



---

# Illustrated Parts Manual

**Models**  
**X33JP**  
**X1000AJ**

**P/N**  
**3121785**

January 15, 2019 - Rev A

**ANSI**

**CE**



An Oshkosh Corporation Company

# PARTS FINDER

**Search Website  
by Part Number**



**Search Manual  
Library For Parts  
Manual & Lookup Part  
Numbers – Purchase  
or Request Quote**

**Can't Find Part or  
Manual? Request Help  
by Manufacturer,  
Model & Description**

Discount-Equipment.com is your online resource for quality parts & equipment.

Florida: **561-964-4949** Outside Florida TOLL FREE: **877-690-3101**

## Need parts?

Click on this link: <http://www.discount-equipment.com/category/5443-parts/> and choose one of the options to help get the right parts and equipment you are looking for. Please have the machine model and serial number available in order to help us get you the correct parts. If you don't find the part on the website or on one of the online manuals, please fill out the request form and one of our experienced staff members will get back to you with a quote for the right part that your machine needs.

We sell worldwide for the brands: Genie, Terex, JLG, MultiQuip, Mikasa, Essick, Whiteman, Mayco, Toro Stone, Diamond Products, Generac Magnum, Airman, Haulotte, Barreto, Power Blanket, Nifty Lift, Atlas Copco, Chicago Pneumatic, Allmand, Miller Curber, Skyjack, Lull, Skytrak, Tsurumi, Husquvarna Target, Stow, Wacker, Sakai, Mi-T-M, Sullair, Basic, Dynapac, MBW, Weber, Bartell, Bennar Newman, Haulotte, Ditch Runner, Menegotti, Morrison, Contec, Buddy, Crown, Edco, Wyco, Bomag, Laymor, EZ Trench, Bil-Jax, F.S. Curtis, Gehl Pavers, Heli, Honda, ICS/PowerGrit, IHI, Partner, Imer, Clipper, MMD, Koshin, Rice, CH&E, General Equipment, Amida, Coleman, NAC, Gradall, Square Shooter, Kent, Stanley, Tamco, Toku, Hatz, Kohler, Robin, Wisconsin, Northrock, Oztec, Toker TK, Rol-Air, APT, Wylie, Ingersoll Rand / Doosan, Innovatech, Con X, Ammann, Mecalac, Makinex, Smith Surface Prep, Small Line, Wanco, Yanmar

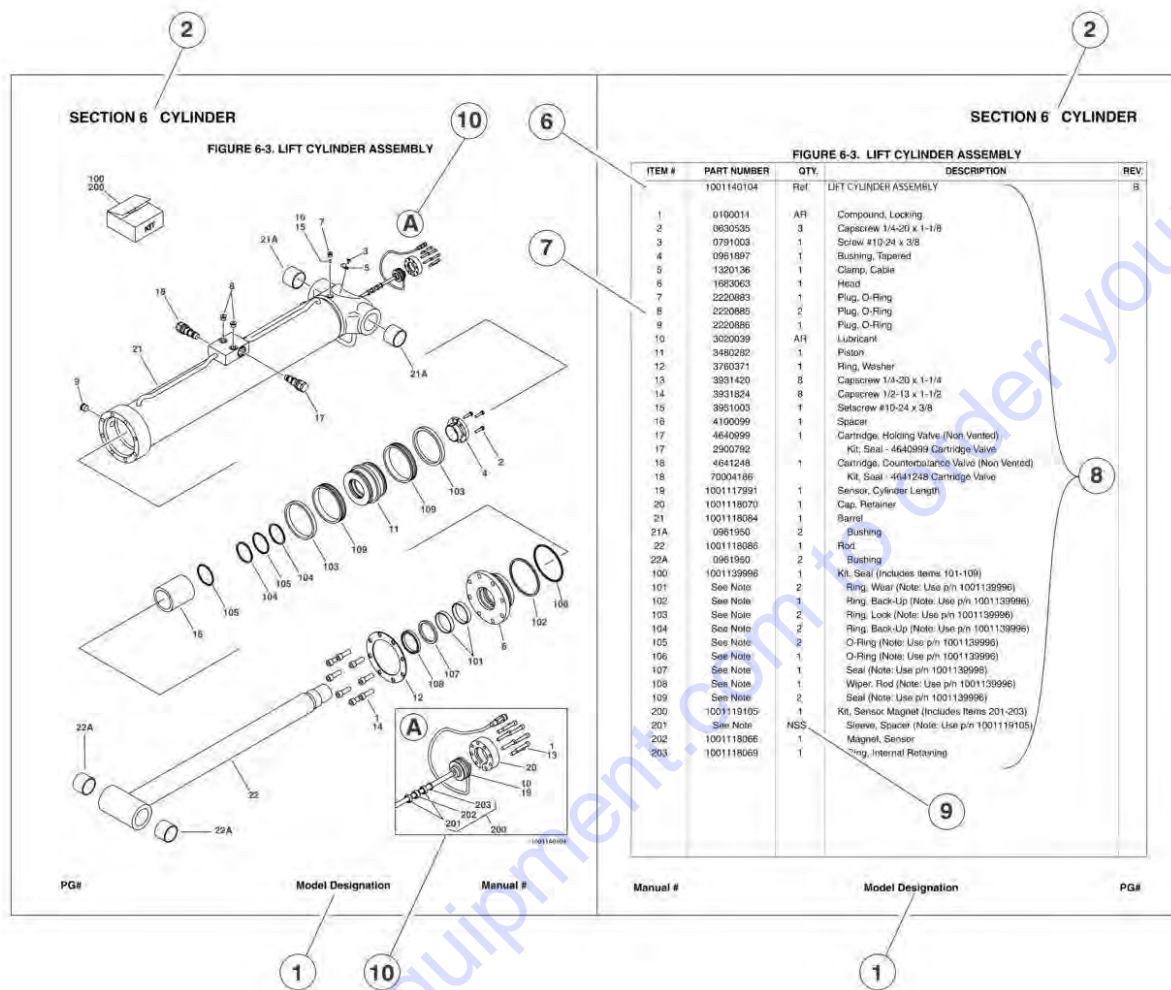


## REVISION LOG

January 15, 2019 - A - Original Issue Of Manual

Go to [Discount-Equipment.com](http://Discount-Equipment.com) to order your parts

## GENERAL INFORMATION



### 1) MACHINE IDENTIFICATION

Machines are identified by model and in some cases a combination of models, serial number (SN) or regional standard (i.e. ANSI, CE, CSA). Components may also be identified by SN or manufacturer. Common components that may be identified by these characteristics are engines and hydraulic components.

### 2) PARTS MANUAL ORGANIZATION

Product information in this manual is organized under section titles. Frame, Cylinder, Hydraulic and Electrical are a few examples. Each section is organized by figure and page number. The information within the Figure is then organized by item number, part number, description and corresponding illustration (s).

### 3) TABLE OF CONTENTS

A table of contents is found toward the beginning of the manual. Figure number, description and page number are provided for quick reference to the page containing the related information.

### 4) RECOMMENDED SPARE PARTS

The Recommended Spare Parts, located near the end of the manual, reference most frequently used maintenance parts.

### 5) PART NUMBER INDEX

A numerical index listing all part numbers and the corresponding page number(s) appears at the back of the manual.

## GENERAL INFORMATION

### 6) NON-SERVICED PARTS

In some instances, it is necessary to display non-serviced parts, assemblies or installations. In the case of assemblies and installations there will be a Ref in the Qty column. In case of parts that are not available for service within assemblies or components, there will be a NSS (Not Sold Separately) or NLA (No Longer Available) listed in the Qty. column of the manual.

### 7) PARTS LIST ITEM NUMBERS

Numbers shown in the item# column correspond to numbers used in the associated illustration (s). Item numbers which are missing from the sequence in the parts list are not used on that page

### 8) INDENTED PARTS DESCRIPTION

An indented part description is included in the item under which it is indented.

### 9) ABB REVIATION AND SYMBOLS

|              |  |              |                                 |
|--------------|--|--------------|---------------------------------|
| AC.....      | Alternating Current                      | LCD.....     | Liquid Crystal Display          |
| ADE.....     | Advanced Design Electronics              | LED.....     | Light Emitting Diodes           |
| ANSI.....    | American National Standards Institute    | LH.....      | Left Hand                       |
| AR.....      | As Required                              | LSS.....     | Load Sensing System             |
| ASSY.....    | Assembly                                 | M(m).....    | Metric/Meter                    |
| AUX.....     | Auxiliary                                | MM (mm)..... | Milimeter                       |
| AWG.....     | American WireGauge                       | mA.....      | Miliamps                        |
| B/M.....     | Bill of Material                         | NLA.....     | No Longer Available             |
| CE.....      | European Conformity                      | NPT.....     | National Pipe Threads           |
| CCW.....     | Counter Clockwise                        | NSS.....     | Not So Id Separately            |
| cm.....      | Centimeter                               | OD.....      | Outside Diameter                |
| CW.....      | Clockwise                                | ORB.....     | O-Ring Boss                     |
| CSA.....     | Canadian Standards Association           | ORFS.....    | O-Ring Face Seal                |
| CYL.....     | Cylinder                                 | OZ (oz)..... | Ounces                          |
| DIA.....     | Diameter                                 | PG.....      | Page                            |
| DC.....      | Direct Current                           | P/N.....     | Part Number                     |
| EMS.....     | Emergency Stop                           | qt.....      | Quarts                          |
| ENG.....     | Engine                                   | QTY.....     | Quantity                        |
| FT (ft)..... | Feet                                     | REF.....     | Reference                       |
| GA (Ga)..... | Gauge                                    | REV.....     | Revision Level                  |
| HYD.....     | Hydraulic                                | RH.....      | Right Hand                      |
| HZ.....      | Hertz                                    | SAE.....     | Society of Automotive Engineers |
| ID.....      | Inside Diameter                          | SN.....      | Serial Number                   |
| in.....      | inches                                   | SPEC(S)..... | Specifications                  |
| ISO.....     | International Organization for Standards | T/T.....     | Turntable                       |
| JIC.....     | Joint Industry Council                   | UGM.....     | Universal Ground Module         |
| KG.....      | Kilogram                                 | V.....       | Volts                           |
| L.....       | Liter                                    | W.....       | Watts                           |
| LB.....      | Pounds                                   | #.....       | Number                          |

### 10) ILLUSTRATION REFERENCE LETTERS

When necessary, illustrations may contain reference letters that are intended to track information (i. e. hoses, harnesses) from one point to another or to track visual enlargement of components to show details that may be located in another area on the illustration.

*Note: Due to continuous product improvements, JLG Industries, Inc. reserves the right to make specification changes without prior notification.*



# TABLE OF CONTENTS

|  |     |
|--|-----|
| SECTION 1 - UNDERCARRIAGE.....                                       | 9   |
| FIGURE 1-1. TRACK AND DRIVE INSTALLATION.....                        | 10  |
| FIGURE 1-2. TRACK FRAME INSTALLATION.....                            | 12  |
| SECTION 2 - BASE & TURNTABLE.....                                    | 15  |
| FIGURE 2-1. TANKS AND SIDE COMPARTMENT INSTALLATIONS.....            | 16  |
| FIGURE 2-2. FRONT AND REAR COMPARTMENTS INSTALLATION.....            | 18  |
| FIGURE 2-3. TURNTABLE AND BEARING INSTALLATION.....                  | 20  |
| FIGURE 2-4. OUTRIGGER INSTALLATION.....                              | 22  |
| SECTION 3 - ENGINE.....  | 25  |
| FIGURE 3-1. ENGINE INSTALLATION.....                                 | 26  |
| FIGURE 3-2. ENGINE COMPONENTS - 1.....                               | 28  |
| FIGURE 3-3. ENGINE COMPONENTS - 2.....                               | 30  |
| FIGURE 3-4. ELECTRIC MOTOR ASSEMBLY - 380V 11KW 50/60HZ.....         | 32  |
| FIGURE 3-5. ELECTRIC MOTOR ASSEMBLY - 6000W LITHIUM 76V.....         | 34  |
| SECTION 4 - BOOM.....  | 37  |
| FIGURE 4-1. TOWER BOOM ASSEMBLY.....                                 | 38  |
| FIGURE 4-2. TOWER BOOM OUTER MID ASSEMBLY.....                       | 40  |
| FIGURE 4-3. TOWER BOOM INNER MID ASSEMBLY.....                       | 42  |
| FIGURE 4-4. TOWER BOOM FLY ASSEMBLY.....                             | 44  |
| FIGURE 4-5. TOWER BOOM TELESCOPE CYLINDER & CABLES INSTALLATION..... | 46  |
| FIGURE 4-6. MAIN BOOM ASSEMBLY.....                                  | 48  |
| FIGURE 4-7. MAIN BOOM MID ASSEMBLY.....                              | 50  |
| FIGURE 4-8. MAIN BOOM FLY ASSEMBLY.....                              | 52  |
| FIGURE 4-9. MAIN BOOM TELESCOPE CYLINDER PULLEYS INSTALLATION.....   | 54  |
| FIGURE 4-10. JIB ASSEMBLY.....                                       | 56  |
| SECTION 5 - PLATFORM.....  | 59  |
| FIGURE 5-1. PLATFORM INSTALLATION.....                               | 60  |
| SECTION 6 - CYLINDER.....  | 63  |
| FIGURE 6-1. LEVEL CYLINDER ASSEMBLY - PLATFORM.....                  | 64  |
| FIGURE 6-2. LIFT CYLINDER ASSEMBLY - JIB.....                        | 66  |
| FIGURE 6-3. LIFT CYLINDER ASSEMBLY - MAIN BOOM.....                  | 68  |
| FIGURE 6-4. LIFT CYLINDER ASSEMBLY - TOWER BOOM.....                 | 70  |
| FIGURE 6-5. OUTRIGGER CYLINDER ASSEMBLY.....                         | 72  |
| FIGURE 6-6. TELESCOPE CYLINDER ASSEMBLY - MAIN BOOM.....             | 74  |
| FIGURE 6-7. TELESCOPE CYLINDER ASSEMBLY - TOWER BOOM.....            | 76  |
| SECTION 7 - HYDRAULIC.....   | 79  |
| FIGURE 7-1. BOOM TUBE HYDRAULIC DIAGRAM.....                         | 80  |
| FIGURE 7-2. DRIVE HYDRAULIC DIAGRAM.....                             | 82  |
| FIGURE 7-3. LEVEL (PLATFORM) AND JIB LIFT HYDRAULIC DIAGRAM.....     | 84  |
| FIGURE 7-4. LIFT HYDRAULIC DIAGRAM - MAIN BOOM.....                  | 86  |
| FIGURE 7-5. LIFT HYDRAULIC DIAGRAM.....                              | 88  |
| FIGURE 7-6. MAIN HYDRAULIC DIAGRAM.....                              | 90  |
| FIGURE 7-7. OUTRIGGER HYDRAULIC DIAGRAM.....                         | 92  |
| FIGURE 7-8. PLATFORM ROTATE HYDRAULIC DIAGRAM.....                   | 94  |
| FIGURE 7-9. SWING & BOOM HYDRAULIC DIAGRAM.....                      | 96  |
| FIGURE 7-10. TELESCOPE HYDRAULIC DIAGRAM - MAIN BOOM.....            | 98  |
| FIGURE 7-11. TELESCOPE HYDRAULIC DIAGRAM - TOWER BOOM.....           | 100 |
| FIGURE 7-12. TRACK EXTENSION HYDRAULIC DIAGRAM.....                  | 102 |
| SECTION 8 - ELECTRICAL.....  | 105 |
| FIGURE 8-1. PLATFORM ELECTRICAL COMPONENTS.....                      | 106 |
| FIGURE 8-2. BOOM ELECTRICAL COMPONENTS.....                          | 108 |



# TABLE OF CONTENTS

|  |     |
|--|-----|
| FIGURE 8-3. BASE ELECTRICAL COMPONENTS .....             | 110 |
| FIGURE 8-4. REMOTE CONTROL COMPONENTS .....              | 112 |
| FIGURE 8-5. ELECTRICAL COMPONENTS .....                  | 116 |
| SECTION 9 - DECALS .....                                 | 121 |
| FIGURE 9-1. LANGUAGE DECALS INSTALLATION - X1000AJ ..... | 122 |
| FIGURE 9-2. LANGUAGE DECALS INSTALLATION - X33JP .....   | 126 |
| FIGURE 9-3. COMMON DECALS INSTALLATION - X1000AJ .....   | 130 |
| FIGURE 9-4. COMMON DECALS INSTALLATION - X33JP .....     | 132 |
| SECTION 10 - RECOMMENDED SERVICE PARTS STOCK .....       | 135 |
| FIGURE 10-1. RECOMMENDED SERVICE PARTS STOCK .....       | 136 |
| PART NUMBER INDEX .....                                  | 137 |

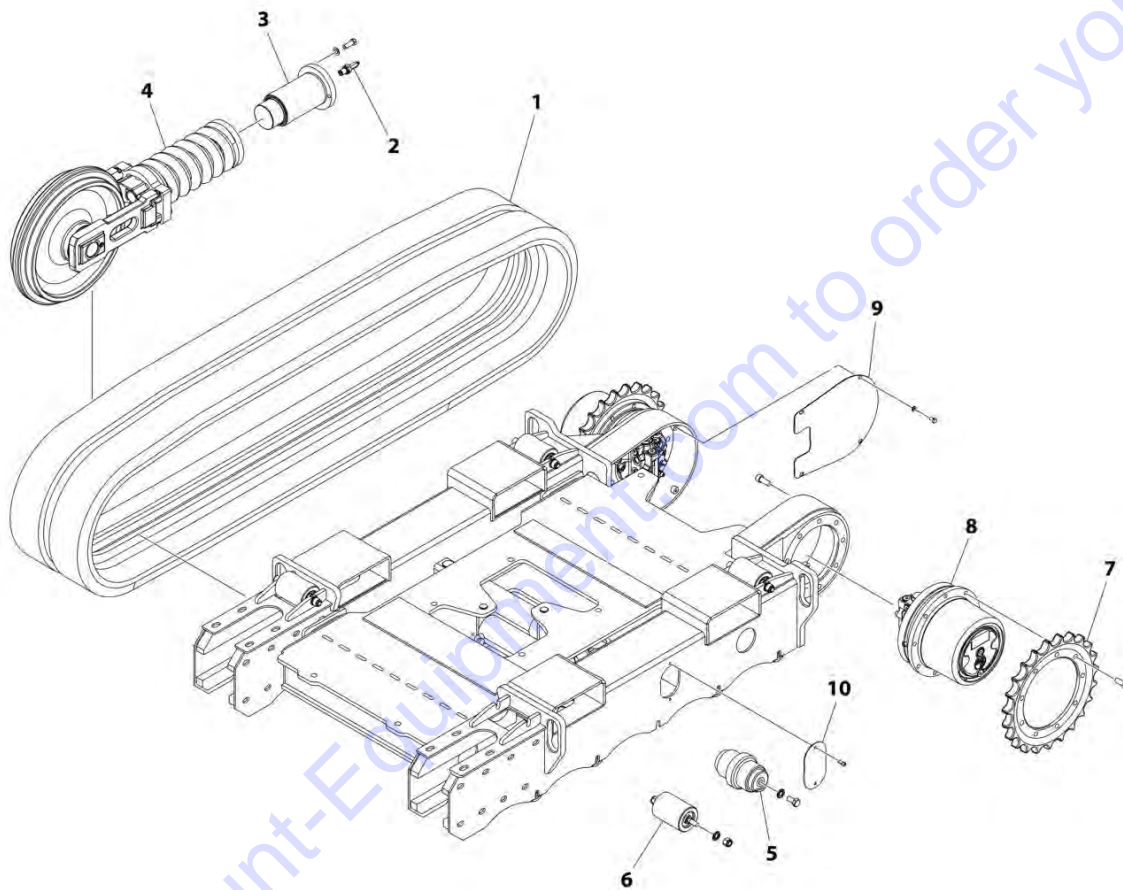
Go to Discount-Equipment.com to order your parts

**SECTION 1 - UNDERCARRIAGE**

Go to Discount-Equipment.com to order your parts

# SECTION 1 - UNDERCARRIAGE

## FIGURE 1-1. TRACK AND DRIVE INSTALLATION



ART\_01-01-00

## SECTION 1 - UNDERCARRIAGE

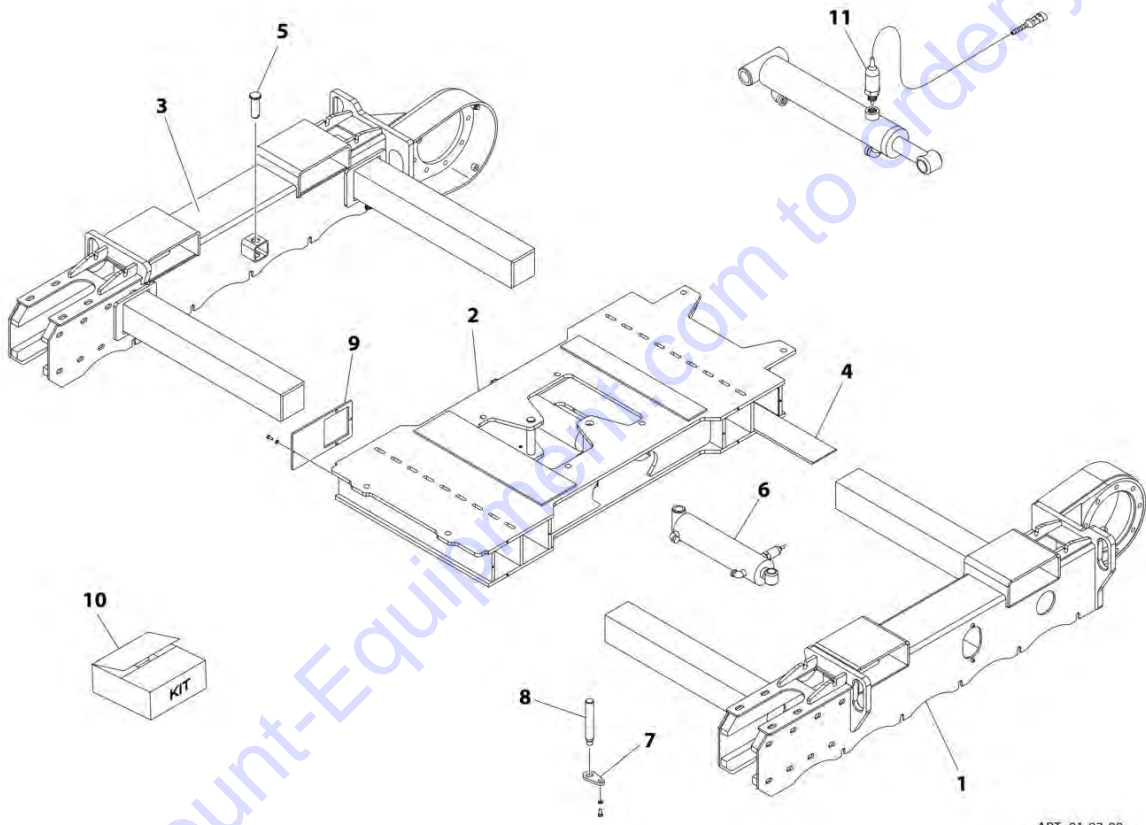
**FIGURE 1-1. TRACK AND DRIVE INSTALLATION**

| ITEM | PART NUMBER | QTY | DESCRIPTION                     | REV |
|------|-------------|-----|---------------------------------|-----|
|      |             | Ref | TRACK AND DRIVE INSTALLATION    | A   |
| 1    | 042694C0    | 2   | Track                           |     |
| 2    | 17866900    | 1   | Valve, Grease                   |     |
| 3    | 256263H3    | 2   | Track Tension Cylinder Assembly |     |
| 4    | 178994H2    | 2   | Idler Wheel Assembly            |     |
| 5    | 256453H2    | 10  | Roller                          |     |
| 6    | 176908H2    | 4   | Roller                          |     |
| 7    | 057684H2    | 2   | Sprocket                        |     |
| 8    | 278211H2    | 2   | Drive Motor Assembly            |     |
| 9    | 079723H2    | 2   | Cover                           |     |
| 10   | 049219H2    | 2   | Cover                           |     |

Go to Discount-Equipment.com to order your parts

# SECTION 1 - UNDERCARRIAGE

## FIGURE 1-2. TRACK FRAME INSTALLATION



ART\_01-02-00

## SECTION 1 - UNDERCARRIAGE

**FIGURE 1-2. TRACK FRAME INSTALLATION**

| ITEM | PART NUMBER | QTY | DESCRIPTION                                       | REV |
|------|-------------|-----|---|-----|
|      |             | Ref | TRACK FRAME INSTALLATION                          | A   |
| 1    | 379684H2    | 1   | Frame, Track (RH)                                 |     |
| 2    | 378212H2    | 1   | Undercarriage                                     |     |
| 3    | 379683H2    | 1   | Frame, Track (LH)                                 |     |
| 4    | 07987700    | 16  | Guide, Expansion                                  |     |
| 5    | 04256300    | 2   | Pin   |     |
| 6    | 278219H2    | 2   | Undercarriage Extent Cylinder Assembly            |     |
| 7    | 064966Y1    | 2   | Drop, Pin   |     |
| 8    | 07965700    | 2   | Pin   |     |
| 9    | 379656H2    | 4   | Cover   |     |
| 10   | 2782190001  | 1   | Seal Kit - Undercarriage Extent Cylinder Assembly |     |
| 11   | 17329500    | 2   | Switch, N/O Contact (Includes Cable & Connector)  |     |

Go to Discount-Equipment.com to order your parts



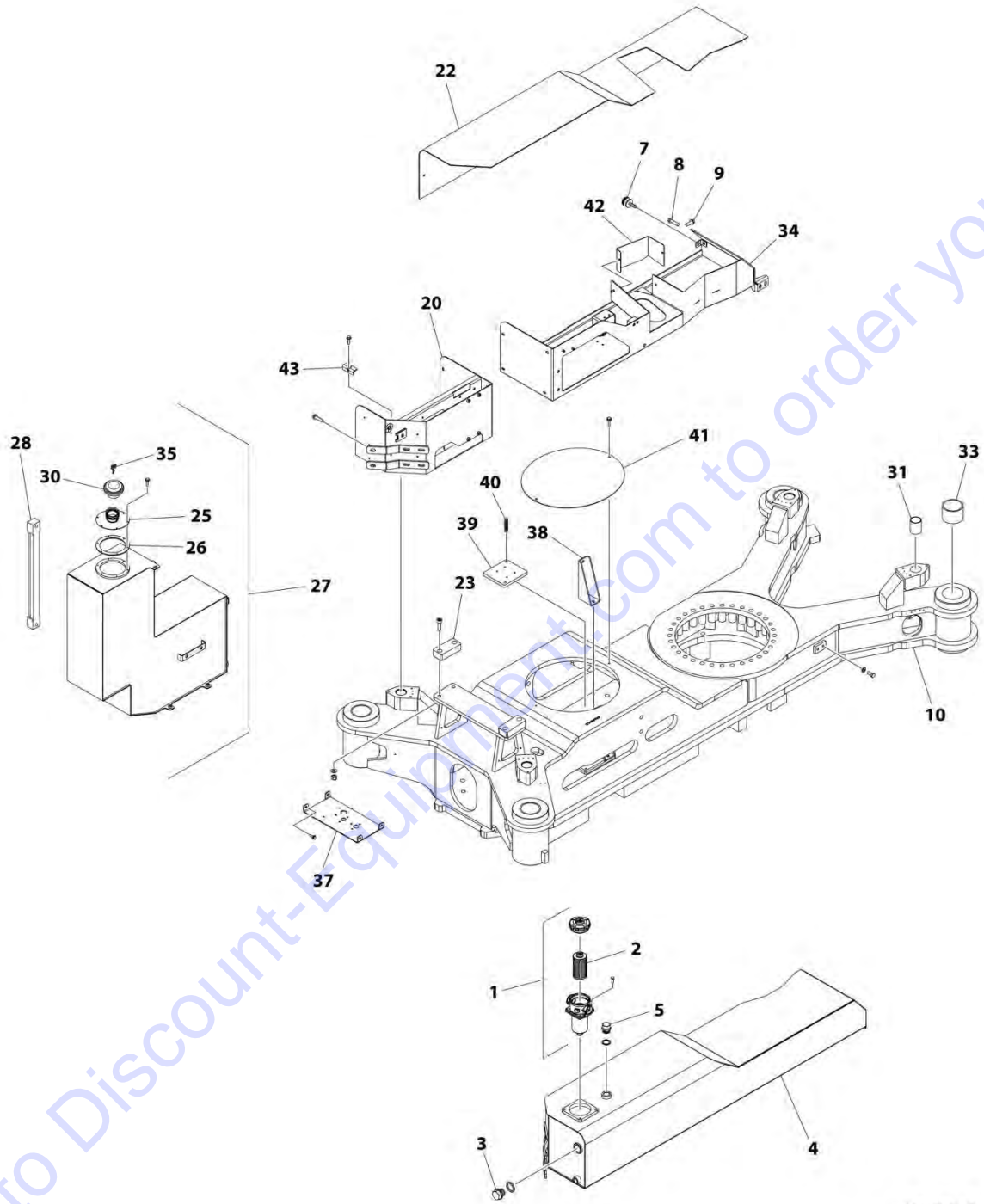
**SECTION 2 - BASE & TURNTABLE**

Go to Discount-Equipment.com to order your parts



# SECTION 2 - BASE & TURNTABLE

## FIGURE 2-1. TANKS AND SIDE COMPARTMENT INSTALLATIONS



ART\_02-01-00

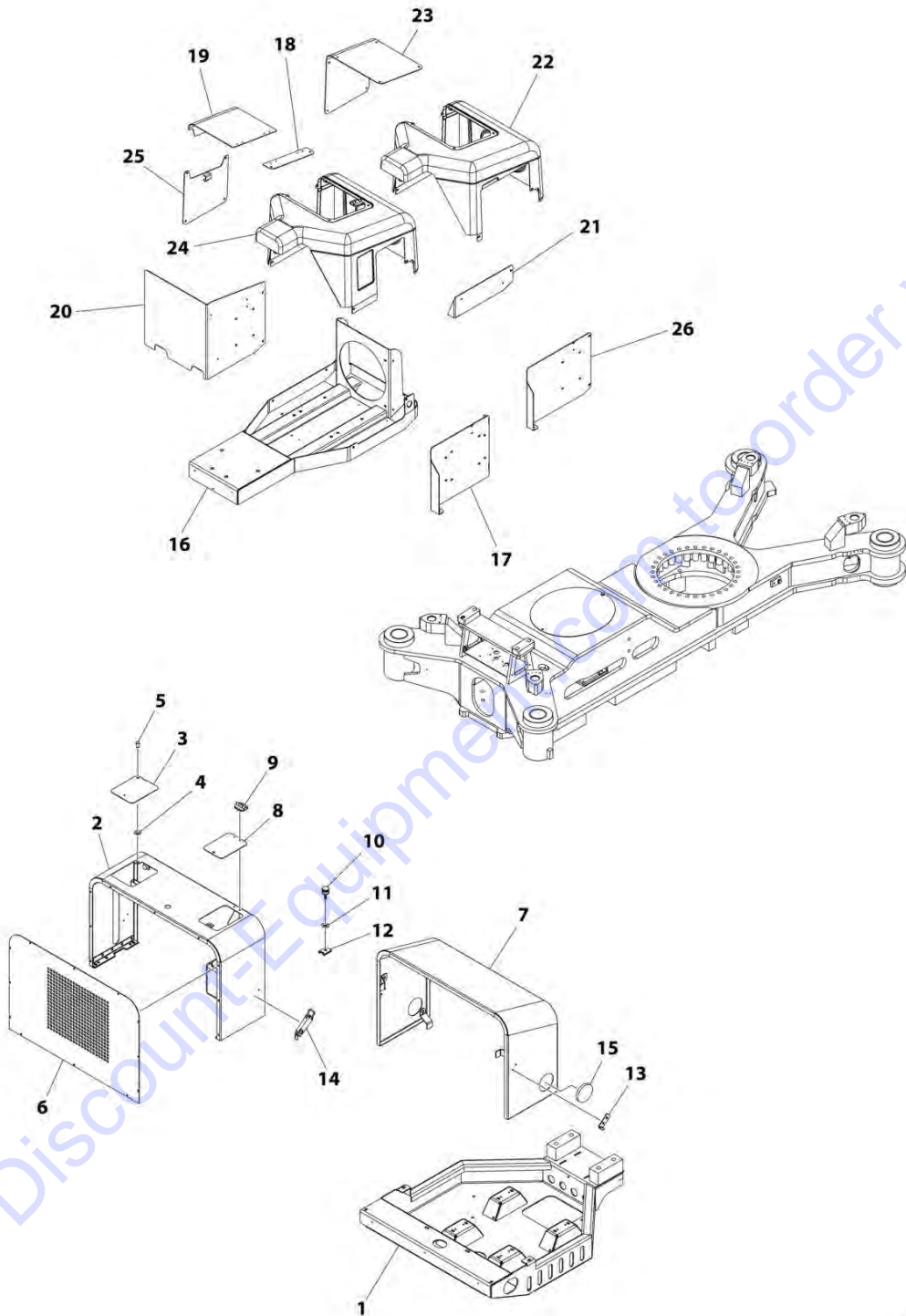
## SECTION 2 - BASE & TURNTABLE

**FIGURE 2-1. TANKS AND SIDE COMPARTMENT INSTALLATIONS**

| ITEM | PART NUMBER | QTY | DESCRIPTION   | REV |
|------|-------------|-----|---|-----|
|      |             | Ref | TANKS AND SIDE COMPARTMENT INSTALLATIONS  | A   |
| 1    | 27433700    | 1   | Hydraulic Oil Filter Assembly (Includes Cap, Filter Cartridge, Strainer, and Mounting Hardware) |     |
| 2    | 2743370001  | 1   | Cartridge, Oil Filter   |     |
| 3    | 05061800    | 1   | Gauge, Oil Level Sight  |     |
| 4    | 179813J2    | 1   | Tank, Hydraulic Oil   |     |
| 5    | 05611800    | 1   | Plug  |     |
| 7    | 07343200    | 3   | Thumbscrew  |     |
| 8    | 07343400    | 3   | Retainer, Screw   |     |
| 9    | 07343300    | 3   | Clip, Screw   |     |
| 10   | 179842H2    | 1   | Frame, Outrigger  |     |
| 20   | 379911J2    | 1   | Tray  |     |
| 22   | 379920J2    | 1   | Cover   |     |
| 23   | 07994100    | 2   | Block   |     |
| 25   | 379961H3    | 1   | Neck, Filler  |     |
| 26   | 08028800    | 1   | Gasket  |     |
| 27   | 179822H3    | 1   | Tank Assembly (Includes Items 25, 26, 28, 30 & 35)  |     |
| 28   | 07982900    | 1   | Sensor, Fuel Level  |     |
| 30   | 25731300    | 1   | Cap   |     |
| 31   | 08007200    | 4   | Bushing   |     |
| 33   | 07980800    | 8   | Bushing   |     |
| 34   | 179908J2    | 1   | Tray  |     |
| 35   | 05656400    | 2   | Key, Cap  |     |
| 37   | 080301H2    | 1   | Plate   |     |
| 38   | 079942Y1    | 1   | Bracket   |     |
| 39   | 080087Y1    | 1   | Plate   |     |
| 40   |             | Ref | Stud  |     |
| 41   | 080122H2    | 1   | Cover   |     |
| 42   | 079956H2    | 1   | Bracket   |     |
| 43   | 051705Y1    | 1   | Plate, Battery Block  |     |

# SECTION 2 - BASE & TURNTABLE

## FIGURE 2-2. FRONT AND REAR COMPARTMENTS INSTALLATION



ART\_02-02-00

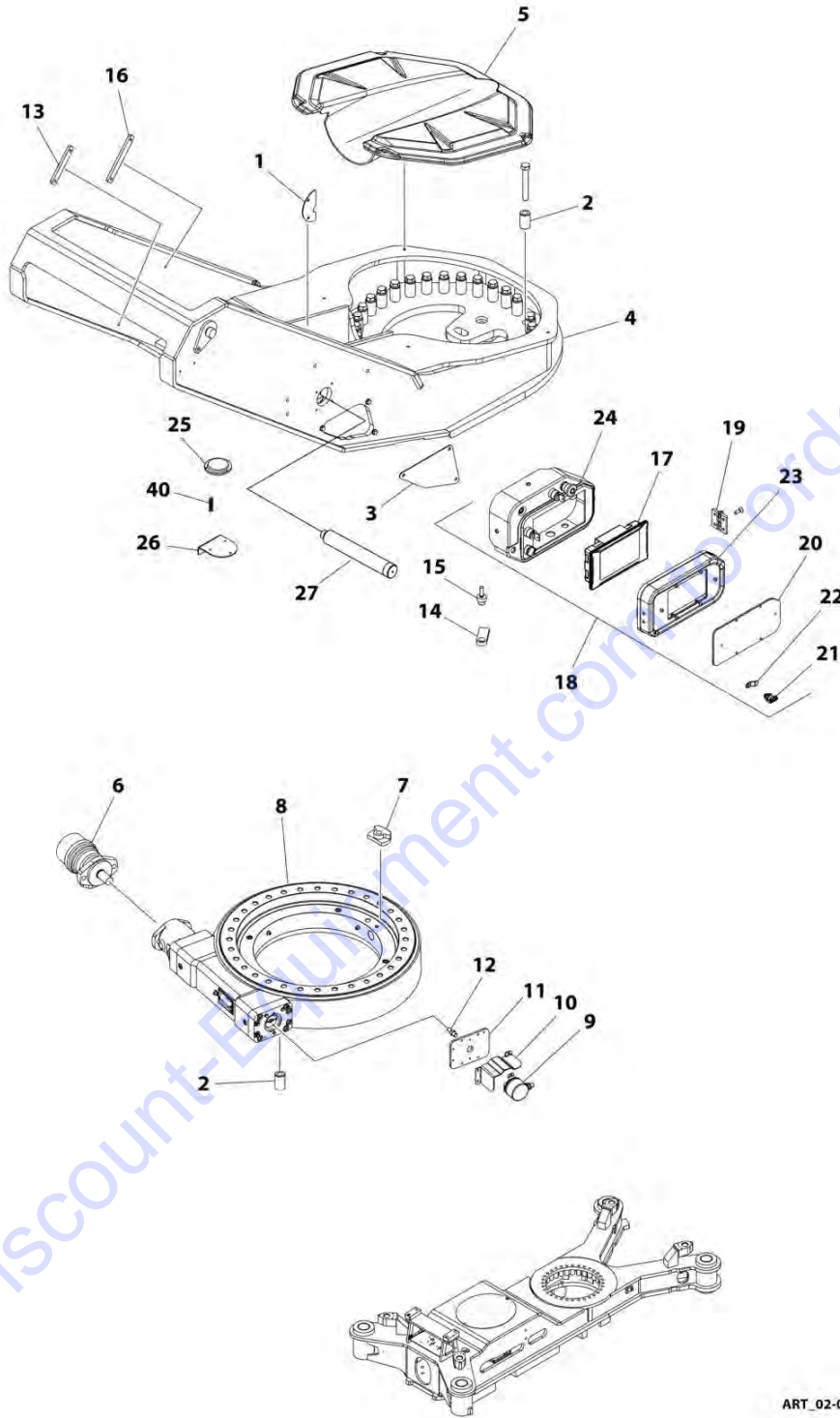
## SECTION 2 - BASE & TURNTABLE

**FIGURE 2-2. FRONT AND REAR COMPARTMENTS INSTALLATION**

| ITEM | PART NUMBER | QTY | DESCRIPTION                              | REV |
|------|-------------|-----|--|-----|
|      |             | Ref | FRONT AND REAR COMPARTMENTS INSTALLATION | A   |
| 1    | 379868H2    | 1   | Tray                                     |     |
| 2    | 379936H2    | 1   | Cover                                    |     |
| 3    | 180268H2    | 1   | Plate                                    |     |
| 5    | 28041900    | 1   | Handle                                   |     |
| 6    | 379943H2    | 1   | Cover, Front                             |     |
| 7    | 379861H2    | 1   | Cover                                    |     |
| 8    | 075705H2    | 1   | Plate                                    |     |
| 9    | 07189900    | 1   | Hinge                                    |     |
| 10   | 07343200    | 1   | Thumbscrew                               |     |
| 11   | 07343400    | 1   | Retainer                                 |     |
| 12   | 07343300    | 1   | Clip, Screw                              |     |
| 13   | 05442500    | 2   | Bracket, Latch                           |     |
| 14   | 05442600    | 2   | Latch                                    |     |
| 15   | 07680400    | 2   | Plug                                     |     |
| 16   | 380042H2    | 1   | Tray                                     |     |
| 17   | 080396Y1    | 1   | Plate                                    |     |
| 18   | 080390H2    | 1   | Plate                                    |     |
| 19   | 080391H2    | 1   | Cover                                    |     |
| 20   | 080395Y1    | 1   | Plate                                    |     |
| 21   | 080397Y1    | 1   | Plate                                    |     |
| 22   | 080401H2    | 1   | Cover                                    |     |
| 23   | 077743H2    | 1   | Cover                                    |     |
| 24   | 080070H2    | 1   | Cover                                    |     |
| 25   | 380392H2    | 1   | Cover                                    |     |
| 26   | 080050Y1    | 1   | Plate                                    |     |

# SECTION 2 - BASE & TURNTABLE

## FIGURE 2-3. TURNTABLE AND BEARING INSTALLATION



ART\_02-03-00

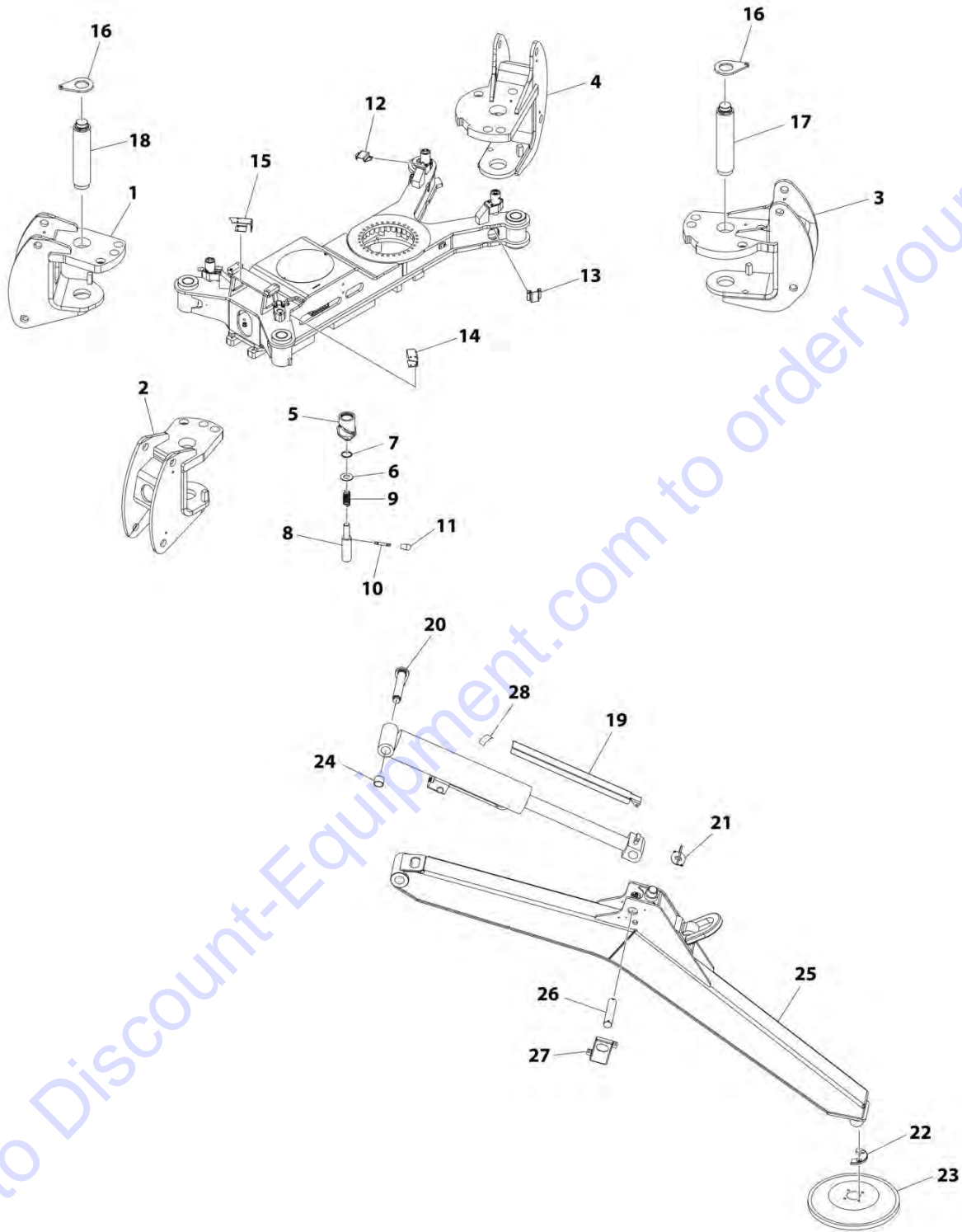
## SECTION 2 - BASE & TURNTABLE

**FIGURE 2-3. TURNTABLE AND BEARING INSTALLATION**

| ITEM | PART NUMBER | QTY | DESCRIPTION   | REV |
|------|-------------|-----|---|-----|
|      |             | Ref | TURNTABLE AND BEARING INSTALLATION                      | A   |
| 1    | 080073H2    | 2   | Plate   |     |
| 2    | 06551600    | 64  | Spacer  |     |
| 3    | 080235H2    | 2   | Cover   |     |
| 4    | 379781H2    | 1   | Turntable   |     |
| 5    | 08013100    | 1   | Cover, Bearing  |     |
| 6    | 280051H2    | 1   | Swing Motor Assembly                                    |     |
| 7    | 080010Y1    | 1   | Stop, Bearing   |     |
| 8    | 279508H2    | 1   | Turntable Bearing Assembly                              |     |
| 9    | 27997100    | 1   | Switch, Sensor  |     |
| 10   | 079948H2    | 1   | Cover   |     |
| 11   | 079946H2    | 1   | Plate   |     |
| 12   | 079947Y1    | 1   | Pin, Sensor   |     |
| 13   | 080274Y1    | 1   | Plate   |     |
| 14   | 064422Y1    | 1   | Retainer  |     |
| 15   | 064423Y1    | 1   | Pin   |     |
| 16   | 080275Y1    | 1   | Plate   |     |
| 17   | 27967000    | 1   | Module, Control   |     |
| 18   | 18003300    | 1   | Ground Control Box Assembly (Includes Items 17 & 19-24) |     |
| 19   | 07693700    | 1   | Hinge   |     |
| 20   | 08045100    | 1   | Faceplate   |     |
| 21   | 07867800    | 1   | Fastener  |     |
| 22   | 07190000    | 1   | Cam-Lock  |     |
| 23   | 08045000    | 1   | Mount   |     |
| 24   | 08044900    | 1   | Box, Ground Control                                     |     |
| 25   | 05427200    | 1   | Level   |     |
| 26   | 058832H3    | 1   | Support   |     |
| 27   | 07904000    | 1   | Pin   |     |
| 40   |             | Ref | Stud  |     |

# SECTION 2 - BASE & TURNTABLE

## FIGURE 2-4. OUTRIGGER INSTALLATION



ART\_02-04-00

## SECTION 2 - BASE & TURNTABLE

### FIGURE 2-4. OUTRIGGER INSTALLATION

| ITEM | PART NUMBER | QTY | DESCRIPTION            | REV |
|------|-------------|-----|------------------------|-----|
|      |             | Ref | OUTRIGGER INSTALLATION | A   |
| 1    | 379885H2    | 1   | Pivot, Outrigger       |     |
| 2    | 379892H2    | 1   | Pivot, Outrigger       |     |
| 3    | 379893H2    | 1   | Pivot, Outrigger       |     |
| 4    | 379900H2    | 1   | Pivot, Outrigger       |     |
| 5    | 379923H2    | 4   | Collar                 |     |
| 6    | 079924Y1    | 4   | Washer                 |     |
| 7    | BC002100    | 4   | Ring, Retaining        |     |
| 8    | 07904400    | 1   | Pin                    |     |
| 9    | 07599800    | 4   | Spring                 |     |
| 10   | BS002200    | 4   | Pin                    |     |
| 11   | 07639400    | 4   | Handle                 |     |
| 12   | 079962H2    | 4   | Cover                  |     |
| 13   | 079958H2    | 2   | Cover                  |     |
| 14   | 080129H2    | 1   | Bracket                |     |
| 15   | 080130H2    | 1   | Bracket                |     |
| 16   | 079830Y1    | 4   | Collar, Pin            |     |
| 17   | 07904300    | 2   | Pin                    |     |
| 18   | 07904600    | 2   | Pin                    |     |
| 19   | 079970H2    | 4   | Cover                  |     |
| 20   | 07904500    | 4   | Pin                    |     |
| 21   | 376018H2    | 4   | Support                |     |
| 22   | 079821Y1    | 8   | Plate                  |     |
| 23   | 07981100    | 4   | Pad, Outrigger         |     |
| 24   | 07980700    | 2   | Bushing                |     |
| 25   | 179793J2    | 4   | Arm, Outrigger         |     |
| 26   | 07904700    | 4   | Pin                    |     |
| 27   | 079809H2    | 2   | Cover                  |     |
| 27   | 079810H2    | 2   | Cover                  |     |
| 28   | 07894900    | 4   | Pad                    |     |



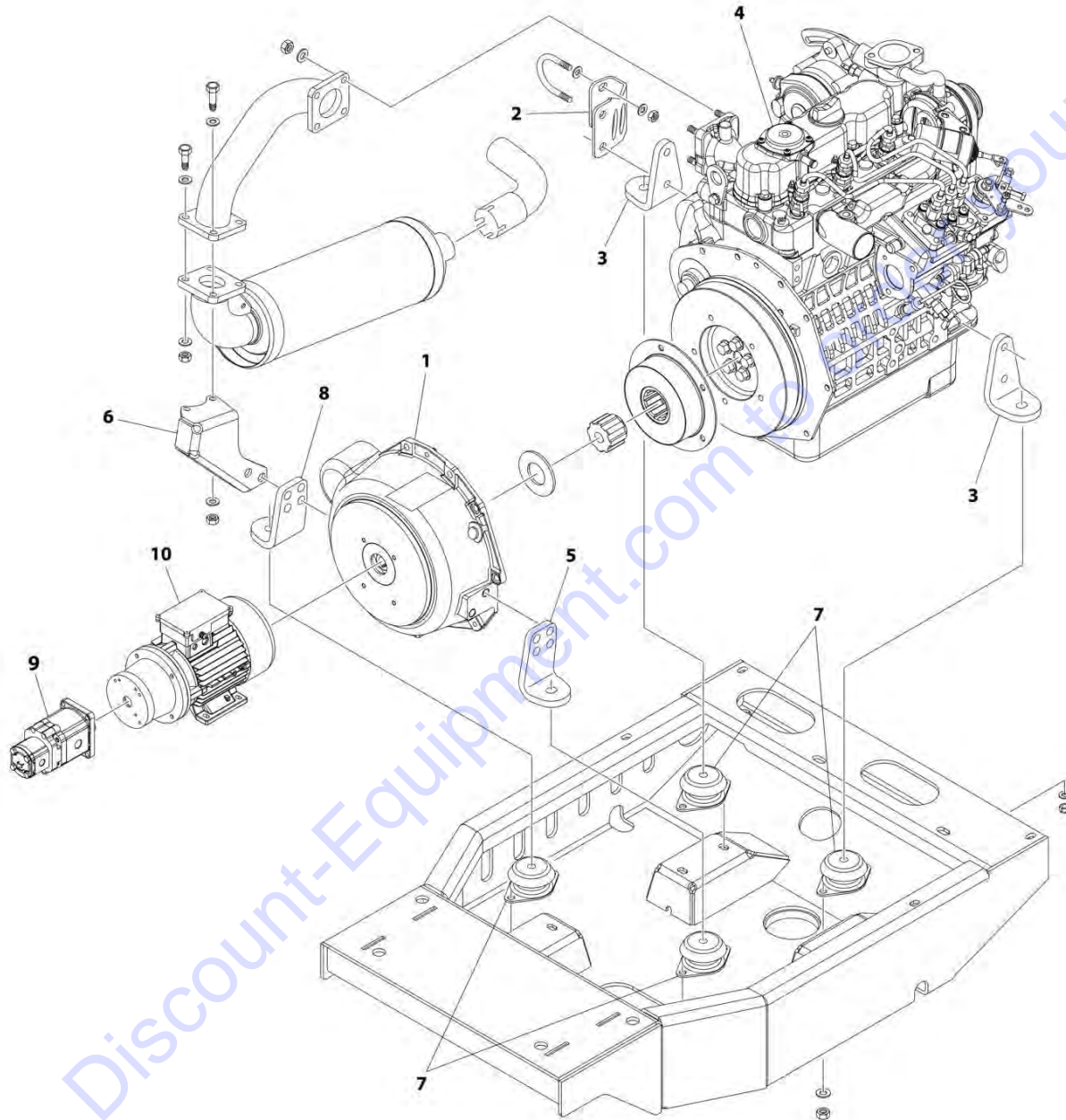


**SECTION 3 - ENGINE**

Go to Discount-Equipment.com to order your parts

# SECTION 3 - ENGINE

## FIGURE 3-1. ENGINE INSTALLATION



ART\_03-01-00

## SECTION 3 - ENGINE

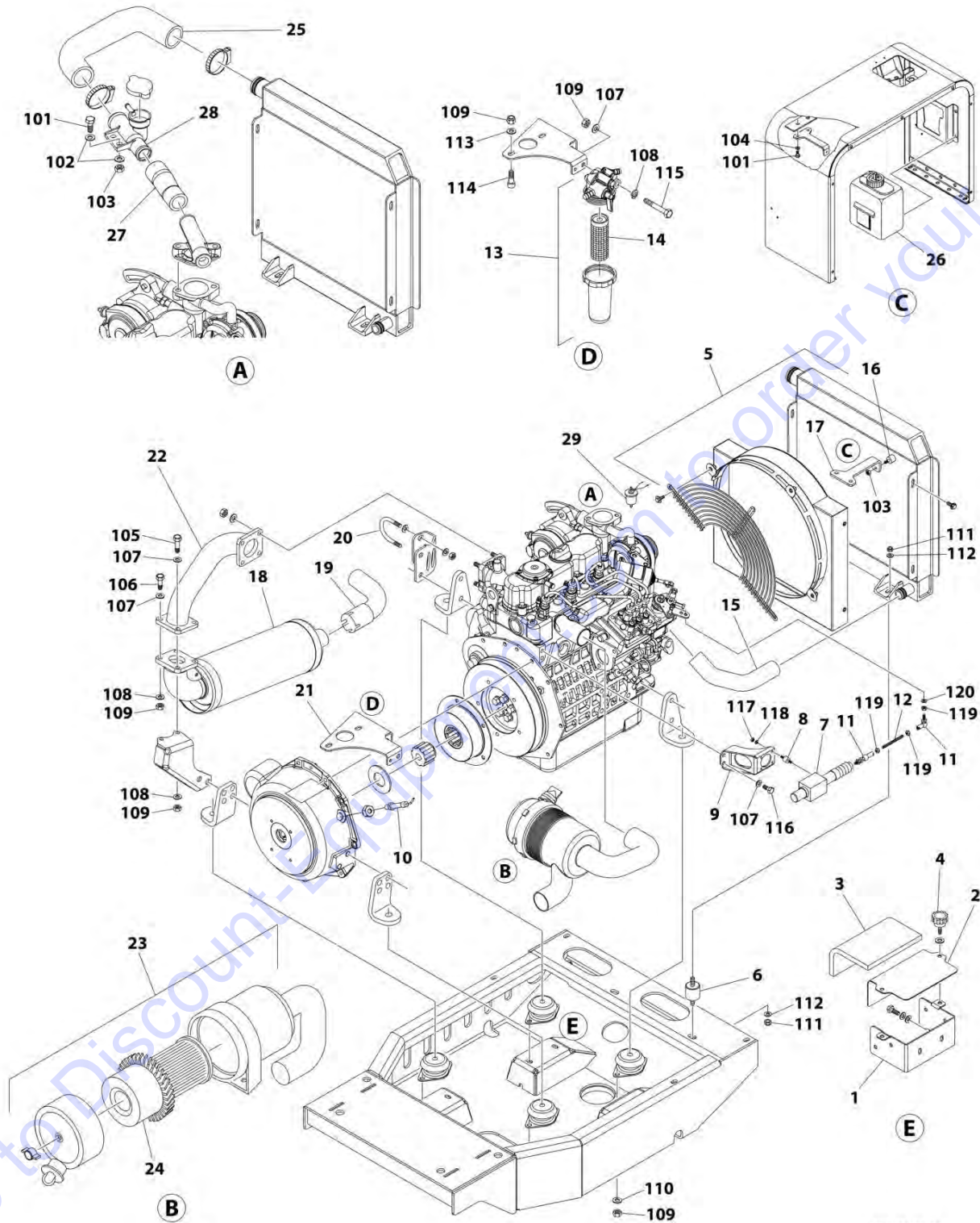
**FIGURE 3-1. ENGINE INSTALLATION**

| ITEM | PART NUMBER | QTY | DESCRIPTION  | REV |
|------|-------------|-----|--|-----|
|      |             | Ref | ENGINE INSTALLATION  | A   |
| 1    | 28012100    | 1   | Coupling, Pump   |     |
| 2    | 075720Y1    | 1   | Bracket  |     |
| 3    | 075718Y1    | 2   | Support  |     |
| 4    | 28055100    | 1   | Kubota Engine Kit With Attachments                               |     |
| 5    | 075716Y1    | 1   | Support  |     |
| 6    | 075719Y1    | 1   | Bracket  |     |
| 7    | 27018000    | 4   | Mount, Motor   |     |
| 8    | 075717Y1    | 1   | Support  |     |
| 9    | 279101H3    | 1   | Pump Assembly  |     |
| 10   |             | Ref | Electric Motor Assembly (See Separate Breakdown in this Section) |     |

Go to Discount-Equipment.com to order your parts

# SECTION 3 - ENGINE

## FIGURE 3-2. ENGINE COMPONENTS - 1



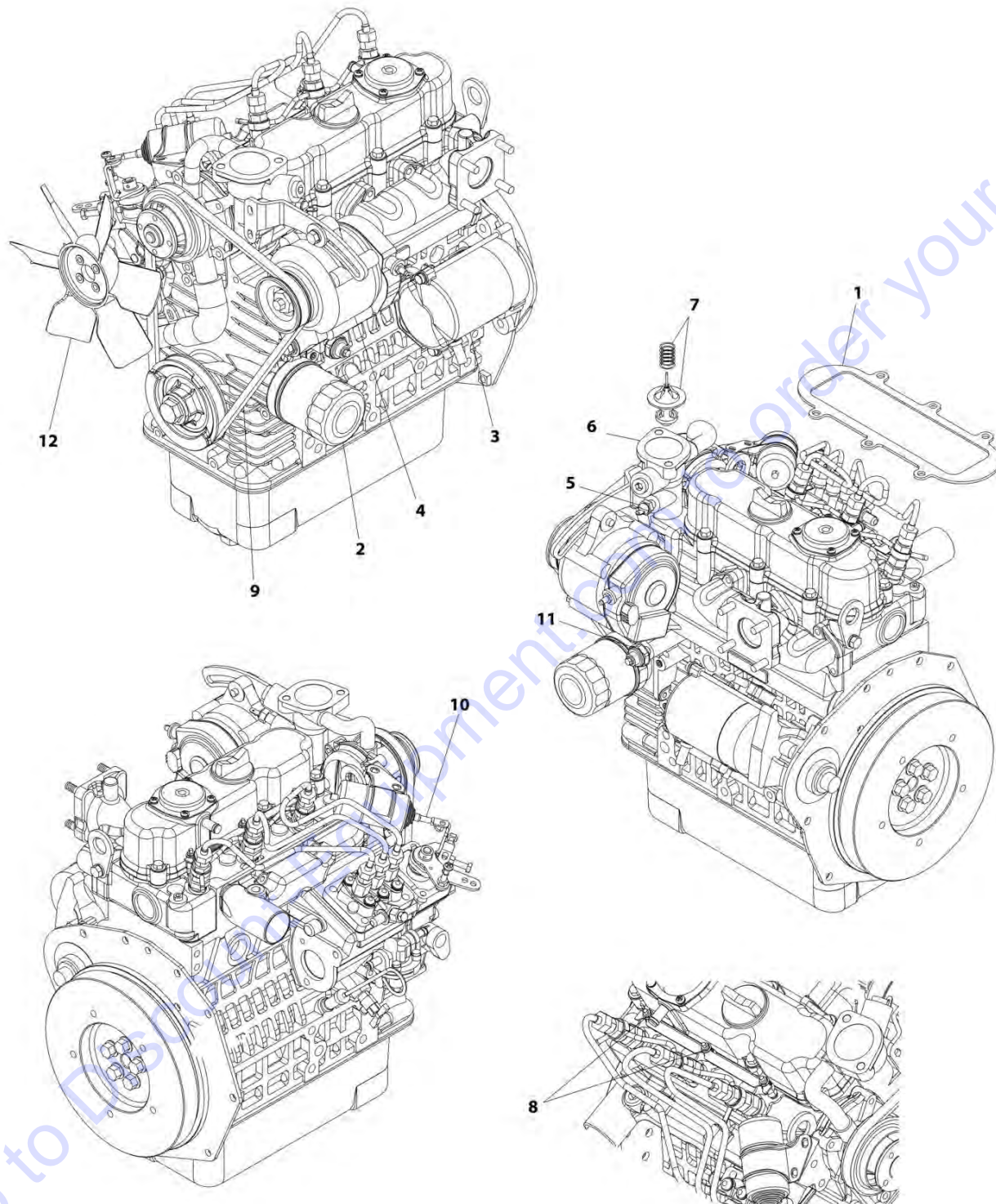
## SECTION 3 - ENGINE

### FIGURE 3-2. ENGINE COMPONENTS - 1

| ITEM | PART NUMBER  | QTY | DESCRIPTION                               | REV |
|------|--------------|-----|---|-----|
|      |              | Ref | ENGINE COMPONENTS - 1                     | A   |
| 1    | 180270Y1     | 1   | Bracket                                   |     |
| 2    | 080271Y1     | 1   | Cover                                     |     |
| 3    | 07647100     | 1   | Protection                                |     |
| 4    | 05903300     | 2   | Knob                                      |     |
| 5    | 27554600     | 1   | Radiator (Includes Shroud and Fan Grille) |     |
| 6    | 06145700     | 2   | Mount, Rubber                             |     |
| 7    | 26551500     | 1   | Valve, Piston                             |     |
| 8    | 06551400     | 4   | Mount, Rubber                             |     |
| 9    | 075985Y1     | 1   | Bracket                                   |     |
| 10   | 27602400     | 1   | Sensor, Speed                             |     |
| 11   | 07598700     | 1   | Joints, Angle                             |     |
| 12   | 07598600     | 1   | Tie-Rod                                   |     |
| 13   | 17404200     | 1   | Filter Assembly                           |     |
| 14   | 1740420001   | 1   | Element, Filter                           |     |
| 15   | 07598900     | 1   | Hose, Radiator (Lower)                    |     |
| 16   | 05689400     | 1   | Mount, Rubber                             |     |
| 17   | 064699Y1     | 1   | Bracket                                   |     |
| 18   | 27598400     | 1   | Muffler                                   |     |
| 19   | 07589400     | 1   | Pipe, Exhaust (Outlet)                    |     |
| 20   | 07635600     | 1   | Clamp                                     |     |
| 21   | 075778Y1     | 1   | Bracket                                   |     |
| 22   | 07577900     | 1   | Pipe, Exhaust (Manifold to Muffler)       |     |
| 23   | 2749410002   | 1   | Air Filter Assembly                       |     |
| 24   | 274941000201 | 1   | Element, Air Filter                       |     |
| 25   | 07541500     | 1   | Hose, Radiator (Upper)                    |     |
| 26   | 25779900     | 1   | Reservoir, Coolant                        |     |
| 27   | 07541400     | 1   | Hose                                      |     |
| 28   | 27598800     | 1   | Cap & Housing, Radiator                   |     |
| 29   | 2749410001   | 1   | Pump                                      |     |
| 101  | BV003200     | AR  | Bolt M6 x 20                              |     |
| 102  | BR001500     | AR  | Washer M6                                 |     |
| 103  | BD000900     | AR  | Nut M6                                    |     |
| 104  | BR000100     | AR  | Washer M6                                 |     |
| 105  | BV000700     | AR  | Bolt M8 x 35                              |     |
| 106  | BV000800     | AR  | Bolt M8 x 30                              |     |
| 107  | BR000500     | AR  | Washer M8                                 |     |
| 108  | BR002200     | AR  | Washer                                    |     |
| 109  | BD000500     | AR  | Nut M8                                    |     |
| 110  | BR001600     | AR  | Washer                                    |     |
| 111  | BD001500     | AR  | Nut M10                                   |     |
| 112  | BR000600     | AR  | Washer                                    |     |
| 113  | BR001600     | AR  | Washer                                    |     |
| 114  | BV015400     | AR  | Bolt M8 x 35                              |     |
| 115  | BV007000     | AR  | Bolt M8 x 70                              |     |
| 116  | BV001200     | AR  | Bolt M8 x 16                              |     |
| 117  | BD001100     | AR  | Nut M5                                    |     |
| 118  | BR001300     | AR  | Washer                                    |     |
| 119  | BD000700     | AR  | Nut M4                                    |     |
| 120  | BR000400     | AR  | Washer                                    |     |

# SECTION 3 - ENGINE

## FIGURE 3-3. ENGINE COMPONENTS - 2



ART\_03-01-02

**SECTION 3 - ENGINE****FIGURE 3-3. ENGINE COMPONENTS - 2**

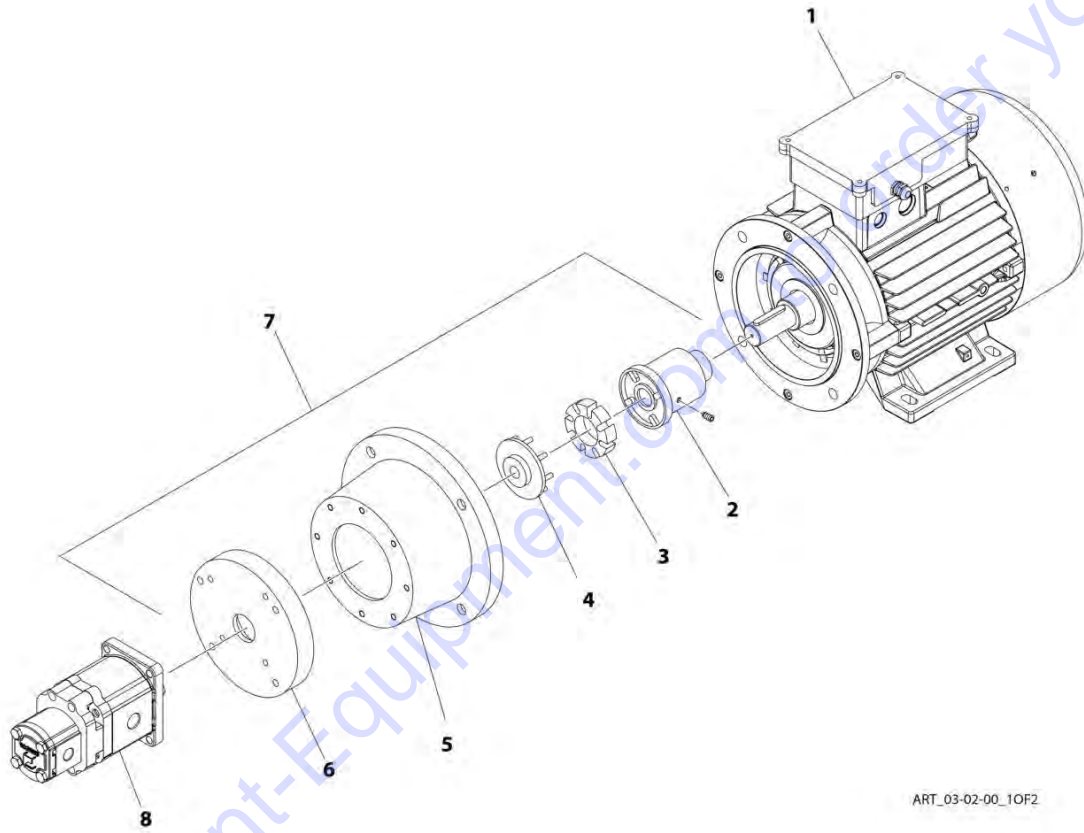
| ITEM | PART NUMBER | QTY | DESCRIPTION           | REV |
|------|-------------|-----|-----------------------|-----|
|      |             | Ref | ENGINE COMPONENTS - 2 | A   |
| 1    | 2749410003  | 1   | Gasket, Valve Cover   |     |
| 2    | 2734250002  | 1   | Filter, Oil           |     |
| 3    | 2749410005  | 1   | Starter               |     |
| 4    | 2734250013  | 1   | Alternator            |     |
| 5    | 2734250009  | 1   | Sensor, Temperature   |     |
| 6    | 2734250010  | 1   | Pump, Water           |     |
| 7    | 2734250008  | 1   | Thermostat & Spring   |     |
| 8    | 2749410004  | 1   | Plug, Glow            |     |
| 9    | 2734250011  | 1   | Belt, Drive           |     |
| 10   | 2734250004  | 1   | Solenoid, Stop        |     |
| 11   | 2734250007  | 1   | Sensor, Oil Pressure  |     |
| 12   | 2734250001  | 1   | Fan                   |     |

Go to Discount-Equipment.com to order your parts



# SECTION 3 - ENGINE

FIGURE 3-4. ELECTRIC MOTOR ASSEMBLY - 380V 11KW 50/60HZ



ART\_03-02-00\_10F2

**SECTION 3 - ENGINE**

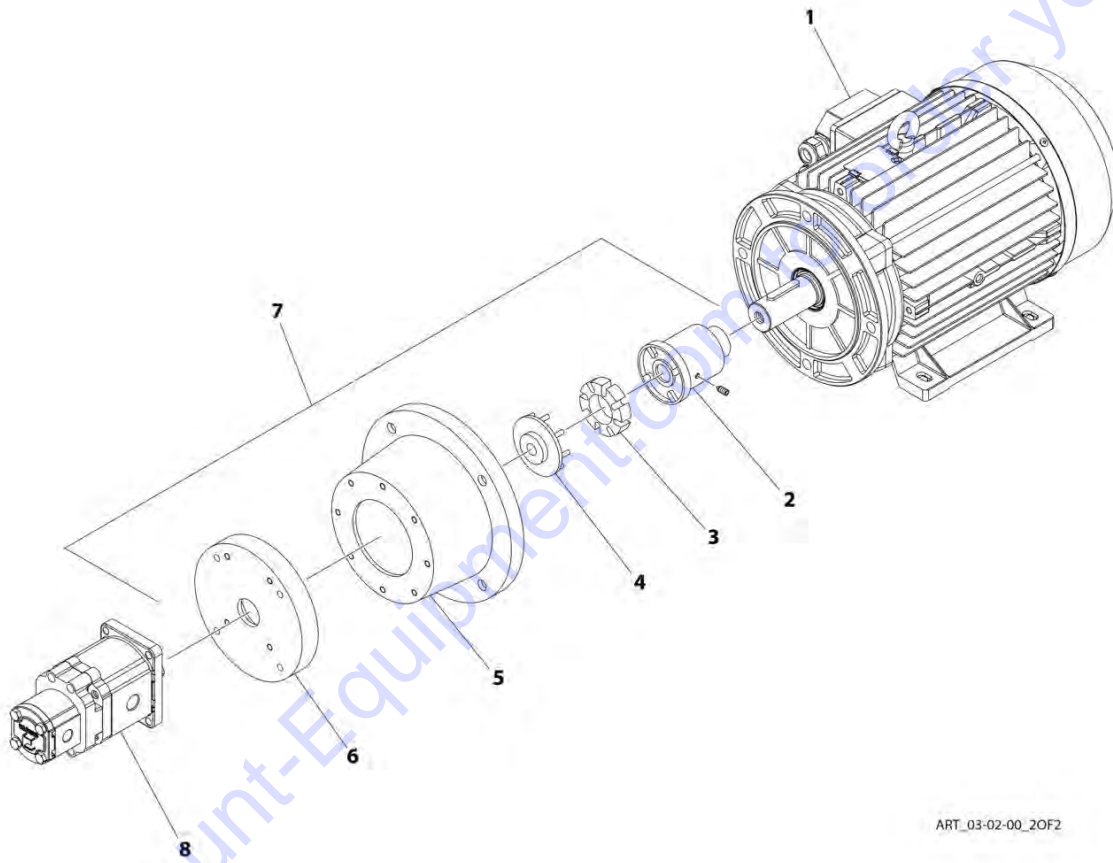
**FIGURE 3-4. ELECTRIC MOTOR ASSEMBLY - 380V 11KW 50/60HZ**

| ITEM | PART NUMBER | QTY | DESCRIPTION                                  | REV |
|------|-------------|-----|--|-----|
|      |             | Ref | ELECTRIC MOTOR ASSEMBLY - 380V 11KW 50/60HZ  | A   |
| 1    | 28008100    | 1   | Motor, Electric 380V 11KW 50/60Hz            |     |
| 2    | 2800860002  | 1   | Coupling, Motor Side                         |     |
| 3    | 2800860004  | 1   | Connection, Joint                            |     |
| 4    | 2800860003  | 1   | Coupling, Pump Side                          |     |
| 5    | 280086Y101  | 1   | Housing                                      |     |
| 6    |             | Ref | Plate, Adapter                               |     |
| 7    | 280086Y1    | 1   | Pump-Motor Coupling Kit (Includes Items 2-6) |     |
| 8    | 279101H3    | 1   | Pump Assembly                                |     |

Go to Discount-Equipment.com to order your parts

# SECTION 3 - ENGINE

FIGURE 3-5. ELECTRIC MOTOR ASSEMBLY - 6000W LITHIUM 76V



ART\_03-02-00\_20F2

**SECTION 3 - ENGINE**

**FIGURE 3-5. ELECTRIC MOTOR ASSEMBLY - 6000W LITHIUM 76V**

| ITEM | PART NUMBER | QTY | DESCRIPTION                                  | REV |
|------|-------------|-----|--|-----|
|      |             | Ref | ELECTRIC MOTOR ASSEMBLY - 6000W LITHIUM 76V  | A   |
| 1    | 28010200    | 1   | Motor, Electric 6000W Lithium 76V            |     |
| 2    | 2804570001  | 1   | Coupling, Motor Side                         |     |
| 3    | 2800860004  | 1   | Connection, Joint                            |     |
| 4    | 2800860003  | 1   | Coupling, Pump Side                          |     |
| 5    | 280086Y101  | 1   | Housing                                      |     |
| 6    |             | Ref | Plate, Adapter                               |     |
| 7    | 280457Y1    | 1   | Pump-Motor Coupling Kit (Includes Items 2-6) |     |
| 8    | 279101H3    | 1   | Pump Assembly                                |     |

Go to Discount-Equipment.com to order your parts

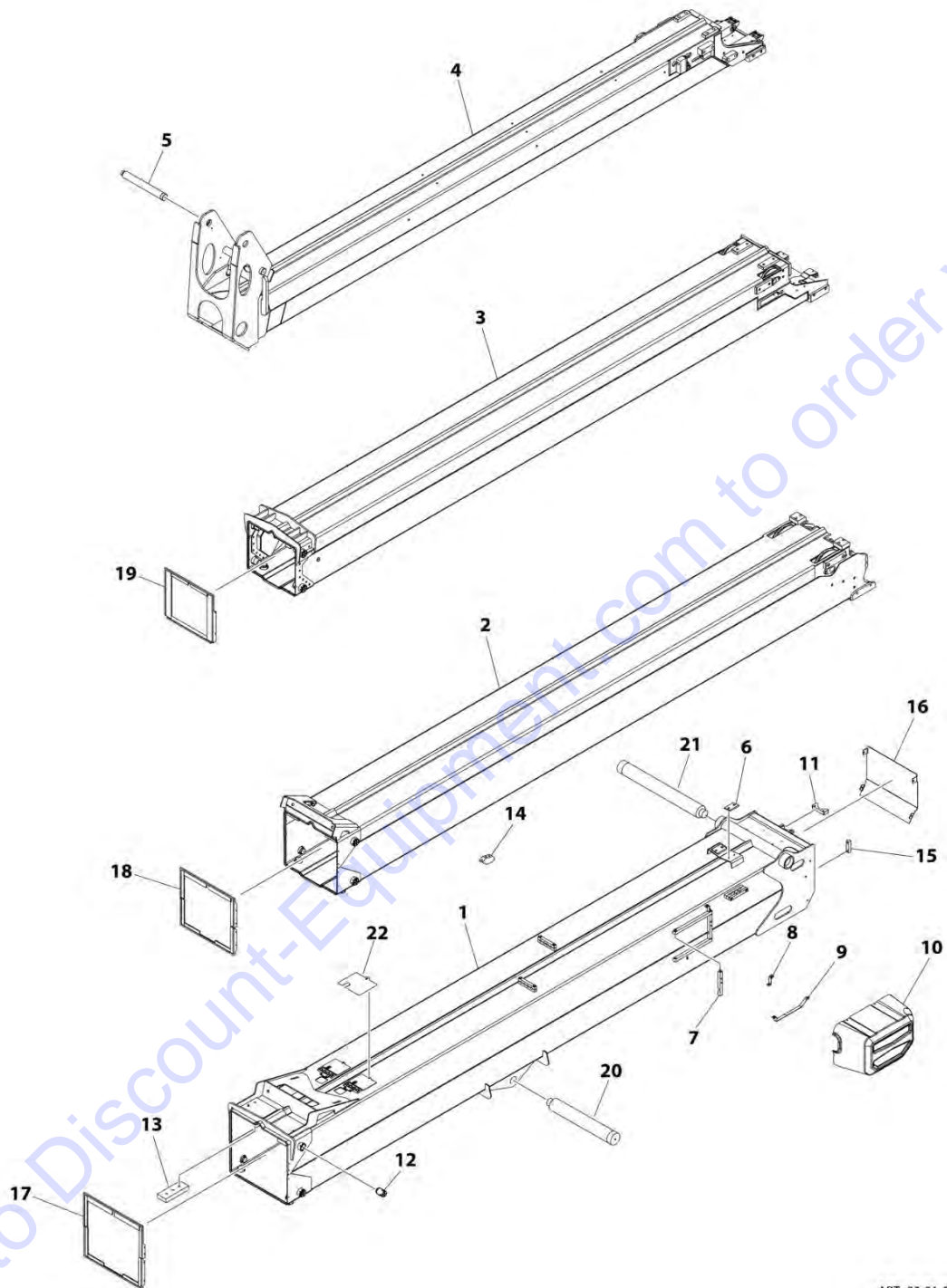


**SECTION 4 - BOOM**

Go to Discount-Equipment.com to order your parts

# SECTION 4 - BOOM

## FIGURE 4-1. TOWER BOOM ASSEMBLY



ART\_03-01-00

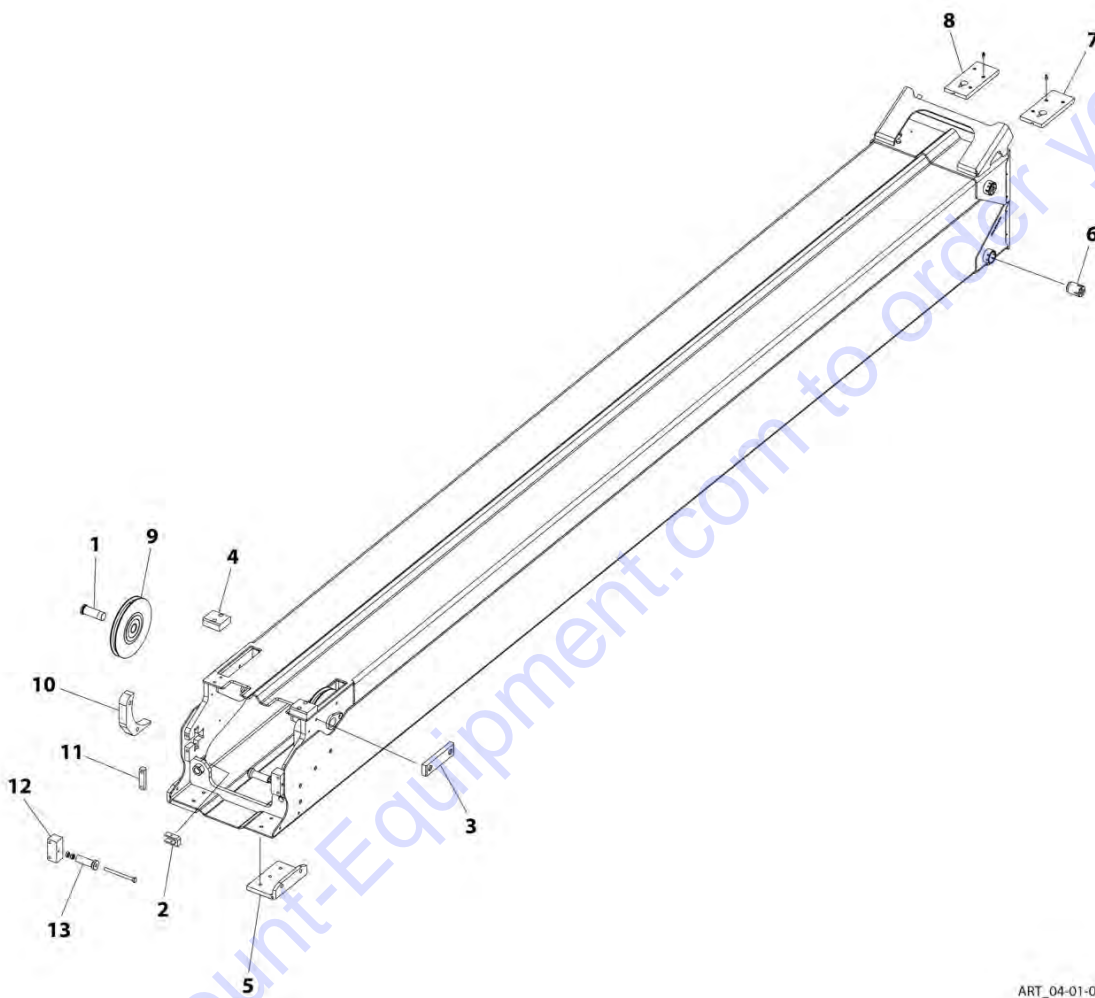
FIGURE 4-1. TOWER BOOM ASSEMBLY

| ITEM | PART NUMBER | QTY | DESCRIPTION  | REV |
|------|-------------|-----|--|-----|
|      |             | Ref | TOWER BOOM ASSEMBLY  | A   |
| 1    | 179727J1    | 1   | Tower Boom Base Assembly   |     |
| 2    | 379706J1    | 1   | Tower Boom Out Mid Assembly (See Separate Breakdown in this Section)   |     |
| 3    | 379561J1    | 1   | Tower Boom Inner Mid Assembly (See Separate Breakdown in this Section) |     |
| 4    | 379547J1    | 1   | Tower Fly Base Assembly (See Separate Breakdown in this Section)       |     |
| 5    | 07903700    | 1   | Pin  |     |
| 6    | 05849000    | 2   | Block, Slide   |     |
| 7    | 079748Y1    | 2   | Clamp  |     |
| 8    | 080479Y1    | 2   | Bracket  |     |
| 9    | 080480Y1    | 1   | Bracket  |     |
| 10   | 08044500    | 1   | Cover  |     |
| 11   | 079771H3    | 1   | Clamp  |     |
| 12   | 06301200    | 4   | Block, Slide   |     |
| 13   | 07978000    | 2   | Block, Slide   |     |
| 14   | 07976300    | 2   | Block  |     |
| 15   | 079726Y1    | 2   | Clamp  |     |
| 16   | 079777H3    | 1   | Cover  |     |
| 17   | 17999600    | 1   | Brush Kit  |     |
| 18   | 18000200    | 1   | Brush Kit  |     |
| 19   | 18000600    | 1   | Brush Kit  |     |
| 20   | 07903900    | 1   | Pin  |     |
| 21   | 07904100    | 1   | Pin  |     |
| 22   | 079770H3    | 1   | Cover  |     |



# SECTION 4 - BOOM

## FIGURE 4-2. TOWER BOOM OUTER MID ASSEMBLY



ART\_04-01-01

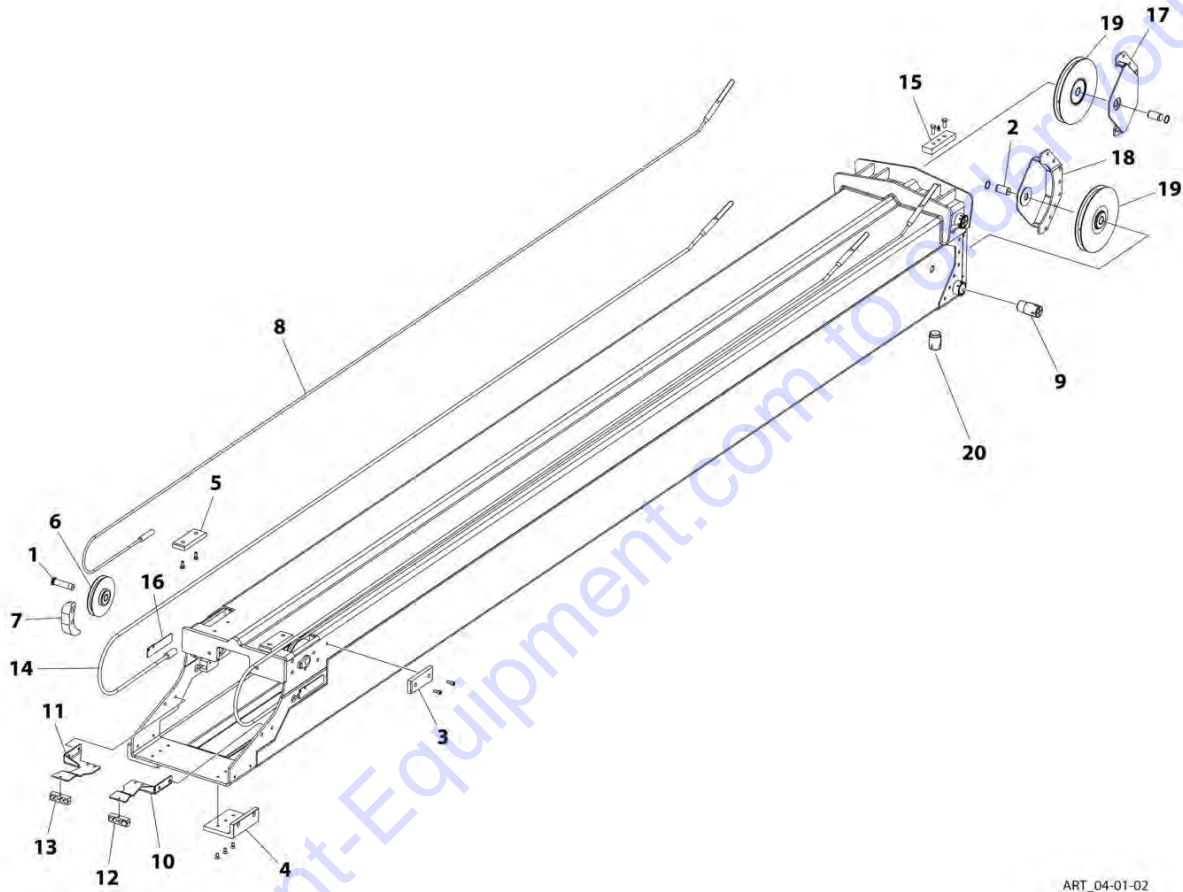
FIGURE 4-2. TOWER BOOM OUTER MID ASSEMBLY

| ITEM | PART NUMBER | QTY | DESCRIPTION                   | REV |
|------|-------------|-----|-------------------------------|-----|
|      | 379706J1    | Ref | TOWER BOOM OUTER MID ASSEMBLY | A   |
| 1    | 07972200    | 2   | Pin                           |     |
| 2    | 080119Y1    | 2   | Clamp                         |     |
| 3    | 07971700    | 2   | Block, Slide                  |     |
| 4    | 07971600    | 2   | Block, Slide                  |     |
| 5    | 07971800    | 2   | Block, Slide                  |     |
| 6    | 06301200    | 14  | Block, Slide                  |     |
| 7    | 07971500    | 1   | Block, Slide                  |     |
| 8    | 07971400    | 1   | Block, Slide                  |     |
| 9    | 17971900    | 2   | Pulley                        |     |
| 10   | 07971300    | 2   | Block, Slide                  |     |
| 11   | 079712Y1    | 2   | Clamp                         |     |
| 12   | 080111Y1    | 2   | Block                         |     |
| 13   | 07983800    | 2   | Roller                        |     |

Go to Discount-Equipment.com to order your parts

# SECTION 4 - BOOM

## FIGURE 4-3. TOWER BOOM INNER MID ASSEMBLY



ART\_04-01-02

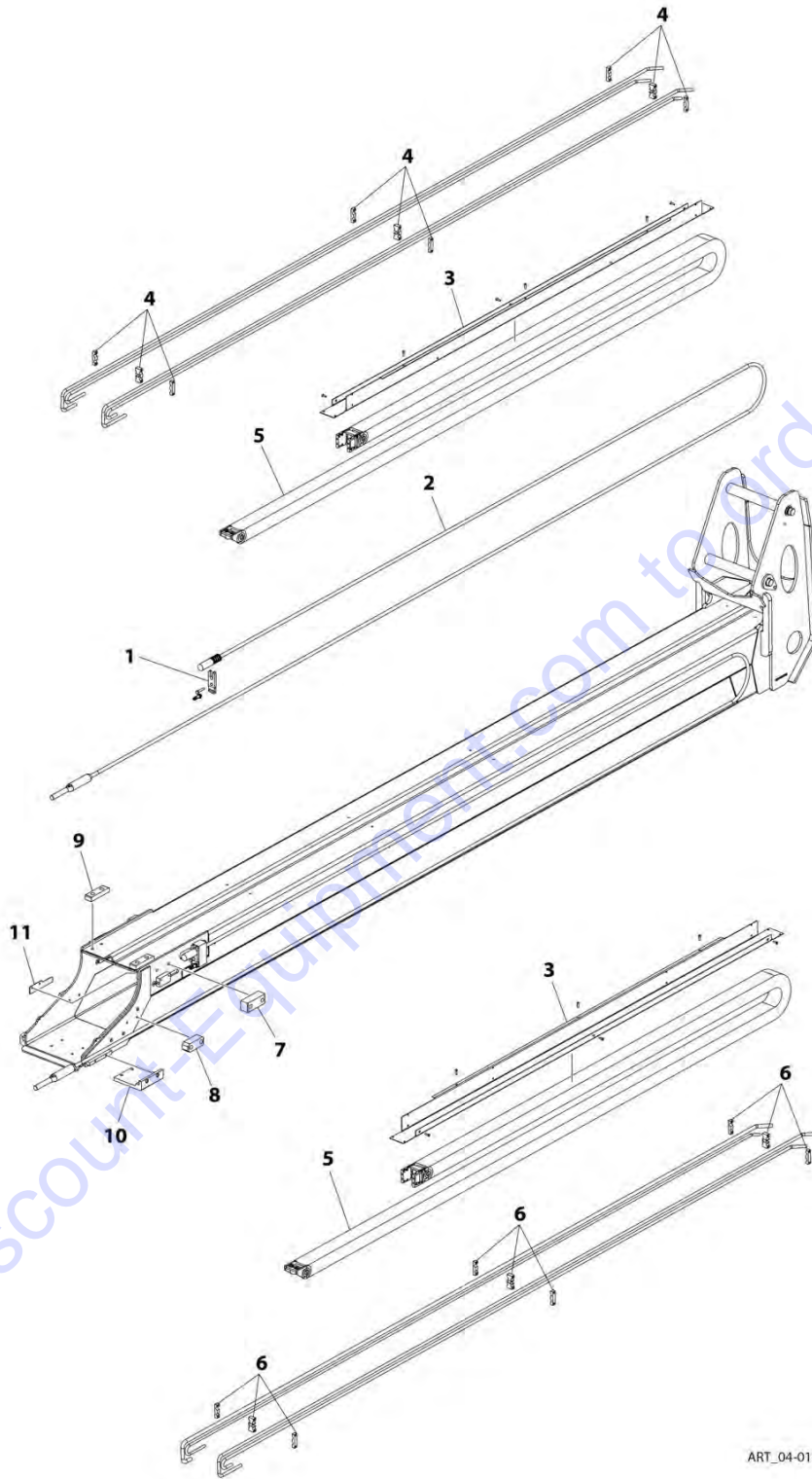
## SECTION 4 - BOOM

**FIGURE 4-3. TOWER BOOM INNER MID ASSEMBLY**

| ITEM | PART NUMBER | QTY | DESCRIPTION                   | REV |
|------|-------------|-----|-------------------------------|-----|
|      | 379561J1    | Ref | TOWER BOOM INNER MID ASSEMBLY | A   |
| 1    | 07969400    | 2   | Pin                           |     |
| 2    | 07967500    | 2   | Pin                           |     |
| 3    | 07962200    | 2   | Block, Slide                  |     |
| 4    | 07962300    | 2   | Block, Slide                  |     |
| 5    | 08010900    | 2   | Block, Slide                  |     |
| 6    | 06321200    | 1   | Bushing                       |     |
| 6    | 16710000    | 2   | Pulley                        |     |
| 7    | 08010800    | 2   | Guide                         |     |
| 8    | 07964100    | 2   | Cable                         |     |
| 9    | 07964500    | 4   | Block, Slide                  |     |
| 10   | 079629Y1    | 1   | Bracket                       |     |
| 11   | 079628Y1    | 1   | Bracket                       |     |
| 12   | 079630Y1    | 1   | Clamp                         |     |
| 13   | 079631Y1    | 1   | Clamp                         |     |
| 14   | 07964400    | 2   | Cable                         |     |
| 15   | 07962400    | 2   | Block, Slide                  |     |
| 16   | 079693Y1    | 2   | Cover                         |     |
| 17   | 379632Y1    | 1   | Support, Pulley               |     |
| 18   | 379692Y1    | 1   | Support, Pulley               |     |
| 19   | 17963700    | 2   | Pulley                        |     |
| 20   | 06301200    | 2   | Block, Slide                  |     |

# SECTION 4 - BOOM

## FIGURE 4-4. TOWER BOOM FLY ASSEMBLY



ART\_04-01-03

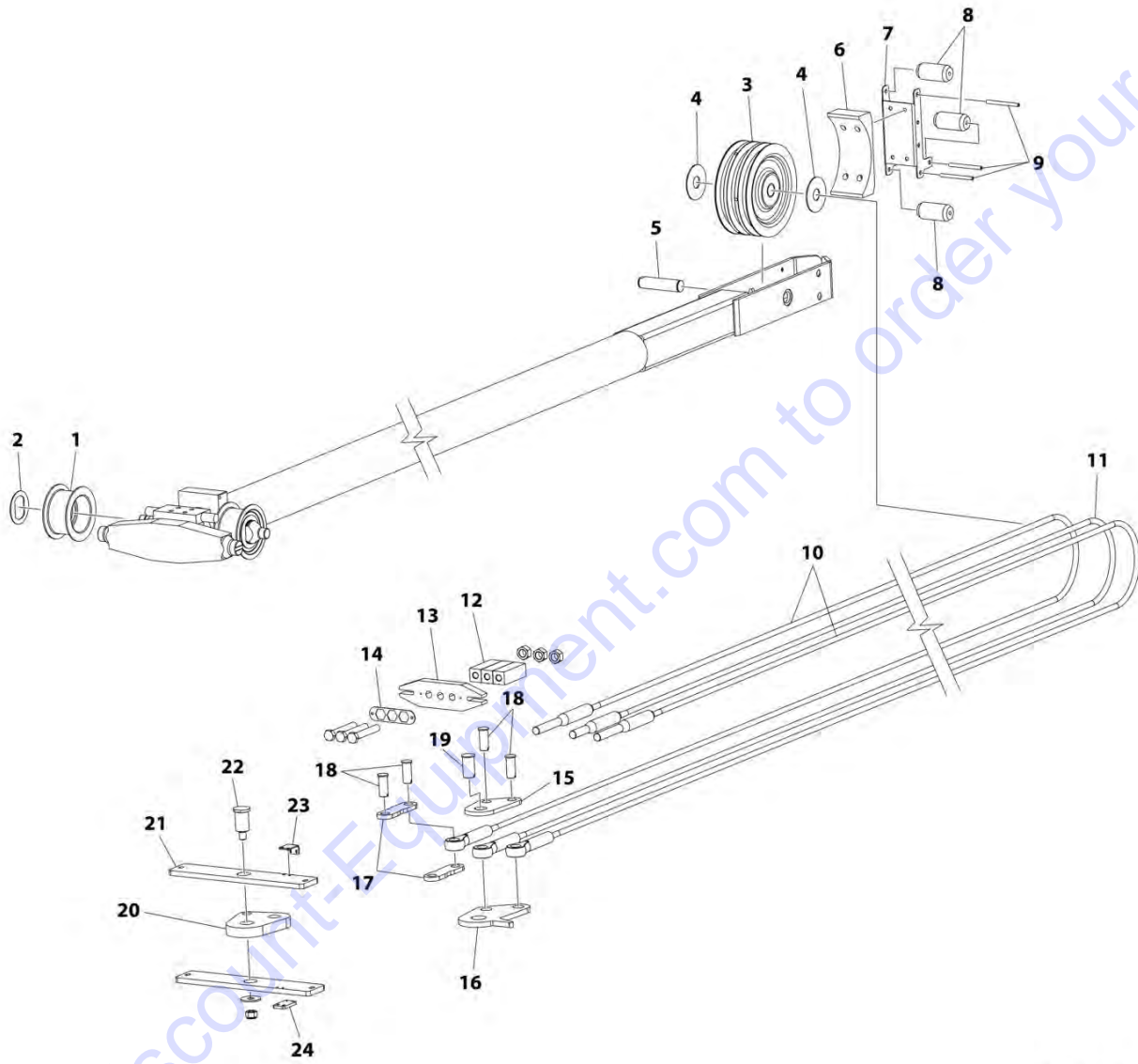
FIGURE 4-4. TOWER BOOM FLY ASSEMBLY

| ITEM | PART NUMBER | QTY | DESCRIPTION             | REV |
|------|-------------|-----|-------------------------|-----|
|      | 379547J1    | Ref | TOWER BOOM FLY ASSEMBLY | A   |
| 1    | 379562H3    | 2   | Bracket                 |     |
| 2    | 17964000    | 2   | Cable                   |     |
| 3    | 179565Y1    | 2   | Support                 |     |
| 4    | 079567Y1    | 3   | Clamp                   |     |
| 5    | 27956800    | 2   | Power Track Assembly    |     |
| 6    | 079566Y1    | 3   | Clamp                   |     |
| 7    | 07957000    | 2   | Block, Slide            |     |
| 8    | 07957100    | 2   | Block, Slide            |     |
| 9    | 07965800    | 2   | Block, Slide            |     |
| 10   | 07956900    | 2   | Block, Slide            |     |
| 11   | 062967Y1    | 2   | Cover                   |     |

Go to Discount-Equipment.com to order your parts

# SECTION 4 - BOOM

## FIGURE 4-5. TOWER BOOM TELESCOPE CYLINDER & CABLES INSTALLATION



ART\_04-01-04

## SECTION 4 - BOOM

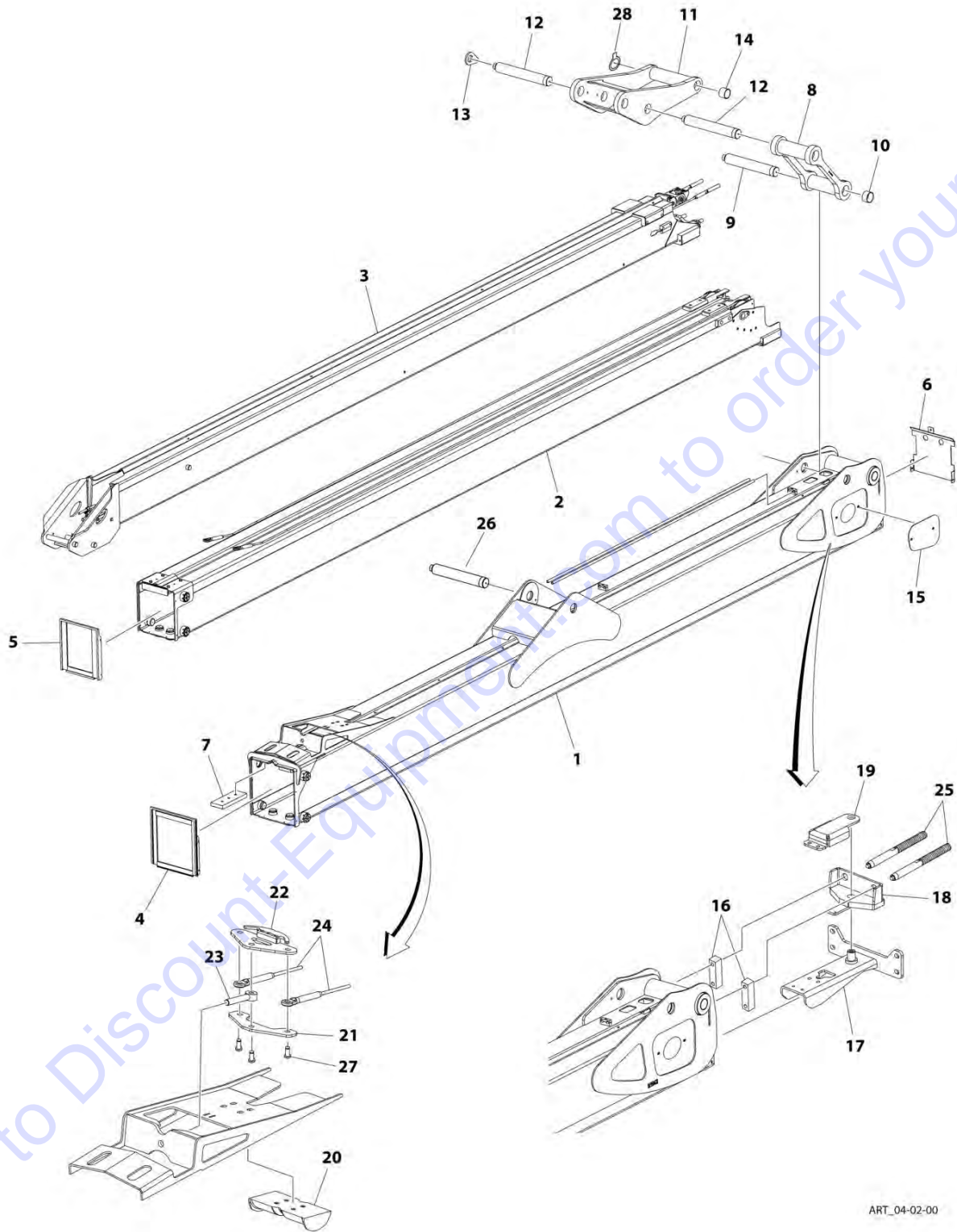
**FIGURE 4-5. TOWER BOOM TELESCOPE CYLINDER & CABLES INSTALLATION**

| ITEM | PART NUMBER | QTY | DESCRIPTION  | REV |
|------|-------------|-----|--|-----|
|      |             | Ref | TOWER BOOM TELESCOPE CYLINDER & CABLES<br>INSTALLATION | A   |
| 1    | 07983300    | 2   | Roller   |     |
| 2    | 079834Y1    | 2   | Guide  |     |
| 3    | 17983500    | 1   | Pulley   |     |
| 4    | 08053900    | 2   | Washer   |     |
| 5    | 07904200    | 1   | Pin  |     |
| 6    | 07984000    | 1   | Guide  |     |
| 7    | 079839Y1    | 1   | Bracket  |     |
| 8    | 07984100    | 3   | Roller   |     |
| 9    | 07998000    | 3   | Pin  |     |
| 10   | 07964300    | 2   | Cable  |     |
| 11   | 07964200    | 1   | Cable  |     |
| 12   | 079627Y1    | 3   | Block  |     |
| 13   | 079625Y1    | 1   | Clamp  |     |
| 14   | 079626Y1    | 1   | Retainer   |     |
| 15   | 079756Y1    | 1   | Plate  |     |
| 16   | 079758Y1    | 1   | Plate  |     |
| 17   | 079760Y1    | 2   | Plate  |     |
| 18   | 07975700    | 4   | Pin  |     |
| 19   | 07975900    | 1   | Pin  |     |
| 20   | 079755Y1    | 1   | Plate  |     |
| 21   | 079778Y1    | 2   | Plate  |     |
| 22   | 07976200    | 1   | Pin  |     |
| 23   | 079761Y1    | 1   | Bracket  |     |
| 24   | 079957Y1    | 1   | Plate  |     |



# SECTION 4 - BOOM

## FIGURE 4-6. MAIN BOOM ASSEMBLY



ART\_04-02-00

FIGURE 4-6. MAIN BOOM ASSEMBLY

| ITEM | PART NUMBER | QTY | DESCRIPTION   | REV |
|------|-------------|-----|---|-----|
|      |             | Ref | MAIN BOOM ASSEMBLY  | A   |
| 1    | 179337J1    | 1   | Main Boom Base Assembly   |     |
| 2    | 379176J2    | 1   | Main Boom Mid Assembly (See Separate Breakdown in this Section) |     |
| 3    | 379060J2    | 1   | Main Boom Fly Assembly (See Separate Breakdown in this Section) |     |
| 4    | 17937100    | 1   | Brush Kit   |     |
| 5    | 17918700    | 1   | Brush Kit   |     |
| 6    | 079372H3    | 1   | Cover   |     |
| 7    | 07935800    | 2   | Block, Slide  |     |
| 8    | 379581H2    | 1   | Link  |     |
| 9    | 07903600    | 1   | Pin   |     |
| 10   | 08047000    | 4   | Bushing   |     |
| 11   | 379572H2    | 1   | Link  |     |
| 12   | 07903800    | 1   | Pin   |     |
| 13   | 064968Y1    | 7   | Collar, Pin   |     |
| 14   | 08053700    | 2   | Bushing   |     |
| 15   | 079373H3    | 2   | Cover   |     |
| 16   | 075287Y2    | 4   | Clamp, Block  |     |
| 17   | 379387Y1    | 1   | Arm   |     |
| 18   | 379392Y1    | 1   | Rocker  |     |
| 19   | 079388Y1    | 1   | Shield  |     |
| 20   | 07935900    | 1   | Plate, Slide  |     |
| 21   | 079360Y1    | 1   | Plate   |     |
| 22   | 380303Y1    | 1   | Bracket   |     |
| 23   | 07906300    | 1   | Rod-End   |     |
| 24   | 07915300    | 2   | Cable, Extention  |     |
| 25   | 07915200    | 2   | Cable, Retract  |     |
| 26   | 07903500    | 1   | Pin   |     |
| 27   | 07999000    | 3   | Pin   |     |
| 28   | 080128Y2    | 2   | Spacer  |     |

# PARTS FINDER

**Search Website  
by Part Number**



**Search Manual  
Library For Parts  
Manual & Lookup Part  
Numbers – Purchase  
or Request Quote**

**Can't Find Part or  
Manual? Request Help  
by Manufacturer,  
Model & Description**

Discount-Equipment.com is your online resource for quality parts & equipment.

Florida: **561-964-4949** Outside Florida TOLL FREE: **877-690-3101**

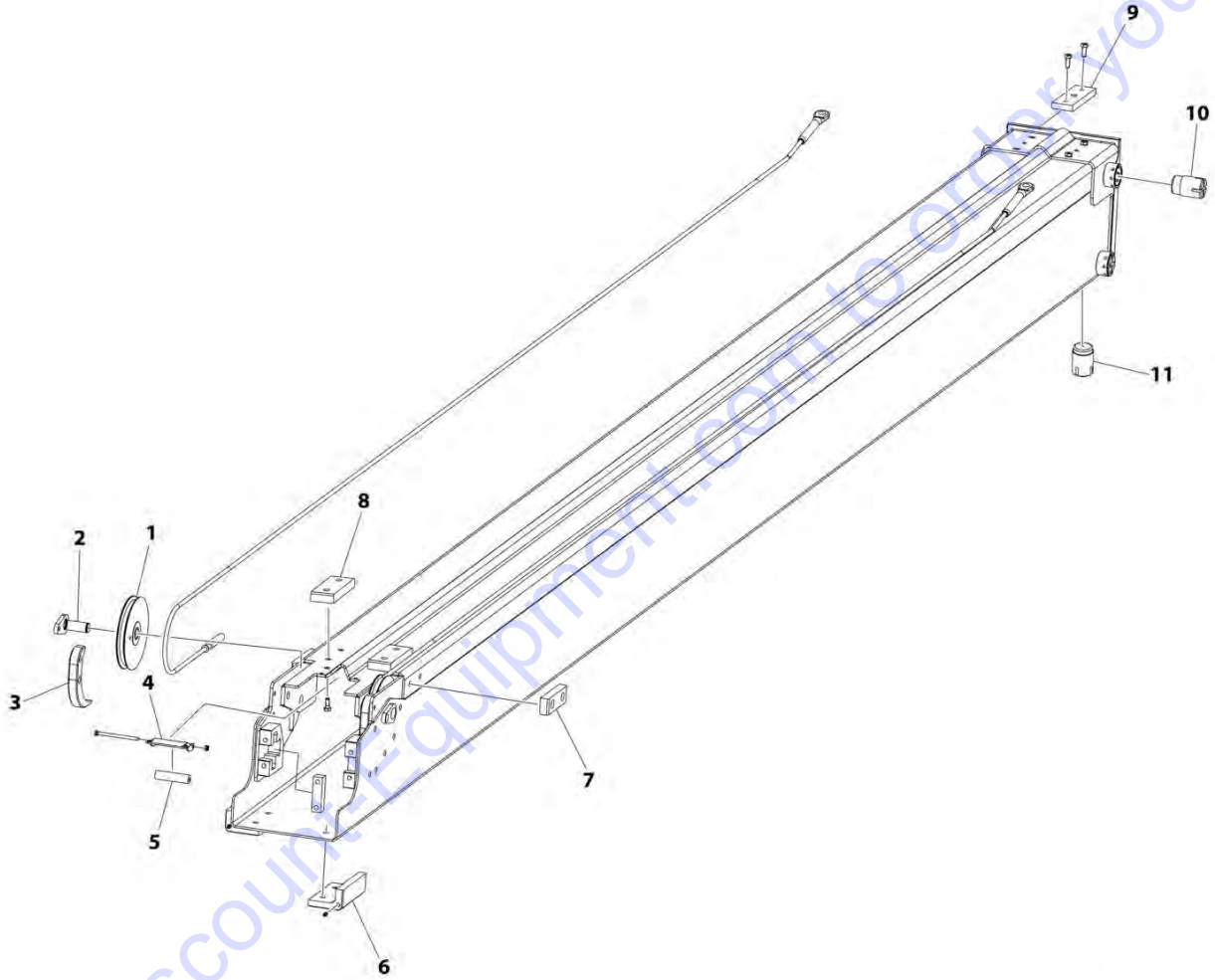
## Need parts?

Click on this link: <http://www.discount-equipment.com/category/5443-parts/> and choose one of the options to help get the right parts and equipment you are looking for. Please have the machine model and serial number available in order to help us get you the correct parts. If you don't find the part on the website or on one of the online manuals, please fill out the request form and one of our experienced staff members will get back to you with a quote for the right part that your machine needs.

We sell worldwide for the brands: Genie, Terex, JLG, MultiQuip, Mikasa, Essick, Whiteman, Mayco, Toro Stone, Diamond Products, Generac Magnum, Airman, Haulotte, Barreto, Power Blanket, Nifty Lift, Atlas Copco, Chicago Pneumatic, Allmand, Miller Curber, Skyjack, Lull, Skytrak, Tsurumi, Husquvarna Target, Stow, Wacker, Sakai, Mi-T-M, Sullair, Basic, Dynapac, MBW, Weber, Bartell, Bennar Newman, Haulotte, Ditch Runner, Menegotti, Morrison, Contec, Buddy, Crown, Edco, Wyco, Bomag, Laymor, EZ Trench, Bil-Jax, F.S. Curtis, Gehl Pavers, Heli, Honda, ICS/PowerGrit, IHI, Partner, Imer, Clipper, MMD, Koshin, Rice, CH&E, General Equipment, Amida, Coleman, NAC, Gradall, Square Shooter, Kent, Stanley, Tamco, Toku, Hatz, Kohler, Robin, Wisconsin, Northrock, Oztec, Toker TK, Rol-Air, APT, Wylie, Ingersoll Rand / Doosan, Innovatech, Con X, Ammann, Mecalac, Makinex, Smith Surface Prep, Small Line, Wanco, Yanmar

# SECTION 4 - BOOM

## FIGURE 4-7. MAIN BOOM MID ASSEMBLY



ART\_04-02-01

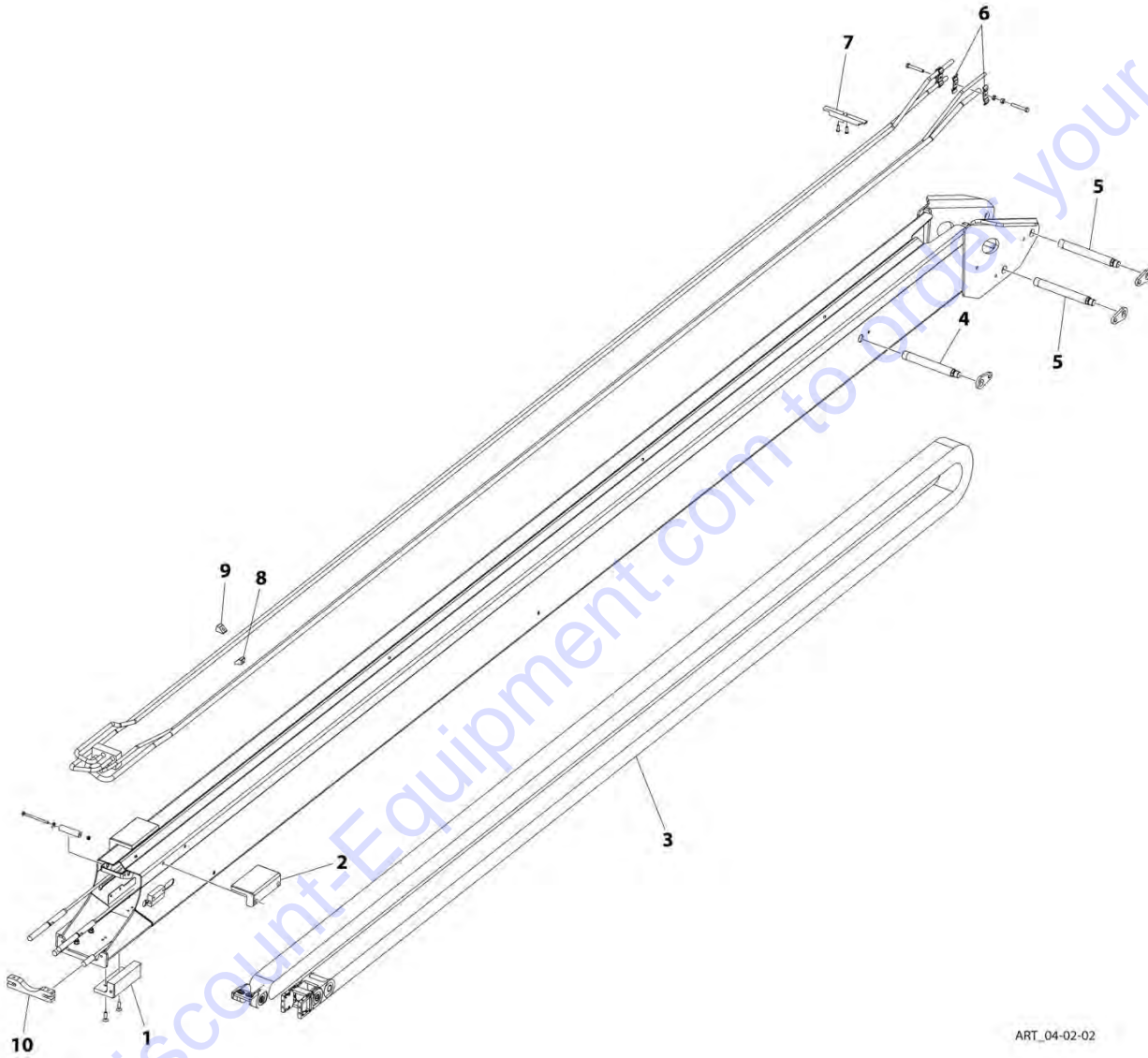
FIGURE 4-7. MAIN BOOM MID ASSEMBLY

| ITEM | PART NUMBER | QTY | DESCRIPTION            | REV |
|------|-------------|-----|------------------------|-----|
|      | 379176J2    | Ref | MAIN BOOM MID ASSEMBLY | A   |
| 1    | 17917900    | 2   | Pulley                 |     |
| 2    | 07903400    | 2   | Pin                    |     |
| 3    | 07918100    | 2   | Guide                  |     |
| 4    | 079182Y1    | 1   | Shield                 |     |
| 5    | 07912800    | 4   | Roller                 |     |
| 6    | 07915800    | 2   | Block, Slide           |     |
| 7    | 07915900    | 2   | Block, Slide           |     |
| 8    | 07916000    | 2   | Block, Slide           |     |
| 9    | 07916400    | 2   | Block, Slide           |     |
| 10   | 07918000    | 4   | Block, Slide           |     |
| 11   | 07246000    | 4   | Block, Slide           |     |

Go to Discount-Equipment.com to order your parts

# SECTION 4 - BOOM

## FIGURE 4-8. MAIN BOOM FLY ASSEMBLY



ART\_04-02-02

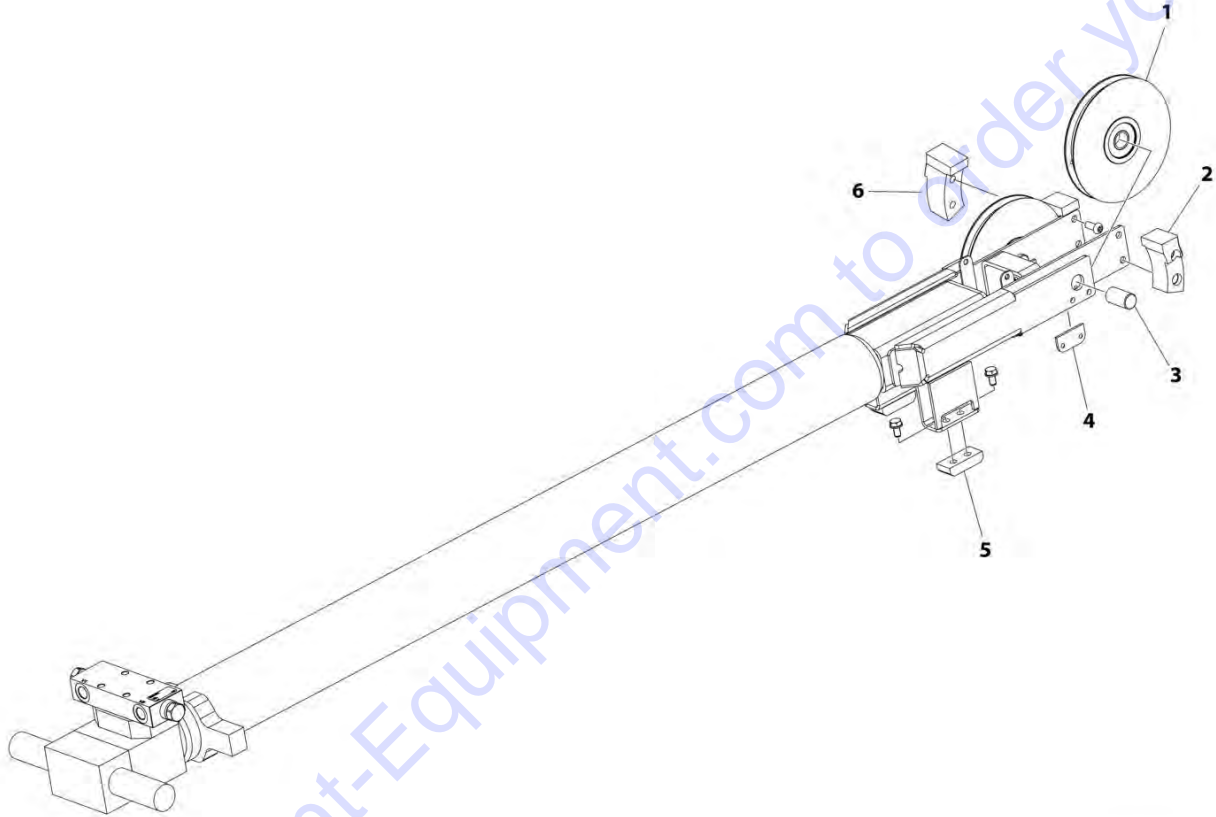
FIGURE 4-8. MAIN BOOM FLY ASSEMBLY

| ITEM | PART NUMBER | QTY | DESCRIPTION            | REV |
|------|-------------|-----|------------------------|-----|
|      | 379060J2    | Ref | MAIN BOOM FLY ASSEMBLY | A   |
| 1    | 07915000    | 2   | Block, Slide           |     |
| 2    | 07914700    | 2   | Block, Slide           |     |
| 3    | 27949900    | 1   | Power Track            |     |
| 4    | 07903200    | 1   | Pin                    |     |
| 5    | 07903000    | 2   | Pin                    |     |
| 6    | 079096Y1    | 4   | Collar                 |     |
| 7    | 079091Y1    | 1   | Plate                  |     |
| 8    | 079093Y1    | 1   | Lock (Front)           |     |
| 8    | 079985Y1    | 1   | Lock (Center)          |     |
| 9    | 079092Y1    | 1   | Lock (Front)           |     |
| 9    | 079984Y1    | 1   | Lock (Center)          |     |
| 10   | 079146Y1    | 1   | Retainer, Cable        |     |

Go to Discount-Equipment.com to order your parts

# SECTION 4 - BOOM

## FIGURE 4-9. MAIN BOOM TELESCOPE CYLINDER PULLEYS INSTALLATION



ART\_04-02-03



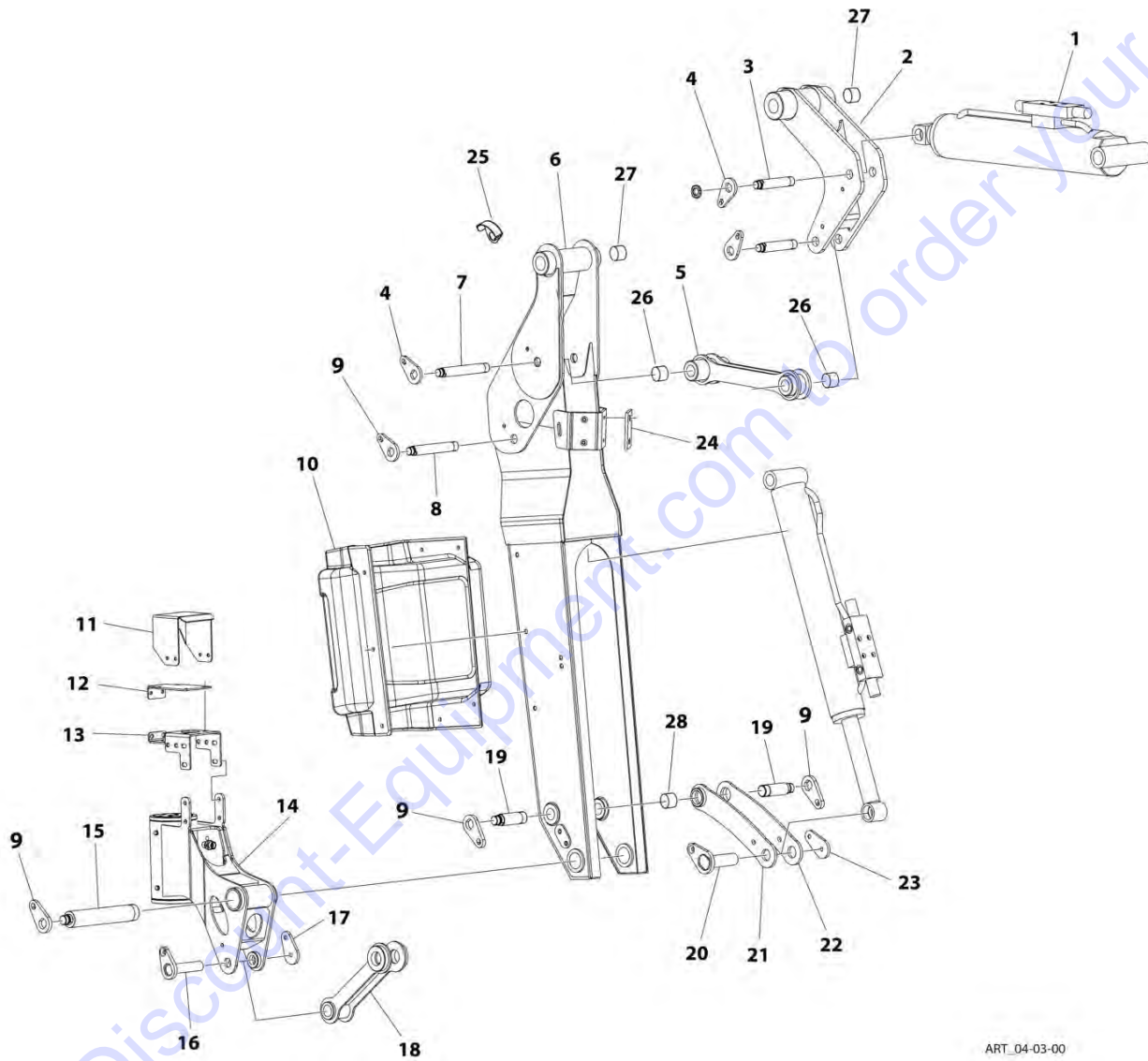
**FIGURE 4-9. MAIN BOOM TELESCOPE CYLINDER PULLEYS INSTALLATION**

| ITEM | PART NUMBER | QTY | DESCRIPTION                                       | REV |
|------|-------------|-----|---|-----|
|      |             | Ref | MAIN BOOM TELESCOPE CYLINDER PULLEYS INSTALLATION | A   |
| 1    | 17914400    | 2   | Pulley  |     |
| 2    | 07913000    | 1   | Block, Slide                                      |     |
| 3    | 07903300    | 1   | Pin   |     |
| 4    | 072787Y1    | 2   | Plate   |     |
| 5    | 07912900    | 2   | Block, Slide                                      |     |
| 6    | 07914800    | 1   | Block, Slide                                      |     |

Go to Discount-Equipment.com to order your parts

# SECTION 4 - BOOM

## FIGURE 4-10. JIB ASSEMBLY



ART\_04-03-00

FIGURE 4-10. JIB ASSEMBLY

| ITEM | PART NUMBER | QTY | DESCRIPTION             | REV |
|------|-------------|-----|-------------------------|-----|
|      |             | Ref | JIB ASSEMBLY            | A   |
| 1    | 278208H2    | 1   | Level Cylinder Assembly |     |
| 2    | 178796H2    | 1   | Link                    |     |
| 3    | 07903100    | 2   | Pin                     |     |
| 4    | 064965Y1    | 4   | Collar, Pin             |     |
| 5    | 178820H2    | 1   | Arm                     |     |
| 6    | 178235J2    | 1   | Jib                     |     |
| 7    | 07902900    | 1   | Pin                     |     |
| 8    | 07902800    | 1   | Pin                     |     |
| 9    | 064966Y1    | 6   | Collar, Pin             |     |
| 10   | 18044600    | 1   | Cover                   |     |
| 11   | 080084H2    | 1   | Bracket                 |     |
| 12   | 080083H2    | 1   | Bracket                 |     |
| 13   | 079021H2    | 1   | Support                 |     |
| 14   | 279020H2    | 1   | Rotator Assembly        |     |
| 15   | 07902600    | 1   | Pin                     |     |
| 16   | 07902500    | 1   | Pin                     |     |
| 17   | 079377Y1    | 1   | Plate                   |     |
| 18   | 378800H2    | 1   | Arm                     |     |
| 19   | 07902400    | 2   | Pin                     |     |
| 20   | 07902700    | 1   | Pin                     |     |
| 21   | 378805H2    | 1   | Arm                     |     |
| 22   | 378806H2    | 1   | Arm                     |     |
| 23   | 079376Y1    | 1   | Plate                   |     |
| 24   | 05849000    | 2   | Block, Slide            |     |
| 25   | 380105H3    | 1   | Bracket                 |     |
| 26   | 07765700    | 5   | Bushing                 |     |
| 27   | 07901300    | 2   | Bushing                 |     |
| 28   | 07901400    | 1   | Bushing                 |     |

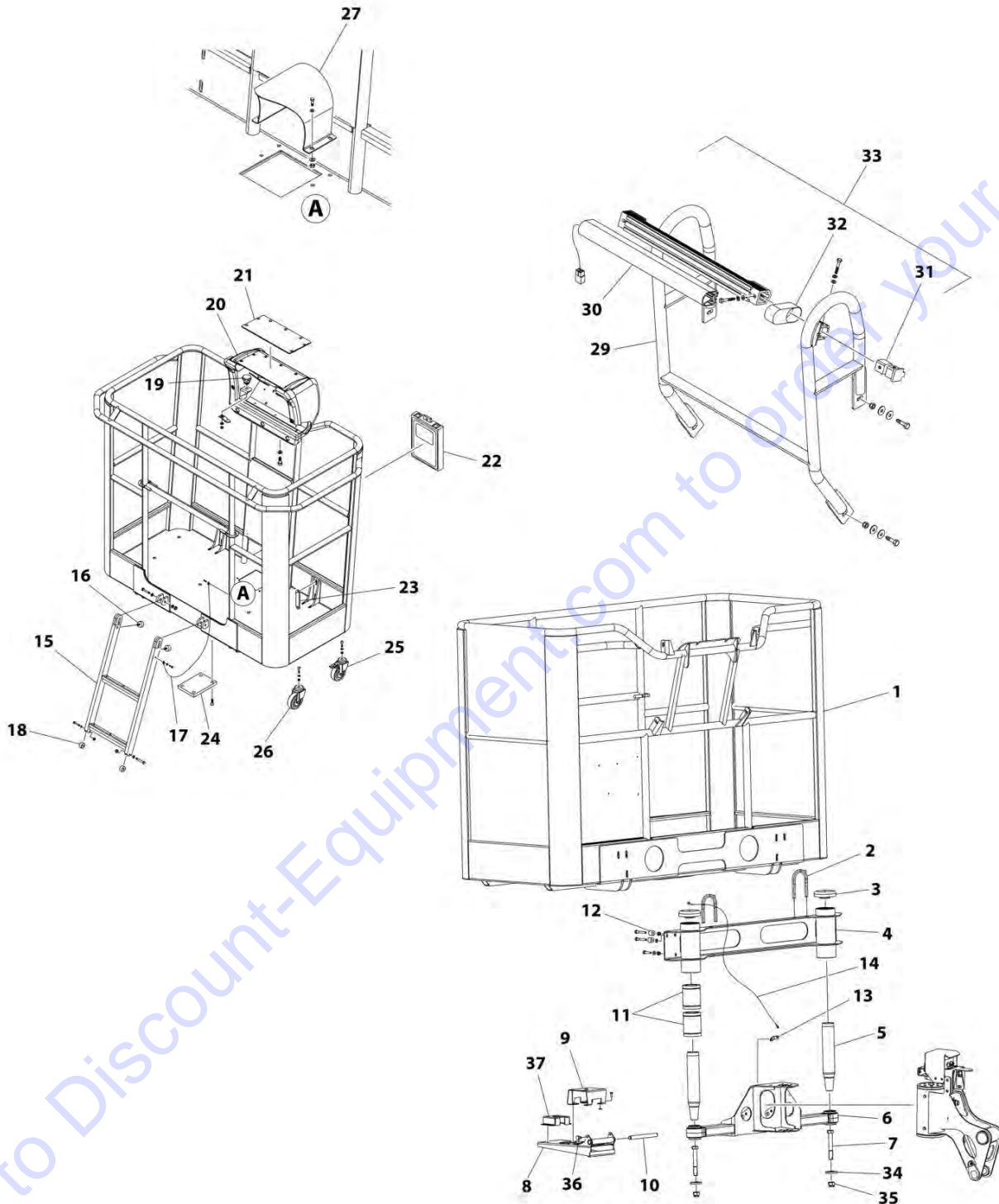


SECTION 5 - PLATFORM

Go to Discount-Equipment.com to order your parts

# SECTION 5 - PLATFORM

## FIGURE 5-1. PLATFORM INSTALLATION



ART\_05-01-00

## SECTION 5 - PLATFORM

**FIGURE 5-1. PLATFORM INSTALLATION**

| ITEM | PART NUMBER | QTY | DESCRIPTION  | REV |
|------|-------------|-----|--|-----|
|      |             | Ref | PLATFORM INSTALLATION                                | A   |
| 1    | 27895200    | 1   | Platform   |     |
| 2    | 07031800    | 2   | U-Clamp  |     |
| 3    | 07146400    | 2   | Cap  |     |
| 4    | 378814H2    | 1   | Bracket, Platform Mounting                           |     |
| 5    | 07146500    | 2   | Pin  |     |
| 6    | 378809H2    | 1   | Bracket, Jib Arm                                     |     |
| 7    | 07190900    | 2   | Bolt M16 x 115 Grade 8.8                             |     |
| 8    | 377661H2    | 1   | Bracket, Load Cell                                   |     |
| 9    | 080101H3    | 1   | Support  |     |
| 10   | 07766500    | 1   | Pin  |     |
| 11   | 27146200    | 4   | Bearing  |     |
| 12   | 07239700    | 4   | Spacer   |     |
| 13   | 07052900    | 1   | Bracket  |     |
| 14   | 06665000    | 2   | Cable  |     |
| 15   | 36585800    | 1   | Ladder   |     |
| 16   | 05475900    | 2   | Bumper   |     |
| 17   | 06598500    | 1   | Cable  |     |
| 18   | 06585900    | 2   | Roller   |     |
| 19   | 07192700    | 1   | Fastener and Lever Kit                               |     |
| 20   | 17569900    | 1   | Shield   |     |
| 21   | 07690700    | 1   | Cover  |     |
| 22   | 05643600    | 1   | Box, Maunal Storage                                  |     |
| 23   | 072398H3    | 2   | Plate  |     |
| 24   | 058600H3    | 1   | Plate  |     |
| 25   | 07751100    | 2   | Wheel with Brake                                     |     |
| 26   | 07687300    | 2   | Wheel  |     |
| 27   | 06418600    | 1   | Shield   |     |
| 29   | 37609800    | 1   | Bracket, SkyGuard Bracket                            |     |
| 30   | 27796800    | 1   | Sensor/Switch, SkyGuard                              |     |
| 31   | 07796900    | 2   | Block  |     |
| 32   | 07797000    | 2   | Cover, Rubber  |     |
| 33   | 17768100    | 1   | SkyGuard Kit (Includes 29-32 and Attaching Hardware) |     |
| 34   | 07192600    | 2   | Washer   |     |
| 35   | 07193000    | 2   | Nut M16  |     |
| 36   | 07771500    | 1   | Handle   |     |
| 37   | 056187H3    | 1   | Box  |     |



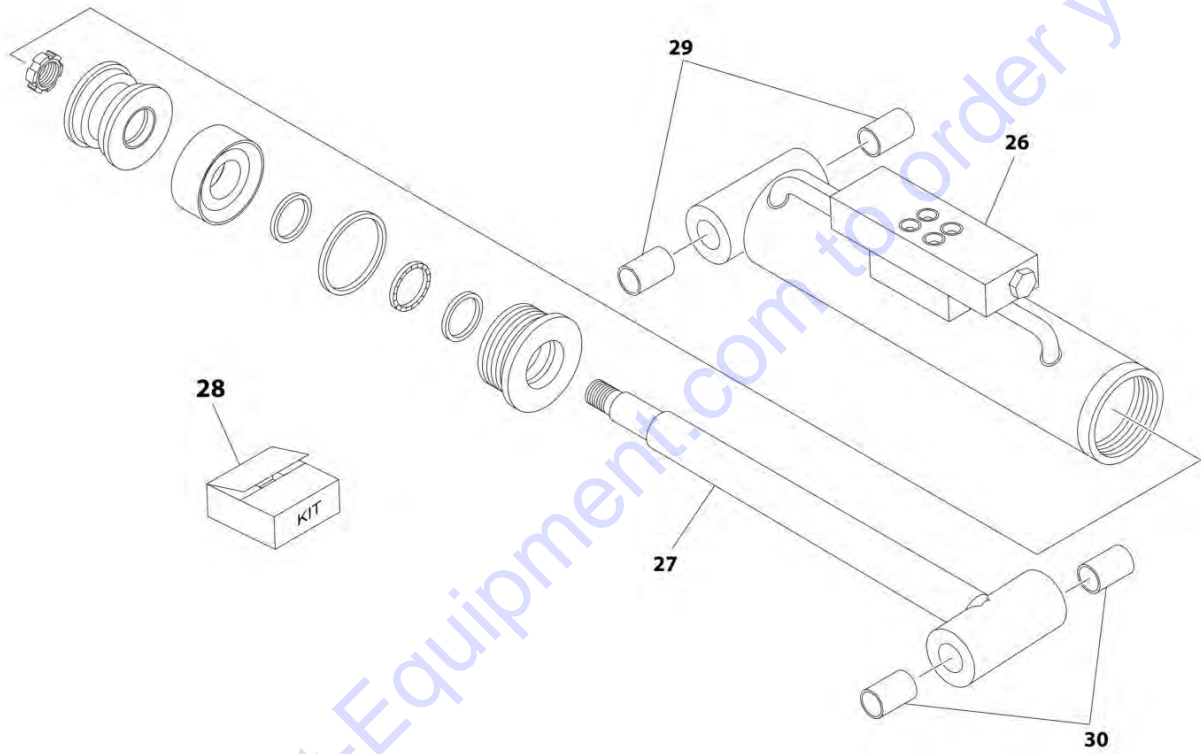


**SECTION 6 - CYLINDER**

Go to [Discount-Equipment.com](http://Discount-Equipment.com) to order your parts

# SECTION 6 - CYLINDER

## FIGURE 6-1. LEVEL CYLINDER ASSEMBLY - PLATFORM



ART\_06-14-00\_278209H2

## SECTION 6 - CYLINDER

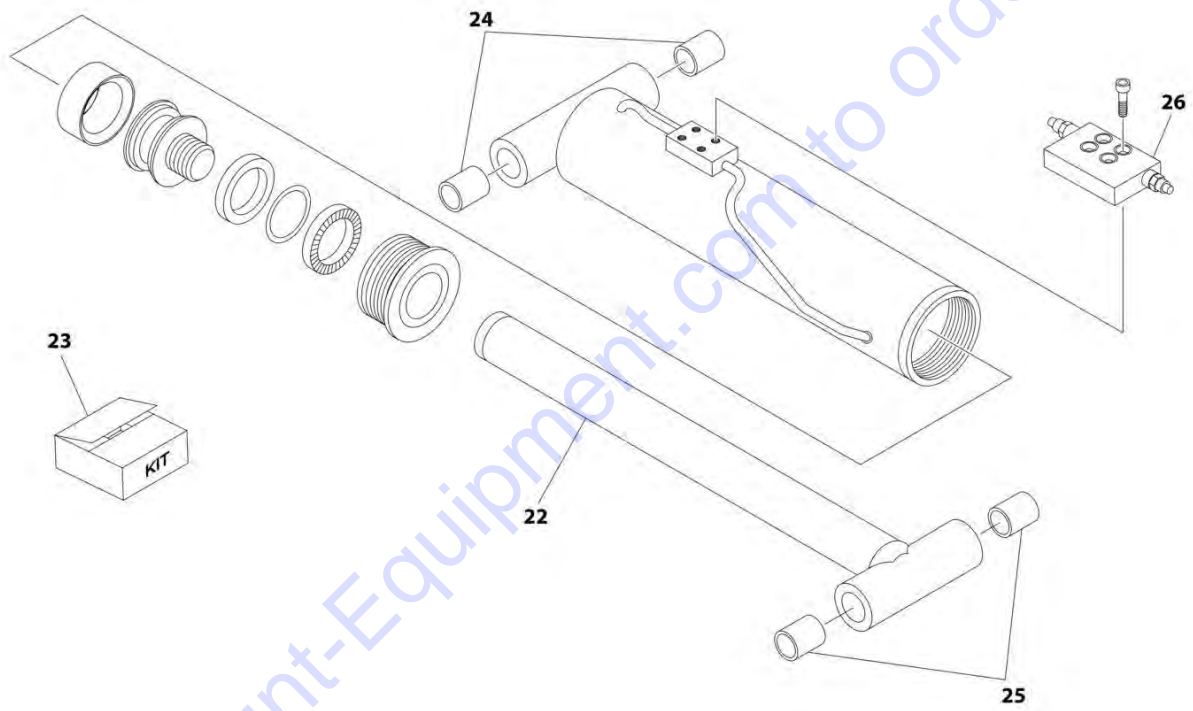
FIGURE 6-1. LEVEL CYLINDER ASSEMBLY - PLATFORM

| ITEM | PART NUMBER | QTY | DESCRIPTION                        | REV |
|------|-------------|-----|------------------------------------|-----|
|      | 278209H2    | Ref | LEVEL CYLINDER ASSEMBLY - PLATFORM | A   |
| 26   | 2782080003  | 1   | Valve Assembly                     |     |
| 27   | 278209H201  | 1   | Rod                                |     |
| 28   | 2782090002  | 1   | Seal Kit - 278209H2 Cylinder       |     |
| 29   | 07765400    | 2   | Bushing                            |     |
| 30   | 07901400    | 2   | Bushing                            |     |

Go to Discount-Equipment.com to order your parts

# SECTION 6 - CYLINDER

## FIGURE 6-2. LIFT CYLINDER ASSEMBLY - JIB



ART\_06-14-00\_278208H2

## SECTION 6 - CYLINDER

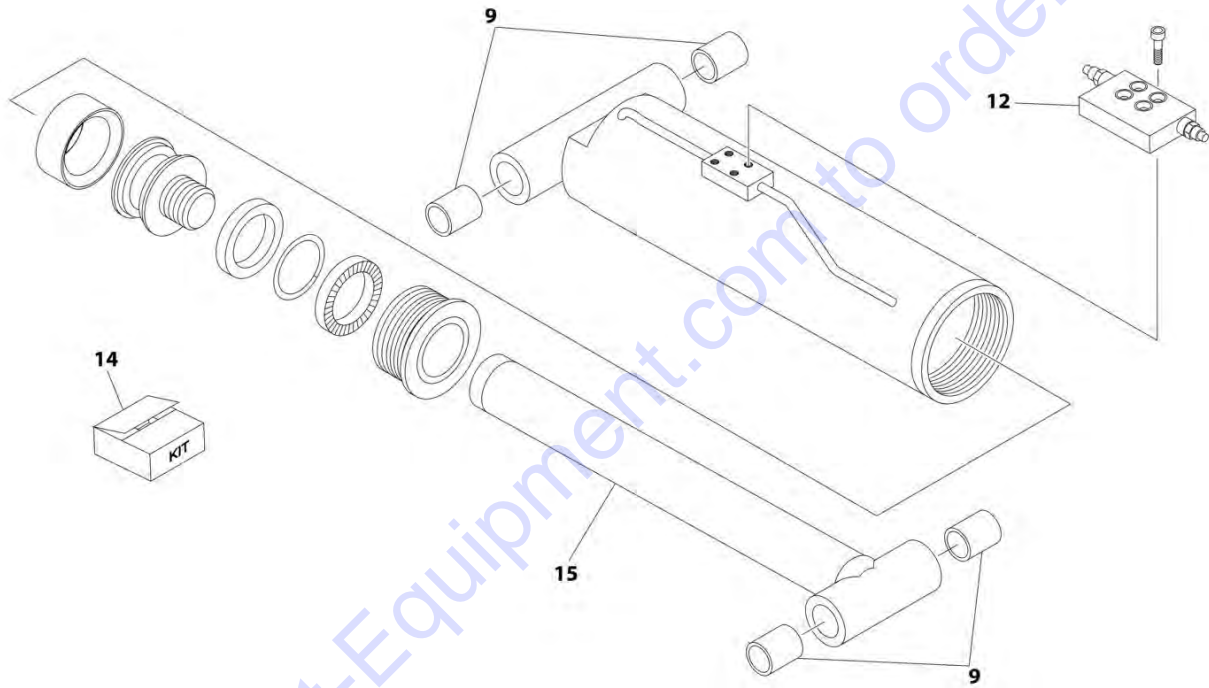
### FIGURE 6-2. LIFT CYLINDER ASSEMBLY - JIB

| ITEM | PART NUMBER | QTY | DESCRIPTION                  | REV |
|------|-------------|-----|------------------------------|-----|
|      | 278208H2    | Ref | LIFT CYLINDER ASSEMBLY - JIB | A   |
| 22   | 278208H201  | 1   | Rod                          |     |
| 23   | 2782080002  | 1   | Seal Kit - 278208H2 Cylinder |     |
| 24   | 07765300    | 1   | Bushing                      |     |
| 25   | 2782080004  | 1   | Bushing                      |     |
| 26   | 2782080003  | 1   | Valve Assembly               |     |

Go to Discount-Equipment.com to order your parts

# SECTION 6 - CYLINDER

## FIGURE 6-3. LIFT CYLINDER ASSEMBLY - MAIN BOOM



ART\_06-14-00\_278207H2

## SECTION 6 - CYLINDER

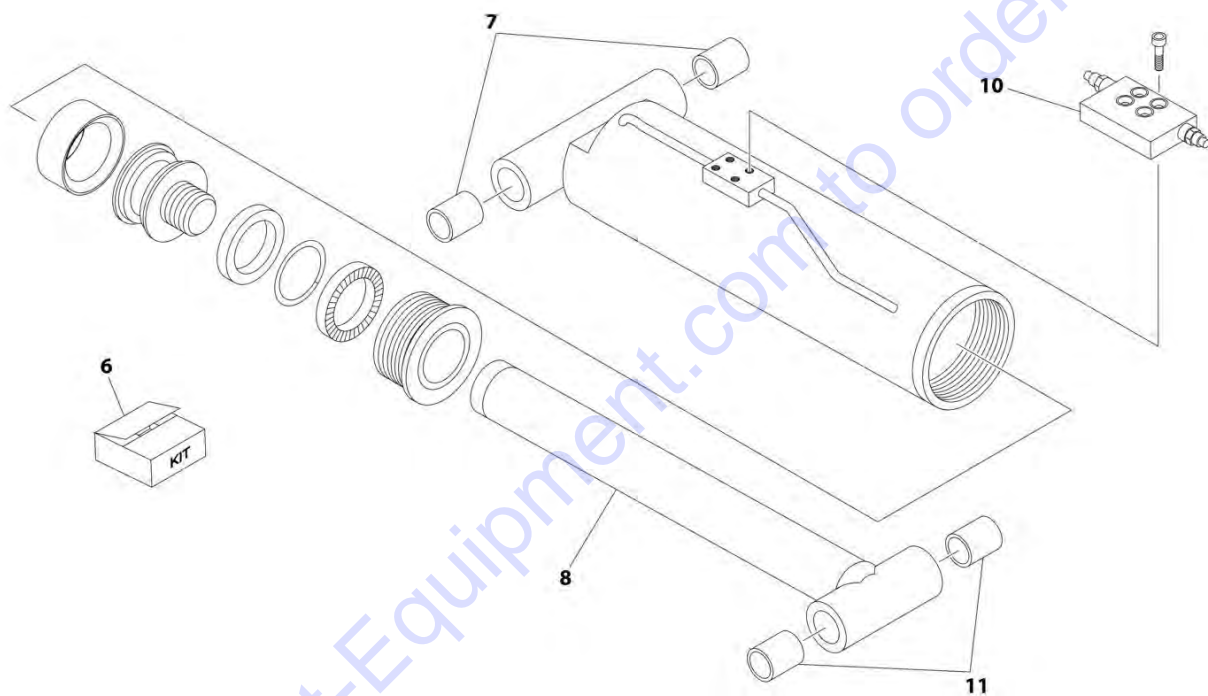
**FIGURE 6-3. LIFT CYLINDER ASSEMBLY - MAIN BOOM**

| ITEM | PART NUMBER | QTY | DESCRIPTION                        | REV |
|------|-------------|-----|------------------------------------|-----|
|      | 278207H2    | Ref | LIFT CYLINDER ASSEMBLY - MAIN BOOM | A   |
| 9    | 07946100    | 1   | Bushing                            |     |
| 12   | 2782070001  | 1   | Valve Assembly                     |     |
| 14   | 2782070002  | 1   | Seal Kit - 278207H2 Cylinder       |     |
| 15   | 278207H201  | 1   | Rod                                |     |

Go to Discount-Equipment.com to order your parts

# SECTION 6 - CYLINDER

## FIGURE 6-4. LIFT CYLINDER ASSEMBLY - TOWER BOOM



ART\_05-14-00\_278206H2



## SECTION 6 - CYLINDER

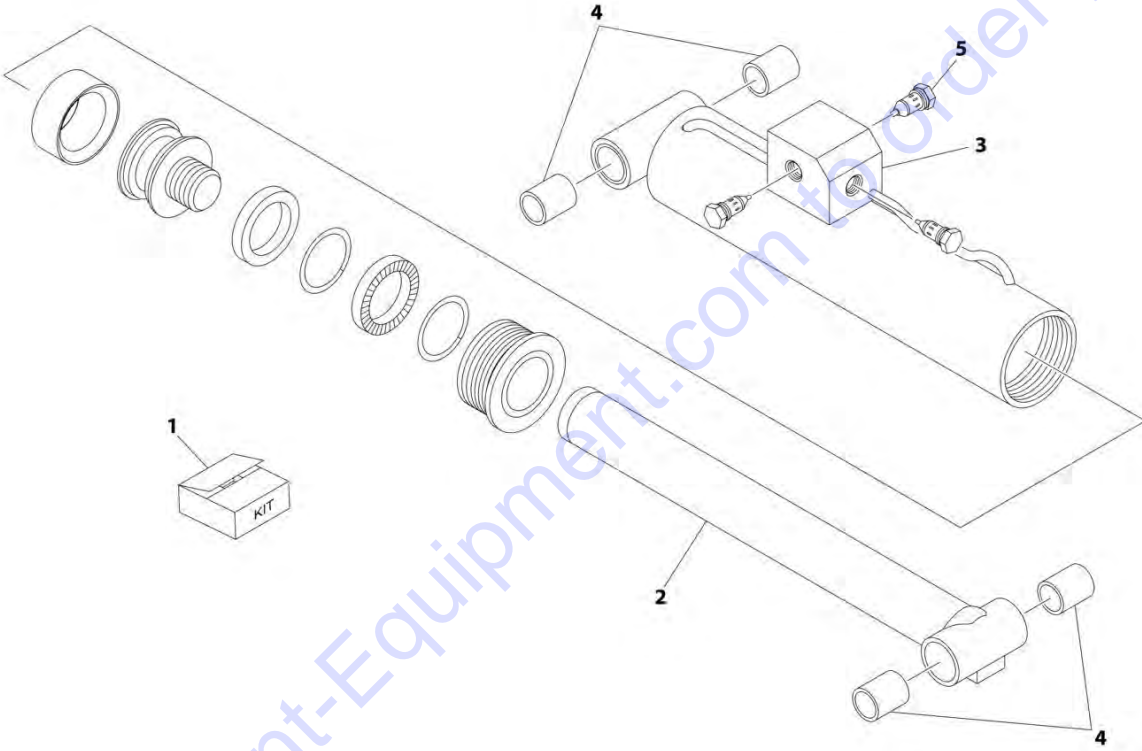
### FIGURE 6-4. LIFT CYLINDER ASSEMBLY - TOWER BOOM

| ITEM | PART NUMBER | QTY | DESCRIPTION                         | REV |
|------|-------------|-----|-------------------------------------|-----|
|      | 278206H2    | Ref | LIFT CYLINDER ASSEMBLY - TOWER BOOM | A   |
| 6    | 2782060003  | 1   | Seal Kit - 278206H2 Cylinder        |     |
| 7    | 07946100    | 1   | Bushing                             |     |
| 8    | 278206H201  | 1   | Rod                                 |     |
| 10   | 2782060002  | 1   | Valve Assembly                      |     |
| 11   | 07765100    | 1   | Bushing                             |     |

Go to Discount-Equipment.com to order your parts

# SECTION 6 - CYLINDER

## FIGURE 6-5. OUTRIGGER CYLINDER ASSEMBLY



ART\_06-14-00\_278210H2

## SECTION 6 - CYLINDER

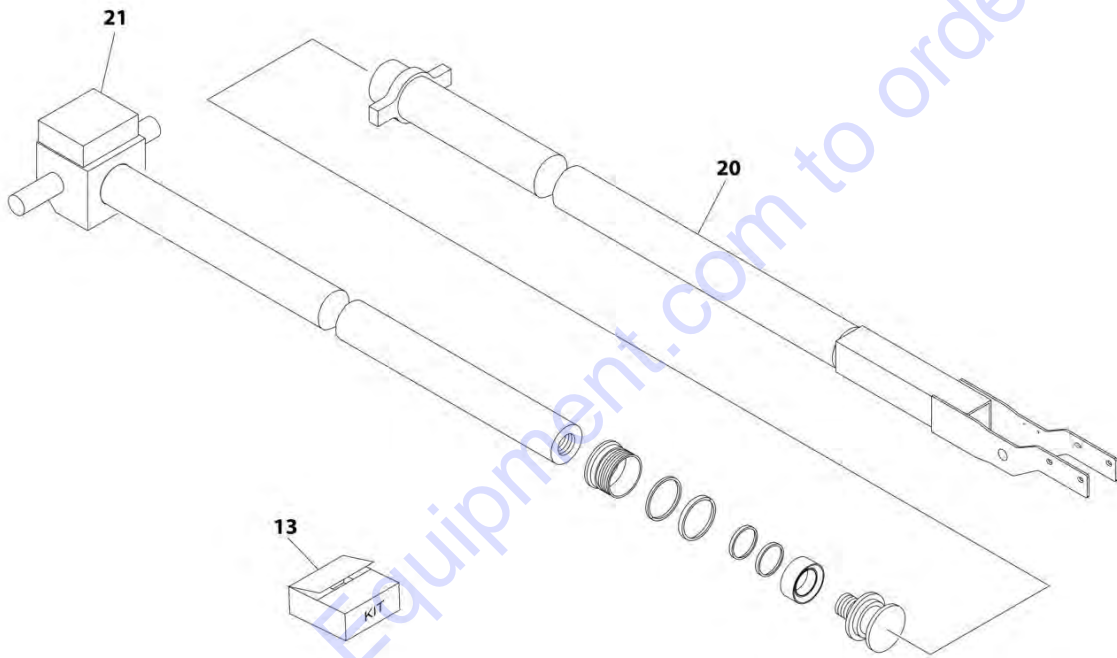
### FIGURE 6-5. OUTRIGGER CYLINDER ASSEMBLY

| ITEM | PART NUMBER | QTY | DESCRIPTION                  | REV |
|------|-------------|-----|------------------------------|-----|
|      | 278210H2    | Ref | OUTRIGGER CYLINDER ASSEMBLY  | A   |
| 1    | 2782100002  | 1   | Seal Kit - 278210H2 Cylinder |     |
| 2    | 278210H201  | 1   | Rod                          |     |
| 3    | 2705540002  | 1   | Block                        |     |
| 4    | 07980700    | 4   | Bushing                      |     |
| 5    | 1541150011  | 3   | Cartridge, Valve             |     |

Go to Discount-Equipment.com to order your parts

# SECTION 6 - CYLINDER

## FIGURE 6-6. TELESCOPE CYLINDER ASSEMBLY - MAIN BOOM



ART\_06-14-00\_278203H2

## SECTION 6 - CYLINDER

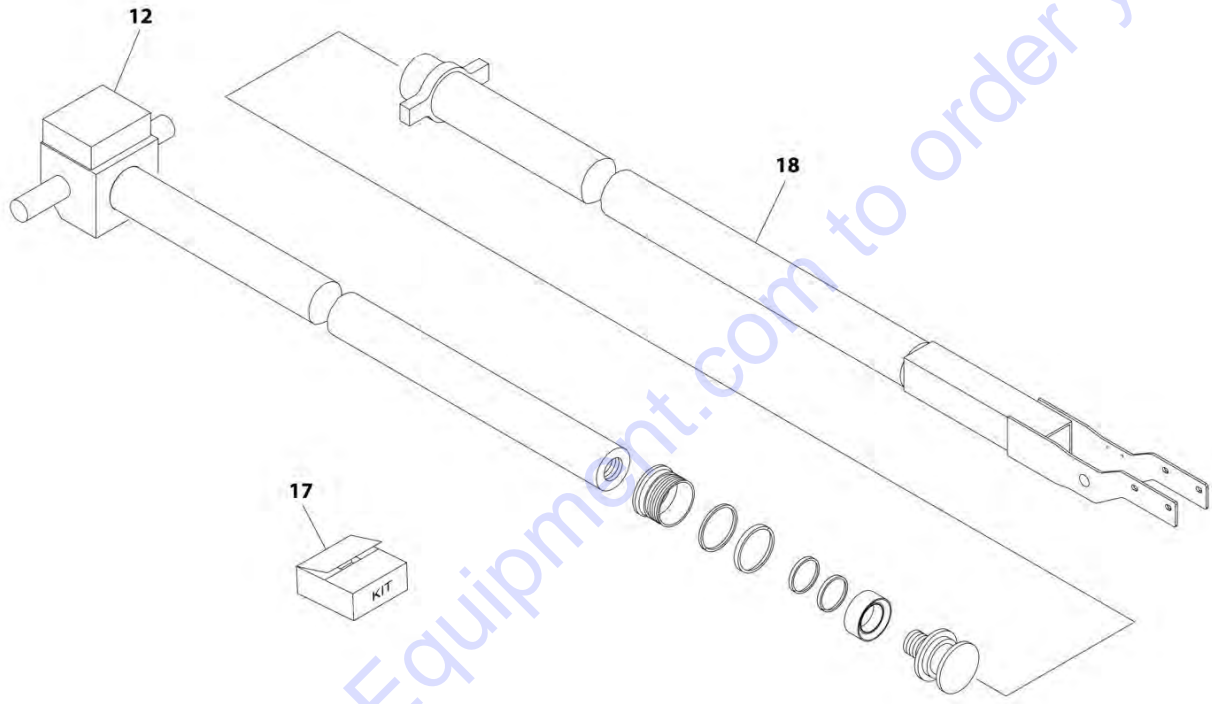
### FIGURE 6-6. TELESCOPE CYLINDER ASSEMBLY - MAIN BOOM

| ITEM | PART NUMBER | QTY | DESCRIPTION                             | REV |
|------|-------------|-----|---|-----|
|      | 278203H2    | Ref | TELESCOPE CYLINDER ASSEMBLY - MAIN BOOM | A   |
| 13   | 2782030002  | 1   | Seal Kit - 278203H2 Cylinder            |     |
| 20   | 278203H201  | 1   | Rod                                     |     |
| 21   | 2782030003  | 1   | Valve Assembly                          |     |

Go to Discount-Equipment.com to order your parts

# SECTION 6 - CYLINDER

## FIGURE 6-7. TELESCOPE CYLINDER ASSEMBLY - TOWER BOOM



ART\_06-14-00\_278202H2

## SECTION 6 - CYLINDER

FIGURE 6-7. TELESCOPE CYLINDER ASSEMBLY - TOWER BOOM

| ITEM | PART NUMBER | QTY | DESCRIPTION                              | REV |
|------|-------------|-----|--|-----|
|      | 278202H2    | Ref | TELESCOPE CYLINDER ASSEMBLY - TOWER BOOM | A   |
| 12   | 2782070001  | 1   | Valve Assembly                           |     |
| 17   | 2782020002  | 1   | Seal Kit - 278202H2 Cylinder             |     |
| 18   | 278202H201  | 1   | Rod                                      |     |

Go to Discount-Equipment.com to order your parts





SECTION 7 - HYDRAULIC

Go to Discount-Equipment.com to order your parts



## SECTION 7 - HYDRAULIC

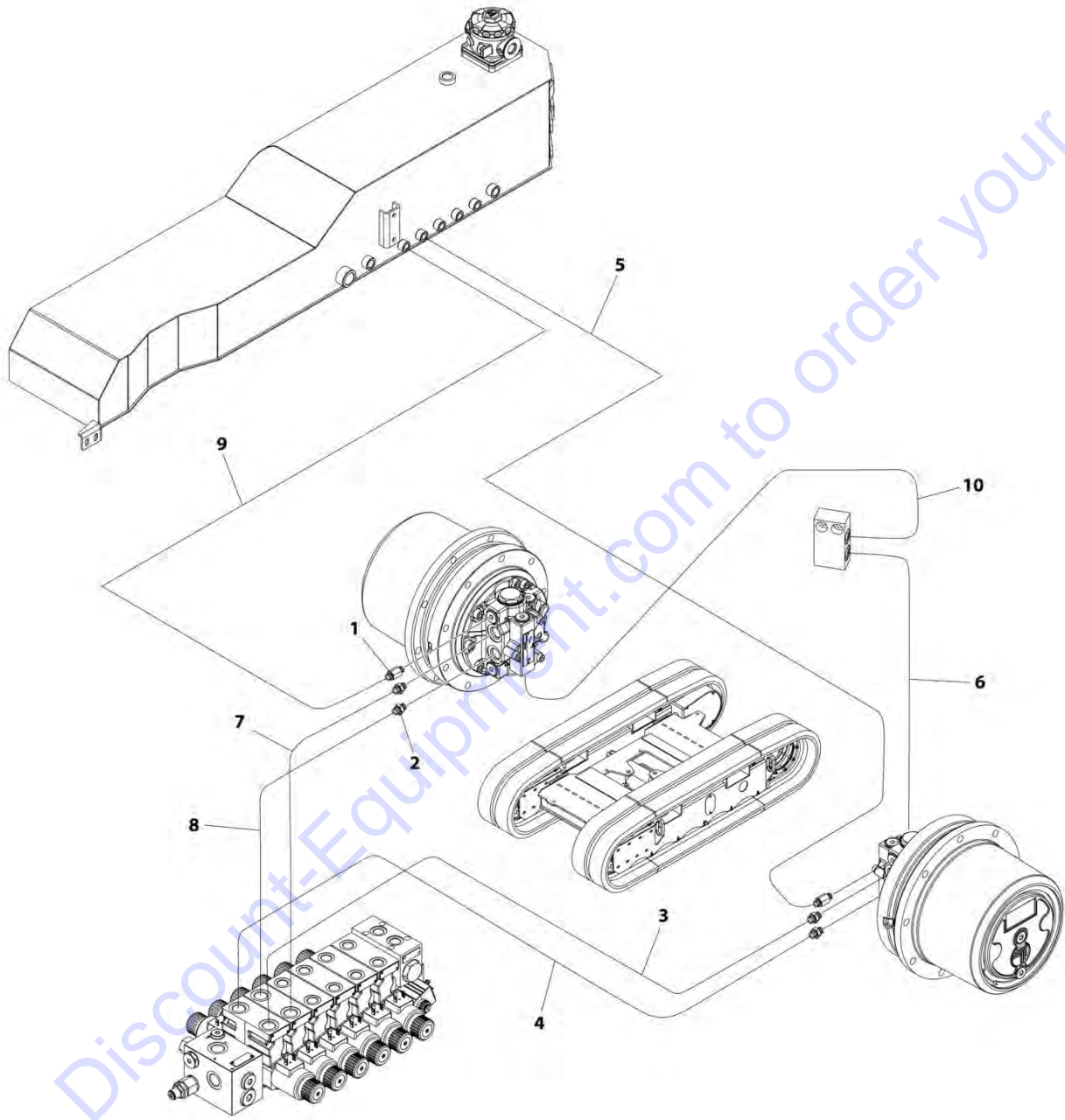
**FIGURE 7-1. BOOM TUBE HYDRAULIC DIAGRAM**

| ITEM | PART NUMBER | QTY | DESCRIPTION  | REV |
|------|-------------|-----|--|-----|
|      |             | Ref | BOOM TUBE HYDRAULIC DIAGRAM                                  | A   |
| 1    | 07611000    | 2   | Fitting  |     |
| 2    | 05509900    | 1   | Fitting, Quick Coupling                                      |     |
| 3    | 08016200    | 1   | Hose   |     |
| 4    | 07976700    | 1   | Tube   |     |
| 5    | 08022500    | 1   | Hose   |     |
| 6    | 07960000    | 1   | Tube (Lower Internal/Right Side on the Third Extendable Arm) |     |
| 7    | 08020800    | 1   | Hose   |     |
| 8    | 07909700    | 1   | Tube (Air on the Second Extendable Arm)                      |     |
| 9    | 08006000    | 1   | Hose   |     |
| 10   | 08016300    | 1   | Hose   |     |
| 11   | 07976800    | 1   | Tube   |     |
| 12   | 08022600    | 1   | Tube   |     |
| 13   | 07959800    | 1   | Tube (Upper Internal/Right Side on the Third Extendable Arm) |     |
| 14   | 08020700    | 1   | Flexible Pipe  |     |
| 15   | 07909800    | 1   | Tube (Water on the Second Extendable Arm)                    |     |
| 16   | 08006100    | 1   | Hose   |     |

Go to Discount-Equipment.com to order your parts

# SECTION 7 - HYDRAULIC

## FIGURE 7-2. DRIVE HYDRAULIC DIAGRAM



ART\_07-04-00

## SECTION 7 - HYDRAULIC

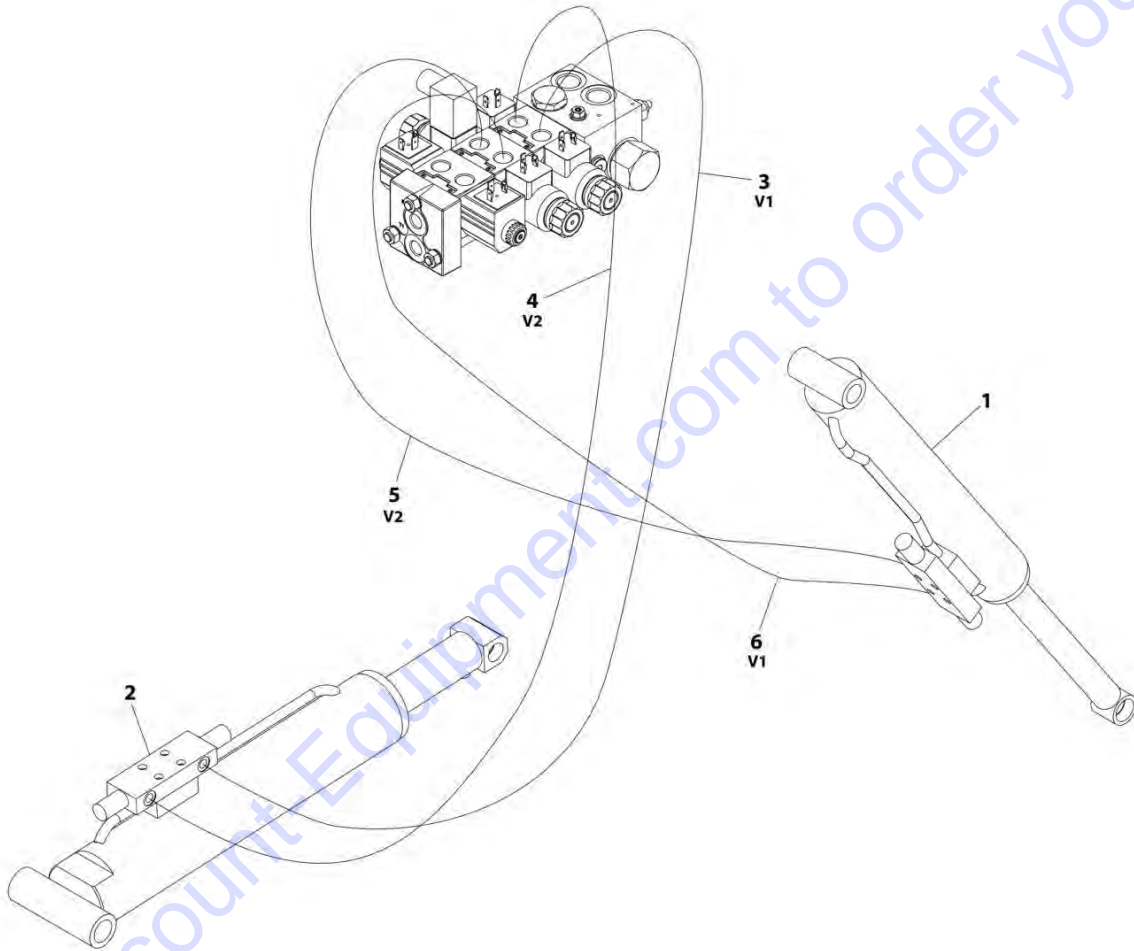
**FIGURE 7-2. DRIVE HYDRAULIC DIAGRAM**

| ITEM | PART NUMBER | QTY | DESCRIPTION             | REV |
|------|-------------|-----|-------------------------|-----|
|      |             | Ref | DRIVE HYDRAULIC DIAGRAM | A   |
| 1    | 05093900    | 2   | Fitting                 |     |
| 2    | 05582600    | 4   | Fitting                 |     |
| 3    | 08018300    | 1   | Hose                    |     |
| 4    | 08018200    | 1   | Hose                    |     |
| 5    | 08019000    | 1   | Hose                    |     |
| 6    | 08018600    | 1   | Hose                    |     |
| 7    | 08018500    | 1   | Hose                    |     |
| 8    | 08018400    | 1   | Hose                    |     |
| 9    | 08019100    | 1   | Hose                    |     |
| 10   | 08020400    | 1   | Hose                    |     |

Go to Discount-Equipment.com to order your parts

# SECTION 7 - HYDRAULIC

## FIGURE 7-3. LEVEL (PLATFORM) AND JIB LIFT HYDRAULIC DIAGRAM



ART\_07-11-00

## SECTION 7 - HYDRAULIC

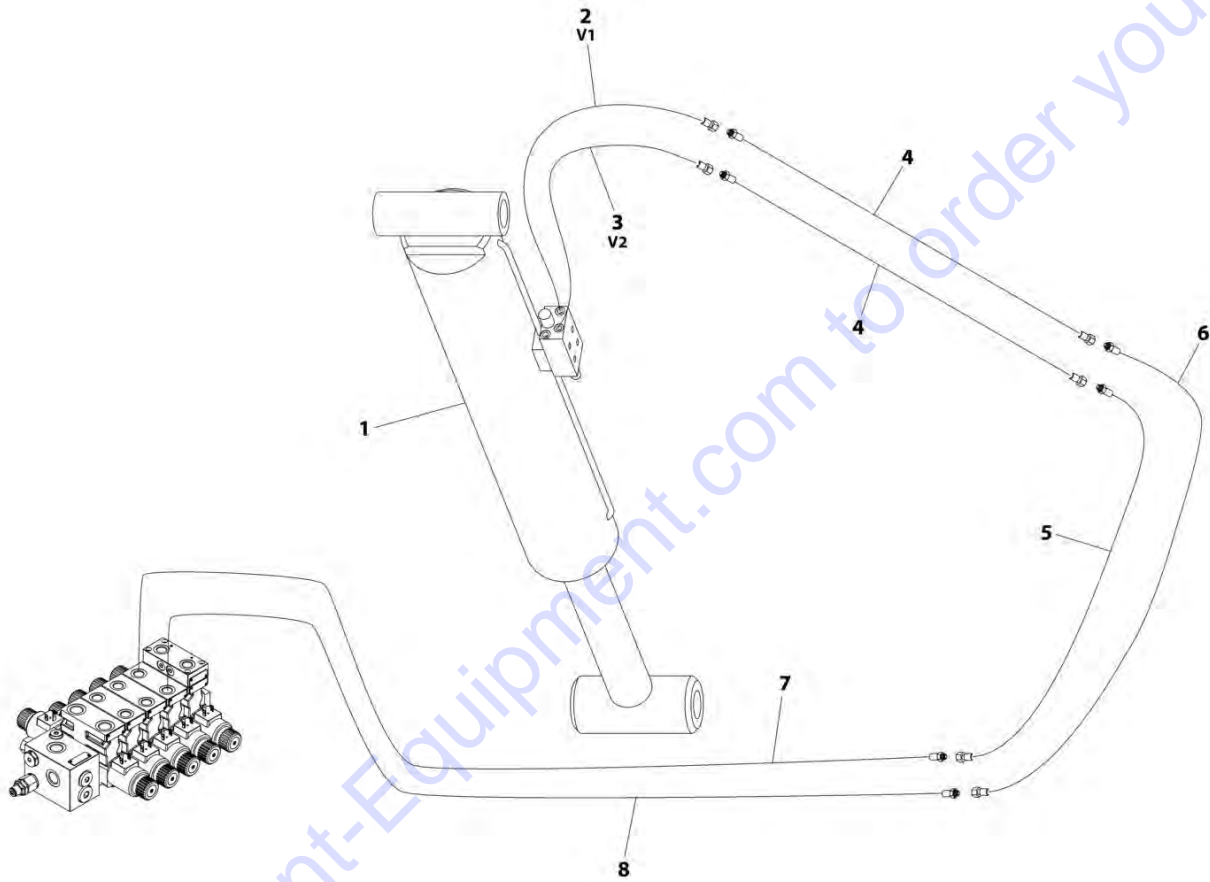
**FIGURE 7-3. LEVEL (PLATFORM) AND JIB LIFT HYDRAULIC DIAGRAM**

| ITEM | PART NUMBER | QTY | DESCRIPTION                                     | REV |
|------|-------------|-----|---|-----|
|      |             | Ref | LEVEL (PLATFORM) AND JIB LIFT HYDRAULIC DIAGRAM | A   |
| 1    | 278209H2    | 1   | Cylinder Assembly - Platform Level              |     |
| 2    | 278208H2    | 1   | Cylinder Assembly - Jib Lift                    |     |
| 3    | 08005800    | 1   | Hose  |     |
| 4    | 08005900    | 1   | Hose  |     |
| 5    | 08005400    | 1   | Hose  |     |
| 6    | 08005500    | 1   | Hose  |     |

Go to Discount-Equipment.com to order your parts

# SECTION 7 - HYDRAULIC

## FIGURE 7-4. LIFT HYDRAULIC DIAGRAM - MAIN BOOM



ART\_07-09-00



## SECTION 7 - HYDRAULIC

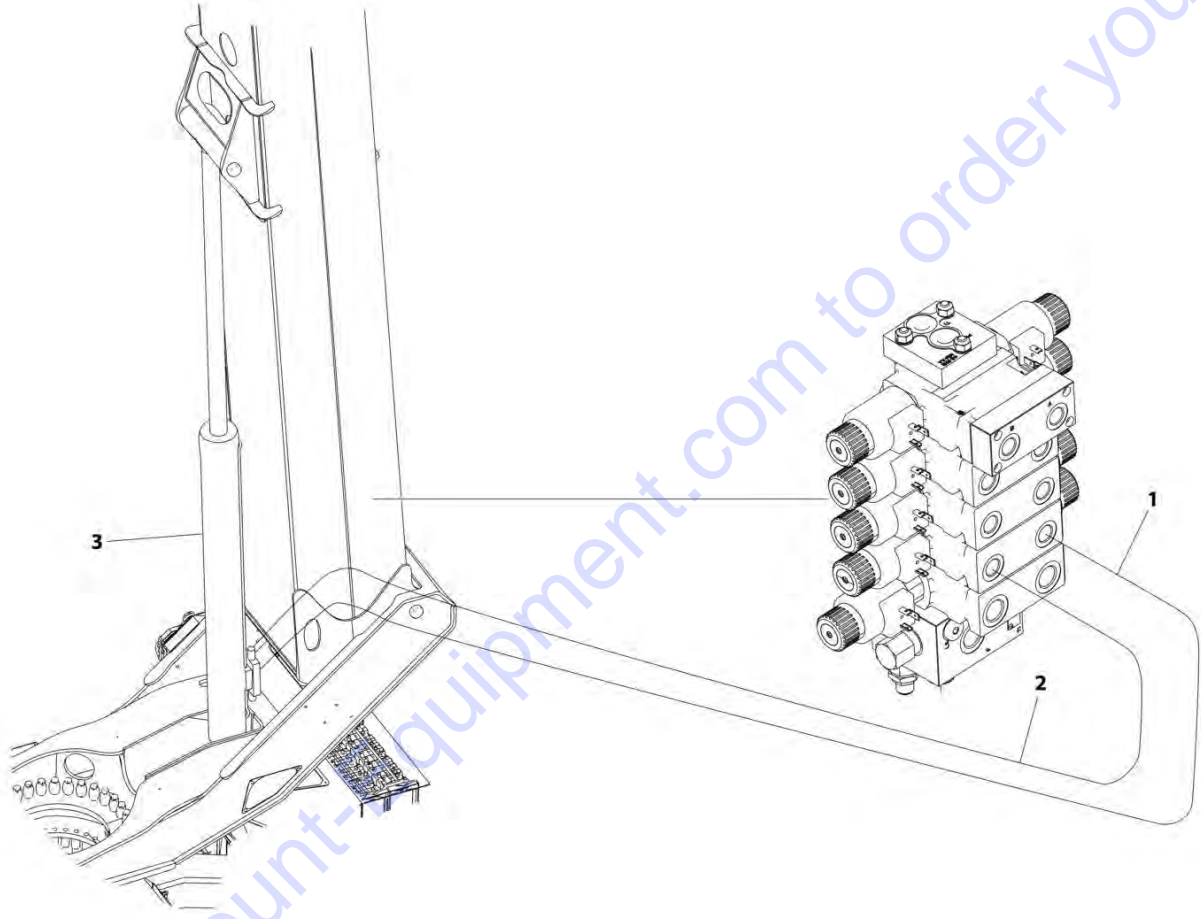
**FIGURE 7-4. LIFT HYDRAULIC DIAGRAM - MAIN BOOM**

| ITEM | PART NUMBER | QTY | DESCRIPTION   | REV |
|------|-------------|-----|---|-----|
|      |             | Ref | LIFT HYDRAULIC DIAGRAM - MAIN BOOM                                  | A   |
| 1    | 278207H2    | 1   | Cylinder Assembly   |     |
| 2    | 08018000    | 1   | Hose  |     |
| 3    | 08018100    | 1   | Hose  |     |
| 4    | 08001500    | 2   | Tube  |     |
| 5    | 08017800    | 1   | Hose  |     |
| 6    | 08017900    | 1   | Hose  |     |
| 7    | 07976900    | 1   | Tube  |     |
| 8    | 07977200    | 1   | Tube  |     |
| 9    | 07959600    | 1   | Tube (Lower Internal/Left Side on Third Extendable Arm) (Not Shown) |     |
| 10   | 08021100    | 1   | Hose (Not Shown)  |     |
| 11   | 08021000    | 1   | Hose (Not Shown)  |     |
| 12   | 07959500    | 1   | Tube (Upper External/Left Side on Third Extendable Arm) (Not Shown) |     |

Go to Discount-Equipment.com to order your parts

# SECTION 7 - HYDRAULIC

## FIGURE 7-5. LIFT HYDRAULIC DIAGRAM



ART\_07-07-00

## SECTION 7 - HYDRAULIC

### FIGURE 7-5. LIFT HYDRAULIC DIAGRAM

| ITEM | PART NUMBER | QTY | DESCRIPTION            | REV |
|------|-------------|-----|------------------------|-----|
|      |             | Ref | LIFT HYDRAULIC DIAGRAM | A   |
| 1    | 08016700    | 1   | Flexible Pipe          |     |
| 2    | 08016800    | 1   | Flexible Pipe          |     |
| 3    | 278206H2    | 1   | Lift Cylinder Assembly |     |

Go to Discount-Equipment.com to order your parts



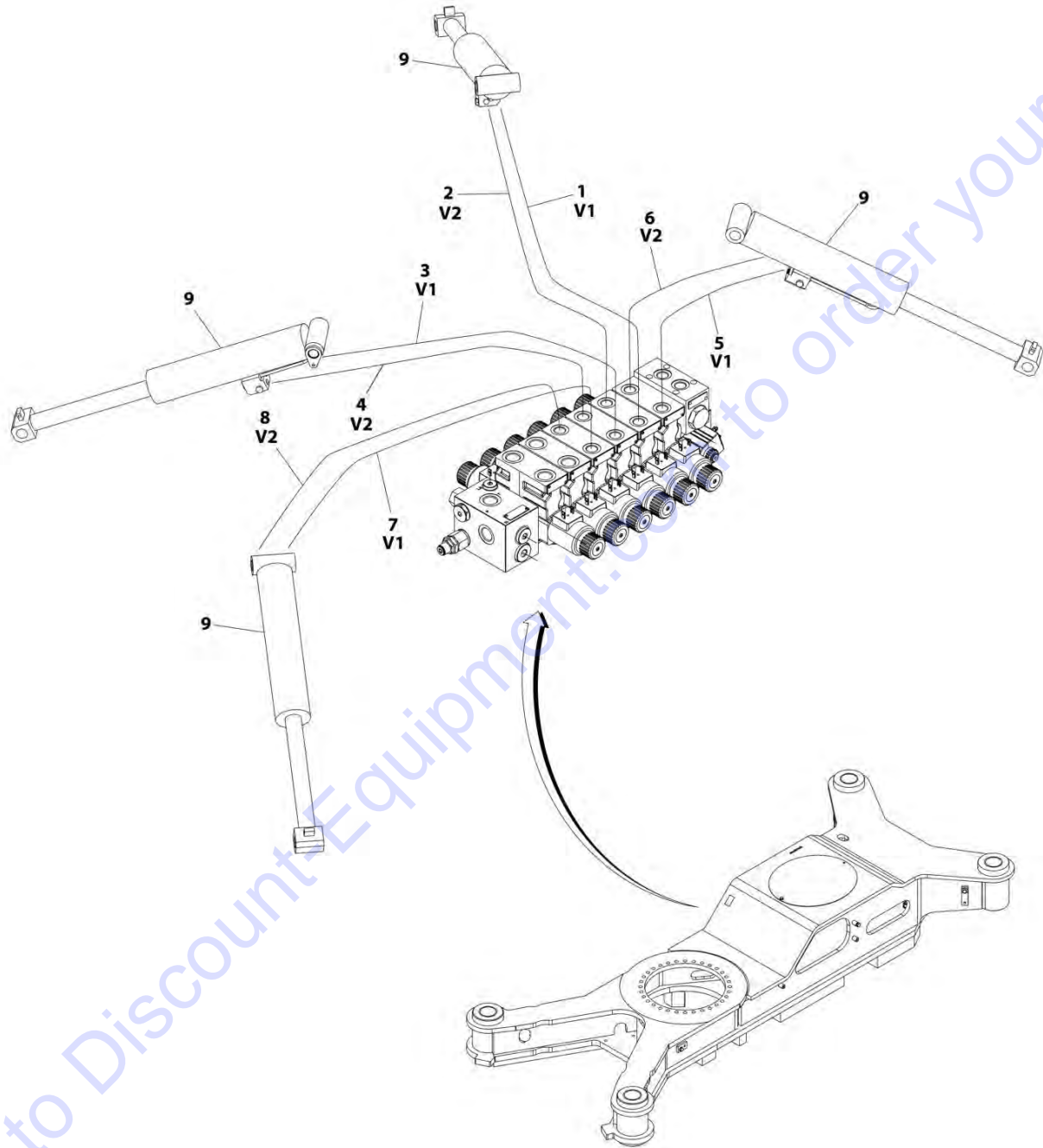
## SECTION 7 - HYDRAULIC

### FIGURE 7-6. MAIN HYDRAULIC DIAGRAM

| ITEM | PART NUMBER | QTY | DESCRIPTION                               | REV |
|------|-------------|-----|---|-----|
|      |             | Ref | MAIN HYDRAULIC DIAGRAM                    | A   |
| 1    | 17822300    | 1   | Valve Assembly                            |     |
| 1    | RN000800    | 4   | Fitting, Straight (Port ARD, TR, T2, A1)  |     |
| 1    | RN000400    | 1   | Fitting, Straight (Port V)                |     |
| 1    | RN000200    | 4   | Fitting, Straight (Port T1, ARU, B1, A2)  |     |
| 1    | RN000600    | 1   | Fitting, Straight (Port B2)               |     |
| 1    | 03014400    | 3   | Fitting, Pressure Check (Port MB, MA, MR) |     |
| 1    | RR000700    | 1   | Valve, Cartridge (Port MP)                |     |
| 1    | 26964400    | 1   | Valve, Cartridge (Port MP)                |     |
| 2    | 07993500    | 1   | Tube                                      |     |
| 3    | 07992900    | 1   | Tube                                      |     |
| 4    | 08008900    | 1   | Valve Assembly                            |     |
| 5    | 07764900    | 1   | Manifold                                  |     |
| 6    | 07993200    | 1   | Tube                                      |     |
| 7    | 27822100    | 1   | Main Valve Assembly                       |     |
| 9    | 07992500    | 1   | Tube                                      |     |
| 10   | 08019300    | 1   | Hose                                      |     |
| 11   | 08023200    | 1   | Hose                                      |     |
| 12   | 08019400    | 1   | Hose                                      |     |
| 13   | 08019500    | 1   | Hose                                      |     |
| 14   | 08035800    | 1   | Hose                                      |     |
| 15   | 08035700    | 1   | Hose                                      |     |
| 16   | 08035500    | 1   | Hose                                      |     |
| 17   | 08035600    | 1   | Hose                                      |     |
| 18   | 18005200    | 1   | Manifold                                  |     |
| 18   | 08024100    | 2   | Valve, Check 1/2                          |     |
| 18   | 08024200    | 2   | Valve, Check 3/8                          |     |
| 19   | 08017100    | 1   | Hose                                      |     |
| 20   | 08017200    | 1   | Hose                                      |     |
| 21   | 08017000    | 1   | Hose                                      |     |
| 22   | 08017500    | 1   | Hose                                      |     |
| 23   | 08017400    | 1   | Hose                                      |     |
| 24   | 08017300    | 1   | Hose                                      |     |
| 25   | 27900800    | 1   | Fitting                                   |     |
| 26   | 04048100    | 4   | Fitting                                   |     |
| 27   | 04048100    | 1   | Fitting                                   |     |
| 28   | 079954Y2    | 1   | Fitting                                   |     |
| 29   | 04845400    | 1   | Fitting                                   |     |
| 30   | 079952Y1    | 1   | Fitting                                   |     |
| 31   | 080067Y1    | 1   | Adapter                                   |     |
| 32   | 080068Y1    | 1   | Adapter                                   |     |
| 33   | RN000800    | 2   | Fitting, Straight                         |     |
| 34   | RN003000    | 1   | Fitting, Straight                         |     |
| 35   | RN000200    | 5   | Fitting, Straight (Port T1, ARU, B1, A2)  |     |
| 36   |             | Ref | Fitting, Tee                              |     |

# SECTION 7 - HYDRAULIC

## FIGURE 7-7. OUTRIGGER HYDRAULIC DIAGRAM



ART\_07-06-00

## SECTION 7 - HYDRAULIC

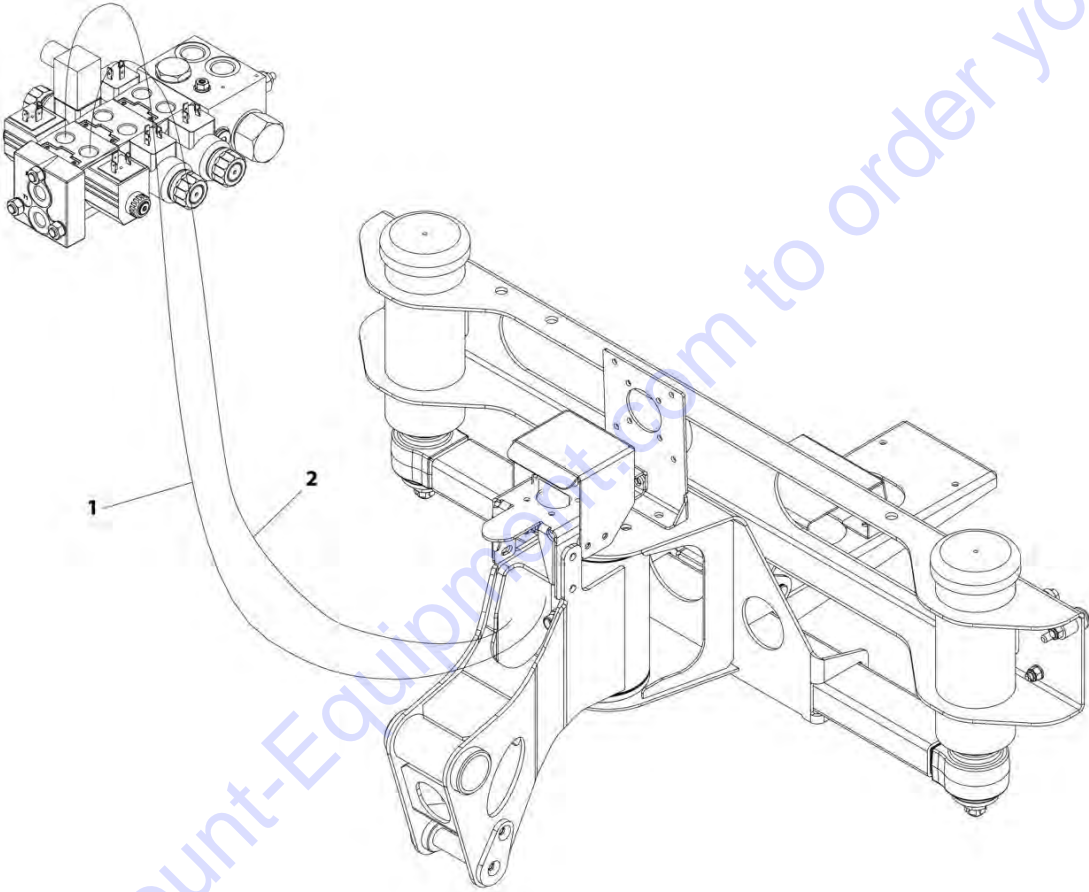
### FIGURE 7-7. OUTRIGGER HYDRAULIC DIAGRAM

| ITEM | PART NUMBER | QTY | DESCRIPTION                 | REV |
|------|-------------|-----|-----------------------------|-----|
|      |             | Ref | OUTRIGGER HYDRAULIC DIAGRAM | A   |
| 1    | 08019600    | 1   | Hose                        |     |
| 2    | 08019700    | 1   | Hose                        |     |
| 3    | 08019800    | 1   | Hose                        |     |
| 4    | 08019900    | 1   | Hose                        |     |
| 5    | 08020000    | 1   | Hose                        |     |
| 6    | 08020100    | 1   | Hose                        |     |
| 7    | 08020200    | 1   | Hose                        |     |
| 8    | 08020300    | 1   | Hose                        |     |
| 9    | 278210H2    | 4   | Cylinder Assembly           |     |

Go to Discount-Equipment.com to order your parts

**SECTION 7 - HYDRAULIC**

**FIGURE 7-8. PLATFORM ROTATE HYDRAULIC DIAGRAM**



ART\_07-12-00



## SECTION 7 - HYDRAULIC

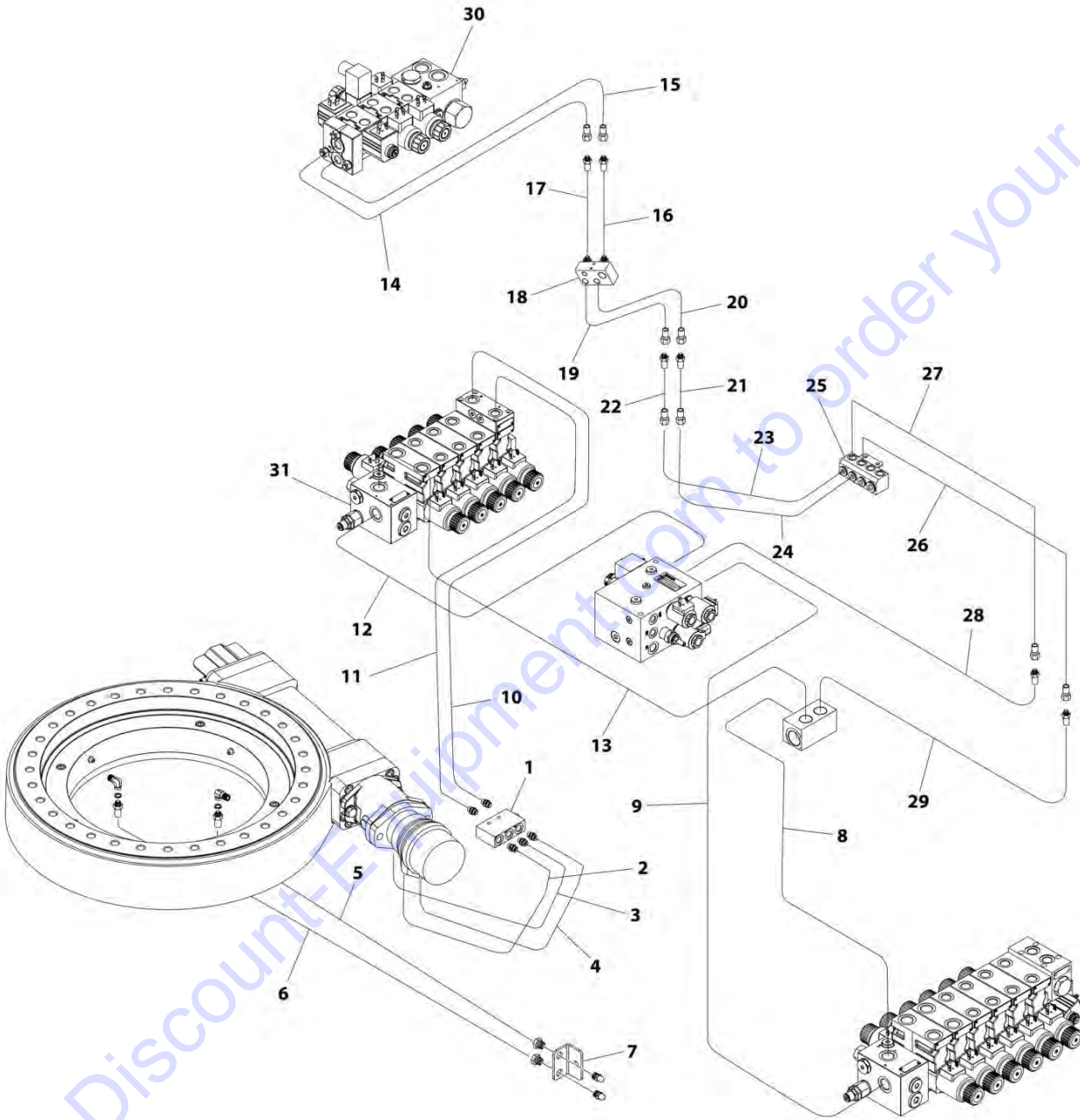
**FIGURE 7-8. PLATFORM ROTATE HYDRAULIC DIAGRAM**

| ITEM | PART NUMBER | QTY | DESCRIPTION                       | REV |
|------|-------------|-----|-----------------------------------|-----|
|      |             | Ref | PLATFORM ROTATE HYDRAULIC DIAGRAM | A   |
| 1    | 08005600    | 1   | Hose                              |     |
| 2    | 08005700    | 1   | Hose                              |     |

Go to Discount-Equipment.com to order your parts

# SECTION 7 - HYDRAULIC

## FIGURE 7-9. SWING & BOOM HYDRAULIC DIAGRAM



ART\_07-02-00

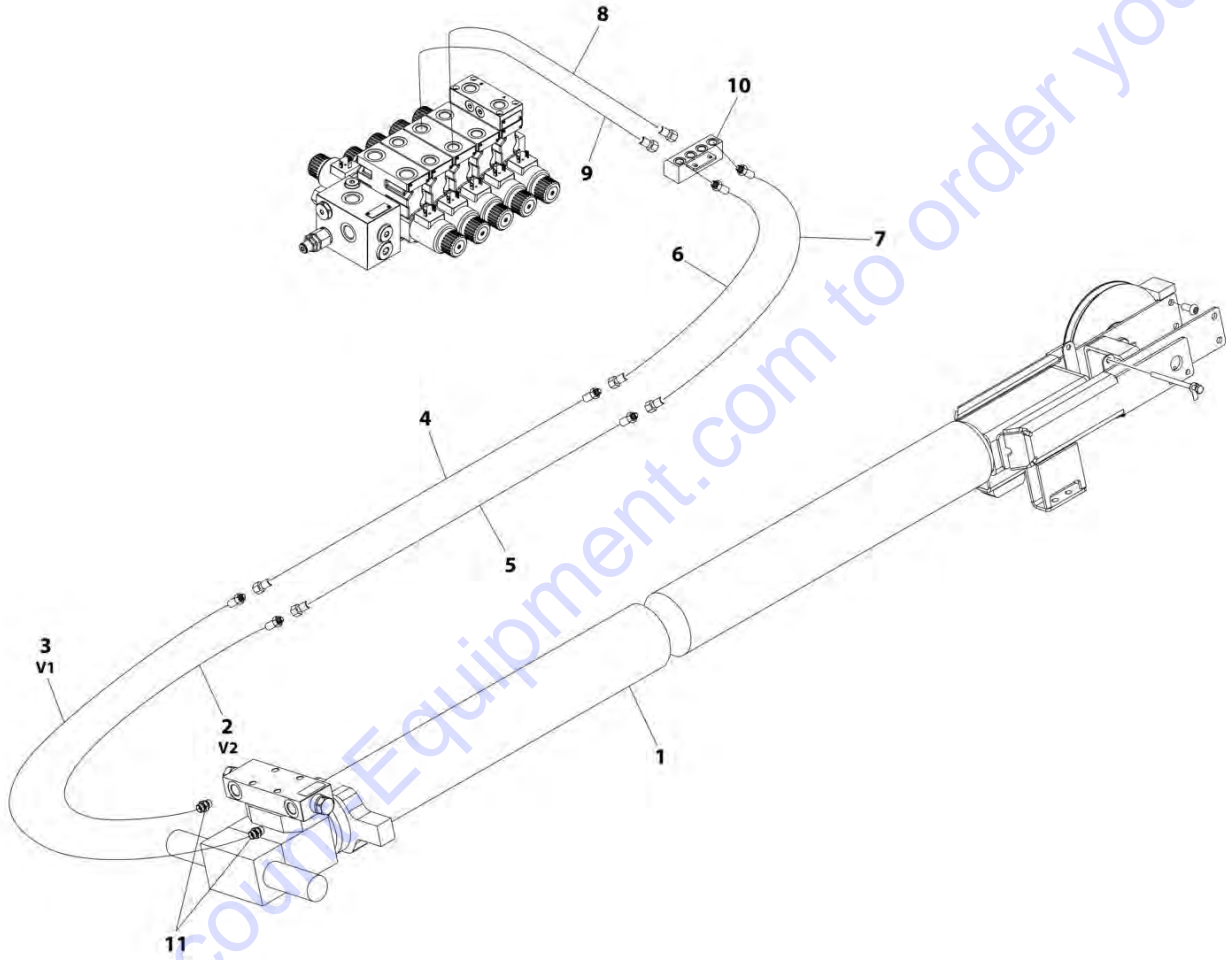
## SECTION 7 - HYDRAULIC

**FIGURE 7-9. SWING & BOOM HYDRAULIC DIAGRAM**

| ITEM | PART NUMBER | QTY | DESCRIPTION                    | REV |
|------|-------------|-----|--------------------------------|-----|
|      |             | Ref | SWING & BOOM HYDRAULIC DIAGRAM | A   |
| 1    | 27981200    | 1   | Manifold                       |     |
| 1    | RN000500    | 2   | Fitting, Straight              |     |
| 1    | RN000400    | 3   | Fitting, Straight              |     |
| 2    | 07992700    | 1   | Tube                           |     |
| 3    | 07992600    | 1   | Tube                           |     |
| 4    | 07992800    | 1   | Tube                           |     |
| 5    | 08019200    | 1   | Tube                           |     |
| 6    | 08023100    | 1   | Tube                           |     |
| 7    | 055629H3    | 1   | Bracket                        |     |
| 8    | 07993300    | 1   | Tube                           |     |
| 9    | 07993400    | 1   | Tube                           |     |
| 10   | 08016600    | 1   | Hose                           |     |
| 11   | 08016900    | 1   | Hose                           |     |
| 12   | 08016400    | 1   | Hose                           |     |
| 13   | 08016500    | 1   | Hose                           |     |
| 14   | 08006200    | 1   | Hose                           |     |
| 15   | 08006300    | 1   | Hose                           |     |
| 16   | 07909900    | 1   | Tube                           |     |
| 17   | 07910000    | 1   | Tube                           |     |
| 18   | 07909400    | 1   | Manifold                       |     |
| 19   | 08020500    | 1   | Hose                           |     |
| 20   | 08020600    | 1   | Hose                           |     |
| 21   | 07959900    | 1   | Tube                           |     |
| 22   | 07960100    | 1   | Tube                           |     |
| 23   | 08022300    | 1   | Tube                           |     |
| 24   | 08022400    | 1   | Tube                           |     |
| 25   | 37977500    | 1   | Manifold                       |     |
|      | 07976600    | 1   | Tube                           |     |
| 27   | 07976500    | 1   | Tube                           |     |
| 28   | 08016000    | 1   | Hose                           |     |
| 29   | 08016100    | 1   | Hose                           |     |
| 30   | 27822000    | Ref | Boom Valve Assembly            |     |
| 31   | 27822200    | Ref | Valve Assembly                 |     |

# SECTION 7 - HYDRAULIC

## FIGURE 7-10. TELESCOPE HYDRAULIC DIAGRAM - MAIN BOOM



ART\_07-10-00

# PARTS FINDER

**Search Website  
by Part Number**



**Search Manual  
Library For Parts  
Manual & Lookup Part  
Numbers – Purchase  
or Request Quote**

**Can't Find Part or  
Manual? Request Help  
by Manufacturer,  
Model & Description**

Discount-Equipment.com is your online resource for quality parts & equipment.

Florida: **561-964-4949** Outside Florida TOLL FREE: **877-690-3101**

## Need parts?

Click on this link: <http://www.discount-equipment.com/category/5443-parts/> and choose one of the options to help get the right parts and equipment you are looking for. Please have the machine model and serial number available in order to help us get you the correct parts. If you don't find the part on the website or on one of the online manuals, please fill out the request form and one of our experienced staff members will get back to you with a quote for the right part that your machine needs.

We sell worldwide for the brands: Genie, Terex, JLG, MultiQuip, Mikasa, Essick, Whiteman, Mayco, Toro Stone, Diamond Products, Generac Magnum, Airman, Haulotte, Barreto, Power Blanket, Nifty Lift, Atlas Copco, Chicago Pneumatic, Allmand, Miller Curber, Skyjack, Lull, Skytrak, Tsurumi, Husquvarna Target, Stow, Wacker, Sakai, Mi-T-M, Sullair, Basic, Dynapac, MBW, Weber, Bartell, Bennar Newman, Haulotte, Ditch Runner, Menegotti, Morrison, Contec, Buddy, Crown, Edco, Wyco, Bomag, Laymor, EZ Trench, Bil-Jax, F.S. Curtis, Gehl Pavers, Heli, Honda, ICS/PowerGrit, IHI, Partner, Imer, Clipper, MMD, Koshin, Rice, CH&E, General Equipment, Amida, Coleman, NAC, Gradall, Square Shooter, Kent, Stanley, Tamco, Toku, Hatz, Kohler, Robin, Wisconsin, Northrock, Oztec, Toker TK, Rol-Air, APT, Wylie, Ingersoll Rand / Doosan, Innovatech, Con X, Ammann, Mecalac, Makinex, Smith Surface Prep, Small Line, Wanco, Yanmar

## SECTION 7 - HYDRAULIC

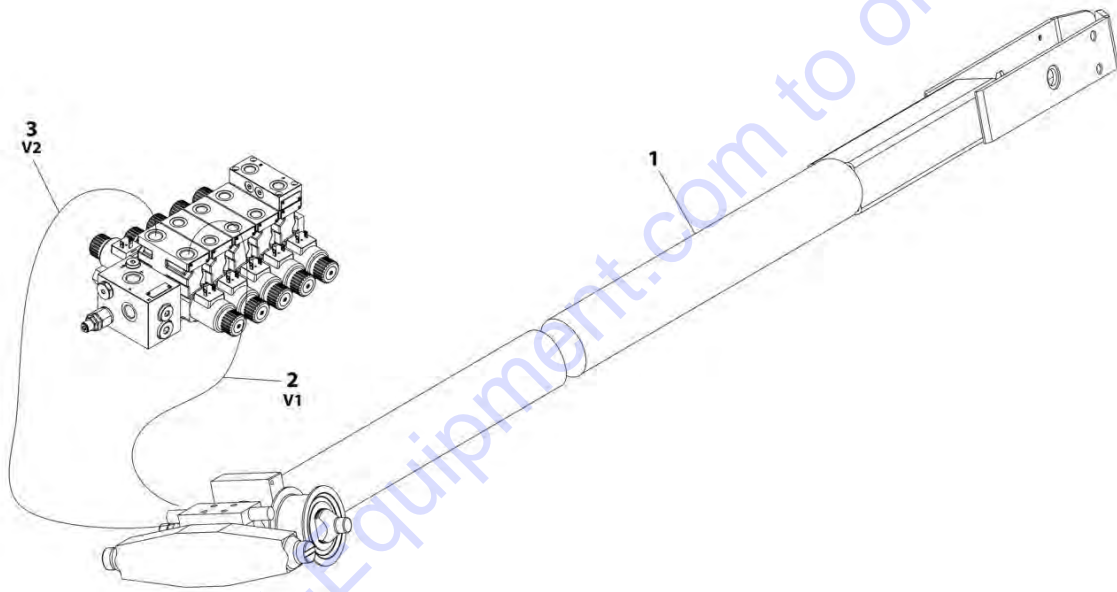
**FIGURE 7-10. TELESCOPE HYDRAULIC DIAGRAM - MAIN BOOM**

| ITEM | PART NUMBER | QTY | DESCRIPTION   | REV |
|------|-------------|-----|---|-----|
|      |             | Ref | TELESCOPE HYDRAULIC DIAGRAM - MAIN BOOM                     | A   |
| 1    | 278203H2    | 1   | Cylinder Assembly   |     |
| 2    | 08017600    | 1   | Hose  |     |
| 3    | 08017700    | 1   | Hose  |     |
| 4    | 07959700    | 1   | Tube (Lower External/Left Side on the Third Extendable Arm) |     |
| 5    | 07959400    | 1   | Tube (Upper Internal/Left Side on the Third Extendable Arm) |     |
| 6    | 08021200    | 1   | Hose  |     |
| 7    | 08020900    | 1   | Hose  |     |
| 8    | 07977300    | 1   | Tube  |     |
| 9    | 07977400    | 1   | Tube  |     |
| 10   | 37977600    | 1   | Block, Tube   |     |
| 11   |             | Ref | Fitting, Straight   |     |

Go to Discount-Equipment.com to order your parts

# SECTION 7 - HYDRAULIC

FIGURE 7-11. TELESCOPE HYDRAULIC DIAGRAM - TOWER BOOM



ART\_07-08-00

## SECTION 7 - HYDRAULIC

**FIGURE 7-11. TELESCOPE HYDRAULIC DIAGRAM - TOWER BOOM**

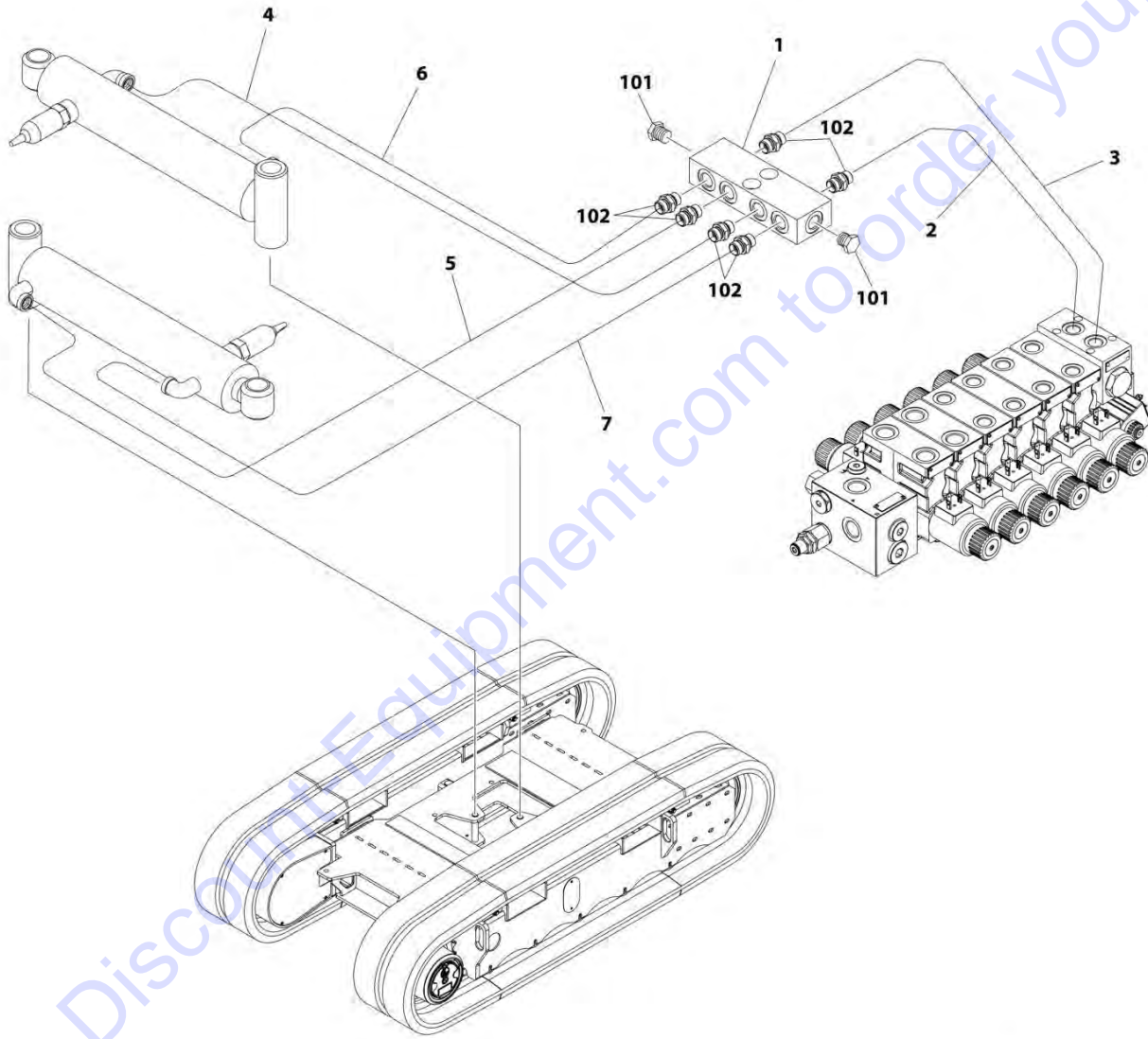
| ITEM | PART NUMBER | QTY | DESCRIPTION                              | REV |
|------|-------------|-----|--|-----|
|      |             | Ref | TELESCOPE HYDRAULIC DIAGRAM - TOWER BOOM | A   |
| 1    | 278202H2    | 1   | Cylinder Assembly                        |     |
| 2    | 08007600    | 1   | Tube                                     |     |
| 3    | 08007500    | 1   | Tube                                     |     |

Go to Discount-Equipment.com to order your parts



# SECTION 7 - HYDRAULIC

## FIGURE 7-12. TRACK EXTENSION HYDRAULIC DIAGRAM



ART\_07-05-00

## SECTION 7 - HYDRAULIC

**FIGURE 7-12. TRACK EXTENSION HYDRAULIC DIAGRAM**

| ITEM | PART NUMBER | QTY | DESCRIPTION                       | REV |
|------|-------------|-----|-----------------------------------|-----|
|      |             | Ref | TRACK EXTENSION HYDRAULIC DIAGRAM | A   |
| 1    | 04707700    | 1   | Manifold                          |     |
| 1    | RN000400    | 6   | Fitting, Straight                 |     |
| 1    | RT000200    | 2   | Plug                              |     |
| 2    | 07993100    | 1   | Tube                              |     |
| 3    | 07993000    | 1   | Tube                              |     |
| 4    | 08018700    | 1   | Hose                              |     |
| 5    | 08018800    | 1   | Hose                              |     |
| 6    | 08018900    | 1   | Hose                              |     |
| 7    | 08023000    | 1   | Hose                              |     |
| 101  | RT000200    | 2   | Plug                              |     |
| 102  | RN000400    | 6   | Fitting, Straight                 |     |

Go to Discount-Equipment.com to order your parts

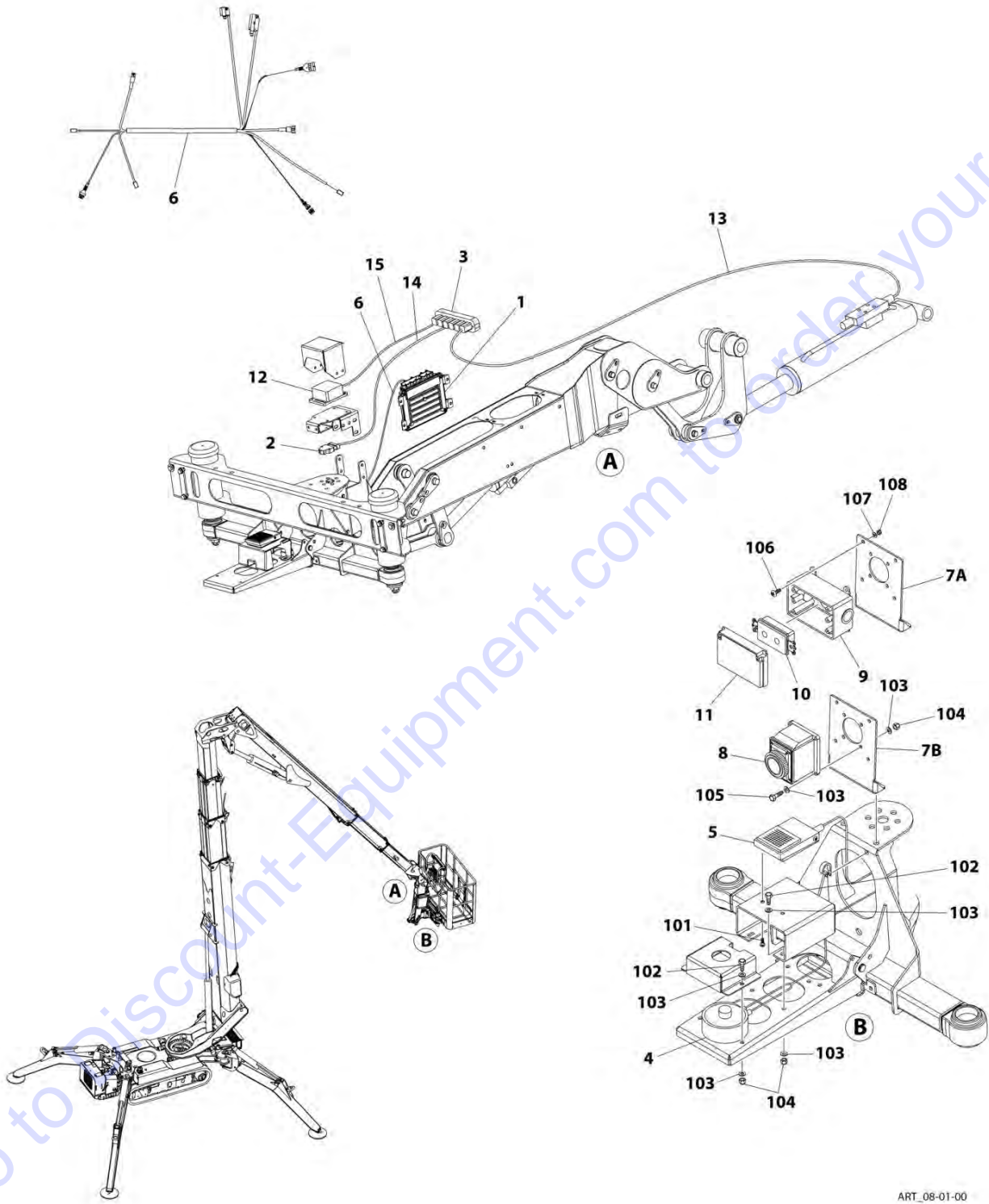


**SECTION 8 - ELECTRICAL**

Go to [Discount-Equipment.com](http://Discount-Equipment.com) to order your parts

# SECTION 8 - ELECTRICAL

## FIGURE 8-1. PLATFORM ELECTRICAL COMPONENTS



ART\_08-01-00

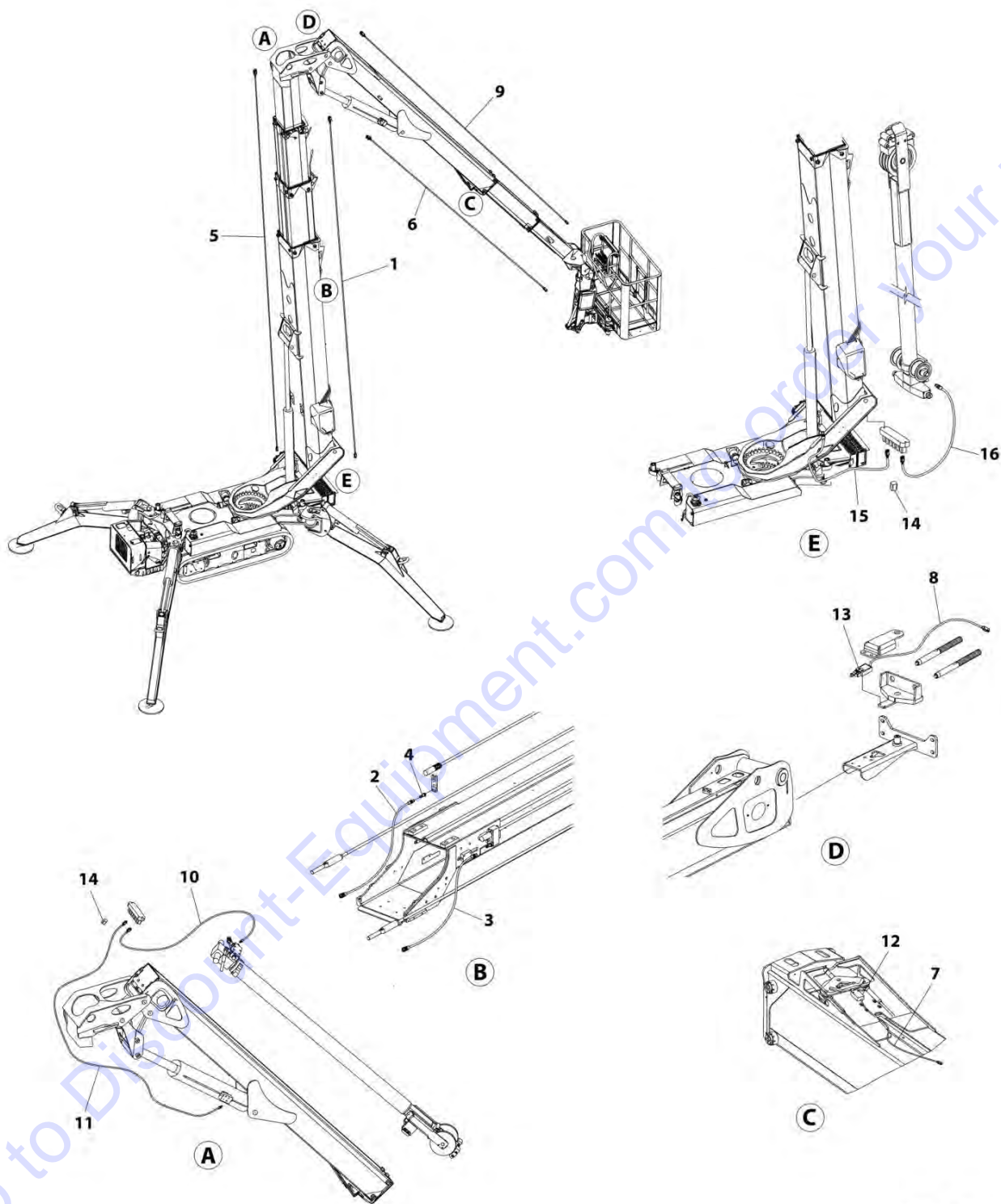
## SECTION 8 - ELECTRICAL

**FIGURE 8-1. PLATFORM ELECTRICAL COMPONENTS**

| ITEM | PART NUMBER | QTY | DESCRIPTION                          | REV |
|------|-------------|-----|--------------------------------------|-----|
|      |             | Ref | PLATFORM ELECTRICAL COMPONENTS       | A   |
| 1    | 1772950016  | 2   | Module, Control                      |     |
| 2    | 27933000    | 1   | Sensor, Load                         |     |
| 3    | 1730720087  | 1   | Connector, Junction                  |     |
| 4    | 17669800    | 1   | Sensor, Load                         |     |
| 5    | 1772950015  | 1   | Footswitch                           |     |
| 6    | 1787310001  | 1   | Jib Harness                          |     |
| 7A   | 080487H2    | 1   | Bracket (ANSI Specs)                 |     |
| 7B   | 080488H2    | 1   | Bracket (LL)                         |     |
| 8    | 1585570005  | 1   | Receptacle, Electrical (230V)        |     |
| 9    | 27073700    | 1   | Box, Receptacle (ANSI Specs)         |     |
| 10   | 27073900    | 1   | Receptacle, GFI (ANSI Specs)         |     |
| 11   | 27073800    | 1   | Cover, Receptacle (ANSI Specs)       |     |
| 12   | 28008200    | 1   | Incline-meter                        |     |
| 13   | 1787310002  | 1   | Jib Cylinder Harness                 |     |
| 14   | 1787310003  | 1   | Load Sensor Harness                  |     |
| 15   | 1787310004  | 1   | Incline-meter Harness                |     |
| 16   | 080532H2    | 1   | Receptacle (To Platform) (Not Shown) |     |
| 101  | BV002400    | 2   | Bolt M4 x 8                          |     |
| 102  | BV003200    | 6   | Bolt M6 x 20                         |     |
| 103  | BR000400    | 20  | Washer M6                            |     |
| 104  | BD000900    | 10  | Nut M6                               |     |
| 105  | BV002900    | 4   | Bolt M6 x 25                         |     |
| 106  | BV004200    | 4   | Screw M5 x 16                        |     |
| 107  | BR000300    | 4   | Washer M5                            |     |
| 108  | BD001100    | 4   | Nut M5                               |     |

# SECTION 8 - ELECTRICAL

## FIGURE 8-2. BOOM ELECTRICAL COMPONENTS



ART\_08-02-00

## SECTION 8 - ELECTRICAL

**FIGURE 8-2. BOOM ELECTRICAL COMPONENTS**

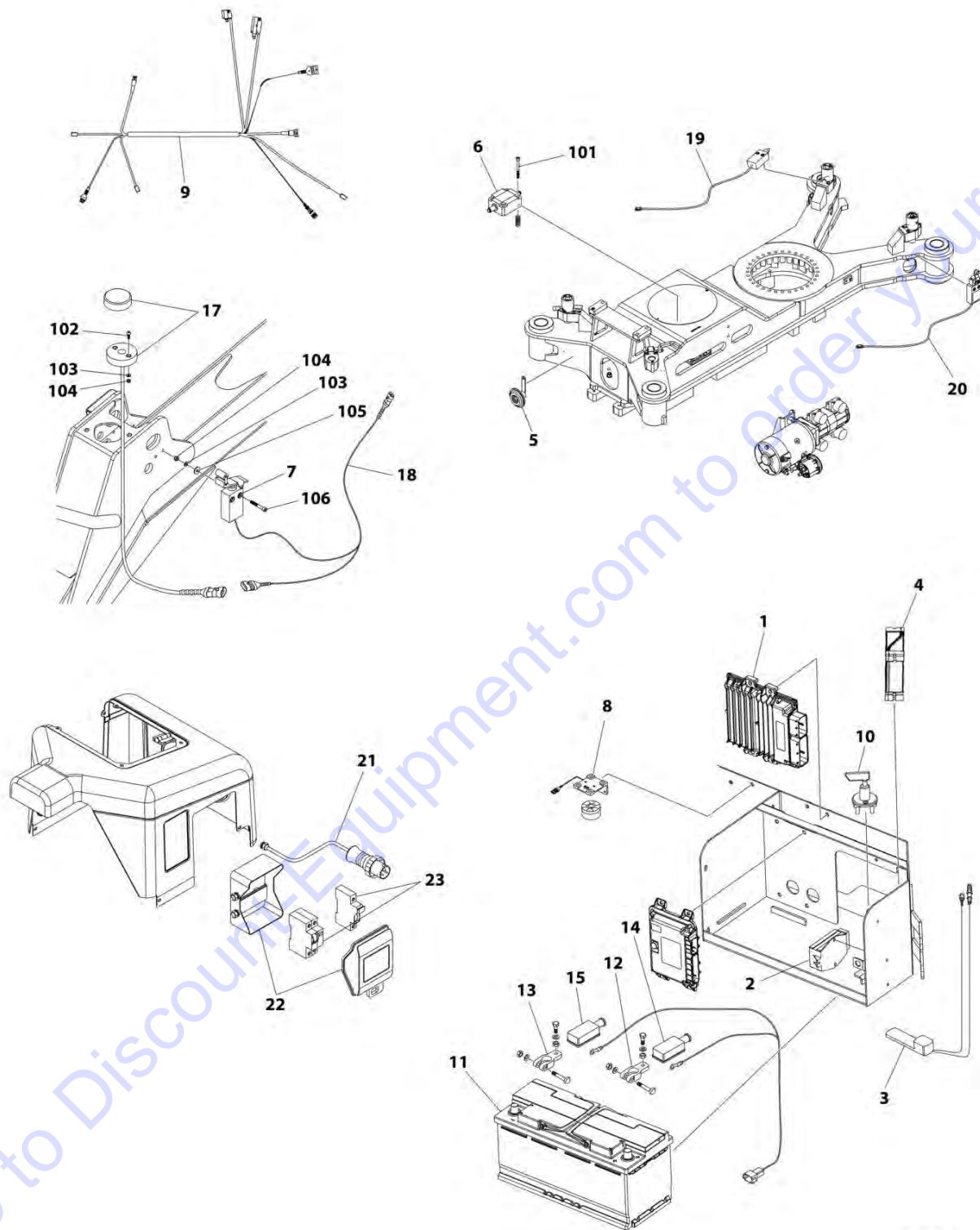
| ITEM | PART NUMBER | QTY | DESCRIPTION                         | REV |
|------|-------------|-----|-------------------------------------|-----|
|      |             | Ref | BOOM ELECTRICAL COMPONENTS          | A   |
| 1    | 1787310005  | 1   | Harness, Extention, Upper Boom      |     |
| 2    | 1787310006  | 1   | Harness, Extention, X1000           |     |
| 3    | 1787310007  | 1   | Harness, Extention - LH, Upper Boom |     |
| 4    | 27920500    | 2   | Sensor, Proximity                   |     |
| 5    | 1787310008  | 1   | Harness, 220V, Upper Boom           |     |
| 6    | 1787310009  | 1   | Main Boom Harness                   |     |
| 7    | 1787310010  | 1   | Harness, Extention, Main Boom       |     |
| 8    | 1787310011  | 1   | Harness, Extention, Main Boom       |     |
| 9    | 1787310012  | 1   | Harness, 220V, Main Boom            |     |
| 10   | 1787310013  | 1   | Harness, Extention Sensor           |     |
| 11   | 1787310014  | 1   | Harness, Extention Sensor           |     |
| 12   | 1679900012  | 1   | Switch/Sensor                       |     |
| 13   | 1679900004  | 1   | Switch/Sensor                       |     |
| 14   | 1730720098  | 1   | Plug, Junction Connector            |     |
| 15   | 1787280001  | 1   | Harness, Extention Sensor           |     |
| 16   | 1787280002  | 1   | Harness, Extention Sensor           |     |

Go to Discount-Equipment.com to order your parts



# SECTION 8 - ELECTRICAL

## FIGURE 8-3. BASE ELECTRICAL COMPONENTS



ART\_08-03-00

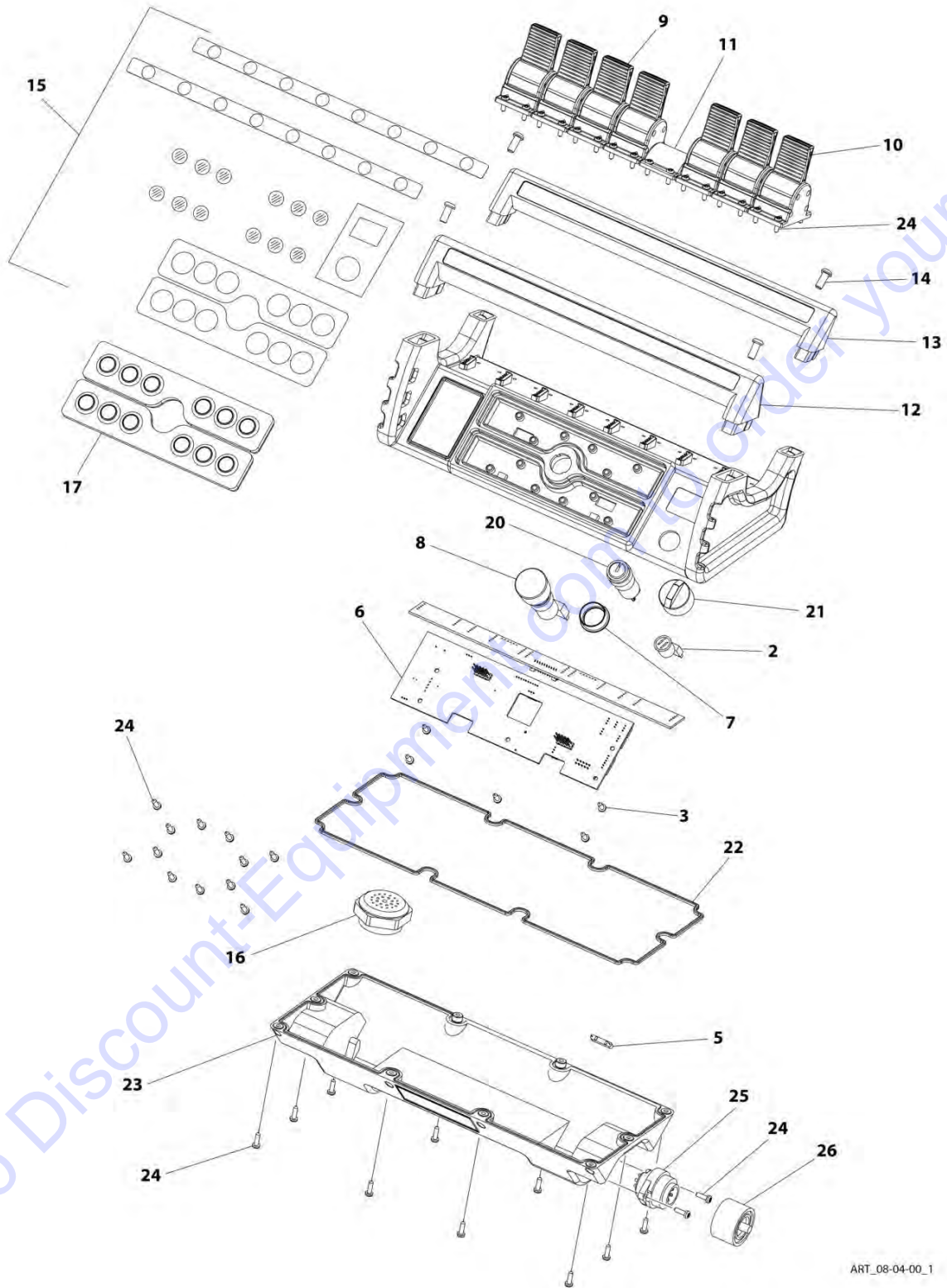
## SECTION 8 - ELECTRICAL

**FIGURE 8-3. BASE ELECTRICAL COMPONENTS**

| ITEM | PART NUMBER | QTY | DESCRIPTION  | REV |
|------|-------------|-----|--|-----|
|      |             | Ref | BASE ELECTRICAL COMPONENTS                                     | A   |
| 1    | 07844200    | 1   | Resistor - 120 OHM   |     |
| 1    | 17162400    | 1   | Module, Control  |     |
| 1    | 17162500    | 1   | Harness  |     |
| 1    | 1772950018  | 1   | Replacement Control Module                                     |     |
| 1    | 26582800    | 1   | Adapter  |     |
| 2    | 1772950021  | 1   | Relay  |     |
| 3    | 27396100    | 1   | Sensor   |     |
| 4    | 1772950017  | 1   | Modem, GPS   |     |
| 5    | 04834500    | 1   | Horn   |     |
| 6    | 17708000    | 1   | Inclinometer   |     |
| 7    | 1770740001  | 1   | Switch   |     |
| 8    | 06639100    | 1   | Alarm  |     |
| 9    | 17872800    | 1   | Harness  |     |
| 9    | 1787280013  | 1   | General Electric Kit   |     |
| 10   | 04774900    | 1   | Switch, Battery Cut-Out  |     |
| 11   | 27920700    | 1   | Battery  |     |
| 12   | 1739150023  | 1   | Clamp, Battery Terminal Post (+)                               |     |
| 13   | 1739150025  | 1   | Clamp, Battery Terminal Post (-)                               |     |
| 14   | 2632920007  | 1   | Cover, Battery Terminal - Red                                  |     |
| 15   | 2632920008  | 1   | Cover, Battery Terminal - Black                                |     |
| 16   | 1787280003  | 1   | Cable, Battery (Battery to Battery)                            |     |
| 17   | 1757250023  | 1   | Lamp, LED  |     |
| 18   | 1787280004  | 1   | Switch & Light Harness   |     |
| 19   | 1787280005  | 1   | Harness, Extention   |     |
| 20   | 1787280006  | 1   | Harness, Extention   |     |
| 21   | 1757250001  | 1   | Plug, 230V (Power to Platform)                                 |     |
| 21   | 27074000    | 1   | Plug, Male - 120V (ANSI Specs) (Not Shown)                     |     |
| 22   | 18041700    | 1   | Box, Breaker   |     |
| 23   | 1556350063  | 1   | Switch, Thermal - Auto   |     |
| 24   | 1787280007  | 1   | Harness, 220V - Base   |     |
| 25   | 1757250007  | 1   | Battery, 285W 55-75 AH (Adjustable)                            |     |
| 26   | 1757260008  | 1   | Harness (Battery To Charger Includes Connector & Dio           |     |
| 26   | 17572600081 | 1   | Coconnector, Diode (Not Shown)                                 |     |
| 26   | 1764260003  | 1   | Diode 20A (Not Shown)  |     |
| 27   | 1787280009  | 1   | Cable, Battery (Battery +ve to Engine) (Not Shown)             |     |
| 28   | 1787280010  | 1   | Cable, Battery (Battery +ve Cut-Out to Motor/Pump) (Not Shown) |     |
| 29   | 1787280011  | 1   | Cable, Battery (Battery -ve to Engine) (Not Shown)             |     |
| 30   | 1787280012  | 1   | Cable, Battery (Battery -ve to Motor/Pump) (Not Shown)         |     |
| 31   | 05444800    | 1   | Spring (Not Shown)   |     |
| 101  | BV007600    | 4   | Capscrew M5 x 55   |     |
| 102  | BV009400    | 2   | Screw M4 x 12  |     |
| 103  | BR000200    | 4   | Washer M4  |     |
| 104  | BD001200    | 4   | Nut M4   |     |
| 105  | BR001700    | 2   | Washer M4  |     |
| 106  | BV010200    | 2   | Capscrew M4 x 30   |     |

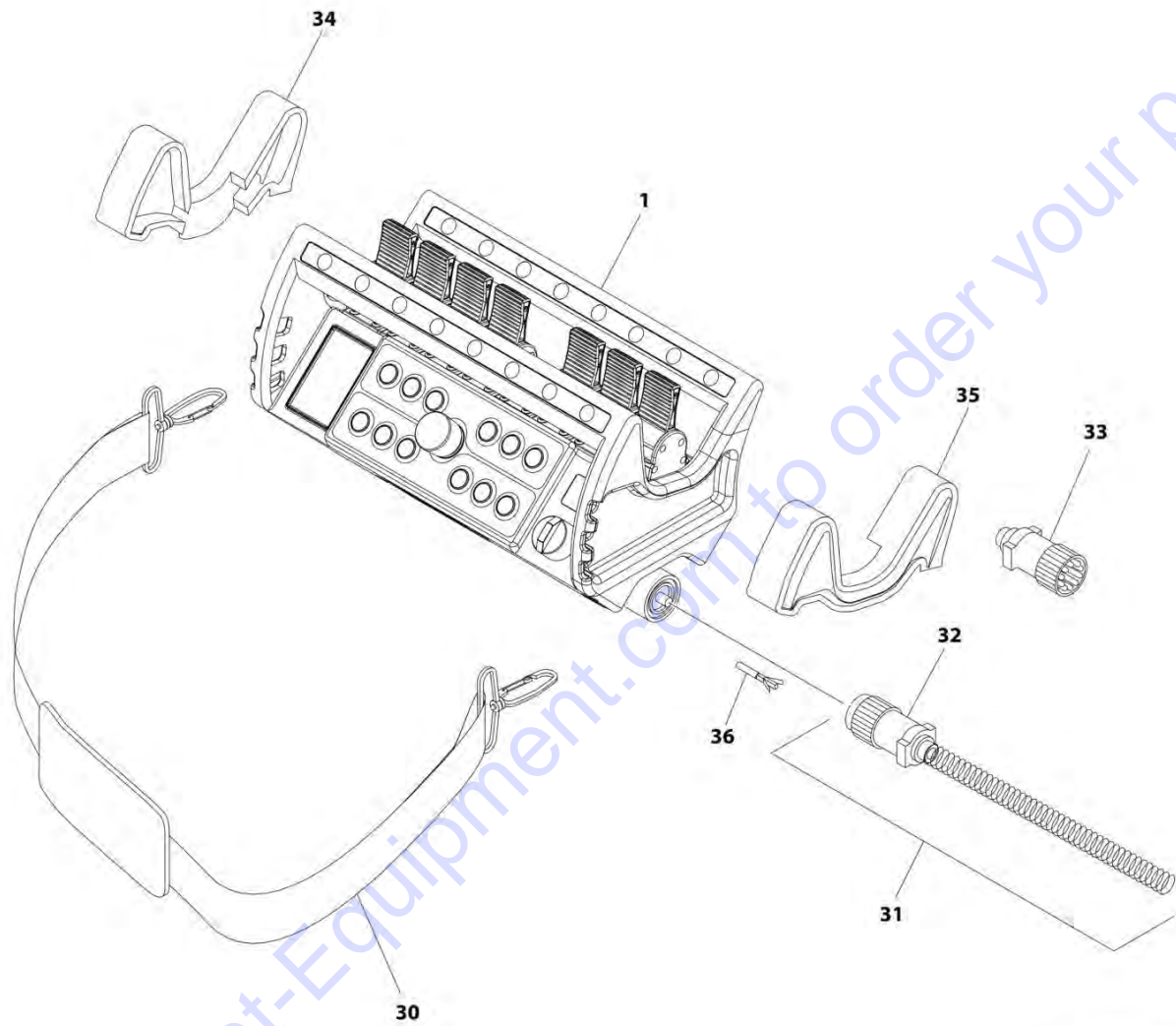
# SECTION 8 - ELECTRICAL

## FIGURE 8-4. REMOTE CONTROL COMPONENTS



ART\_08-04-00\_1

SECTION 8 - ELECTRICAL



ART\_08-04-00\_2

## SECTION 8 - ELECTRICAL

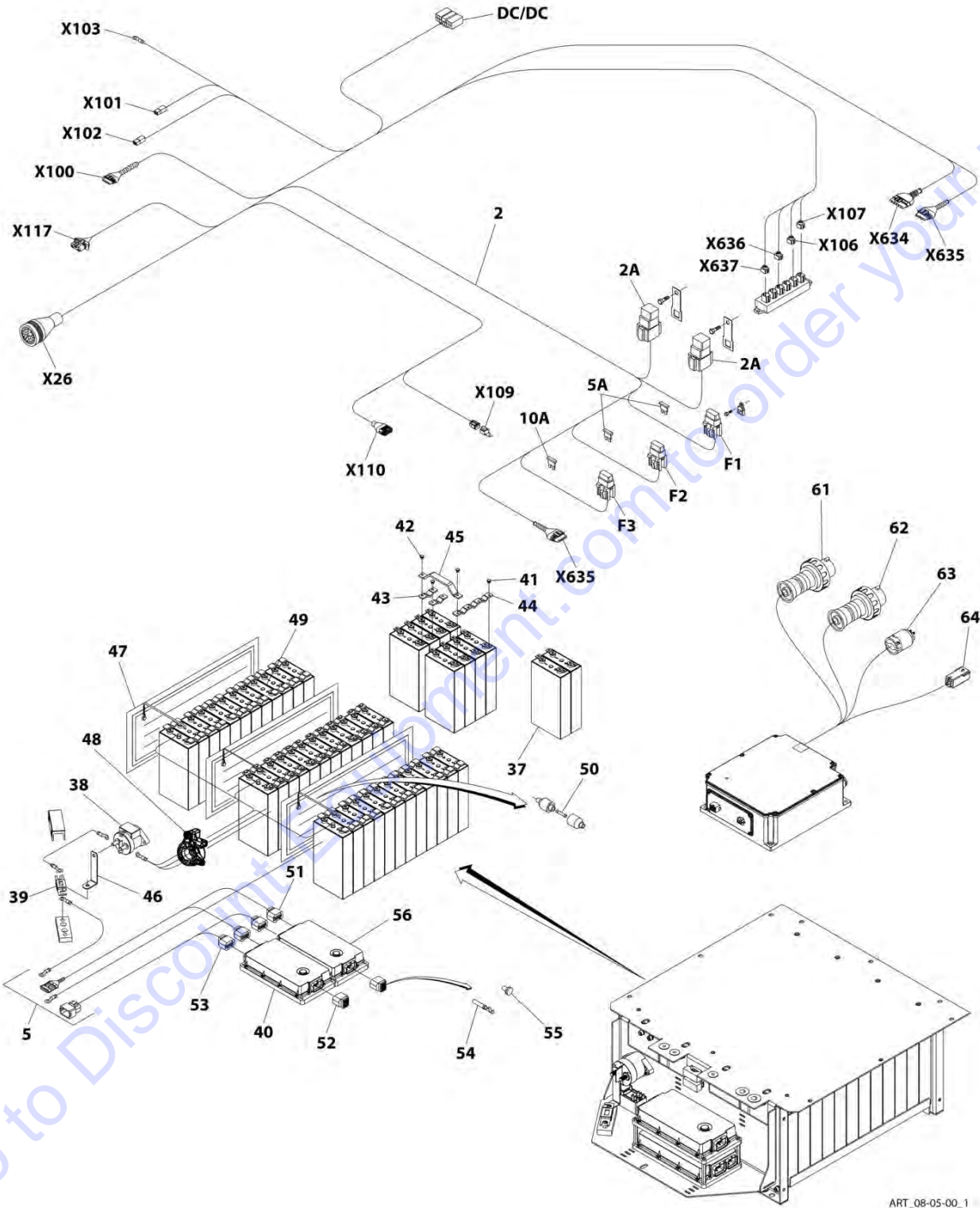
FIGURE 8-4. REMOTE CONTROL COMPONENTS

| ITEM | PART NUMBER | QTY | DESCRIPTION                         | REV |
|------|-------------|-----|-------------------------------------|-----|
|      |             | Ref | REMOTE CONTROL COMPONENTS           | A   |
| 1    | 28012700    | 1   | Control, Remote                     |     |
| 2    | 07359400    | 1   | Switch, Remote Emergency            |     |
| 3    | 2646170003  | 5   | Screw                               |     |
| 5    | 07359500    | 1   | Reed, Contact                       |     |
| 6    |             | Ref | PC Board                            |     |
| 7    | 2646170007  | 1   | Ring                                |     |
| 8    | 2646170008  | 1   | Switch, Emergency Button            |     |
| 9    | 17550700    | 1   | Kit, Black Cover, Joystick          |     |
| 9    | 2646170009  | 6   | Lever, Black                        |     |
| 10   | 17550800    | 1   | Kit, Red Cover, Joystick            |     |
| 10   | 2646170010  | 2   | Lever, Red                          |     |
| 11   |             | Ref | Bracket                             |     |
| 12   | 2646170013  | 1   | Shroud, Lower Grip                  |     |
| 13   | 2646170012  | 1   | Shroud, Upper Grip                  |     |
| 14   | 2646170014  | 4   | Screw                               |     |
| 15   | 27005200    | 1   | Decal Kit                           |     |
| 16   | 2646170027  | 1   | Alarm, Remote Control               |     |
| 17   | 2646170017  | 1   | Pad, Button                         |     |
| 20   | 2683930001  | 1   | Switch, 3S Series                   |     |
| 21   | 2683930002  | 1   | Key, Ignition                       |     |
| 22   |             | Ref | Gasket                              |     |
| 23   |             | Ref | Bottom, Box                         |     |
| 24   | 2646170024  | 56  | Screw                               |     |
| 25   | 2646170025  | 1   | Connector                           |     |
| 26   | 2646170026  | 1   | Cover, Connector                    |     |
| 30   | 2646170030  | 1   | Strap                               |     |
| 31   | 17235800    | 1   | Cable, Spiral - Remote Controls     |     |
| 32   | 2646170032  | 1   | Connector, Remote Control           |     |
| 33   | 08027200    | 1   | Switch, Emergency Ground Activation |     |
| 34   | 07027200    | 1   | Protection (LH)                     |     |
| 35   | 07027100    | 1   | Protection (RH)                     |     |
| 36   | 27283000    | 1   | Socket, Female (Terminal)           |     |
| 36   | 2728300001  | 1   | Terminal, Connector Male            |     |



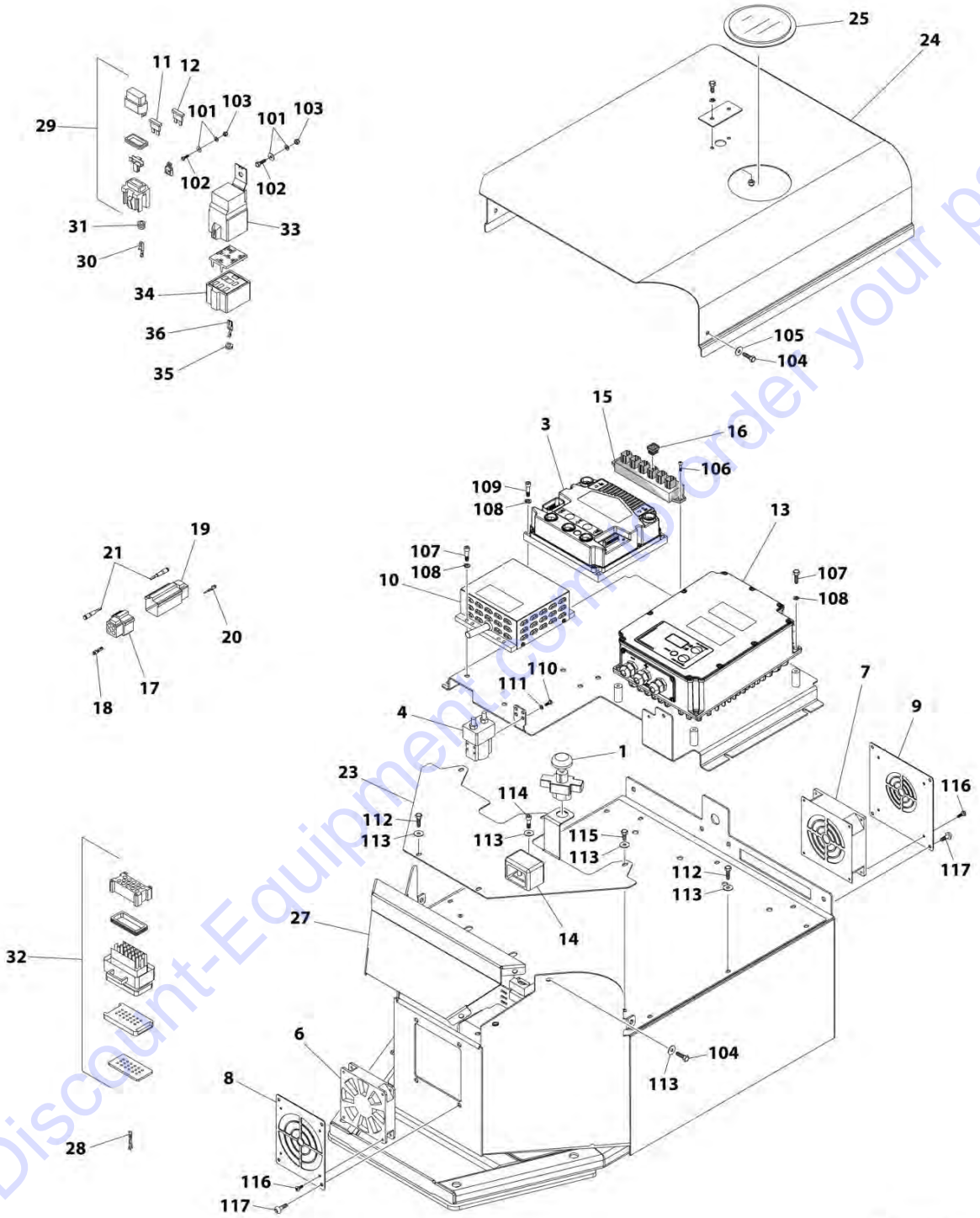
# SECTION 8 - ELECTRICAL

## FIGURE 8-5. ELECTRICAL COMPONENTS



ART\_08-05-00\_1

# SECTION 8 - ELECTRICAL



ART\_08-05-00\_2



## SECTION 8 - ELECTRICAL

### FIGURE 8-5. ELECTRICAL COMPONENTS

| ITEM | PART NUMBER | QTY | DESCRIPTION                 | REV |
|------|-------------|-----|-----------------------------|-----|
|      |             | Ref | ELECTRICAL COMPONENTS       | A   |
| 1    | 07827000    | 1   | Switch, Battery Disconnect  |     |
| 2    | 17873000    | 1   | Kit, Electric Harness       |     |
| 2A   | 1803220004  | 1   | Relay                       |     |
| 3    | 2694760001  | 1   | Fuse, 250A                  |     |
| 3    | 28032600    | 1   | Inverter                    |     |
| 4    | 26429300    | 1   | Switch, Remote Control      |     |
| 5    | 18032200    | 1   | Kit, Electric Harness       |     |
| 6    | 1690690001  | 1   | Fan (Front)                 |     |
| 7    | 1690690002  | 1   | Fan (Rear)                  |     |
| 8    | 067808H2    | 1   | Grille, Fan (Front)         |     |
| 9    | 075692H2    | 1   | Grille, Fan (Rear)          |     |
| 10   | 26947900    | 1   | Transformer                 |     |
| 11   | 05760900    | 1   | Fuse 10A                    |     |
| 12   | 05760700    | 1   | Fuse, 5A                    |     |
| 13   | 17604200    | 1   | Charger,72V Lithium Battery |     |
| 14   | 1730720088  | 1   | Insulator                   |     |
| 15   | 1730720087  | 1   | Connector, Junction         |     |
| 16   | 1730720098  | 1   | Cap                         |     |
| 17   | 1757250009  | 1   | Plug, Female - Connector    |     |
| 18   | 1757250011  | 1   | Terminal, Female Connector  |     |
| 19   | 1757250010  | 1   | Plug, Male - Connector      |     |
| 20   | 1757250013  | 1   | Terminal, Male Connector    |     |
| 21   | 1757250012  | 1   | Plug, Connector             |     |
| 22   | 180316D1    | 1   | Plate                       |     |
| 23   | 180323D1    | 1   | Plate                       |     |
| 24   | 180320D1    | 1   | Cover                       |     |
| 25   | 08031200    | 1   | Lens, Site                  |     |
| 26   | 080321D1    | 1   | Seal                        |     |
| 27   | 180324D1    | 1   | Cover                       |     |
| 28   | 16774800    | 35  | Terminal                    |     |
| 29   | 1757260001  | 3   | Holder, Fuse                |     |
| 30   | 1757260006  | 6   | Terminal                    |     |
| 31   | 1757260007  | 6   | Seal, Terminal              |     |
| 32   | 16947700    | 1   | Connector Assembly          |     |
| 33   | 1776330003  | 2   | Relay,12V Tyco Connector    |     |
| 34   | 1776330004  | 2   | Connector                   |     |
| 35   | 1776330005  | 8   | Seal, Terminal              |     |
| 36   | 1776330007  | 8   | Terminal                    |     |
| 37   | 1803220002  | 1   | Cell, Lithium               |     |
| 38   | 2781020012  | 1   | Relay                       |     |
| 39   | 2781020014  | 1   | Fuse 400A                   |     |
| 40   | 2781020017  | 1   | Module, BMS Master Mid      |     |
| 41   | 2781020003  | 5   | Rivet, Copper               |     |
| 42   | 2781020004  | 5   | Rivet, Copper               |     |
| 43   | 2781020005  | 1   | Cell, Lithium (2 Holes)     |     |
| 44   | 2781020006  | 1   | Cell, Lithium (4 Holes)     |     |
| 45   | 2781020007  | 1   | Plate, Connector            |     |
| 46   | 2781020008  | 1   | Plate, Connector            |     |
| 47   | 2781020010  | 1   | Heater,76V 100W             |     |

## SECTION 8 - ELECTRICAL

| ITEM | PART NUMBER | QTY | DESCRIPTION            | REV |
|------|-------------|-----|------------------------|-----|
| 48   | 2781020011  | 1   | Sensor, LEM            |     |
| 49   | 2781020013  | 1   | Sensor, Temperature    |     |
| 50   | 2781020015  | 1   | Fuse 1A                |     |
| 51   | 2781020021  | 1   | Connector - 26 Way     |     |
| 52   | 2781020020  | 1   | Connector - 34 Way     |     |
| 53   | 2781020019  | 1   | Connector - 34 Way     |     |
| 54   | 2781020022  | 1   | Pin, Male              |     |
| 55   | 2781020023  | 1   | Cap                    |     |
| 56   | 1803220003  | 1   | Module, BMS Slave Mid  |     |
| 61   | 1757250001  | 1   | Plug, 230V 16A         |     |
| 62   |             | Ref | Connector              |     |
| 63   |             | Ref | Plug, Male             |     |
| 64   |             | Ref | Connector - 4 Position |     |
| 101  | BR000300    | AR  | Washer M5              |     |
| 102  | BV004100    | AR  | Screw M5 x 16          |     |
| 103  | BD001100    | AR  | Nut M5                 |     |
| 104  | BR001500    | AR  | Washer M6              |     |
| 105  | BV003200    | AR  | Screw M6 x 45          |     |
| 106  | BV009400    | AR  | Screw M4 x 12          |     |
| 107  | BV017600    | AR  | Bolt M6 x 25           |     |
| 108  | BR005300    | AR  | Washer M6              |     |
| 109  | BV016300    | AR  | Capscrew M6 x 35       |     |
| 110  | BV002400    | AR  | Screw M4 x 8           |     |
| 111  | BR001700    | AR  | Washer M4              |     |
| 112  | BV002900    | AR  | Bolt M6 x 25           |     |
| 113  | BR001500    | AR  | Washer M6              |     |
| 114  | BV003300    | AR  | Bolt M6 x 20           |     |
| 115  | BV003400    | AR  | Bolt M6 x 16           |     |
| 116  | BV009700    | AR  | Screw                  |     |
| 117  | BV014900    | AR  | Capscrew M6 x 20       |     |

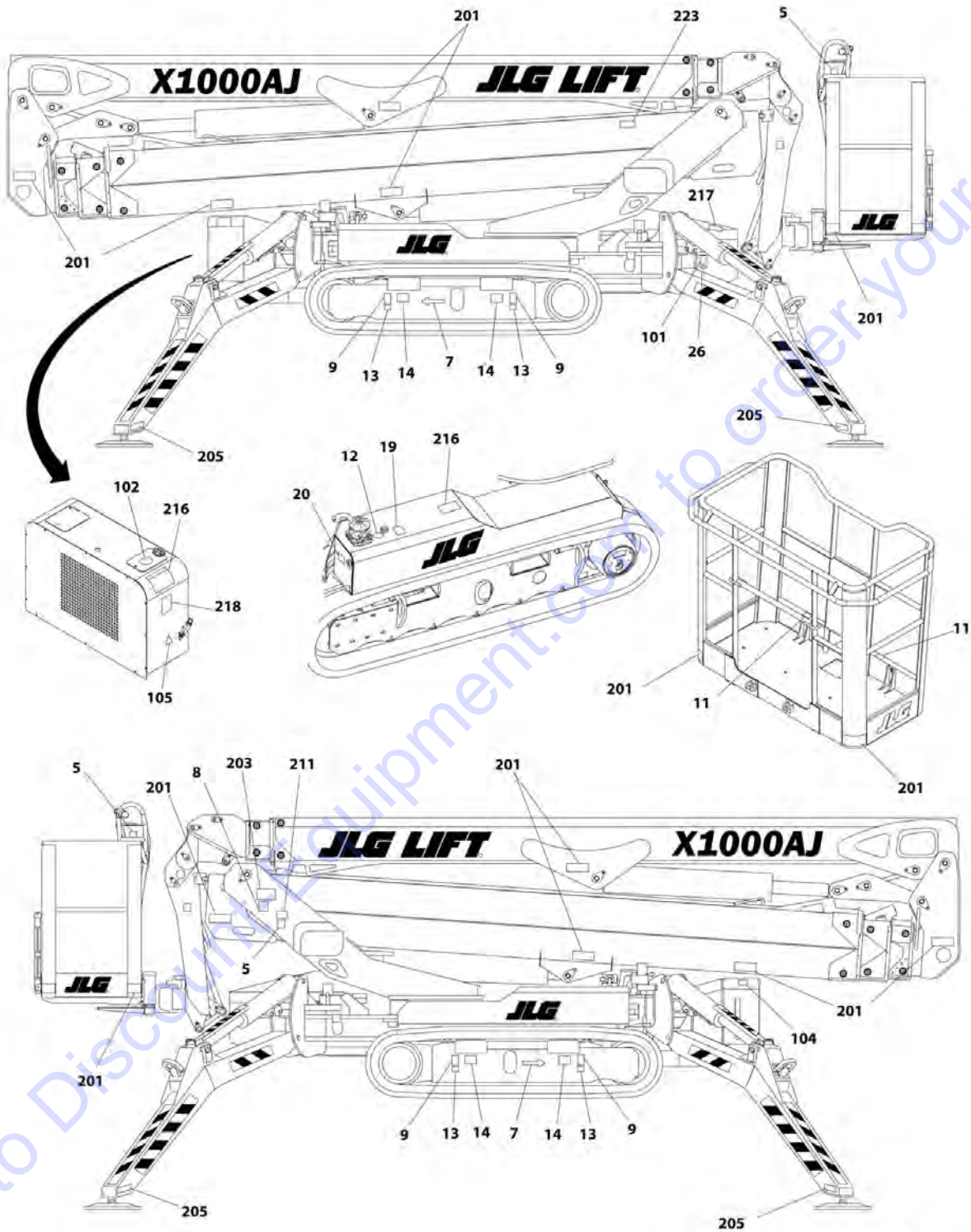


**SECTION 9 - DECALS**

Go to Discount-Equipment.com to order your parts

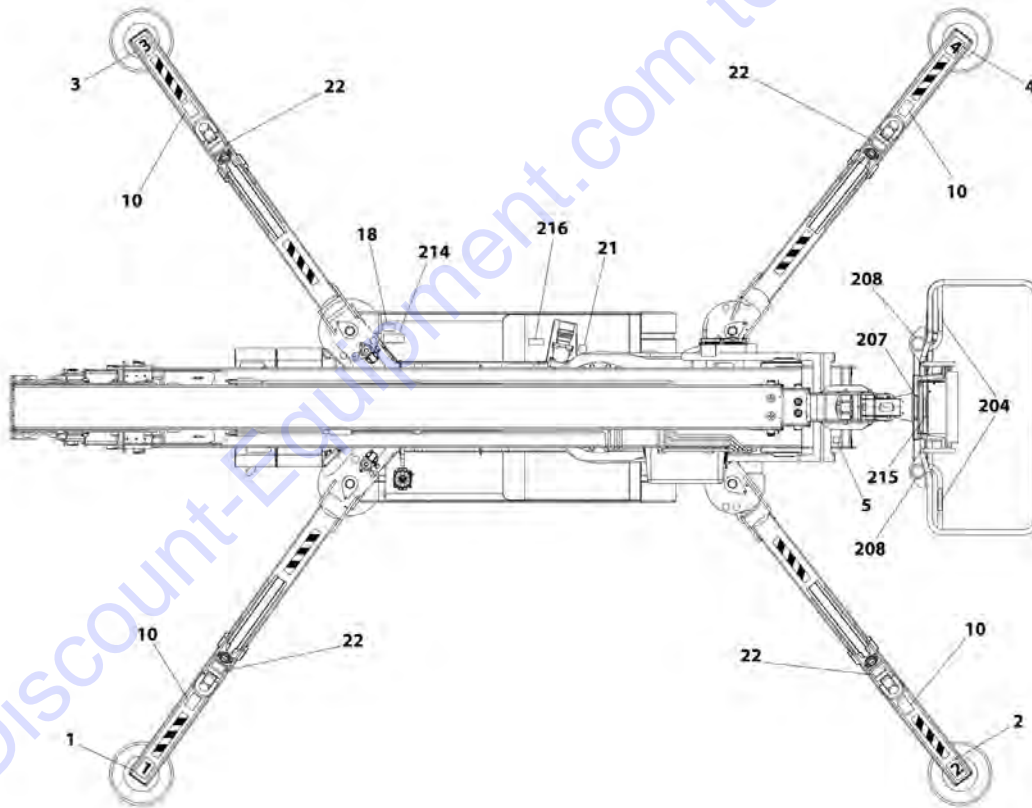
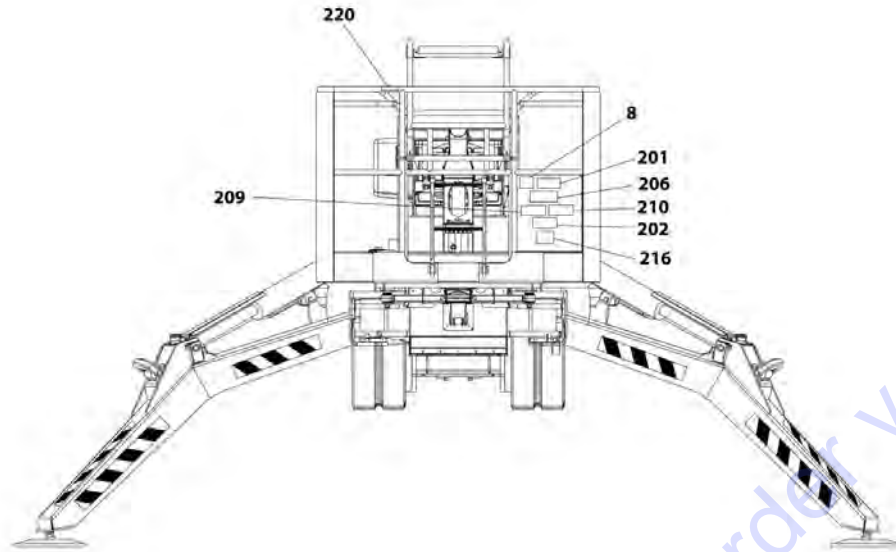
# SECTION 9 - DECALS

## FIGURE 9-1. LANGUAGE DECALS INSTALLATION - X1000AJ



ART\_09-01-00\_1

SECTION 9 - DECALS



ART\_09-01-00\_2

## SECTION 9 - DECALS

FIGURE 9-1. LANGUAGE DECALS INSTALLATION - X1000AJ

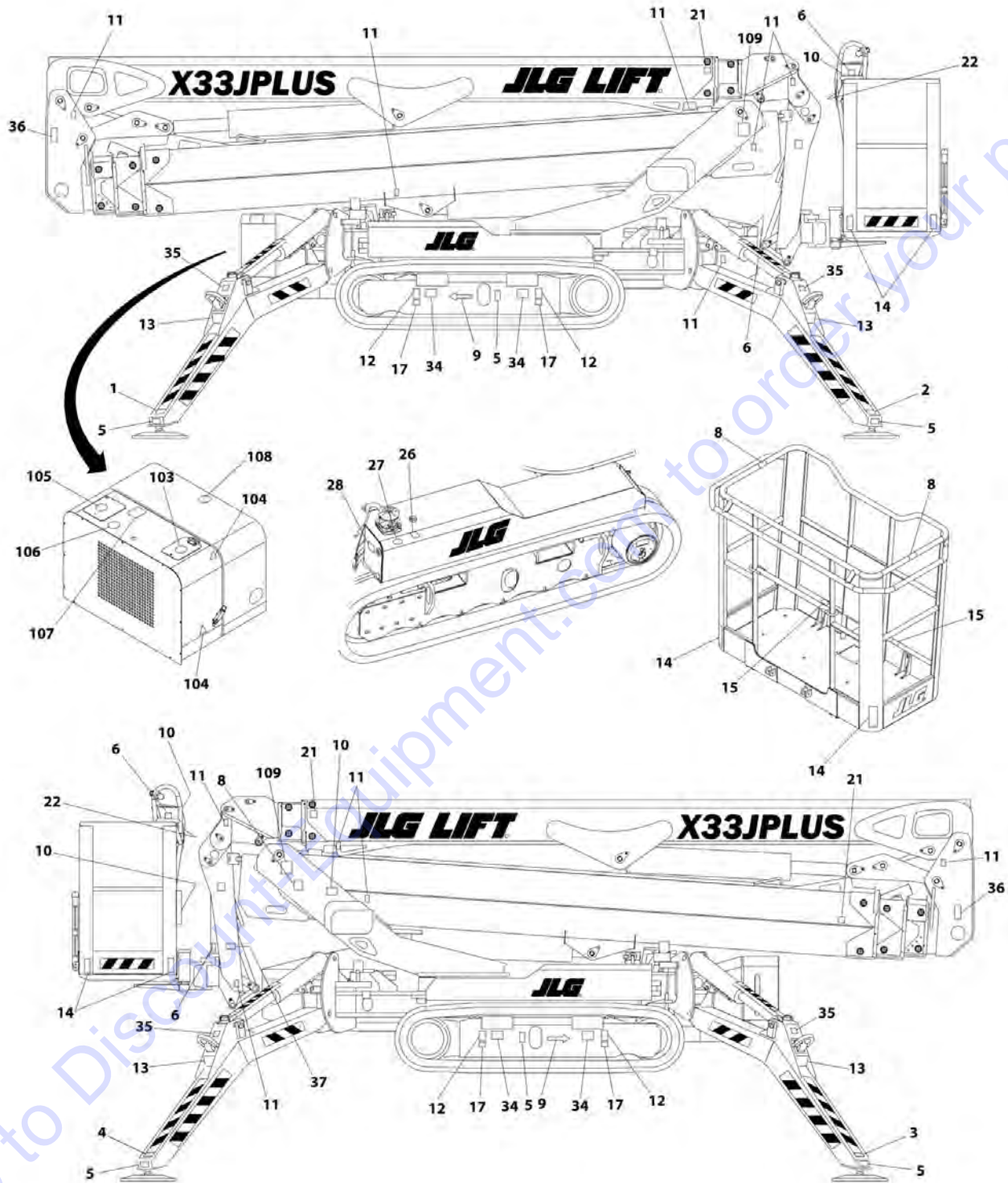
| ITEM | PART NUMBER | QTY | DESCRIPTION                               | REV |
|------|-------------|-----|---|-----|
|      |             | Ref | LANGUAGE DECALS INSTALLATION              | A   |
| 1    | 06555500    | 1   | Decal - Number 1                          |     |
| 2    | 06555600    | 1   | Decal - Number 2                          |     |
| 3    | 06555700    | 1   | Decal - Number 3                          |     |
| 4    | 06555800    | 1   | Decal - Number 4                          |     |
| 5    | 1001125483  | 6   | Decal - Pressure Wash                     |     |
| 7    | 06040500    | 2   | Decal - Directional Arrow                 |     |
| 8    | 1701640     | 1   | Decal - Manual                            |     |
| 9    | 1703814     | 4   | Decal - Tie Down                          |     |
| 10   | 07071200    | 4   | Decal - Lift                              |     |
| 11   | 1704277     | 2   | Decal - Lanyard Attach                    |     |
| 12   | 06164700    | 1   | Decal - Hydraulic Filter                  |     |
| 13   | 07056700    | 6   | Decal - No Lift                           |     |
| 14   | 07350300    | 4   | Decal - Forklift                          |     |
| 18   | 1702155     | 1   | Decal - Battery Disconnect                |     |
| 19   | 1701504     | 1   | Decal - Hydraulic Oil                     |     |
| 20   | 06165000    | 1   | Decal - Hydraulic Oil                     |     |
| 21   | 06136900    | 2   | Decal - Grease Points                     |     |
| 22   |             | Ref | Decal - Stabilizer                        |     |
| 23   | 07240300    | 1   | Decal - Remote Control Distant            |     |
| 24   | 1001228370  | 1   | Decal - CANADA: ICES-001                  |     |
| 25   | 1001223453  | 1   | Decal - CANADA: ICES-002                  |     |
| 26   | 1704125     | 1   | Decal - Air Lead                          |     |
| 101  | 07056300    | 5   | Decal - 220V - 50/60 Hz                   |     |
| 101  | 07056400    | 5   | Decal - 120V - 60 Hz                      |     |
| 102  | 06214200    | 1   | Decal - Coolant                           |     |
| 103  | 06060000    | 1   | Decal - Motor Oil N/S                     |     |
| 104  | 1701505     | 1   | Decal - Diesel Fuel                       |     |
| 105  | 06056300    | 2   | Decal - Warning                           |     |
| 201  | 07056100    | 14  | Decal - Warning                           |     |
| 202  | 1706387     | 1   | Decal - Warning                           |     |
| 203  | 1706099     | 1   | Decal - Warning                           |     |
| 204  | 1702868     | 2   | Decal - Caution                           |     |
| 205  | 07056200    | 8   | Decal - Warning                           |     |
| 206  | 1706386     | 1   | Decal - Warning                           |     |
| 207  | 07051100    | 1   | Decal - Warning                           |     |
| 208  | 07051000    | 2   | Decal - Warning                           |     |
| 209  | 1706133     | 1   | Decal - Warning                           |     |
| 210  | 07058700    | 1   | Decal - Warning                           |     |
| 211  | 072423GB    | 2   | Decal - Capacity                          |     |
| 214  | 1702901     | 1   | Decal - Manual Descent Instruction Inside |     |
| 215  | 3252347     | 1   | Decal - Warning                           |     |
| 216  | 1706128     | 5   | Decal - Danger                            |     |
| 217  | 1703813     | 1   | Decal - Warning N/S                       |     |
| 218  | 1704972     | 1   | Decal - Warning N/S                       |     |
| 220  | 1706385     | 1   | Decal - Warning                           |     |
| 221  | 1705514     | 1   | Decal - CSA N/S                           |     |
| 222  | 1706135     | 1   | Decal - Warning N/S                       |     |
| 223  | 076787GB    | 1   | Decal - Lever Controls                    |     |





# SECTION 9 - DECALS

## FIGURE 9-2. LANGUAGE DECALS INSTALLATION - X33JP



ART\_18038700\_1



## SECTION 9 - DECALS

FIGURE 9-2. LANGUAGE DECALS INSTALLATION - X33JP

| ITEM | PART NUMBER | QTY | DESCRIPTION                                    | REV |
|------|-------------|-----|--|-----|
|      | 18038700    | Ref | LANGUAGE DECALS INSTALLATION                   | A   |
| 1    | 06555500    | 1   | Decal - Number 1                               |     |
| 2    | 06555600    | 1   | Decal - Number 2                               |     |
| 3    | 06555700    | 1   | Decal - Number 3                               |     |
| 4    | 06555800    | 1   | Decal - Number 4                               |     |
| 5    | 06041200    | 6   | Decal - Crushing                               |     |
| 6    | 1001125483  | 8   | Decal - Pressure Wash                          |     |
| 7    | 06923400    | 1   | Decal  |     |
| 8    | 1706493     | 2   | Drop Bar                                       |     |
| 9    | 06040500    | 2   | Decal - Directional Arrow                      |     |
| 10   | 06040900    | 5   | Decal - Manual                                 |     |
| 11   | 06041300    | 16  | Decal - Warning                                |     |
| 12   | 1703814     | 4   | Decal - Tie Down                               |     |
| 13   | 07071200    | 4   | Decal - Lift                                   |     |
| 14   | 06040300    | 1   | Decal - Warning                                |     |
| 15   | 1704277     | 1   | Decal - Lanyard Attach                         |     |
| 16   | 06136900    | 2   | Decal - Grease Points                          |     |
| 17   | 06311200    | 4   | Decal - No Lift                                |     |
| 18   | 08043400    | 1   | Decal - Platform Limit                         |     |
| 19   | 08042800    | 1   | Decal - Distributor Button (Upper) (Not Shown) |     |
| 20   | 08042900    | 1   | Decal - Distributor Button (Lower) (Not Shown) |     |
| 21   | 06704400    | 4   | Decal - Adjustment                             |     |
| 22   | 07240300    | 1   | Decal - Remote Control Distant                 |     |
| 23   | 07056800    | 1   | Decal - Emergency Descent                      |     |
| 24   | 06706500    | 3   | Decal - Platform Alignment                     |     |
| 25   | 1702155     | 2   | Decal - Battery Disconnect                     |     |
| 26   | 1701504     | 1   | Decal - Hydraulic Oil                          |     |
| 27   | 06164700    | 1   | Decal - Hydraulic Filter                       |     |
| 28   | 06165000    | 1   | Decal - Hydraulic Oil                          |     |
| 29   | 06448100    | 2   | Decal - Cap Replacement                        |     |
| 30   | 06448200    | 2   | Decal - Cap Replacement                        |     |
| 31   | 08042500    | 4   | Decal - Stabilizer Controls                    |     |
| 32   | 08042600    | 4   | Decal - POS                                    |     |
| 33   | 08042700    | 4   | Decal - POSM                                   |     |
| 34   | 07350300    | 4   | Decal - Forklift                               |     |
| 35   | 08043000    | 4   | Decal - Ground Reaction                        |     |
| 36   | 07058800    | 2   | Decal - Danger                                 |     |
| 37   | 1704125     | 1   | Decal - Air Lead                               |     |
| 38   | 08056100    | 1   | Decal - Stabilizer Control (Right Front)       |     |
| 39   | 08056200    | 1   | Decal - Stabilizer Control (Right Rear)        |     |
| 40   | 08061400    | 1   | Decal - Stabilizer Control (Left Rear)         |     |
| 41   | 08061300    | 1   | Decal - Stabilizer Control (Left Front)        |     |
| 42   | 08061600    | 1   | Decal - Air and Water                          |     |
| 43   | 1705828     | 1   | Decal - Foot Switch                            |     |
| 101  | 07056300    | 1   | Decal - 220V - 50/60 Hz                        |     |
| 101  | 07056400    | 1   | Decal - 120V - 60 Hz                           |     |
| 102  | 08061500    | 5   | Decal - 400V                                   |     |
| 103  | 06214200    | 1   | Decal - Coolant                                |     |
| 104  | 06056300    | 2   | Decal - Warning                                |     |
| 105  | 06043900    | 1   | Decal - Carburante Diesel                      |     |

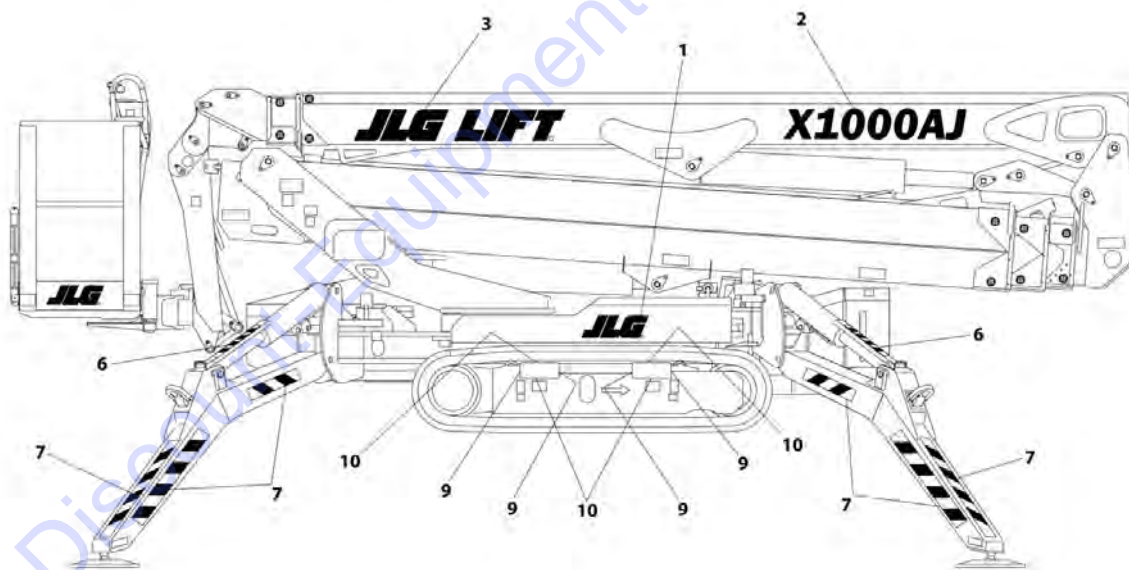
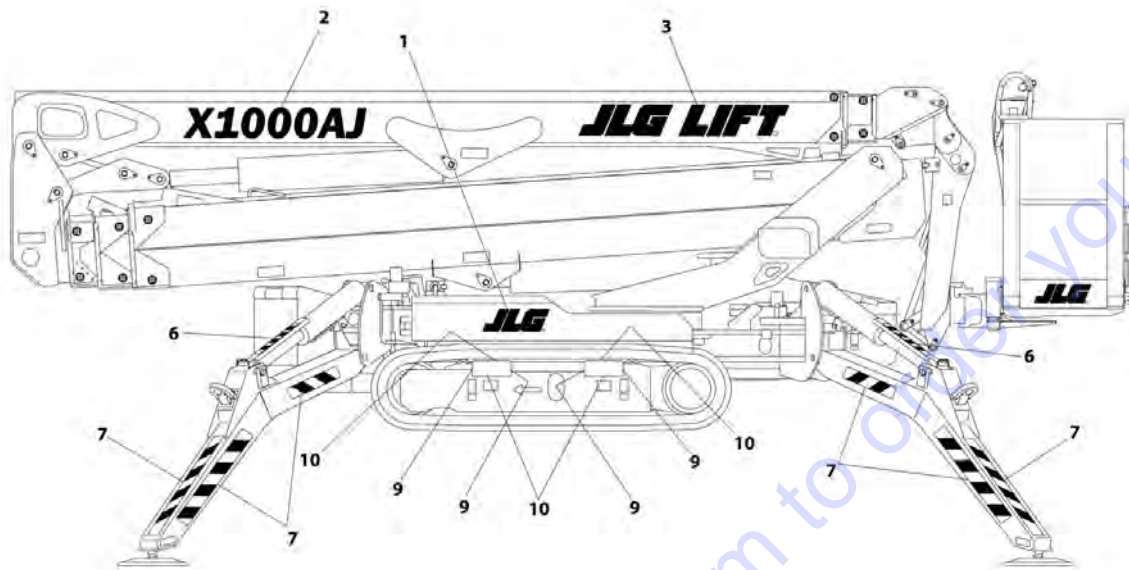
## SECTION 9 - DECALS

| ITEM | PART NUMBER | QTY | DESCRIPTION                       | REV |
|------|-------------|-----|-----------------------------------|-----|
| 106  | 06060000    | 1   | Decal - Motor Oil                 |     |
| 107  | 06227200    | 1   | Decal - Motor Oil                 |     |
| 108  | 06164600    | 2   | Decal - Filter                    |     |
| 109  | 07034200    | 2   | Decal - Noise                     |     |
| 201  |             | Ref | Decal - Warning Options:          |     |
| 201  |             | Ref | Decal - Warning (CE Specs)        |     |
| 201  |             | Ref | Decal - Warning (Finland Specs)   |     |
| 201  |             | Ref | Decal - Warning (Japanese Specs)  |     |
| 201  |             | Ref | Decal - Warning (Slovenian Specs) |     |
| 202  |             | Ref | Decal - Battery                   |     |
| 202  |             | Ref | Decal - Battery (CE Specs)        |     |
| 202  | 080432FI    | 1   | Decal - Battery (Finland Specs)   |     |
| 202  |             | Ref | Decal - Battery (Japanese Specs)  |     |
| 202  | 080432SL    | 1   | Decal - Battery (Slovenian Specs) |     |

Go to Discount-Equipment.com to order your parts

# SECTION 9 - DECALS

## FIGURE 9-3. COMMON DECALS INSTALLATION - X1000AJ



ART 09-02-00

## SECTION 9 - DECALS

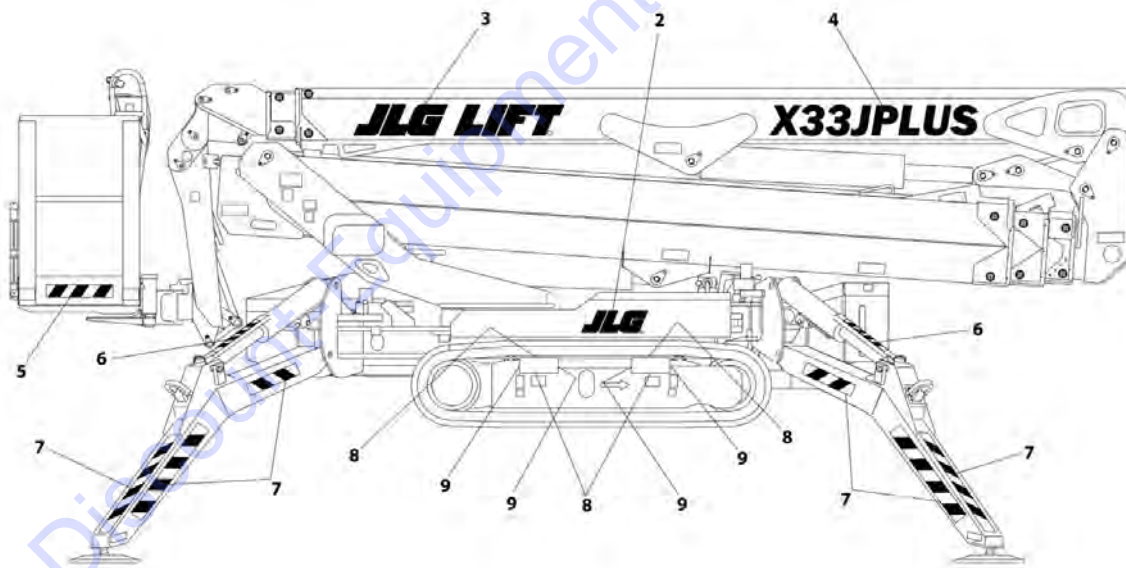
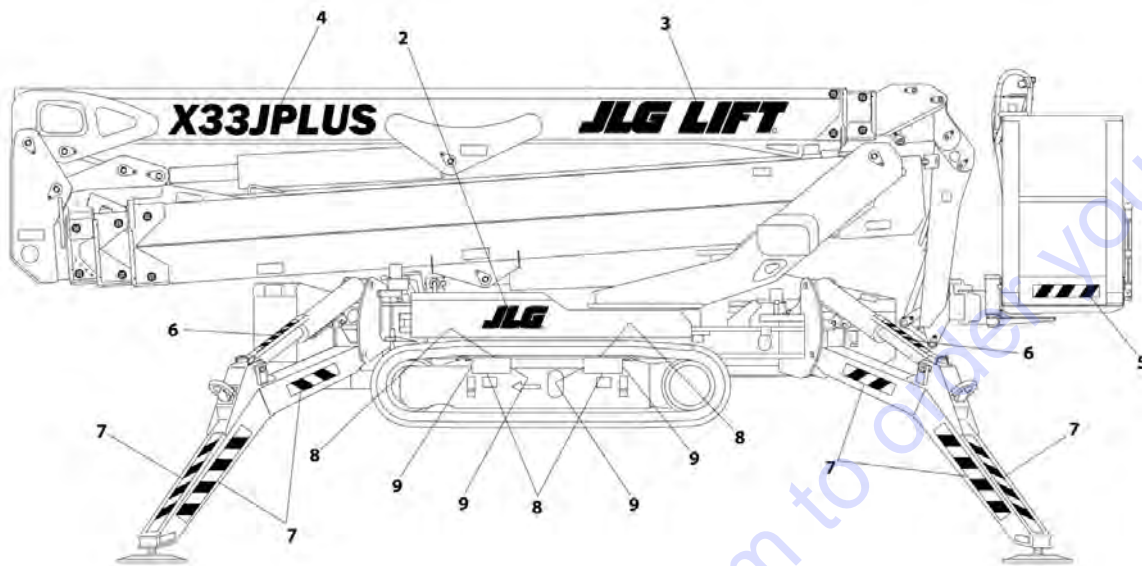
**FIGURE 9-3. COMMON DECALS INSTALLATION - X1000AJ**

| ITEM | PART NUMBER | QTY | DESCRIPTION                | REV |
|------|-------------|-----|----------------------------|-----|
|      |             | Ref | COMMON DECAL INSTALLATION  | A   |
| 1    | 07060500    | 2   | Decal - JLG                |     |
| 2    | 08014500    | 2   | Decal - Model X1000AJ      |     |
| 3    | 08042000    | 1   | Decal - JLG Lift           |     |
| 6    | 06039900    | 4   | Decal - Safety (Red/White) |     |
| 7    | 06039700    | 20  | Decal - Safety (Red/White) |     |
| 9    | 07268300    | 8   | Decal - Lifting Forks      |     |
| 10   | 07268400    | 8   | Decal - Lifting Forks      |     |

Go to Discount-Equipment.com to order your parts

# SECTION 9 - DECALS

## FIGURE 9-4. COMMON DECALS INSTALLATION - X33JP



ART. 18038600

## SECTION 9 - DECALS

**FIGURE 9-4. COMMON DECALS INSTALLATION - X33JP**

| ITEM | PART NUMBER | QTY | DESCRIPTION                | REV |
|------|-------------|-----|----------------------------|-----|
|      |             | Ref | COMMON DECAL INSTALLATION  | A   |
| 2    | 07060500    | 2   | Decal - JLG                |     |
| 3    | 08042000    | 1   | Decal - JLG Lift           |     |
| 4    | 08038500    | 2   | Decal - Model X33JP        |     |
| 5    | 06086700    | 2   | Decal - Safety (Red/White) |     |
| 6    | 06039900    | 4   | Decal - Safety (Red/White) |     |
| 7    | 06039700    | 20  | Decal - Safety (Red/White) |     |
| 8    | 07268400    | 8   | Decal - Attention          |     |
| 9    | 07268300    | 8   | Decal - Attention          |     |

Go to Discount-Equipment.com to order your parts





**SECTION 10 - RECOMMENDED SERVICE PARTS STOCK**

**SECTION 10 - RECOMMENDED SERVICE PARTS STOCK**

Go to Discount-Equipment.com to order your parts

## SECTION 10 - RECOMMENDED SERVICE PARTS STOCK

FIGURE 10-1. RECOMMENDED SERVICE PARTS STOCK

| ITEM | PART NUMBER  | QTY | DESCRIPTION  | REV |
|------|--------------|-----|--|-----|
|      |              | Ref | Note: The following list will service one machine (built to current production per date on the front cover) with emergency repair parts which can be installed in the field. Parts from the list should be replaced when inventory is depleted to keep service parts stock supplied. For further information, go to <a href="http://Discount-equipment.com">Discount-equipment.com</a> |     |
|      |              | Ref | STANDARD PARTS   |     |
|      | 2743370001   | 1   | Cartridge, Hydraulic Oil Filter  |     |
|      | 1740420001   | 1   | Element, Fuel Filter   |     |
|      | 274941000201 | 1   | Element , Air Filter   |     |
|      | 2734250002   | 1   | Element, Engine Oil  |     |
|      | 27796800     | 1   | Switch, SkyGuard   |     |
|      | 1764260003   | 2   | Diode 20A  |     |
|      | 07359400     | 1   | Switch, Remote Emergency Stop  |     |
|      | 2646170008   | 1   | Switch, Emergency Button   |     |
|      | 2646170017   | 1   | Pad, Button  |     |
|      | 2683930001   | 1   | Switch, 3s Series  |     |
|      | 2683930002   | 1   | Key, Ignition  |     |
|      | 08027200     | 1   | Switch, Emergency Ground Activation  |     |
|      | 2694760001   | 2   | Fuse, 250a   |     |
|      | 05760900     | 2   | Fuse 10A   |     |
|      | 05760700     | 2   | Fuse, 5a   |     |
|      | 1776330003   | 1   | Relay, 12v Tyco Connector  |     |
|      | 2781020012   | 1   | Relay  |     |
|      | 2781020014   | 2   | Fuse 400A  |     |
|      | 2781020015   | 2   | Fuse 1A  |     |
|      |              | Ref | VARIABLE PARTS   |     |
|      | 17329500     | 1   | Switch, N/O Contact  |     |
|      | 27967000     | 1   | Module, Control (Ground Control)   |     |
|      | 1772950016   | 1   | Module, Control (Jib)  |     |
|      | 1772950015   | 1   | Footswitch   |     |
|      | 1679900012   | 1   | Switch/Sensor  |     |
|      | 1679900004   | 1   | Switch/Sensor  |     |
|      | 1772950018   | 1   | Module, Control (ECM)  |     |
|      | 17708000     | 1   | Inclinometer   |     |
|      | 1770740001   | 1   | Switch   |     |
|      | 04774900     | 1   | Switch, Battery Cut-Out  |     |
|      | 1556350063   | 1   | Breaker, Circuit   |     |
|      | 07827000     | 1   | Switch, Battery Disconnect   |     |
|      | 26429300     | 1   | Switch, Remote Control   |     |
|      | 2781020017   | 1   | Module, Control (BMS Master Mid)   |     |
|      | 2781020011   | 1   | Sensor, LEM  |     |
|      | 2781020013   | 1   | Sensor, Temperature  |     |
|      | 2781020018   | 1   | Module, Control (BMS Slave Mid)  |     |

**PART NUMBER INDEX**

Go to [Discount-Equipment.com](http://Discount-Equipment.com) to order your parts

# PART NUMBER INDEX

|                         |                        |                        |                     |
|-------------------------|------------------------|------------------------|---------------------|
| 03014400.....91         | 06555600..... 124, 128 | 07598900.....29        | 079146Y1.....53     |
| 04048100.....91         | 06555700..... 124, 128 | 07599800.....23        | 07914700.....53     |
| 04256300.....13         | 06555800..... 124, 128 | 07611000.....81        | 07914800.....55     |
| 042694C0.....11         | 06585900.....61        | 07635600.....29        | 07915000.....53     |
| 04707700.....103        | 06598500.....61        | 07639400.....23        | 07915200.....49     |
| 04774900.....111, 136   | 06639100.....111       | 07647100.....29        | 07915300.....49     |
| 04834500.....111        | 06665000.....61        | 076787GB.....124       | 07915800.....51     |
| 04845400.....91         | 06704400.....128       | 07680400.....19        | 07915900.....51     |
| 049219H2.....11         | 06706500.....128       | 07687300.....61        | 07916000.....51     |
| 05061800.....17         | 067808H2.....118       | 07690700.....61        | 07916400.....51     |
| 05093900.....83         | 06923400.....128       | 07693700.....21        | 07918000.....51     |
| 051705Y1.....17         | 07027100.....114       | 07751100.....61        | 07918100.....51     |
| 05427200.....21         | 07027200.....114       | 07764900.....91        | 079182Y1.....51     |
| 05442500.....19         | 07031800.....61        | 07765100.....71        | 07935800.....49     |
| 05442600.....19         | 07034200.....129       | 07765300.....67        | 07935900.....49     |
| 05444800.....111        | 07051000.....124       | 07765400.....65        | 079360Y1.....49     |
| 05475900.....61         | 07051100.....124       | 07765700.....57        | 079372H3.....49     |
| 05509900.....81         | 07052900.....61        | 07766500.....61        | 079373H3.....49     |
| 055629H3.....97         | 07056100.....124       | 07771500.....61        | 079376Y1.....57     |
| 05582600.....83         | 07056200.....124       | 077743H2.....19        | 079377Y1.....57     |
| 05611800.....17         | 07056300..... 124, 128 | 07796900.....61        | 079388Y1.....49     |
| 056187H3.....61         | 07056400..... 124, 128 | 07797000.....61        | 07946100.....69, 71 |
| 05643600.....61         | 07056700.....124       | 07827000..... 118, 136 | 079566Y1.....45     |
| 05656400.....17         | 07056800.....128       | 07844200.....111       | 079567Y1.....45     |
| 05689400.....29         | 07058700.....124       | 07867800.....21        | 07956900.....45     |
| 05760700..... 118, 136  | 07058800.....128       | 07894900.....23        | 07957000.....45     |
| 05760900..... 118, 136  | 07060500..... 131, 133 | 07901300.....57        | 07957100.....45     |
| 057684H2.....11         | 07071200..... 124, 128 | 07901400..... 57, 65   | 07959400.....99     |
| 05849000.....39, 57     | 07146400.....61        | 079021H2.....57        | 07959500.....87     |
| 058600H3.....61         | 07146500.....61        | 07902400.....57        | 07959600.....87     |
| 058832H3.....21         | 07189900.....19        | 07902500.....57        | 07959700.....99     |
| 05903300.....29         | 07190000.....21        | 07902600.....57        | 07959800.....81     |
| 06039700..... 131, 133  | 07190900.....61        | 07902700.....57        | 07959900.....97     |
| 06039900..... 131, 133  | 07192600.....61        | 07902800.....57        | 07960000.....81     |
| 06040300.....128        | 07192700.....61        | 07902900.....57        | 07960100.....97     |
| 06040500..... 124, 128  | 07193000.....61        | 07903000.....53        | 07962200.....43     |
| 06040900.....128        | 07239700.....61        | 07903100.....57        | 07962300.....43     |
| 06041200.....128        | 072398H3.....61        | 07903200.....53        | 07962400.....43     |
| 06041300.....128        | 07240300..... 124, 128 | 07903300.....55        | 079625Y1.....47     |
| 06043900.....128        | 072423GB.....124       | 07903400.....51        | 079626Y1.....47     |
| 06056300..... 124, 128  | 07246000.....51        | 07903500.....49        | 079627Y1.....47     |
| 06060000..... 124, 129  | 07268300..... 131, 133 | 07903600.....49        | 079628Y1.....43     |
| 06086700.....133        | 07268400..... 131, 133 | 07903700.....39        | 079629Y1.....43     |
| 06136900..... 124, 128  | 072787Y1.....55        | 07903800.....49        | 079630Y1.....43     |
| 06145700.....29         | 07343200..... 17, 19   | 07903900.....39        | 079631Y1.....43     |
| 06164600.....129        | 07343300..... 17, 19   | 07904000.....21        | 07964100.....43     |
| 06164700..... 124, 128  | 07343400..... 17, 19   | 07904100.....39        | 07964200.....47     |
| 06165000..... 124, 128  | 07350300..... 124, 128 | 07904200.....47        | 07964300.....47     |
| 06214200..... 124, 128  | 07359400..... 114, 136 | 07904300.....23        | 07964400.....43     |
| 06227200.....129        | 07359500.....114       | 07904400.....23        | 07964500.....43     |
| 062967Y1.....45         | 075287Y2.....49        | 07904500.....23        | 07965700.....13     |
| 06301200.....39, 41, 43 | 07541400.....29        | 07904600.....23        | 07965800.....45     |
| 06311200.....128        | 07541500.....29        | 07904700.....23        | 07967500.....43     |
| 06321200.....43         | 075692H2.....118       | 07906300.....49        | 079693Y1.....43     |
| 06418600.....61         | 075705H2.....19        | 079091Y1.....53        | 07969400.....43     |
| 064422Y1.....21         | 075716Y1.....27        | 079092Y1.....53        | 079712Y1.....41     |
| 064423Y1.....21         | 075717Y1.....27        | 079093Y1.....53        | 07971300.....41     |
| 06448100.....128        | 075718Y1.....27        | 07909400.....97        | 07971400.....41     |
| 06448200.....128        | 075719Y1.....27        | 079096Y1.....53        | 07971500.....41     |
| 064699Y1.....29         | 075720Y1.....27        | 07909700.....81        | 07971600.....41     |
| 064965Y1.....57         | 075778Y1.....29        | 07909800.....81        | 07971700.....41     |
| 064966Y1.....13, 57     | 07577900.....29        | 07909900.....97        | 07971800.....41     |
| 064968Y1.....49         | 07589400.....29        | 07910000.....97        | 07972200.....41     |
| 06551400.....29         | 075985Y1.....29        | 07912800.....51        | 079723H2.....11     |
| 06551600.....21         | 07598600.....29        | 07912900.....55        | 079726Y1.....39     |
| 06555500..... 124, 128  | 07598700.....29        | 07913000.....55        | 079748Y1.....39     |

## PART NUMBER INDEX

|               |        |               |     |               |          |                 |          |
|---------------|--------|---------------|-----|---------------|----------|-----------------|----------|
| 079755Y1..... | 47     | 080050Y1..... | 19  | 08019400..... | 91       | 080532H2.....   | 107      |
| 079756Y1..... | 47     | 08005400..... | 85  | 08019500..... | 91       | 08053700.....   | 49       |
| 07975700..... | 47     | 08005500..... | 85  | 08019600..... | 93       | 08053900.....   | 47       |
| 079758Y1..... | 47     | 08005600..... | 95  | 08019700..... | 93       | 08056100.....   | 128      |
| 07975900..... | 47     | 08005700..... | 95  | 08019800..... | 93       | 08056200.....   | 128      |
| 079760Y1..... | 47     | 08005800..... | 85  | 08019900..... | 93       | 08061300.....   | 128      |
| 079761Y1..... | 47     | 08005900..... | 85  | 08020000..... | 93       | 08061400.....   | 128      |
| 07976200..... | 47     | 08006000..... | 81  | 08020100..... | 93       | 08061500.....   | 128      |
| 07976300..... | 39     | 08006100..... | 81  | 08020200..... | 93       | 08061600.....   | 128      |
| 07976500..... | 97     | 08006200..... | 97  | 08020300..... | 93       | 1001125483..... | 124, 128 |
| 07976600..... | 97     | 08006300..... | 97  | 08020400..... | 83       | 1001223453..... | 124      |
| 07976700..... | 81     | 080067Y1..... | 91  | 08020500..... | 97       | 1001228370..... | 124      |
| 07976800..... | 81     | 080068Y1..... | 91  | 08020600..... | 97       | 1541150011..... | 73       |
| 07976900..... | 87     | 080070H2..... | 19  | 08020700..... | 81       | 1556350063..... | 111, 136 |
| 079770H3..... | 39     | 08007200..... | 17  | 08020800..... | 81       | 1585570005..... | 107      |
| 079771H3..... | 39     | 080073H2..... | 21  | 08020900..... | 99       | 16710000.....   | 43       |
| 07977200..... | 87     | 08007500..... | 101 | 08021000..... | 87       | 16774800.....   | 118      |
| 07977300..... | 99     | 08007600..... | 101 | 08021100..... | 87       | 1679900004..... | 109, 136 |
| 07977400..... | 99     | 080083H2..... | 57  | 08021200..... | 99       | 1679900012..... | 109, 136 |
| 079777H3..... | 39     | 080084H2..... | 57  | 08022300..... | 97       | 1690690001..... | 118      |
| 079778Y1..... | 47     | 080087Y1..... | 17  | 08022400..... | 97       | 1690690002..... | 118      |
| 07978000..... | 39     | 08008900..... | 91  | 08022500..... | 81       | 16947700.....   | 118      |
| 07980700..... | 23, 73 | 080101H3..... | 61  | 08022600..... | 81       | 1701504.....    | 124, 128 |
| 07980800..... | 17     | 08010800..... | 43  | 08023000..... | 103      | 1701505.....    | 124      |
| 079809H2..... | 23     | 08010900..... | 43  | 08023100..... | 97       | 1701640.....    | 124      |
| 079810H2..... | 23     | 080111Y1..... | 41  | 08023200..... | 91       | 1702155.....    | 124, 128 |
| 07981100..... | 23     | 080119Y1..... | 41  | 080235H2..... | 21       | 1702868.....    | 124      |
| 079821Y1..... | 23     | 080122H2..... | 17  | 08024100..... | 91       | 1702901.....    | 124      |
| 07982900..... | 17     | 080128Y2..... | 49  | 08024200..... | 91       | 1703813.....    | 124      |
| 079830Y1..... | 23     | 080129H2..... | 23  | 080271Y1..... | 29       | 1703814.....    | 124, 128 |
| 07983300..... | 47     | 080130H2..... | 23  | 08027200..... | 114, 136 | 1704125.....    | 124, 128 |
| 079834Y1..... | 47     | 08013100..... | 21  | 080274Y1..... | 21       | 1704277.....    | 124, 128 |
| 07983800..... | 41     | 08014500..... | 131 | 080275Y1..... | 21       | 1704972.....    | 124      |
| 079839Y1..... | 47     | 08016000..... | 97  | 08028800..... | 17       | 1705514.....    | 124      |
| 07984000..... | 47     | 08016100..... | 97  | 080301H2..... | 17       | 1705828.....    | 128      |
| 07984100..... | 47     | 08016200..... | 81  | 08031200..... | 118      | 1706099.....    | 124      |
| 07987700..... | 13     | 08016300..... | 81  | 080321D1..... | 118      | 1706128.....    | 124      |
| 079924Y1..... | 23     | 08016400..... | 97  | 08035500..... | 91       | 1706133.....    | 124      |
| 07992500..... | 91     | 08016500..... | 97  | 08035600..... | 91       | 1706135.....    | 124      |
| 07992600..... | 97     | 08016600..... | 97  | 08035700..... | 91       | 1706385.....    | 124      |
| 07992700..... | 97     | 08016700..... | 89  | 08035800..... | 91       | 1706386.....    | 124      |
| 07992800..... | 97     | 08016800..... | 89  | 08038500..... | 133      | 1706387.....    | 124      |
| 07992900..... | 91     | 08016900..... | 97  | 080390H2..... | 19       | 1706493.....    | 128      |
| 07993000..... | 103    | 08017000..... | 91  | 080391H2..... | 19       | 17162400.....   | 111      |
| 07993100..... | 103    | 08017100..... | 91  | 080395Y1..... | 19       | 17162500.....   | 111      |
| 07993200..... | 91     | 08017200..... | 91  | 080396Y1..... | 19       | 17235800.....   | 114      |
| 07993300..... | 97     | 08017300..... | 91  | 080397Y1..... | 19       | 1730720087..... | 107, 118 |
| 07993400..... | 97     | 08017400..... | 91  | 080401H2..... | 19       | 1730720088..... | 118      |
| 07993500..... | 91     | 08017500..... | 91  | 08042000..... | 131, 133 | 1730720098..... | 109, 118 |
| 07994100..... | 17     | 08017600..... | 99  | 08042500..... | 128      | 17329500.....   | 13, 136  |
| 079942Y1..... | 17     | 08017700..... | 99  | 08042600..... | 128      | 1739150023..... | 111      |
| 079946H2..... | 21     | 08017800..... | 87  | 08042700..... | 128      | 1739150025..... | 111      |
| 079947Y1..... | 21     | 08017900..... | 87  | 08042800..... | 128      | 17404200.....   | 29       |
| 079948H2..... | 21     | 08018000..... | 87  | 08042900..... | 128      | 1740420001..... | 29, 136  |
| 079952Y1..... | 91     | 08018100..... | 87  | 08043000..... | 128      | 17550700.....   | 114      |
| 079954Y2..... | 91     | 08018200..... | 83  | 080432FI..... | 129      | 17550800.....   | 114      |
| 079956H2..... | 17     | 08018300..... | 83  | 080432SL..... | 129      | 17569900.....   | 61       |
| 079957Y1..... | 47     | 08018400..... | 83  | 08043400..... | 128      | 1757250001..... | 111, 119 |
| 079958H2..... | 23     | 08018500..... | 83  | 08044500..... | 39       | 1757250007..... | 111      |
| 079962H2..... | 23     | 08018600..... | 83  | 08044900..... | 21       | 1757250009..... | 118      |
| 079970H2..... | 23     | 08018700..... | 103 | 08045000..... | 21       | 1757250010..... | 118      |
| 07998000..... | 47     | 08018800..... | 103 | 08045100..... | 21       | 1757250011..... | 118      |
| 079984Y1..... | 53     | 08018900..... | 103 | 08047000..... | 49       | 1757250012..... | 118      |
| 079985Y1..... | 53     | 08019000..... | 83  | 080479Y1..... | 39       | 1757250013..... | 118      |
| 07999000..... | 49     | 08019100..... | 83  | 080480Y1..... | 39       | 1757250023..... | 111      |
| 080010Y1..... | 21     | 08019200..... | 97  | 080487H2..... | 107      | 1757260001..... | 118      |
| 08001500..... | 87     | 08019300..... | 91  | 080488H2..... | 107      | 1757260006..... | 118      |

# PART NUMBER INDEX

|                  |          |                 |          |                   |            |                 |            |
|------------------|----------|-----------------|----------|-------------------|------------|-----------------|------------|
| 1757260007.....  | 118      | 179842H2.....   | 17       | 2734250013.....   | 31         | 27900800.....   | 91         |
| 1757260008.....  | 111      | 179908J2.....   | 17       | 27396100.....     | 111        | 279020H2.....   | 57         |
| 17572600081..... | 111      | 17999600.....   | 39       | 27433700.....     | 17         | 279101H3.....   | 27, 33, 35 |
| 17604200.....    | 118      | 18000200.....   | 39       | 2743370001.....   | 17, 136    | 27920500.....   | 109        |
| 1764260003.....  | 111, 136 | 18000600.....   | 39       | 2749410001.....   | 29         | 27920700.....   | 111        |
| 17669800.....    | 107      | 18003300.....   | 21       | 2749410002.....   | 29         | 27933000.....   | 107        |
| 176908H2.....    | 11       | 18005200.....   | 91       | 274941000201..... | 29, 136    | 27949900.....   | 53         |
| 1770740001.....  | 111, 136 | 180268H2.....   | 19       | 2749410003.....   | 31         | 279508H2.....   | 21         |
| 17708000.....    | 111, 136 | 180270Y1.....   | 29       | 2749410004.....   | 31         | 27956800.....   | 45         |
| 1772950015.....  | 107, 136 | 180316D1.....   | 118      | 2749410005.....   | 31         | 27967000.....   | 21, 136    |
| 1772950016.....  | 107, 136 | 180320D1.....   | 118      | 27554600.....     | 29         | 27981200.....   | 97         |
| 1772950017.....  | 111      | 18032200.....   | 118      | 27598400.....     | 29         | 27997100.....   | 21         |
| 1772950018.....  | 111, 136 | 1803220002..... | 118      | 27598800.....     | 29         | 280051H2.....   | 21         |
| 1772950021.....  | 111      | 1803220003..... | 119      | 27602400.....     | 29         | 28008100.....   | 33         |
| 1776330003.....  | 118, 136 | 1803220004..... | 118      | 27796800.....     | 61, 136    | 28008200.....   | 107        |
| 1776330004.....  | 118      | 180323D1.....   | 118      | 2781020003.....   | 118        | 2800860002..... | 33         |
| 1776330005.....  | 118      | 180324D1.....   | 118      | 2781020004.....   | 118        | 2800860003..... | 33, 35     |
| 1776330007.....  | 118      | 18038700.....   | 128      | 2781020005.....   | 118        | 2800860004..... | 33, 35     |
| 17768100.....    | 61       | 18041700.....   | 111      | 2781020006.....   | 118        | 280086Y1.....   | 33         |
| 17822300.....    | 91       | 18044600.....   | 57       | 2781020007.....   | 118        | 280086Y101..... | 33, 35     |
| 178235J2.....    | 57       | 256263H3.....   | 11       | 2781020008.....   | 118        | 28010200.....   | 35         |
| 17866900.....    | 11       | 256453H2.....   | 11       | 2781020010.....   | 118        | 28012100.....   | 27         |
| 17872800.....    | 111      | 25731300.....   | 17       | 2781020011.....   | 119, 136   | 28012700.....   | 114        |
| 1787280001.....  | 109      | 25779900.....   | 29       | 2781020012.....   | 118, 136   | 28032600.....   | 118        |
| 1787280002.....  | 109      | 2632920007..... | 111      | 2781020013.....   | 119, 136   | 28041900.....   | 19         |
| 1787280003.....  | 111      | 2632920008..... | 111      | 2781020014.....   | 118, 136   | 2804570001..... | 35         |
| 1787280004.....  | 111      | 26429300.....   | 118, 136 | 2781020015.....   | 119, 136   | 280457Y1.....   | 35         |
| 1787280005.....  | 111      | 2646170003..... | 114      | 2781020017.....   | 118, 136   | 28055100.....   | 27         |
| 1787280006.....  | 111      | 2646170007..... | 114      | 2781020018.....   | 136        | 3252347.....    | 124        |
| 1787280007.....  | 111      | 2646170008..... | 114, 136 | 2781020019.....   | 119        | 36585800.....   | 61         |
| 1787280009.....  | 111      | 2646170009..... | 114      | 2781020020.....   | 119        | 376018H2.....   | 23         |
| 1787280010.....  | 111      | 2646170010..... | 114      | 2781020021.....   | 119        | 37609800.....   | 61         |
| 1787280011.....  | 111      | 2646170012..... | 114      | 2781020022.....   | 119        | 377661H2.....   | 61         |
| 1787280012.....  | 111      | 2646170013..... | 114      | 2781020023.....   | 119        | 378212H2.....   | 13         |
| 1787280013.....  | 111      | 2646170014..... | 114      | 2782020002.....   | 77         | 378800H2.....   | 57         |
| 17873000.....    | 118      | 2646170017..... | 114, 136 | 278202H2.....     | 77, 101    | 378805H2.....   | 57         |
| 1787310001.....  | 107      | 2646170024..... | 114      | 278202H201.....   | 77         | 378806H2.....   | 57         |
| 1787310002.....  | 107      | 2646170025..... | 114      | 2782030002.....   | 75         | 378809H2.....   | 61         |
| 1787310003.....  | 107      | 2646170026..... | 114      | 2782030003.....   | 75         | 378814H2.....   | 61         |
| 1787310004.....  | 107      | 2646170027..... | 114      | 278203H2.....     | 75, 99     | 379060J2.....   | 49, 53     |
| 1787310005.....  | 109      | 2646170030..... | 114      | 278203H201.....   | 75         | 379176J2.....   | 49, 51     |
| 1787310006.....  | 109      | 2646170032..... | 114      | 2782060002.....   | 71         | 379387Y1.....   | 49         |
| 1787310007.....  | 109      | 26551500.....   | 29       | 2782060003.....   | 71         | 379392Y1.....   | 49         |
| 1787310008.....  | 109      | 26582800.....   | 111      | 278206H2.....     | 71, 89     | 379547J1.....   | 39, 45     |
| 1787310009.....  | 109      | 2683930001..... | 114, 136 | 278206H201.....   | 71         | 379561J1.....   | 39, 43     |
| 1787310010.....  | 109      | 2683930002..... | 114, 136 | 2782070001.....   | 69, 77     | 379562H3.....   | 45         |
| 1787310011.....  | 109      | 2694760001..... | 118, 136 | 2782070002.....   | 69         | 379572H2.....   | 49         |
| 1787310012.....  | 109      | 26947900.....   | 118      | 278207H2.....     | 69, 87     | 379581H2.....   | 49         |
| 1787310013.....  | 109      | 26964400.....   | 91       | 278207H201.....   | 69         | 379632Y1.....   | 43         |
| 1787310014.....  | 109      | 27005200.....   | 114      | 2782080002.....   | 67         | 379656H2.....   | 13         |
| 178796H2.....    | 57       | 27018000.....   | 27       | 2782080003.....   | 65, 67     | 379683H2.....   | 13         |
| 178820H2.....    | 57       | 2705540002..... | 73       | 2782080004.....   | 67         | 379684H2.....   | 13         |
| 178994H2.....    | 11       | 27073700.....   | 107      | 278208H2.....     | 57, 67, 85 | 379692Y1.....   | 43         |
| 17914400.....    | 55       | 27073800.....   | 107      | 278208H201.....   | 67         | 379706J1.....   | 39, 41     |
| 17917900.....    | 51       | 27073900.....   | 107      | 2782090002.....   | 65         | 37977500.....   | 97         |
| 17918700.....    | 49       | 27074000.....   | 111      | 278209H2.....     | 65, 85     | 37977600.....   | 99         |
| 179337J1.....    | 49       | 27146200.....   | 61       | 278209H201.....   | 65         | 379781H2.....   | 21         |
| 17937100.....    | 49       | 27283000.....   | 114      | 2782100002.....   | 73         | 379861H2.....   | 19         |
| 179565Y1.....    | 45       | 2728300001..... | 114      | 278210H2.....     | 73, 93     | 379868H2.....   | 19         |
| 17963700.....    | 43       | 2734250001..... | 31       | 278210H201.....   | 73         | 379885H2.....   | 23         |
| 17964000.....    | 45       | 2734250002..... | 31, 136  | 278211H2.....     | 11         | 379892H2.....   | 23         |
| 17971900.....    | 41       | 2734250004..... | 31       | 2782190001.....   | 13         | 379893H2.....   | 23         |
| 179727J1.....    | 39       | 2734250007..... | 31       | 278219H2.....     | 13         | 379900H2.....   | 23         |
| 179793J2.....    | 23       | 2734250008..... | 31       | 27822000.....     | 97         | 379911J2.....   | 17         |
| 179813J2.....    | 17       | 2734250009..... | 31       | 27822100.....     | 91         | 379920J2.....   | 17         |
| 179822H3.....    | 17       | 2734250010..... | 31       | 27822200.....     | 97         | 379923H2.....   | 23         |
| 17983500.....    | 47       | 2734250011..... | 31       | 27895200.....     | 61         | 379936H2.....   | 19         |

## PART NUMBER INDEX

|                |              |               |          |               |              |               |             |
|----------------|--------------|---------------|----------|---------------|--------------|---------------|-------------|
| 379943H2.....  | 19           | BR000200..... | 111      | BV001200..... | 29           | BV015400..... | 29          |
| 379961H3.....  | 17           | BR000300..... | 107, 119 | BV002400..... | 107, 119     | BV016300..... | 119         |
| 380042H2.....  | 19           | BR000400..... | 29, 107  | BV002900..... | 107, 119     | BV017600..... | 119         |
| 380105H3.....  | 57           | BR000500..... | 29       | BV003200..... | 29, 107, 119 | RN000200..... | 91          |
| 380303Y1.....  | 49           | BR000600..... | 29       | BV003300..... | 119          | RN000400..... | 91, 97, 103 |
| 380392H2.....  | 19           | BR001300..... | 29       | BV003400..... | 119          | RN000500..... | 97          |
| BC002100.....  | 23           | BR001500..... | 29, 119  | BV004100..... | 119          | RN000600..... | 91          |
| BD000500.....  | 29           | BR001600..... | 29       | BV004200..... | 107          | RN000800..... | 91          |
| BD000700.....  | 29           | BR001700..... | 111, 119 | BV007000..... | 29           | RN003000..... | 91          |
| BD000900.....  | 29, 107      | BR002200..... | 29       | BV007600..... | 111          | RR000700..... | 91          |
| BD001100... .. | 29, 107, 119 | BR005300..... | 119      | BV009400..... | 111, 119     | RT000200..... | 103         |
| BD001200.....  | 111          | BS002200..... | 23       | BV009700..... | 119          |               |             |
| BD001500.....  | 29           | BV000700..... | 29       | BV010200..... | 111          |               |             |
| BR000100.....  | 29           | BV000800..... | 29       | BV014900..... | 119          |               |             |

Go to [Discount-Equipment.com](http://Discount-Equipment.com) to order your parts



# PARTS FINDER

**Search Website  
by Part Number**



**Search Manual  
Library For Parts  
Manual & Lookup Part  
Numbers – Purchase  
or Request Quote**

**Can't Find Part or  
Manual? Request Help  
by Manufacturer,  
Model & Description**

Discount-Equipment.com is your online resource for quality parts & equipment.

Florida: **561-964-4949** Outside Florida TOLL FREE: **877-690-3101**

## Need parts?

Click on this link: <http://www.discount-equipment.com/category/5443-parts/> and choose one of the options to help get the right parts and equipment you are looking for. Please have the machine model and serial number available in order to help us get you the correct parts. If you don't find the part on the website or on one of the online manuals, please fill out the request form and one of our experienced staff members will get back to you with a quote for the right part that your machine needs.

We sell worldwide for the brands: Genie, Terex, JLG, MultiQuip, Mikasa, Essick, Whiteman, Mayco, Toro Stone, Diamond Products, Generac Magnum, Airman, Haulotte, Barreto, Power Blanket, Nifty Lift, Atlas Copco, Chicago Pneumatic, Allmand, Miller Curber, Skyjack, Lull, Skytrak, Tsurumi, Husquvarna Target, Stow, Wacker, Sakai, Mi-T-M, Sullair, Basic, Dynapac, MBW, Weber, Bartell, Bennar Newman, Haulotte, Ditch Runner, Menegotti, Morrison, Contec, Buddy, Crown, Edco, Wyco, Bomag, Laymor, EZ Trench, Bil-Jax, F.S. Curtis, Gehl Pavers, Heli, Honda, ICS/PowerGrit, IHI, Partner, Imer, Clipper, MMD, Koshin, Rice, CH&E, General Equipment, Amida, Coleman, NAC, Gradall, Square Shooter, Kent, Stanley, Tamco, Toku, Hatz, Kohler, Robin, Wisconsin, Northrock, Oztec, Toker TK, Rol-Air, APT, Wylie, Ingersoll Rand / Doosan, Innovatech, Con X, Ammann, Mecalac, Makinex, Smith Surface Prep, Small Line, Wanco, Yanmar