



---

# ***Illustrated Parts Manual***

## ***Models***

**943**

SN 0160084858 to present including 0160083719, 0160083720 & 0160084650

**31211314**

January 18, 2019 - Rev D



# PARTS FINDER

**Search Website  
by Part Number**

**Discount  
Equipment**

Check out our new website for the latest in parts and equipment. We have a huge selection of parts and equipment for sale at a discount. We are the only website that has this information. We are the only website that has this information. We are the only website that has this information.

**Where Service Men Find Discounts!!!**

Enter your email address to receive our newsletter.

[Sign Up](#)

Enter your email address to receive our newsletter.

[Sign Up](#)

Enter your email address to receive our newsletter.

[Sign Up](#)

[Sign Up](#)

**FREE Shipping on Sales/Orders!**

[View More](#)

[View More](#)

[View More](#)

[View More](#)

[View More](#)

[View More](#)

[View More](#)

[View More](#)

[View More](#)

[View More](#)

[View More](#)

[View More](#)

[View More](#)

**Search Manual  
Library For Parts  
Manual & Lookup Part  
Numbers – Purchase  
or Request Quote**

**Search Manuals**

Please select a manufacturer and a model number to search for parts.

Brand	<input type="text"/>
Model	<input type="text"/>
Year	<input type="text"/>
Serial	<input type="text"/>
Part Number	<input type="text"/>
Part Description	<input type="text"/>
Part Quantity	<input type="text"/>
Part Unit	<input type="text"/>
Part Price	<input type="text"/>
Part Tax	<input type="text"/>
Part Total	<input type="text"/>
Part Status	<input type="text"/>
Part Action	<input type="text"/>
Part Search	<input type="text"/>
Part Results	<input type="text"/>
Part Total	<input type="text"/>
Part Tax	<input type="text"/>
Part Total	<input type="text"/>
Part Status	<input type="text"/>
Part Action	<input type="text"/>
Part Search	<input type="text"/>
Part Results	<input type="text"/>
Part Total	<input type="text"/>
Part Tax	<input type="text"/>
Part Total	<input type="text"/>
Part Status	<input type="text"/>
Part Action	<input type="text"/>
Part Search	<input type="text"/>
Part Results	<input type="text"/>
Part Total	<input type="text"/>
Part Tax	<input type="text"/>
Part Total	<input type="text"/>
Part Status	<input type="text"/>
Part Action	<input type="text"/>
Part Search	<input type="text"/>
Part Results	<input type="text"/>
Part Total	<input type="text"/>
Part Tax	<input type="text"/>
Part Total	<input type="text"/>
Part Status	<input type="text"/>
Part Action	<input type="text"/>
Part Search	<input type="text"/>
Part Results	<input type="text"/>
Part Total	<input type="text"/>
Part Tax	<input type="text"/>
Part Total	<input type="text"/>
Part Status	<input type="text"/>
Part Action	<input type="text"/>
Part Search	<input type="text"/>
Part Results	<input type="text"/>
Part Total	<input type="text"/>
Part Tax	<input type="text"/>
Part Total	<input type="text"/>
Part Status	<input type="text"/>
Part Action	<input type="text"/>
Part Search	<input type="text"/>
Part Results	<input type="text"/>
Part Total	<input type="text"/>
Part Tax	<input type="text"/>
Part Total	<input type="text"/>
Part Status	<input type="text"/>
Part Action	<input type="text"/>
Part Search	<input type="text"/>
Part Results	<input type="text"/>
Part Total	<input type="text"/>
Part Tax	<input type="text"/>
Part Total	<input type="text"/>
Part Status	<input type="text"/>
Part Action	<input type="text"/>
Part Search	<input type="text"/>
Part Results	<input type="text"/>
Part Total	<input type="text"/>
Part Tax	<input type="text"/>
Part Total	<input type="text"/>
Part Status	<input type="text"/>
Part Action	<input type="text"/>
Part Search	<input type="text"/>
Part Results	<input type="text"/>
Part Total	<input type="text"/>
Part Tax	<input type="text"/>
Part Total	<input type="text"/>
Part Status	<input type="text"/>
Part Action	<input type="text"/>
Part Search	<input type="text"/>
Part Results	<input type="text"/>
Part Total	<input type="text"/>
Part Tax	<input type="text"/>
Part Total	<input type="text"/>
Part Status	<input type="text"/>
Part Action	<input type="text"/>
Part Search	<input type="text"/>
Part Results	<input type="text"/>
Part Total	<input type="text"/>
Part Tax	<input type="text"/>
Part Total	<input type="text"/>
Part Status	<input type="text"/>
Part Action	<input type="text"/>
Part Search	<input type="text"/>
Part Results	<input type="text"/>
Part Total	<input type="text"/>
Part Tax	<input type="text"/>
Part Total	<input type="text"/>
Part Status	<input type="text"/>
Part Action	<input type="text"/>

Discount-Equipment.com is your online resource for quality parts & equipment.

Florida: 561-964-4949 Outside Florida TOLL FREE: 877-690-3101

## Need parts?

Click on this link: <http://www.discount-equipment.com/category/5443-parts/> and choose one of the options to help get the right parts and equipment you are looking for. Please have the machine model and serial number available in order to help us get you the correct parts. If you don't find the part on the website or on one of the online manuals, please fill out the request form and one of our experienced staff members will get back to you with a quote for the right part that your machine needs.

We sell worldwide for the brands: Genie, Terex, JLG, MultiQuip, Mikasa, Essick, Whiteman, Mayco, Toro Stone, Diamond Products, Generac Magnum, Airman, Haulotte, Barreto, Power Blanket, Nifty Lift, Atlas Copco, Chicago Pneumatic, Allmand, Miller Curber, Skyjack, Lull, Skytrak, Tsurumi, Husquvarna Target, Stow, Wacker, Sakai, Mi-T-M, Sullair, Basic, Dynapac, MBW, Weber, Bartell, Bennar Newman, Haulotte, Ditch Runner, Menegotti, Morrison, Contec, Buddy, Crown, Edco, Wyco, Bomag, Laymor, EZ Trench, Bil-Jax, F.S. Curtis, Gehl Pavers, Heli, Honda, ICS/PowerGrit, IHI, Partner, Imer, Clipper, MMD, Koshin, Rice, CH&E, General Equipment ,Amida, Coleman, NAC, Gradall, Square Shooter, Kent, Stanley, Tamco, Toku, Hatz, Kohler, Robin, Wisconsin, Northrock, Oztec, Toker TK, Rol-Air, APT, Wylie, Ingersoll Rand / Doosan, Innovatech, Con X, Ammann, Mecalac, Makinex, Smith Surface Prep, Small Line, Wanco, Yanmar



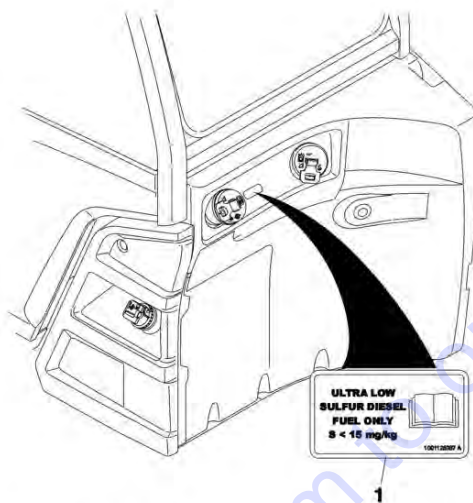


## EFFECTIVITY PAGE

April 6, 2018 - A - Original Issue of Manual  
July 18, 2018 - B - Revised Manual  
October 31, 2018 - C - Revised Manual  
January 18, 2019 - D - Revised Manual

Go to Discount-Equipment.com to order your parts

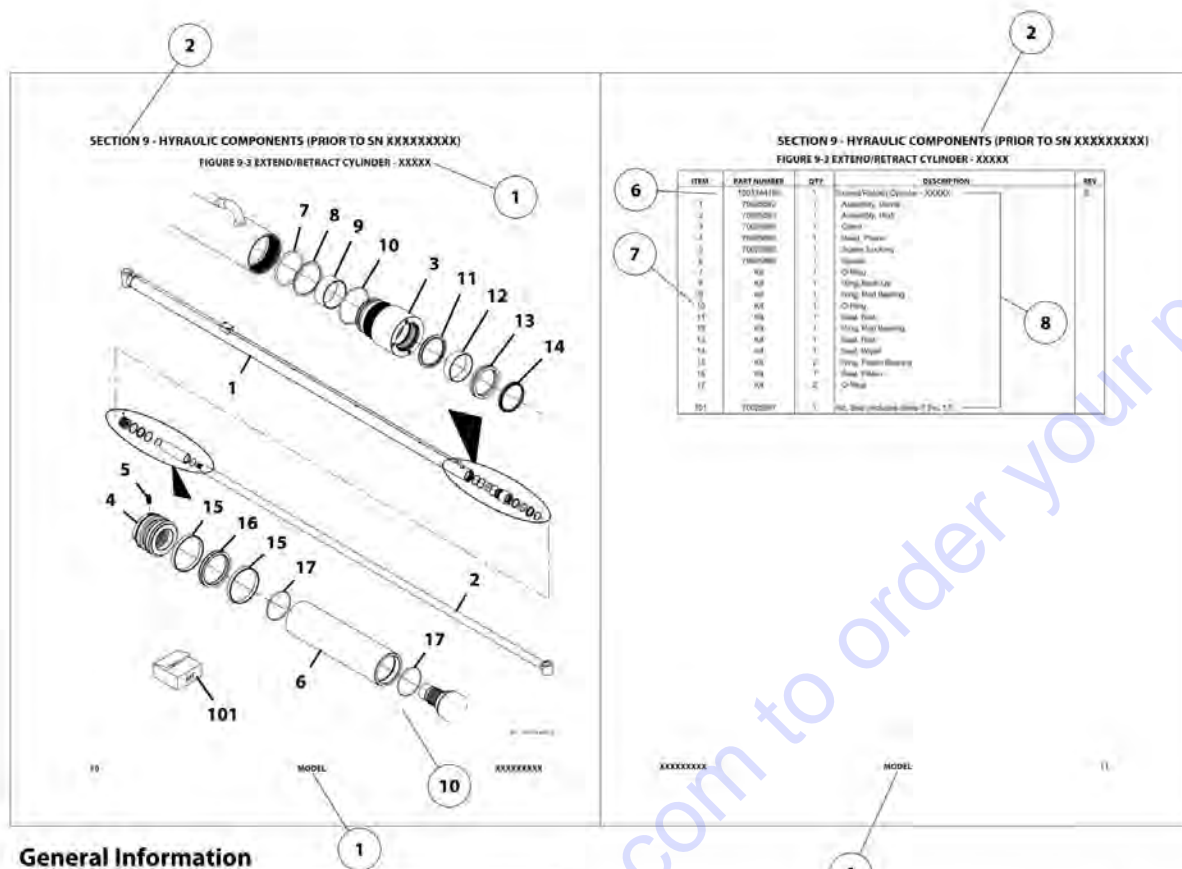
## Machine Configuration



Two configurations of each machine are included in this manual. Determine if machine is equipped with Ultra Low Sulfur Fuel Decal (1).

If equipped with the Ultra Low Sulfur decal, all specific references to this machine configuration will be referred to as Ultra Low Sulfur (ULS) from this point forward.

If not equipped with the Ultra Low Sulfur decal, all specific references to this machine configuration will be referred to as Low Sulfur (LS) from this point forward.



## General Information

### 1. MACHINE IDENTIFICATION

Machines are identified by model and in some cases a combination of model, serial number (S/N) or regional standard (e.g. ANSI, CE, CSA, AUS). Components may also be identified by S/N or manufacturer. Common components that may be identified by these characteristics are attachments, engine, transmission and hydraulic components.

### 2. PARTS MANUAL ORGANIZATION

Product information in this manual is organized under section titles. Frame, Engine and Electrical are a few examples. Each section is organized by Figure and page number. The information within the Figure is then organized by item number, part number, description and corresponding illustration(s).

### 3. TABLE OF CONTENTS

A table of contents (TOC) is found toward the beginning of the manual. Figure number, description and page number are provided for quick reference to the page containing the related information.

### 4. RECOMMENDED SPARE PARTS

The Recommended Spare Parts, located near the end of the manual, references most frequently used maintenance parts.

### 5. PARTS NUMBER INDEX

A numerical index listing all part numbers and the corresponding page number(s) appears at the back of the manual.

### 6. NON-SERVICED PARTS

In some instances it is necessary to display non-serviced parts, assemblies or installations. In the case of assemblies and installations there will be a Ref in the QTY column and a note after the item description stating what is available for service within. In the case of parts that are not available for service within assemblies or components there will be a NSS (Not Sold Separately) listed in the part number column of the manual.

### 7. PARTS LIST ITEM NUMBERS

Numbers shown in the Item column correspond to numbers used in the associated illustration(s). Item numbers which are missing from sequence and are not shown in the illustration(s) are not used on that page.

### 8. INDENTED PART DESCRIPTION

An indented part description is included in the item under which it is indented.

## 9. ABBREVIATIONS AND SYMBOLS

AC	Alternating Current
A/C	Air Conditioning
ADE	Advanced Design Electronics
AG	Agriculture
AMP	Amperage
ANSI	American National Standards Institute
AR	As Required
ASSY	Assembly
AUS	Australia
AUX	Auxiliary
AWG	American Wire Gauge
CAC	Charge Air Cooler
CE	European Conformity
CM	Centimeter
CONST	Construction
CSA	Canadian Standards Association
DEF	Diesel Exhaust Fluid
DIA	Diameter
DC	Direct Current
DTZ	Decentralized Transmission Zeros
ECU	Electronic Control Unit
EMS	Emergency Stop
FNR	Forward Neutral Reverse
FT	Foot
GA	Gauge
GR	Grade
HBP	High Boom Pivot
HHP	High Horse Power
HOC	Hydraulic Oil Cooler
HVAC	Heating, Ventilating, and Air Conditioning
ID	Inside Diameter
IN	Inch
ISO	International Organization for Standards
ITSDF	Industrial Truck Standards Development Foundation
JIC	Joint Industry Council
KG	Kilogram
KW	Kilowatt
L	Liter

LB	Pound
LBP	Low Boom Pivot
LCD	Liquid Crystal Display
LED	Light Emitting Diode
LH	Left Hand
LHD	Left Hand Drive
LHP	Low Horse Power
LMIS	Load Management Indicator System
LS	Low Sulfur
LSI	Load Stability Indicator
LSS	Load Sensing System
M <sup>3</sup>	Cubic Meter
MA	Milliamp
M(m)	Metric/Meter
MM	Millimeter
N	Newton
NACD	North America Construction Division
NLA	No Longer Available
NSS	Not Sold Separately
OD	Outside Diameter
ORB	O-Ring Boss
ORFS	O-Ring Face Seal
OZ	Ounce
PR	Ply Rating
QT	Quart
QTY	Quantity
REF	Reference
REV	Revision
RH	Right Hand
RHD	Right Hand Drive
RHOC	Remote Hydraulic Oil Cooler
RUS	Russia
SAE	Society of Automotive Engineers
SAHR	Spring Applied Hydraulically Released
SN	Serial Number
SPD	Speed
TLU	Torque Lock Up
UGM	Universal Ground Module

## 10. ILLUSTRATION REFERENCE LETTERS

When necessary, illustrations may contain reference letters that are intended to track information from one point to another in the illustration such as harnesses and hoses or any other information that has been separated in the illustration

**Note:** Due to continuous product improvements, JLG Industries, Inc. reserves the right to make specification changes without prior notification.



# TABLE OF CONTENTS

SECTION 1 - FRAME AND ATTACHING PARTS.....	15
FIGURE 1-1. FRAME (NO OUTRIGGERS).....	16
FIGURE 1-2. ENGINE ENCLOSURE INSTALLATION.....	18
FIGURE 1-3. ENGINE ENCLOSURE COVER INSTALLATION.....	20
FIGURE 1-4. HOOD ASSEMBLY.....	22
FIGURE 1-5. HOOD ASSEMBLY.....	24
FIGURE 1-6. COVER INSTALLATION (NO OUTRIGGERS) (ULS).....	26
FIGURE 1-7. COVER INSTALLATION (NO OUTRIGGERS) (LS).....	28
FIGURE 1-8. COUNTERWEIGHT INSTALLATION.....	30
FIGURE 1-9. TANK INSTALLATION.....	32
FIGURE 1-10. FUEL TANK INSTALLATION.....	34
FIGURE 1-11. HYDRAULIC TANK INSTALLATION.....	36
FIGURE 1-12. FUEL CAP ASSEMBLY.....	38
FIGURE 1-13. MIRROR INSTALLATION.....	40
SECTION 2 - BOOM.....	43
FIGURE 2-1. BOOM ASSEMBLY.....	44
FIGURE 2-2. FIRST BOOM SECTION ASSEMBLY.....	46
FIGURE 2-3. SECOND BOOM SECTION ASSEMBLY.....	48
FIGURE 2-4. THIRD BOOM SECTION ASSEMBLY.....	50
FIGURE 2-5. RETRACT CHAIN INSTALLATION.....	52
FIGURE 2-6. EXTEND CHAIN INSTALLATION.....	54
FIGURE 2-7. PINS INSTALLATION.....	56
FIGURE 2-8. RETRACT CHAIN SHEAVE.....	58
FIGURE 2-9. EXTEND CHAIN ROLLER.....	60
FIGURE 2-10. HOSE BRACKET INSTALLATION.....	62
FIGURE 2-11. BOOM PINNING INSTALLATION.....	64
FIGURE 2-12. LIFT CYLINDER PINS INSTALLATION.....	66
FIGURE 2-13. COMPENSATION CYLINDER PINS INSTALLATION.....	68
FIGURE 2-14. BOOM PIVOT PIN INSTALLATION.....	70
FIGURE 2-15. MANUAL QUICK COUPLER INSTALLATION.....	72
FIGURE 2-16. HYDRAULIC QUICK COUPLER INSTALLATION.....	74
FIGURE 2-17. BOOM PIN INSTALLATION.....	76
FIGURE 2-18. TILT CYLINDER PIN INSTALLATION.....	78
FIGURE 2-19. BOOM ANGLE INDICATOR INSTALLATION.....	80
FIGURE 2-20. BOOM PROP INSTALLATION.....	82
FIGURE 2-21. BOOM PROP INSTALLATION.....	84
FIGURE 2-22. BOOM BRUSHES INSTALLATION.....	86
FIGURE 2-23. QUICK COUPLER ASSEMBLY.....	88
FIGURE 2-24. BOOM PROP BRACKET.....	90
SECTION 3 - ATTACHMENTS.....	93
FIGURE 3-1. CARRIAGE ASSEMBLY (1270MM).....	94
FIGURE 3-2. CARRIAGE ASSEMBLY (1524 MM).....	96
FIGURE 3-3. CARRIAGE ASSEMBLY (1829 MM).....	98
FIGURE 3-4. SIDE TILT CARRIAGE ASSEMBLY (50 INCH).....	100
FIGURE 3-5. SIDE TILT CARRIAGE ASSEMBLY (60 INCH).....	102
FIGURE 3-6. SIDE TILT CARRIAGE ASSEMBLY (72 INCH).....	104
FIGURE 3-7. 90 SWING CARRIAGE ASSEMBLY (72 INCH).....	106
FIGURE 3-8. SIDE SHIFT CARRIAGE (5.5 TON - 1270 MM).....	108
FIGURE 3-9. FORK POSITIONING CARRIAGE WITH FORKS (4.5 TON).....	110
FIGURE 3-10. DUAL FORK CARRIAGE VALVE ASSEMBLY.....	112
FIGURE 3-11. PALLET FORK (2.36X4X48).....	114
FIGURE 3-12. PALLET FORK (2.36X5X48).....	116
FIGURE 3-13. PALLET FORK (2.36X4X48).....	118
FIGURE 3-14. PALLET FORK (2.36X5X72).....	120
FIGURE 3-15. FORK - PALLET (2.4X4X60).....	122
FIGURE 3-16. LUMBER FORK (40X150X1540).....	124
FIGURE 3-17. LUMBER FORK (50X180X1540).....	126
FIGURE 3-18. LUMBER FORK (60X150X1524).....	128
FIGURE 3-19. PALLET FORK (2.00X6X72).....	130
FIGURE 3-20. BLOCKING FORK (50X50X1220).....	132
FIGURE 3-21. FORK CLAMPS INSTALL.....	134

# TABLE OF CONTENTS

FIGURE 3-22. FORK EXTENSIONS (62X163X2286).....	136
FIGURE 3-23. FORK MOUNTED BUCKET (1.0 M³).....	138
FIGURE 3-24. BUCKET 1.0 YD³ (ANSI - JLG) .....	140
FIGURE 3-25. BUCKET (1.15 M³).....	142
FIGURE 3-26. BUCKET (102 INCH).....	144
FIGURE 3-27. MULTI-PURPOSE GRAPPLE BUCKET (2450 MM) .....	146
FIGURE 3-28. TRUSS BOOM (0.9 TON - 3.7M) .....	148
FIGURE 3-29. TRUSS BOOM (15 FOOT) .....	150
FIGURE 3-30. ADJUSTABLE TRUSS BOOM .....	152
FIGURE 3-31. ADJUSTABLE TRUSS BOOM INSTALLATION (FORK MOUNTED).....	154
FIGURE 3-32. TRUSS BOOM (1.8 TON - 1M FT WITH WINCH).....	156
FIGURE 3-33. TRUSS BOOM (0.9 TON - 3.7M WITH WINCH) .....	158
FIGURE 3-34. FORK MOUNTED HOOK (4 TON) .....	160
FIGURE 3-35. CRANE HOOK .....	162
FIGURE 3-36. MAST (8 FOOT) .....	164
FIGURE 3-37. SIDE TILT ELECTRIC MAST (8 FOOT) .....	168
FIGURE 3-38. FORK MOUNTED BASKET .....	172
FIGURE 3-39. FORK MOUNTED BASKET .....	174
FIGURE 3-40. FORK MOUNTED BASKET .....	176
FIGURE 3-41. FORK MOUNTED PLATFORM .....	178
FIGURE 3-42. SWEEPER.....	180
FIGURE 3-43. FORK MOUNTED TRASH HOPPER .....	182
FIGURE 3-44. PO CHECK VALVE .....	184
FIGURE 3-45. MAIN LIFT CYLINDER .....	186
FIGURE 3-46. KIT DECAL .....	188
 SECTION 4 - ENGINE AND ATTACHING PARTS .....	 191
FIGURE 4-1. ENGINE INSTALLATION (ULS) .....	192
FIGURE 4-2. ENGINE INSTALLATION, 74HP (ULS) .....	194
FIGURE 4-3. ENGINE INSTALLATION (LS).....	196
FIGURE 4-4. ENGINE MOUNTING INSTALLATION .....	198
FIGURE 4-5. 3.8L ENGINE (ULS) .....	200
FIGURE 4-6. ENGINE, 74HP .....	202
FIGURE 4-7. 3.8L ENGINE (LS) .....	204
FIGURE 4-8. FAN INSTALLATION .....	206
FIGURE 4-9. PRIMARY FUEL FILTER INSTALLATION (ULS) .....	208
FIGURE 4-10. PRIMARY FUEL FILTER INSTALLATION (LS).....	210
FIGURE 4-11. FAN INSTALLATION, 74HP (ULS) .....	212
FIGURE 4-12. AIR CLEANER LINES INSTALLATION (ULS).....	214
FIGURE 4-13. AIR CLEANER LINES INSTALLATION (LS) .....	216
FIGURE 4-14. AIR CLEANER INSTALLATION (ULS) .....	218
FIGURE 4-15. AIR CLEANER INSTALLATION (LS).....	220
FIGURE 4-16. AIR CLEANER ASSEMBLY (74.4KW) .....	222
FIGURE 4-17. AIR CLEANER ASSEMBLY (90/100KW) .....	224
FIGURE 4-18. AIR INTAKE DUCT INSTALLATION .....	226
FIGURE 4-19. AIR INTAKE SHUT OFF VALVE INSTALLATION .....	228
FIGURE 4-20. DEF LINES INSTALLATION .....	230
FIGURE 4-21. FUEL LINES INSTALLATION (ULS) .....	232
FIGURE 4-22. FUEL LINES INSTALLATION (LS).....	236
FIGURE 4-23. COOLING PACKAGE INSTALLATION (ULS) .....	240
FIGURE 4-24. COOLING PACKAGE INSTALLATION (LS).....	242
FIGURE 4-25. RADIATOR COOLING PACKAGE .....	244
FIGURE 4-26. HOC LINES INSTALLATION .....	246
FIGURE 4-27. COOLANT LINES INSTALLATION (ULS) .....	248
FIGURE 4-28. COOLANT LINES INSTALLATION (LS).....	250
FIGURE 4-29. CAC LINES INSTALLATION (ULS) .....	252
FIGURE 4-30. CAC LINES INSTALLATION (LS) .....	254
FIGURE 4-31. TOC LINES INSTALLATION .....	256
FIGURE 4-32. SURGE TANK INSTALLATION .....	258
FIGURE 4-33. FAN GUARD INSTALLATION .....	260
FIGURE 4-34. EXHAUST INSTALLATION (ULS) .....	262
FIGURE 4-35. EXHAUST INSTALLATION .....	264
FIGURE 4-36. EXHAUST INSTALLATION (LS) .....	266
FIGURE 4-37. ENGINE PARTS INSTALLATION (NO HEATER) .....	268
FIGURE 4-38. ENGINE PARTS INSTALLATION (HEATER).....	270
FIGURE 4-39. A/C PUMP INSTALLATION (ULS).....	272

## TABLE OF CONTENTS

FIGURE 4-40. A/C PUMP INSTALLATION (LS).....	274
FIGURE 4-41. FUEL TANK ASSEMBLY .....	276
FIGURE 4-42. DEF TANK INSTALLATION .....	278
FIGURE 4-43. DEF TANK ASSEMBLY (SN 0160084858 through 0160089430).....	280
FIGURE 4-44. DEF TANK ASSEMBLY (SN 0160089431 to Present).....	282
FIGURE 4-45. DEF PUMP AND CONTROL INSTALLATION .....	284
FIGURE 4-46. DEF PUMP LINES INSTALLATION .....	286
FIGURE 4-47. MUFFLER INSTALLATION (LS) .....	288
FIGURE 4-48. A/C LINES INSTALLATION .....	290
FIGURE 4-49. UREA PUMP .....	292
FIGURE 4-50. HEATER BREATHER - 110 HP .....	294
FIGURE 4-51. HEATER BREATHER - 74 HP .....	296
 SECTION 5 - DRIVETRAIN .....	 299
FIGURE 5-1. DRIVETRAIN INSTALLATION, 74HP .....	300
FIGURE 5-2. DRIVETRAIN INSTALLATION .....	302
FIGURE 5-3. FRONT AXLE INSTALLATION, 74HP .....	304
FIGURE 5-4. FRONT AXLE INSTALLATION .....	306
FIGURE 5-5. REAR AXLE INSTALLATION, 74HP .....	308
FIGURE 5-6. REAR AXLE INSTALLATION .....	310
FIGURE 5-7. DRIVE SHAFTS INSTALLATION .....	312
FIGURE 5-8. FRONT AXLE MOUNTING INSTALLATION, 74HP .....	314
FIGURE 5-9. FRONT AXLE MOUNTING INSTALLATION .....	316
FIGURE 5-10. FONT AXLE LINES INSTALLATION .....	318
FIGURE 5-11. REAR AXLE MOUNTING INSTALLATION, 74HP .....	320
FIGURE 5-12. REAR AXLE MOUNTING INSTALLATION .....	322
FIGURE 5-13. REAR AXLE LINES INSTALLATION .....	324
FIGURE 5-14. FRONT DRIVE SHAFT INSTALLATION .....	326
FIGURE 5-15. REAR DRIVE SHAFT INSTALLATION .....	328
FIGURE 5-16. FRONT AXLE, 74HP .....	330
FIGURE 5-17. FRONT AXLE, CENTRAL HOUSING 74HP .....	332
FIGURE 5-18. FRONT AXLE, DIFFERENTIAL 74HP .....	334
FIGURE 5-19. FRONT AXLE, HUB REDUCTION 74HP .....	336
FIGURE 5-20. FRONT AXLE, BRAKES 74HP .....	340
FIGURE 5-21. FRONT AXLE, STEERING 74HP .....	342
FIGURE 5-22. FRONT AXLE, TRUNION 74HP .....	344
FIGURE 5-23. FRONT AXLE .....	346
FIGURE 5-24. FRONT AXLE, BRAKES .....	348
FIGURE 5-25. FRONT AXLE, CENTRAL HOUSING .....	350
FIGURE 5-26. FRONT AXLE, DIFFERENTIAL .....	352
FIGURE 5-27. FRONT AXLE, HUB REDUCTION .....	354
FIGURE 5-28. FRONT AXLE, STEERING .....	356
FIGURE 5-29. FRONT AXLE, TRUNION .....	358
FIGURE 5-30. FRONT AXLE, DIFFERENTIAL KIT .....	360
FIGURE 5-31. FRONT AXLE, PLANET GEAR CARRIER .....	362
FIGURE 5-32. FRONT AXLE, RING GEAR SUPPORT .....	364
FIGURE 5-33. FRONT AXLE, PLANET GEAR CARRIER .....	366
FIGURE 5-34. FRONT AXLE, SUPPORT .....	368
FIGURE 5-35. FRONT AXLE, SUPPORT .....	370
FIGURE 5-36. REAR AXLE, 74HP .....	372
FIGURE 5-37. REAR AXLE, CENTRAL HOUSING 74HP .....	374
FIGURE 5-38. REAR AXLE, DIFFERENTIAL 74HP .....	376
FIGURE 5-39. REAR AXLE, HUB REDUCTION 74HP .....	378
FIGURE 5-40. REAR AXLE, BRAKES 74HP .....	382
FIGURE 5-41. REAR AXLE, STEERING 74HP .....	384
FIGURE 5-42. REAR AXLE, TRUNION 74HP .....	386
FIGURE 5-43. REAR AXLE .....	388
FIGURE 5-44. REAR AXLE, BRAKES .....	390
FIGURE 5-45. REAR AXLE, CENTRAL HOUSING .....	392
FIGURE 5-46. REAR AXLE, DIFFERENTIAL .....	394
FIGURE 5-47. REAR AXLE, HUB REDUCTION .....	396
FIGURE 5-48. REAR AXLE, STEERING .....	398
FIGURE 5-49. REAR AXLE, TRUNION .....	400
FIGURE 5-50. REAR AXLE, DIFFERENTIAL KIT .....	402
FIGURE 5-51. REAR AXLE, PLANET GEAR CARRIER .....	404
FIGURE 5-52. REAR AXLE, PLANET GEAR CARRIER .....	406

# TABLE OF CONTENTS

FIGURE 5-53. REAR AXLE, SUPPORT .....	408
FIGURE 5-54. REAR AXLE, RING GEAR SUPPORT .....	410
FIGURE 5-55. TRANSMISSION INSTALLATION .....	412
FIGURE 5-56. TRANSMISSION INSTALLATION .....	414
FIGURE 5-57. POWERSHIFT TRANSMISSION .....	416
FIGURE 5-58. TRANSMISSION, ENGINE CONNECTION .....	420
FIGURE 5-59. TRANSMISSION, CONVERTER .....	422
FIGURE 5-60. TRANSMISSION, INPUT .....	424
FIGURE 5-61. TRANSMISSION, HOUSING GROUP 1 .....	426
FIGURE 5-62. TRANSMISSION, HOUSING GROUP 2 .....	428
FIGURE 5-63. TRANSMISSION, CLUTCH GROUP 1 .....	430
FIGURE 5-64. TRANSMISSION, CLUTCH GROUP 2 .....	432
FIGURE 5-65. TRANSMISSION, COUPLING GROUP 1 .....	434
FIGURE 5-66. TRANSMISSION, COUPLING GROUP 2 .....	436
FIGURE 5-67. TRANSMISSION, COUPLING GROUP 3 .....	438
FIGURE 5-68. TRANSMISSION, COUPLING GROUP 4 .....	440
FIGURE 5-69. TRANSMISSION, OUTPUT .....	442
FIGURE 5-70. TRANSMISSION, POWER TAKE-OFF .....	444
FIGURE 5-71. TRANSMISSION, CONTROL UNIT .....	446
FIGURE 5-72. TRANSMISSION, SHIFT SYSTEM .....	448
FIGURE 5-73. TRANSMISSION, PRESSURE REGULATOR .....	450
FIGURE 5-74. TRANSMISSION, PRESSURE OIL PUMP .....	452
FIGURE 5-75. TRANSMISSION, INDUCTIVE TRANSMITTER .....	454
FIGURE 5-76. TRANSMISSION, FILTER .....	456
FIGURE 5-77. TRANSMISSION, ACCESSORIES GROUP 1 .....	458
FIGURE 5-78. TRANSMISSION, PERIPHERALS GROUP 1 .....	460
FIGURE 5-79. TRANSMISSION, PERIPHERALS GROUP 2 .....	462
FIGURE 5-80. TRANSMISSION, ACCESSORIES GROUP 2 .....	464
FIGURE 5-81. TRANSMISSION, TRANSFER BOX .....	466
FIGURE 5-82. TRANSMISSION, TRANSFER BOX HOUSING 1 .....	468
FIGURE 5-83. TRANSMISSION, TRANSFER BOX HOUSING 2 .....	470
FIGURE 5-84. TRANSMISSION, TRANSFER BOX HOUSING INPUT .....	472
FIGURE 5-85. TRANSMISSION, TRANSFER BOX HOUSING OUTPUT 1 .....	474
FIGURE 5-86. TRANSMISSION, TRANSFER BOX HOUSING OUTPUT 2 .....	476
FIGURE 5-87. TIRE/WHEEL SET 370/75-28 - AIR .....	478
FIGURE 5-88. TIRE/WHEEL ASSEMBLY 370/75-28 - AIR .....	480
FIGURE 5-89. TIRE/WHEEL SET 370/75-28 - NON MARKING - AIR .....	482
FIGURE 5-90. TIRE/WHEEL ASSEMBLY 370/75-28 NON-MARKING - AIR .....	484
FIGURE 5-91. TIRE/WHEEL SET 370/75-28 - FOAM .....	486
FIGURE 5-92. TIRE/WHEEL SET 370/75-28 NON-MARKING - FOAM .....	488
FIGURE 5-93. TIRE/WHEEL SET 14-24 16PR - AIR .....	490
FIGURE 5-94. TIRE/WHEEL RIGHT ASSEMBLY 14-24 16PR - AIR .....	492
FIGURE 5-95. TIRE/WHEEL LEFT ASSEMBLY 14-24 16PR - AIR .....	494
FIGURE 5-96. TIRE/WHEEL SET 14-24 12PR - FOAM .....	496
FIGURE 5-97. TIRE/WHEEL SET 315/95-28 - SOLID .....	498
FIGURE 5-98. FENDER INSTALLATION .....	500
FIGURE 5-99. WHEEL CHOCK INSTALLATION .....	502
FIGURE 5-100. TOOLBOX INSTALLATION .....	504
SECTION 6 - CAB .....	507
FIGURE 6-1. CAB MOUNTING .....	508
FIGURE 6-2. CAB MOUNTS INSTALLATION .....	510
FIGURE 6-3. FRONT CAB OUTRIGGER INSTALLATION .....	512
FIGURE 6-4. CAB FENDER INSTALLATION .....	514
FIGURE 6-5. CAB FENDER INSTALLATION REAR (LH) .....	516
FIGURE 6-6. OROPS CAB INSTALLATION .....	518
FIGURE 6-7. EROPS CAB INSTALLATION .....	520
FIGURE 6-8. CAB, TRIM KIT .....	522
FIGURE 6-9. CAB, TRIM KIT .....	524
FIGURE 6-10. OPEN CAB ASSEMBLY .....	526
FIGURE 6-11. OPEN CAB PLUG GROUP .....	528
FIGURE 6-12. CAB, EPD CAULK .....	530
FIGURE 6-13. ENCLOSED CAB ASSEMBLY .....	532
FIGURE 6-14. REAR WINDOW INSTALLATION .....	534
FIGURE 6-15. REAR WINDOW INSTALLATION (WO/WIPER) (ANSI) .....	536
FIGURE 6-16. REAR WINDOW INSTALLATION (WO/WIPER) (ISO) .....	538

# TABLE OF CONTENTS

FIGURE 6-17. REAR WINDOW ASSEMBLY .....	540
FIGURE 6-18. DOOR INSTALLATION .....	542
FIGURE 6-19. DOOR UPPER GLASS ASSEMBLY .....	544
FIGURE 6-20. CAB LATCH ASSEMBLY .....	546
FIGURE 6-21. CAB DOOR TRIGGER ASSEMBLY .....	548
FIGURE 6-22. DOOR ASSEMBLY .....	550
FIGURE 6-23. CAB DOOR .....	552
FIGURE 6-24. DOOR STRAP INSTALLATION .....	554
FIGURE 6-25. ENCLOSED CAB PLUG GROUP .....	556
FIGURE 6-26. BASIC MIRROR INSTALLATION .....	558
FIGURE 6-27. FRONT COVER INSTALLATION .....	560
FIGURE 6-28. FILTER TRAY PANEL .....	562
FIGURE 6-29. FRONT DUCT COVER .....	564
FIGURE 6-30. LEVEL INDICATOR INSTALLATION .....	566
FIGURE 6-31. SEAT .....	568
FIGURE 6-32. SEAT BELT INSTALLATION (3IN) .....	570
FIGURE 6-33. SEAT BELT INSTALLATION (3 INCH) .....	572
FIGURE 6-34. HEATER INSTALLATION .....	574
FIGURE 6-35. HEATER ASSEMBLY .....	576
FIGURE 6-36. HEATER .....	578
FIGURE 6-37. HEATER .....	580
FIGURE 6-38. HEATER AND A/C INSTALLATION (CAB PARTS) .....	582
FIGURE 6-39. HEATER AND A/C ASSEMBLY .....	586
FIGURE 6-40. HEATER AND A/C .....	588
FIGURE 6-41. HVAC CAB ACTUATOR .....	590
FIGURE 6-42. CAB CONDENSER ASSEMBLY .....	592
FIGURE 6-43. A/C RECEIVER DRIER .....	594
FIGURE 6-44. CONDENSER .....	596
FIGURE 6-45. FRONT WIPER INSTALLATION .....	598
FIGURE 6-46. REAR WIPER INSTALLATION .....	600
FIGURE 6-47. ROOF WIPER INSTALLATION .....	602
FIGURE 6-48. HEADLINER INSTALLATION .....	604
FIGURE 6-49. OPEN CAB TRIM INSTALLATION .....	606
FIGURE 6-50. ENCLOSED CAB TRIM INSTALLATION .....	610
FIGURE 6-51. ROOF CAP INSTALLATION (A/C) .....	614
FIGURE 6-52. ROOF CAP INSTALLATION (NO A/C) .....	616
FIGURE 6-53. OPEN CAB FRONT COVER .....	618
FIGURE 6-54. ENCLOSED CAB FRONT COVER .....	620
FIGURE 6-55. NON SKID TAPE INSTALLATION .....	622
FIGURE 6-56. EXTERNAL WINDOW RELEASE INSTALLATION (CAN & ISO) .....	624
FIGURE 6-57. WASHER TANK INSTALLATION .....	626
FIGURE 6-58. CAB GUARD INSTALLATION (TOP AND FRONT) .....	628
FIGURE 6-59. CAB GUARD INSTALLATION (TOP) .....	630
FIGURE 6-60. CAB GUARD INSTALLATION (FRONT) .....	632
FIGURE 6-61. ROOF PIGTAIL CAP INSTALLATION .....	634
FIGURE 6-62. ROOF PIGTAIL INSTALLATION .....	636
FIGURE 6-63. RETRACTABLE SUNSCREEN INSTALLATION .....	638
FIGURE 6-64. NO SUNSCREEN INSTALLATION .....	640
SECTION 7 - CONTROLS .....	643
FIGURE 7-1. BRAKE PEDAL INSTALLATION .....	644
FIGURE 7-2. BRAKE PEDAL .....	646
FIGURE 7-3. BRAKE PEDAL PLATE .....	648
FIGURE 7-4. ACCELERATOR PEDAL INSTALLATION .....	650
FIGURE 7-5. ACCELERATOR PEDAL .....	652
FIGURE 7-6. STEERING COLUMN INSTALLATION .....	654
FIGURE 7-7. EMERGENCY STEERING COLUMN INSTALLATION .....	656
FIGURE 7-8. STEERING WHEEL INSTALLATION .....	658
FIGURE 7-9. STEERING WHEEL .....	660
FIGURE 7-10. HORN BUTTON INSTALLATION .....	662
FIGURE 7-11. JOYSTICK INSTALLATION (2 ROLLER, 0 BUTTON) .....	664
FIGURE 7-12. COLUMN CLAMP INSTALLATION .....	666
FIGURE 7-13. WIPER-TURN SWITCH .....	668
FIGURE 7-14. JOYSTICK .....	670
SECTION 8 - HYDRAULIC CIRCUITS .....	673



# TABLE OF CONTENTS

FIGURE 8-1. MAIN HYDRAULIC INSTALLATION (NO OUTRIGGERS).....	674
FIGURE 8-2. MAIN HYDRAULIC INSTALLATION, EMERGENCY STEERING .....	676
FIGURE 8-3. VALVE INSTALLATION.....	678
FIGURE 8-4. PISTON PUMP INSTALLATION .....	680
FIGURE 8-5. MAIN HYDRAULIC INSTALLATION.....	682
FIGURE 8-6. FRAME LEVEL HYDRAULICS INSTALL (NO OUTRIGGERS).....	686
FIGURE 8-7. CAB HYDRAULIC INSTALLATION.....	688
FIGURE 8-8. EMERGENCY STEERING CAB HYDRAULIC INSTALLATION.....	690
FIGURE 8-9. BOOM HYDRAULIC INSTALLATION.....	692
FIGURE 8-10. MAIN HYDRAULIC VALVES INSTALLATION.....	694
FIGURE 8-11. MAIN CONTROL VALVE INSTALLATION .....	696
FIGURE 8-12. MAIN CONTROL VALVE ASSEMBLY .....	698
FIGURE 8-13. STEERING SELECT AND FRAME LEVEL VALVE INSTALLATION .....	700
FIGURE 8-14. PISTON PUMP ASSEMBLY.....	702
FIGURE 8-15. FRAME LEVEL INSTALLATION .....	704
FIGURE 8-16. FRAME LEVEL VALVE ASSEMBLY .....	706
FIGURE 8-17. STEERING SELECT VALVE MOUNTING INSTALLATION .....	708
FIGURE 8-18. STEERING SELECT VALVE INSTALLATION .....	710
FIGURE 8-19. STEERING SELECT VALVE ASSEMBLY.....	712
FIGURE 8-20. REAR AXLE STABILIZER INSTALLATION.....	714
FIGURE 8-21. COUNTERBALANCE VALVE INSTALLATION (LIFT - PGLS NO RIDE CONTROL) (74 HP) .....	716
FIGURE 8-22. COUNTERBALANCE VALVE INSTALLATION .....	718
FIGURE 8-23. COUNTERBALANCE VALVE HYDRAULIC LINES (LIFT - RIDE CONTROL) (.....	720
FIGURE 8-24. BOOM HYDRAULIC TUBES INSTALLATION.....	722
FIGURE 8-25. BOOM AUXILIARY HYDRAULICS INSTALLATION .....	724
FIGURE 8-26. BOOM AUXILIARY HYDRAULICS (HYDRAULIC COUPLER).....	726
FIGURE 8-27. QUICK COUPLER VALVE ASSEMBLY .....	728
FIGURE 8-28. HYDRAULIC QUICK COUPLER ASSEMBLY .....	730
FIGURE 8-29. QUICK COUPLER CYLINDER ASSEMBLY.....	732
FIGURE 8-30. BOOM ANGLE SENSOR INSTALLATION .....	734
FIGURE 8-31. PRIORITY FUNCTION MANIFOLD INSTALLATION .....	736
FIGURE 8-32. PRIORITY FUNCTION MANIFOLD VALVE ASSEMBLY .....	738
FIGURE 8-33. EMERGENCY STEERING MANIFOLD.....	740
FIGURE 8-34. AIR SHUT OFF VALVE .....	742
SECTION 9 - HYDRAULIC COMPONENTS .....	745
FIGURE 9-1. CYLINDER GROUP INSTALLATION.....	746
FIGURE 9-2. LIFT CYLINDER .....	748
FIGURE 9-3. LIFT CYLINDER.....	750
FIGURE 9-4. TILT CYLINDER ASSEMBLY .....	752
FIGURE 9-5. TILT CYLINDER .....	754
FIGURE 9-6. TILT CYLINDER .....	756
FIGURE 9-7. SIDE TILT CYLINDER.....	758
FIGURE 9-8. COMPENSATION CYLINDER .....	760
FIGURE 9-9. FRAME LEVEL CYLINDER INSTALLATION .....	762
FIGURE 9-10. FRAME LEVEL CYLINDER.....	764
FIGURE 9-11. EXTEND/RETRACT CYLINDER ASSEMBLY .....	766
FIGURE 9-12. EXTEND/RETRACT CYLINDER .....	768
FIGURE 9-13. REAR AXLE STABILIZER CYLINDER INSTALLATION.....	770
FIGURE 9-14. REAR AXLE STABILITY CYLINDER.....	772
FIGURE 9-15. REAR AXLE STABILIZER VALVE .....	774
FIGURE 9-16. MAIN CONTROL VALVE.....	776
FIGURE 9-17. PISTON PUMP .....	778
FIGURE 9-18. STEERING ORBITAL VALVE .....	780
FIGURE 9-19. STEERING SELECT VALVE .....	782
FIGURE 9-20. FRAME LEVEL VALVE .....	784
FIGURE 9-21. DIVERTOR VALVE.....	786
FIGURE 9-22. TANK HYDRAULIC .....	788
FIGURE 9-23. PRIORITY MANIFOLD VALVE.....	790
FIGURE 9-24. QUICK COUPLER CYLINDER.....	792
FIGURE 9-25. SWING CARRIAGE CYLINDER.....	794
FIGURE 9-26. GRAPPLE BUCKET CYLINDER .....	796
FIGURE 9-27. SIDE SHIFT CARRIAGE CYLINDER .....	798
FIGURE 9-28. FLOW DIVIDER VALVE .....	800
SECTION 10 - ELECTRICAL.....	803

## TABLE OF CONTENTS

FIGURE 10-1. MAIN ELECTRICAL INSTALLATION (ULS) .....	804
FIGURE 10-2. MAIN ELECTRICAL INSTALLATION (ULS) (74 HP) .....	806
FIGURE 10-3. MAIN ELECTRICAL INSTALLATION (LS) .....	808
FIGURE 10-4. ELECTRICAL FRAME INSTALLATION .....	810
FIGURE 10-5. POWER DISTRIBUTION ELECTRICAL BOX .....	812
FIGURE 10-6. ENGINE BAY WIRING INSTALLATION (ULS) .....	814
FIGURE 10-7. ENGINE BAY WIRING INSTALLATION, 74HP (ULS) .....	816
FIGURE 10-8. ENGINE BAY WIRING INSTALLATION (LS) .....	818
FIGURE 10-9. FRAME WIRING INSTALLATION (ULS) .....	820
FIGURE 10-10. FRAME WIRING INSTALLATION (ULS) .....	822
FIGURE 10-11. FRAME WIRING INSTALLATION (LS) .....	824
FIGURE 10-12. ENGINE BAY ELECTRICAL INSTALLATION .....	826
FIGURE 10-13. ENGINE BAY ELECTRICAL INSTALLATION (ULS) .....	828
FIGURE 10-14. ENGINE WIRING INSTALLATION (ULS) .....	830
FIGURE 10-15. ENGINE WIRING INSTALLATION, 74HP (ULS) .....	834
FIGURE 10-16. ENGINE WIRING INSTALLATION (LS) .....	836
FIGURE 10-17. ENGINE ECU INSTALLATION (ULS) .....	840
FIGURE 10-18. ENGINE ECU INSTALLATION (LS) .....	842
FIGURE 10-19. BOOM AUXILIARY ELECTRIC INSTALLATION .....	844
FIGURE 10-20. BOOM AUXILIARY ELECTRIC HARNESS INSTALLATION .....	846
FIGURE 10-21. BATTERY INSTALLATION .....	848
FIGURE 10-22. ARCTIC WEATHER PACKAGE INSTALLATION - 110 HP (ULS) .....	850
FIGURE 10-23. ARCTIC WEATHER PACKAGE INSTALLATION - 74 HP (ULS) .....	852
FIGURE 10-24. ARCTIC WEATHER PACKAGE INSTALLATION (LS) .....	854
FIGURE 10-25. FUEL FILTER HEATER INSTALLATION .....	856
FIGURE 10-26. ARTIC BATTERIES INSTALLATION .....	858
FIGURE 10-27. HYDRAULIC TANK HEATER INSTALLATION .....	860
FIGURE 10-28. BACKUP ALARM INSTALLATION (120 DB) .....	862
FIGURE 10-29. BACKUP ALARM INSTALLATION (97 DB) .....	864
FIGURE 10-30. WHITE NOISE BACKUP ALARM INSTALLATION .....	866
FIGURE 10-31. CAB ELECTRICAL INSTALLATION .....	868
FIGURE 10-32. DASH ELECTRICAL INSTALLATION .....	870
FIGURE 10-33. DASH ELECTRICAL INSTALLATION (LS) .....	872
FIGURE 10-34. SWITCH LIGHT INSTALLATION .....	874
FIGURE 10-35. USB CHARGER INSTALLATION .....	876
FIGURE 10-36. OPEN CAB ELECTRICAL INSTALLATION WITH OPTIONS .....	878
FIGURE 10-37. MULTIFUNCTION DISPLAY INSTALLATION .....	880
FIGURE 10-38. ENCLOSED CAB ELECTRICAL INSTALLATION WITH OPTIONS .....	882
FIGURE 10-39. REVERSE CAMERA INSTALLATION .....	884
FIGURE 10-40. REVERSE SENSOR INSTALLATION .....	886
FIGURE 10-41. TELEMATICS READY INSTALLATION .....	888
FIGURE 10-42. ROAD LIGHTS INSTALLATION .....	890
FIGURE 10-43. CAB WORKLIGHTS INSTALLATION (NO A/C) .....	892
FIGURE 10-44. CAB WORKLIGHTS INSTALLATION (NO A/C - LED) .....	894
FIGURE 10-45. CAB WORKLIGHTS INSTALLATION (A/C) .....	896
FIGURE 10-46. CAB WORKLIGHTS INSTALLATION (A/C - LED) .....	898
FIGURE 10-47. BOOM WORK LIGHTS INSTALLATION .....	900
FIGURE 10-48. BOOM WORK LIGHTS INSTALLATION (LED) .....	902
FIGURE 10-49. BOOM LIGHTS INSTALLATION .....	904
FIGURE 10-50. BOOM LED LIGHTS INSTALLATION .....	906
FIGURE 10-51. A/C OPTION HARNESS .....	908
FIGURE 10-52. BEACON INSTALLATION .....	910
FIGURE 10-53. BEACON INSTALLATION (LED) .....	912
FIGURE 10-54. RIDE CONTROL CB VALVE HARNESS INSTALLATION (LIFT) .....	914
FIGURE 10-55. RIDE CONTROL CB VALVE HARNESS (LIFT) .....	916
FIGURE 10-56. FRONT FRAME HARNESS .....	918
FIGURE 10-57. REAR FRAME HARNESS .....	924
FIGURE 10-58. ENGINE HARNESS .....	928
FIGURE 10-59. ENGINE HARNESS .....	934
FIGURE 10-60. ENGINE CHASSIS HARNESS (ULS) .....	940
FIGURE 10-61. ENGINE HARNESS (ULS) (74HP) .....	944
FIGURE 10-62. ENGINE HARNESS .....	948
FIGURE 10-63. TBAP HARNESS .....	952
FIGURE 10-64. BOOM ELECTRICAL HARNESS INSTALLATION .....	954
FIGURE 10-65. BOOM HARNESS .....	956
FIGURE 10-66. PLATFORM HARNESS .....	958
FIGURE 10-67. CAB HARNESS .....	960

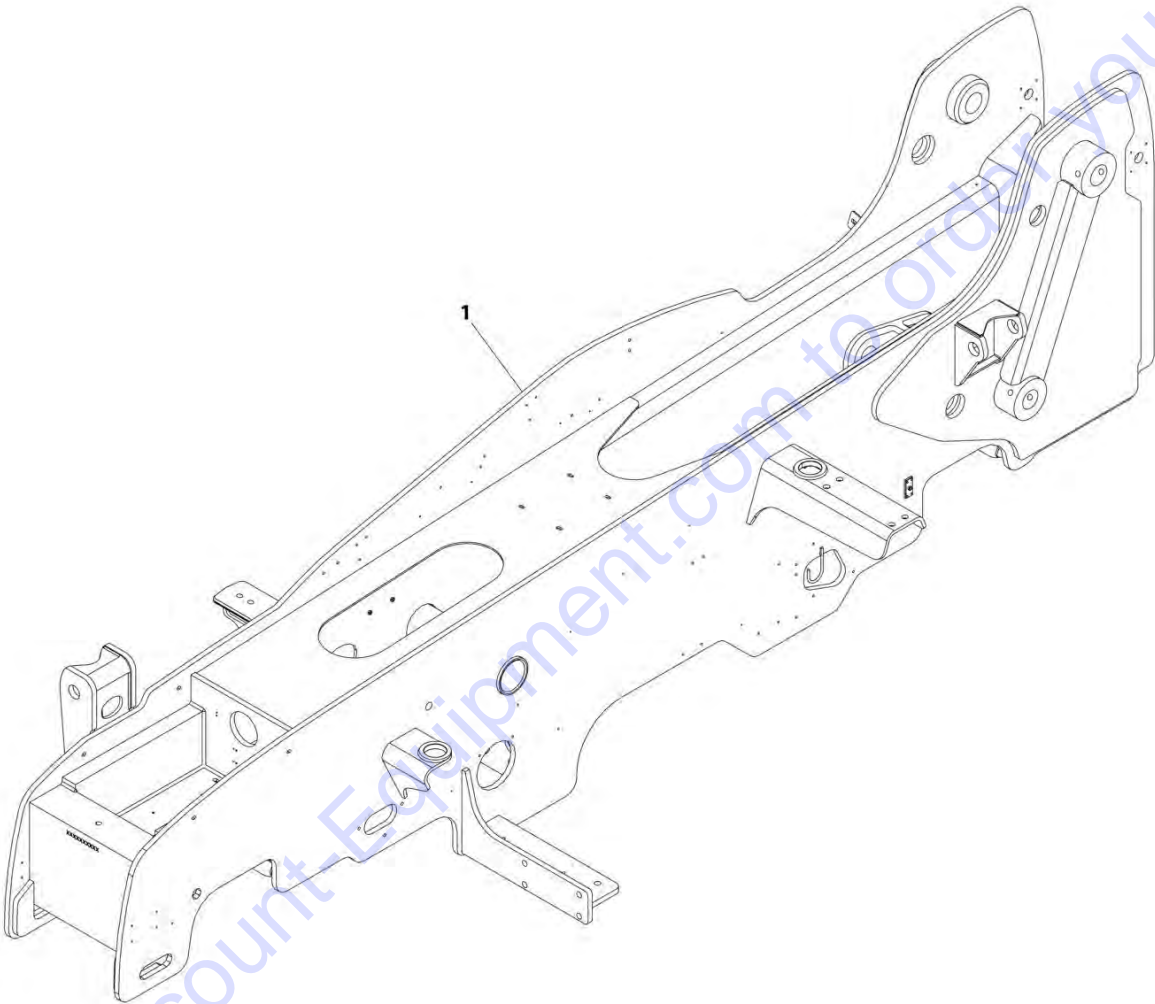
# TABLE OF CONTENTS

FIGURE 10-68. BOOM WORKLIGHTS HARNESS .....	964
FIGURE 10-69. REVERSE SENSOR HARNESS .....	966
FIGURE 10-70. OPTION 1 CAB HARNESS .....	968
FIGURE 10-71. ROOF PIGTAIL HARNESS .....	972
FIGURE 10-72. OPTION 2 CAB HARNESS .....	974
FIGURE 10-73. OPTION 2 ELECTRICAL BOARD ASSEMBLY .....	976
FIGURE 10-74. CAB OPTION HARNESS .....	978
FIGURE 10-75. TELEMATICS READY HARNESS .....	980
FIGURE 10-76. STANDARD ELECTRICAL BOARD ASSEMBLY .....	982
FIGURE 10-77. OPTION 1 ELECTRICAL BOARD ASSEMBLY .....	984
FIGURE 10-78. CUMMUNICATION ANALYSER CABLE .....	986
FIGURE 10-79. CUSTOMER SUPPLIED TELEMATICS CANBUS .....	988
FIGURE 10-80. TELEMATICS HARNESS .....	990
FIGURE 10-81. GATEWAY CONTROLLER .....	992
FIGURE 10-82. TELEMATICS CANBUS INSTALLATION (CLEARSKY 2) (ANSI) .....	994
FIGURE 10-83. TELEMATICS CANBUS INSTALLATION (CLEARSKY 2) (C.E.) .....	996
FIGURE 10-84. 4WARD TELEMATIC, HARNESS (CLEARSKY 2) .....	998
FIGURE 10-85. CLEARSKY INSTALLATION 3-WIRE (ANSI) .....	1000
FIGURE 10-86. CLEARSKY INSTALLATION 3-WIRE (C.E.) .....	1002
FIGURE 10-87. TELEMATICS HARNESS .....	1004
FIGURE 10-88. CONTROL ACCESSORY .....	1006
FIGURE 10-89. CAB AIR SHUT OFF VALVE HARNESS .....	1008
FIGURE 10-90. ENGINE AIR SHUT OFF VALVE HARNESS .....	1010
FIGURE 10-91. TAIL LIGHTS HARNESS .....	1014
FIGURE 10-92. FRONT FRAME HEADLIGHT HARNESS .....	1016
FIGURE 10-93. DEF PURGE LIGHT HARNESS .....	1018
SECTION 11 - DECALS .....	1021
FIGURE 11-1. CAPACITY CHART HOLDER INSTALLATION .....	1022
FIGURE 11-2. BRAND AND MODEL DECAL INSTALLATION .....	1024
FIGURE 11-3. DECAL INSTALLATION (ANSI) (110 HP) .....	1026
FIGURE 11-4. DECAL INSTALLATION (ANSI) (74 HP) .....	1030
FIGURE 11-5. DECAL INSTALLATION (ISO) (110 HP) .....	1034
FIGURE 11-6. DECAL INSTALLATION (ISO) (74 HP) .....	1038
FIGURE 11-7. DECAL INSTALLATION (CSA ENGLISH/FRENCH) (110 HP) .....	1042
FIGURE 11-8. DECAL INSTALLATION (CSA ENGLISH/FRENCH) (74 HP) .....	1046
FIGURE 11-9. CAPACITY CHART BOOKLET (ANSI) .....	1050
FIGURE 11-10. CAPACITY CHART BOOKLET (ISO) .....	1052
FIGURE 11-11. REVERSE SENSOR SYSTEM DECAL (ENGLISH) .....	1054
FIGURE 11-12. DECAL INSTALLATION .....	1056
FIGURE 11-13. CLEARSKY DECAL INSTALLATION .....	1058
SECTION 12 - RECOMMENDED SPARE PARTS .....	1061
FIGURE 12-1. RECOMMENDED SPARE PARTS .....	1062
PART NUMBER INDEX .....	1065

**SECTION 1 - FRAME AND ATTACHING PARTS**

SECTION 1 - FRAME AND ATTACHING PARTS

FIGURE 1-1. FRAME (NO OUTRIGGERS)



ART\_1001220556J-B



## SECTION 1 - FRAME AND ATTACHING PARTS

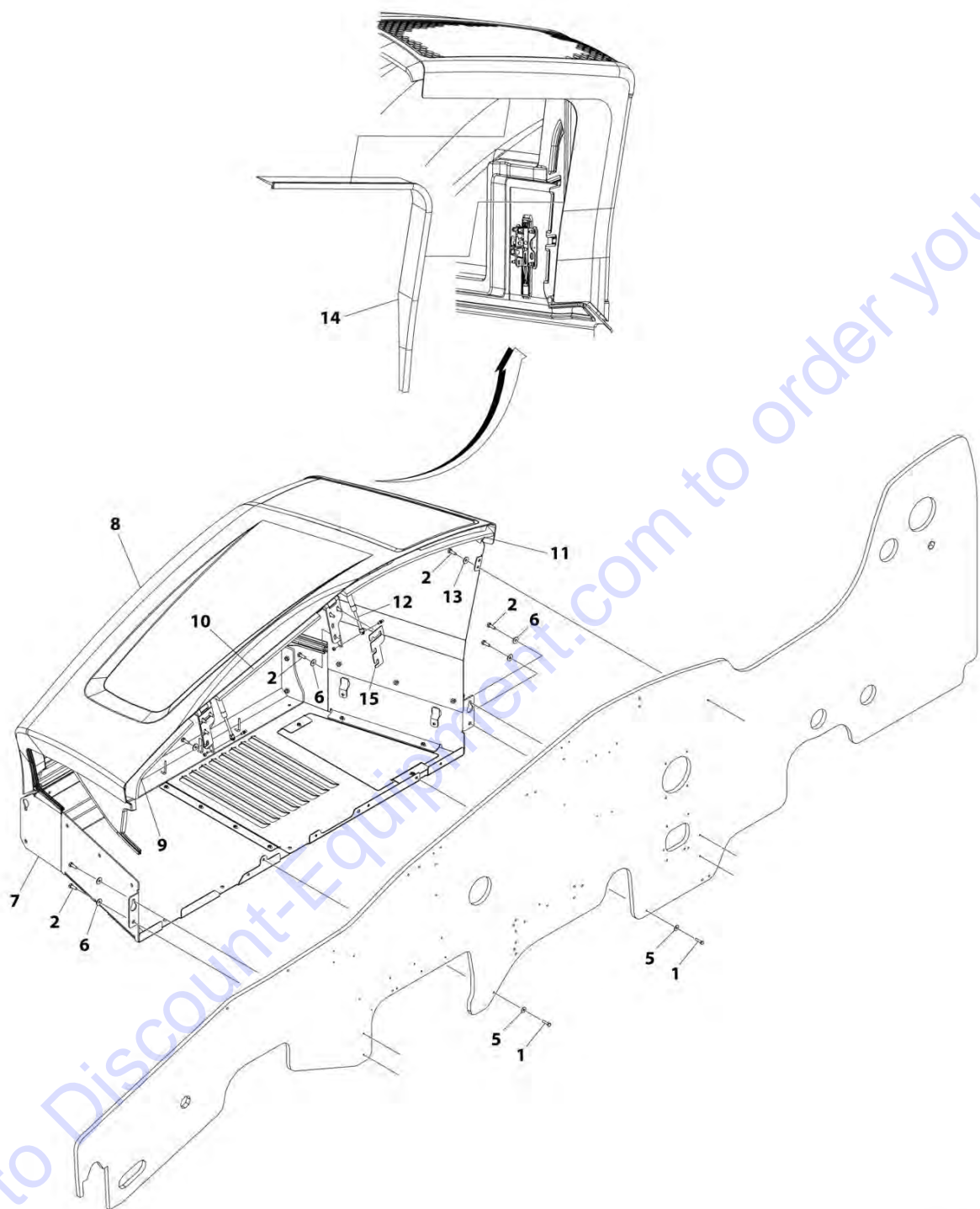
FIGURE 1-1. FRAME (NO OUTRIGGERS)

ITEM	PART NUMBER	QTY	DESCRIPTION	REV
1	1001220556J	1	Frame (No Outriggers)	B

Go to Discount-Equipment.com to order your parts

SECTION 1 - FRAME AND ATTACHING PARTS

FIGURE 1-2. ENGINE ENCLOSURE INSTALLATION



ART\_1001160253-J

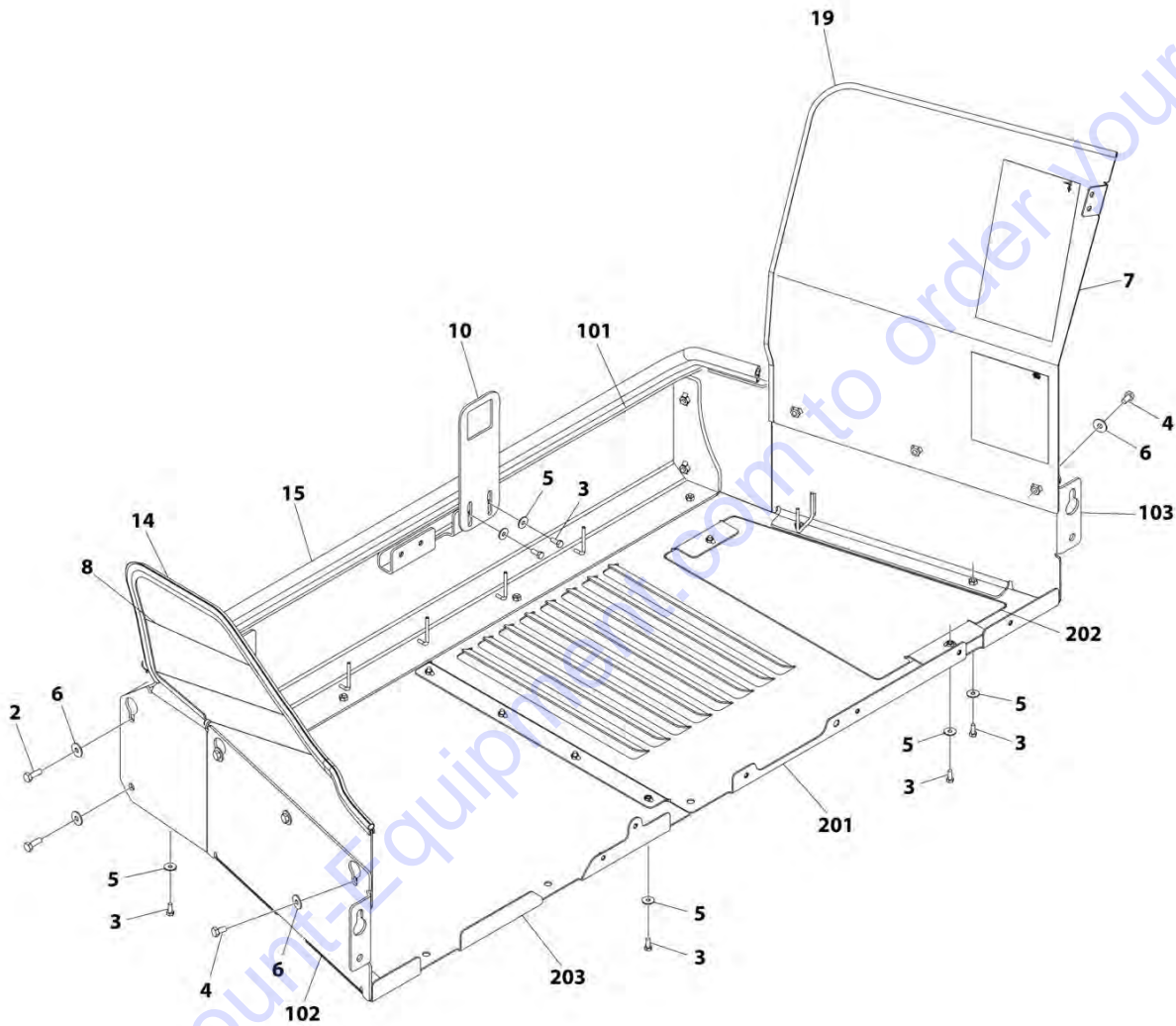
## SECTION 1 - FRAME AND ATTACHING PARTS

FIGURE 1-2. ENGINE ENCLOSURE INSTALLATION

ITEM	PART NUMBER	QTY	DESCRIPTION	REV
	1001160253	Ref	Engine Enclosure Installation	J
1	0760815	2	Bolt, M8X35	
2	0701014	11	Bolt, M10X30	
5	4811902	2	Washer, M8	
6	4812002	10	Washer, M10	
7	1001162239	Ref	Installation, Engine Enclosure Cover (See Separate Breakdown in this Section)	
8	1001168834	NLA	Assembly, Hood, (no longer available, use 1001235963 for replacement) (See Separate Breakdown in this Section)	
8	1001235963	Ref	Assembly, Hood (See Separate Breakdown in this Section)	
9	1001203932	1	Seal	
10	1001203933	1	Seal	
11	1001203934	1	Seal	
12	1001171885	2	Spring, Gas	
13	4812000	1	Washer, M10	
14	1001197339	1	Trim, Lock Seal	
15	1001241836	AR	Shim (SN 0160089431 to Present)	

SECTION 1 - FRAME AND ATTACHING PARTS

FIGURE 1-3. ENGINE ENCLOSURE COVER INSTALLATION



ART\_1001162239-N

## SECTION 1 - FRAME AND ATTACHING PARTS

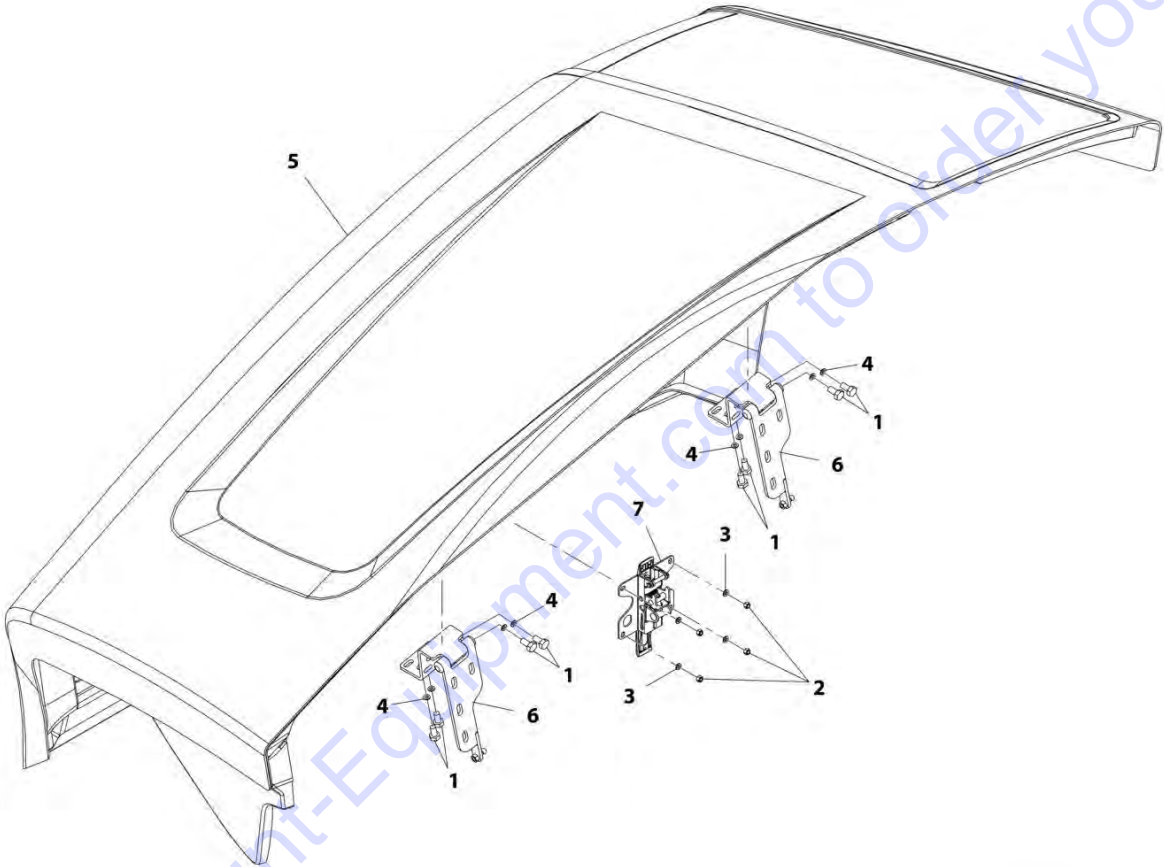
FIGURE 1-3. ENGINE ENCLOSURE COVER INSTALLATION

ITEM	PART NUMBER	QTY	DESCRIPTION	REV
	1001162239	Ref	Engine Enclosure Cover Installation	N
2	0701014	4	Bolt, M10X30	
3	0760810	16	Bolt, M8X20	
4	0761010	6	Bolt, M10X20	
5	4811902	16	Washer, M8	
6	4812002	10	Washer, M10	
7	1001204086	1	Plate, Rear Cover	
8	1001184076	1	Panel, Front Cover	
10	1001209388	1	Latch, Hood	
14	1001003227	1375 mm	Seal	
15	1001204486	1795 mm	Seal	
19	1001008999	1345 mm	Trim, Edge (SN 0160084858 through 0160089430)	
19	90206198	1345 mm	Trim, Edge (SN 0160089431 to Present)	
101	1001162240J	1	Panel, Side Skirt	
102	1001213126J	1	Panel, Front Skirt	
103	1001196426J	1	Panel, Rear Skirt	
201	1001196422	1	Panel, Bottom Cover	
202	1001169265	1	Panel, Access	
203	1001196404	1	Panel, Engine Pod	



SECTION 1 - FRAME AND ATTACHING PARTS

FIGURE 1-4. HOOD ASSEMBLY



ART\_1001168834-K

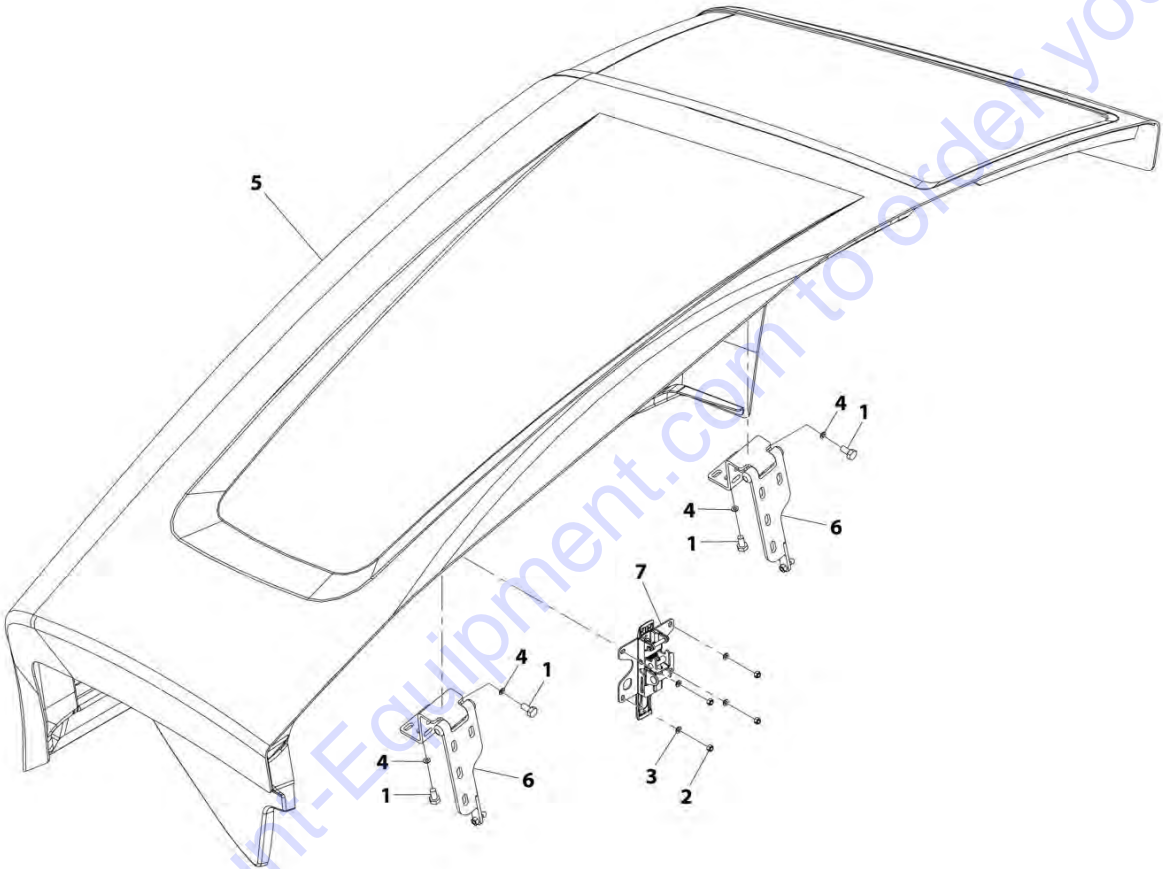
## SECTION 1 - FRAME AND ATTACHING PARTS

**FIGURE 1-4. HOOD ASSEMBLY**

ITEM	PART NUMBER	QTY	DESCRIPTION	REV
	1001168834	NLA	Hood Assembly (no longer available, use items 1 thru 7 for service or 1001235963 for replacement)	K
1	0761010	8	Bolt, M10X20	
2	3290605	4	Nut, Lock M6X1	
3	4811700	4	Washer, M6	
4	4812000	8	Washer, M10	
5	1001166698	1	Hood	
6	1001209387	2	Hinge, Hood	
7	1001132168	1	Latch, Hood	

SECTION 1 - FRAME AND ATTACHING PARTS

FIGURE 1-5. HOOD ASSEMBLY



ART\_1001235963-B

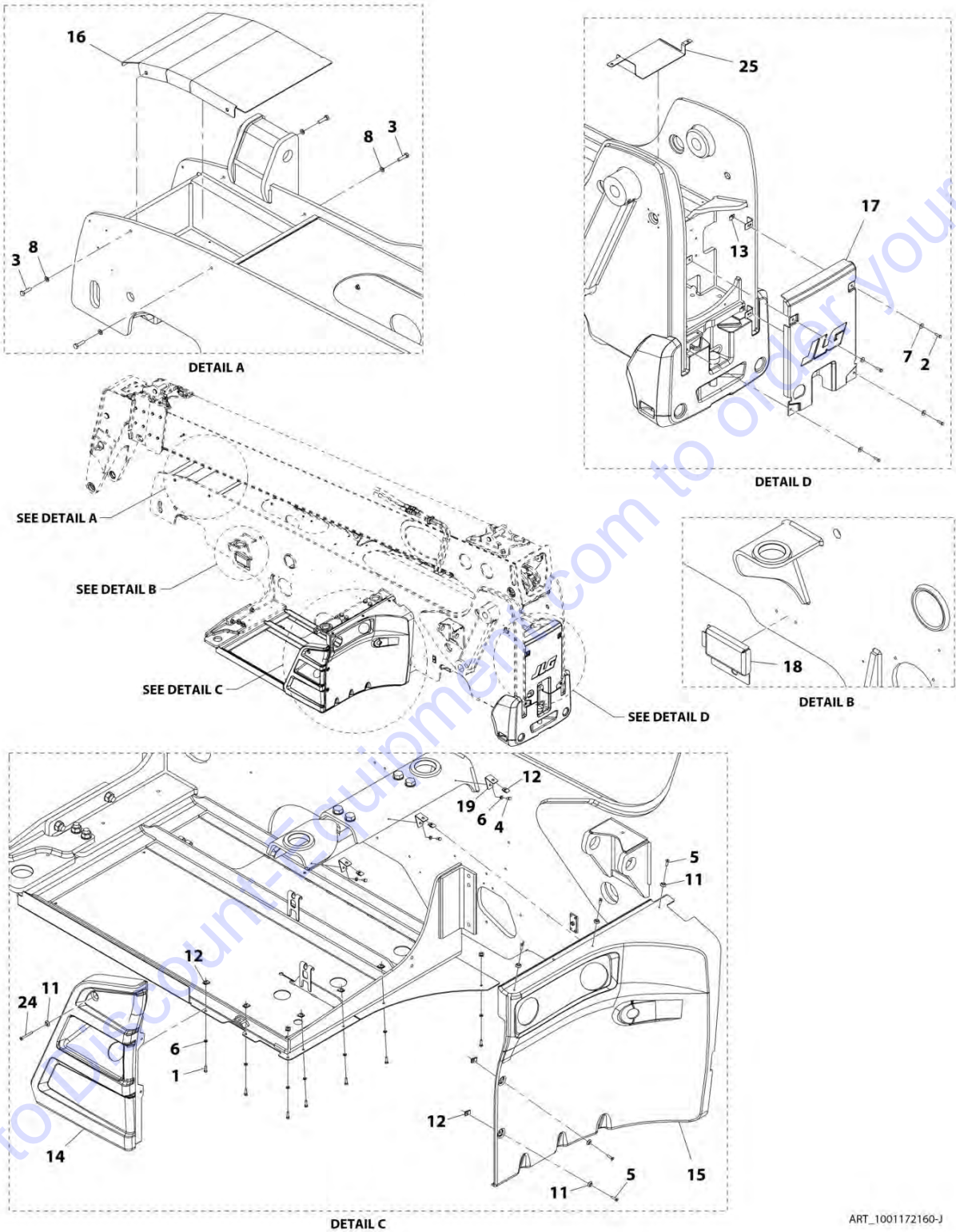
## SECTION 1 - FRAME AND ATTACHING PARTS

FIGURE 1-5. HOOD ASSEMBLY

ITEM	PART NUMBER	QTY	DESCRIPTION	REV
	1001235963	Ref	Hood Assembly	B
1	0761010	8	Bolt, M10X20	
2	3290605	4	Nut, Lock M6X1	
3	4811700	4	Washer, M6	
4	4812000	8	Washer, M10	
5	1001234455	1	Hood	
6	1001209387	2	Hinge, Hood	
7	1001132168	1	Latch, Hood	

SECTION 1 - FRAME AND ATTACHING PARTS

FIGURE 1-6. COVER INSTALLATION (NO OUTRIGGERS) (ULS)



ART\_1001172160-J

## SECTION 1 - FRAME AND ATTACHING PARTS

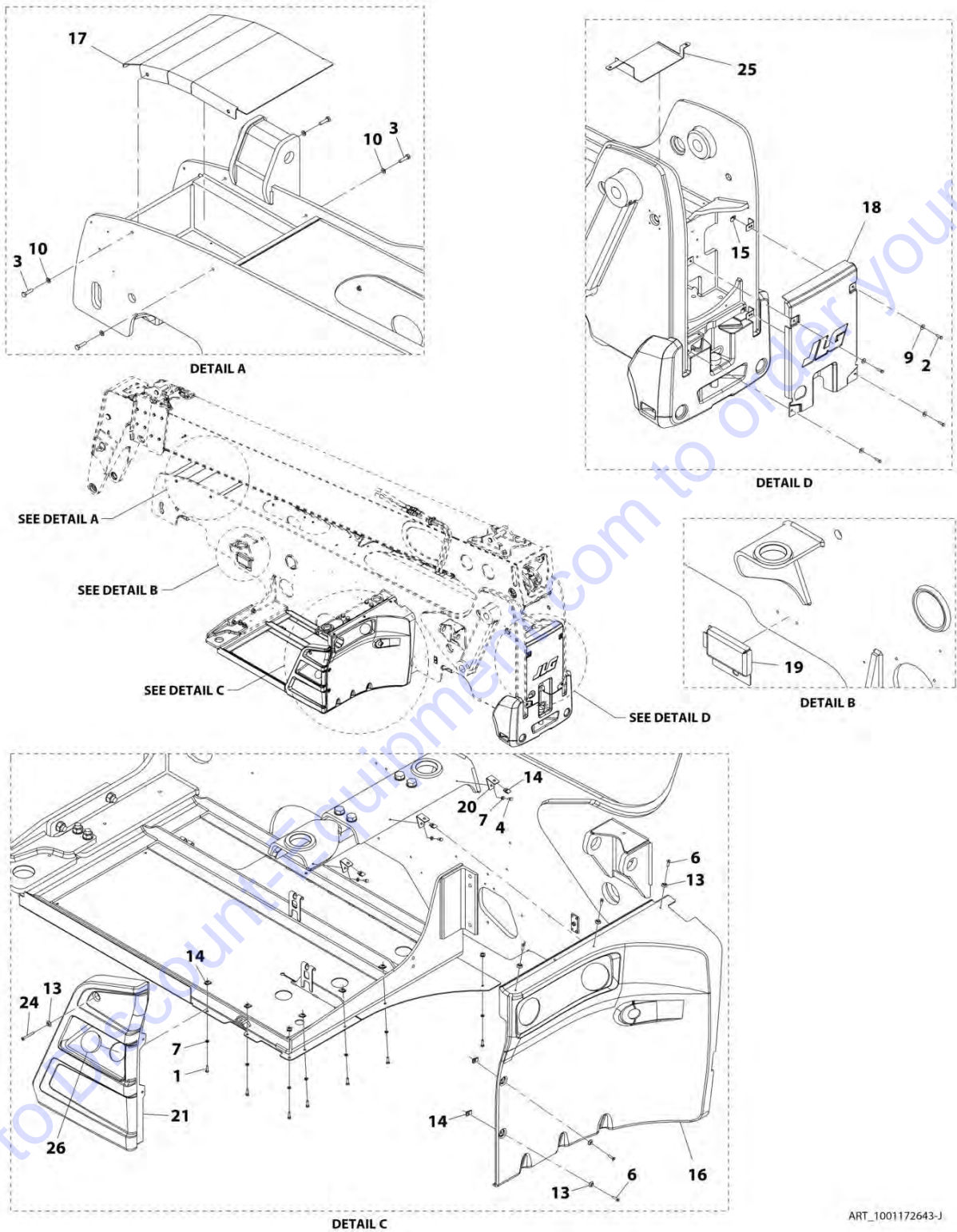
**FIGURE 1-6. COVER INSTALLATION (NO OUTRIGGERS) (ULS)**

ITEM	PART NUMBER	QTY	DESCRIPTION	REV
	1001172160	Ref	Cover Installation (No Outriggers) (ULS)	J
1	0700610	7	Bolt, M6X20	
2	0700814	4	Bolt, M8X30	
3	0701016	4	Bolt, M10X40	
4	0760606	3	Bolt, M6X12	
5	3900379	5	Screw, M6-1X25 Grade 10.9	
6	4811700	10	Washer, M6	
7	4811902	4	Washer, M8	
8	4812000	4	Washer, M10	
11	1001097540	6	Washer, M6	
12	1001130220	12	Nut, M6	
13	1001149160	4	Nut, M8	
14	1001168760	1	Cover, Side Tank	
15	1001168761	1	Cover, Rear Tank	
16	1001207343	1	Shield, Battery	
17	1001170645	1	Cover	
18	1001201646	1	Shield, Inspection Port	
19	1001171772	3	Bracket	
24	1001112902	1	Screw, M6	
25	1001204488	1	Cover, Rear Frame Module	



SECTION 1 - FRAME AND ATTACHING PARTS

FIGURE 1-7. COVER INSTALLATION (NO OUTRIGGERS) (LS)



ART\_1001172643-J

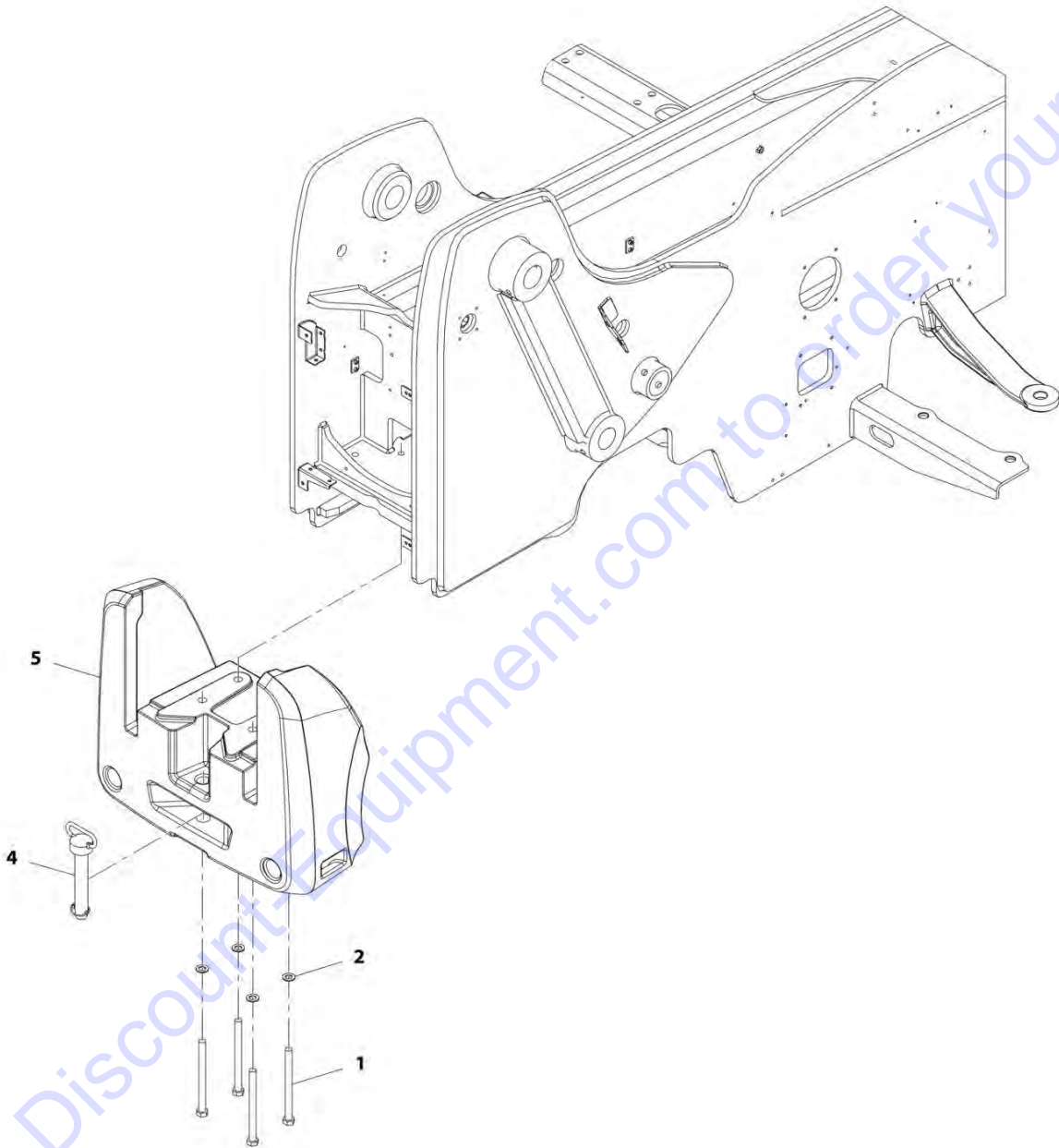
## SECTION 1 - FRAME AND ATTACHING PARTS

**FIGURE 1-7. COVER INSTALLATION (NO OUTRIGGERS) (LS)**

ITEM	PART NUMBER	QTY	DESCRIPTION	REV
	1001172643	Ref	Cover Installation (No Outriggers), 74HP (LS)	J
1	0700610	7	Bolt, M6X20	
2	0700814	4	Bolt, M8X30	
3	0701016	4	Bolt, M10X40	
4	0760606	3	Bolt, M6X12	
6	3900379	5	Screw, M6-1X25	
7	4811700	10	Washer, M6	
9	4811902	4	Washer, M8	
10	4812000	4	Washer, M10	
13	1001097540	6	Washer, M6	
14	1001130220	12	Nut, M6	
15	1001149160	4	Nut, M8	
16	1001168761	1	Cover, Rear Tank	
17	1001207343	1	Shield, Battery	
18	1001170645	1	Cover	
19	1001201646	1	Shield, Inspection Port	
20	1001171772	3	Bracket	
21	1001168760	1	Cover, Side Tank	
24	1001112902	1	Screw, M6	
25	1001204488	1	Cover, Rear Frame Module	
26	1001206746	1	Cap, Side Tank Cover	

SECTION 1 - FRAME AND ATTACHING PARTS

FIGURE 1-8. COUNTERWEIGHT INSTALLATION



ART\_1001175368-D

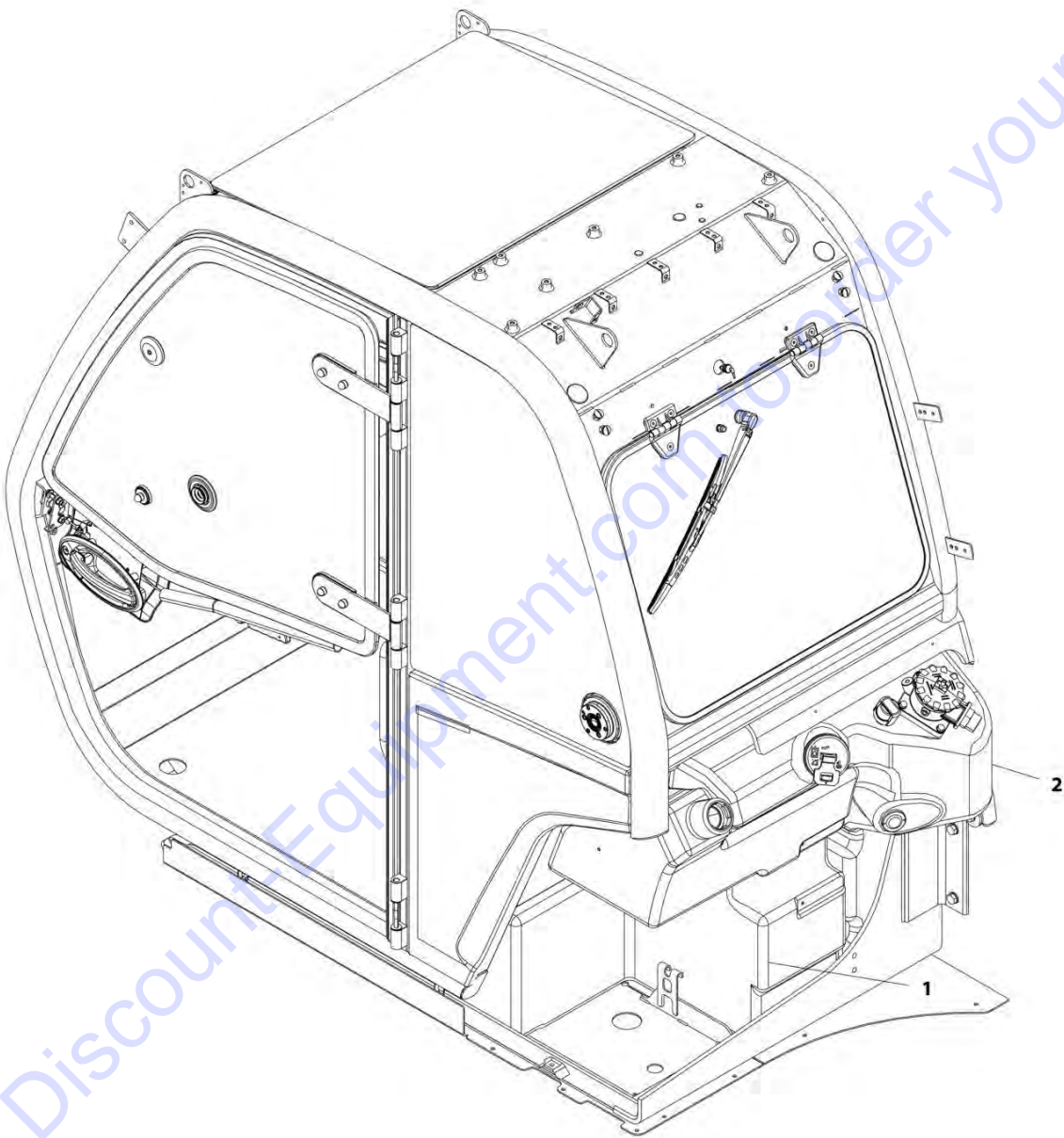
## SECTION 1 - FRAME AND ATTACHING PARTS

FIGURE 1-8. COUNTERWEIGHT INSTALLATION

ITEM	PART NUMBER	QTY	DESCRIPTION	REV
	1001175368	Ref	Counterweight Installation	D
1	0712042	4	Bolt, M20X250 Grade 10.9	
2	8310620	4	Washer, M20	
4	1001211913	1	Pin, Hitch	
5	1001177654J	1	Counterweight	

SECTION 1 - FRAME AND ATTACHING PARTS

FIGURE 1-9. TANK INSTALLATION



ART\_1001160735-A

## SECTION 1 - FRAME AND ATTACHING PARTS

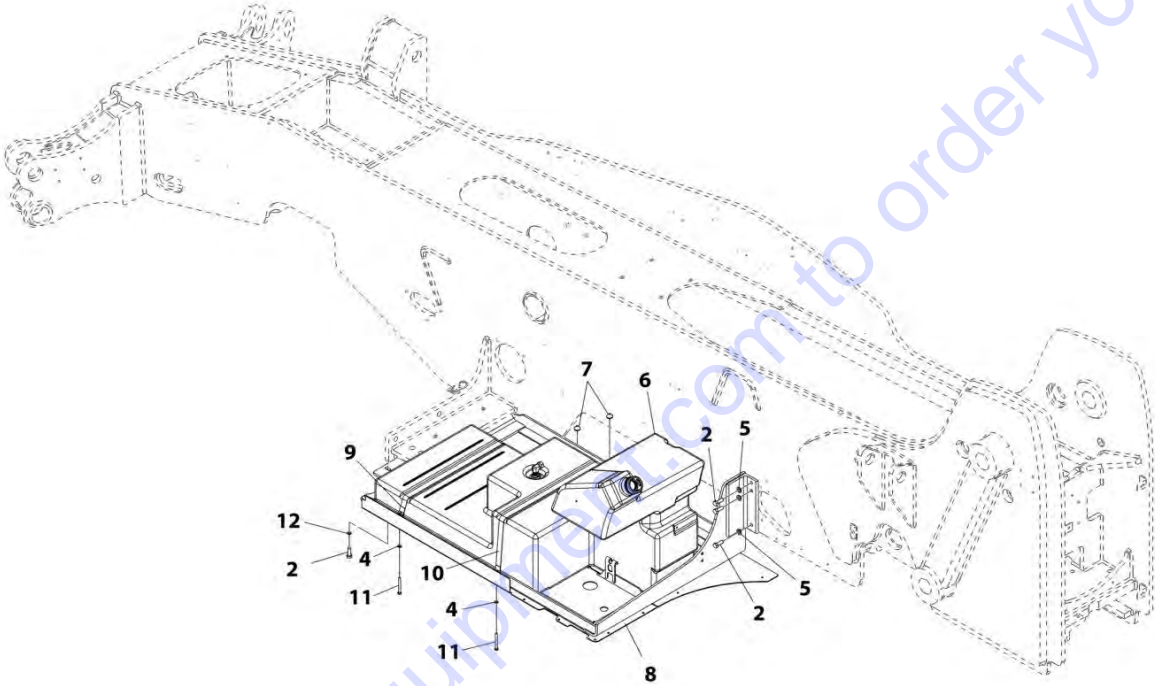
FIGURE 1-9. TANK INSTALLATION

ITEM	PART NUMBER	QTY	DESCRIPTION	REV
1	1001160735	Ref	Tank Installation	A
	1001171153	Ref	Installation, Fuel Tank (See Separate Breakdown in this Section)	
2	1001171154	Ref	Installation, Hydraulic Tank (See Separate Breakdown in this Section)	



SECTION 1 - FRAME AND ATTACHING PARTS

FIGURE 1-10. FUEL TANK INSTALLATION



ART\_1001171153-H

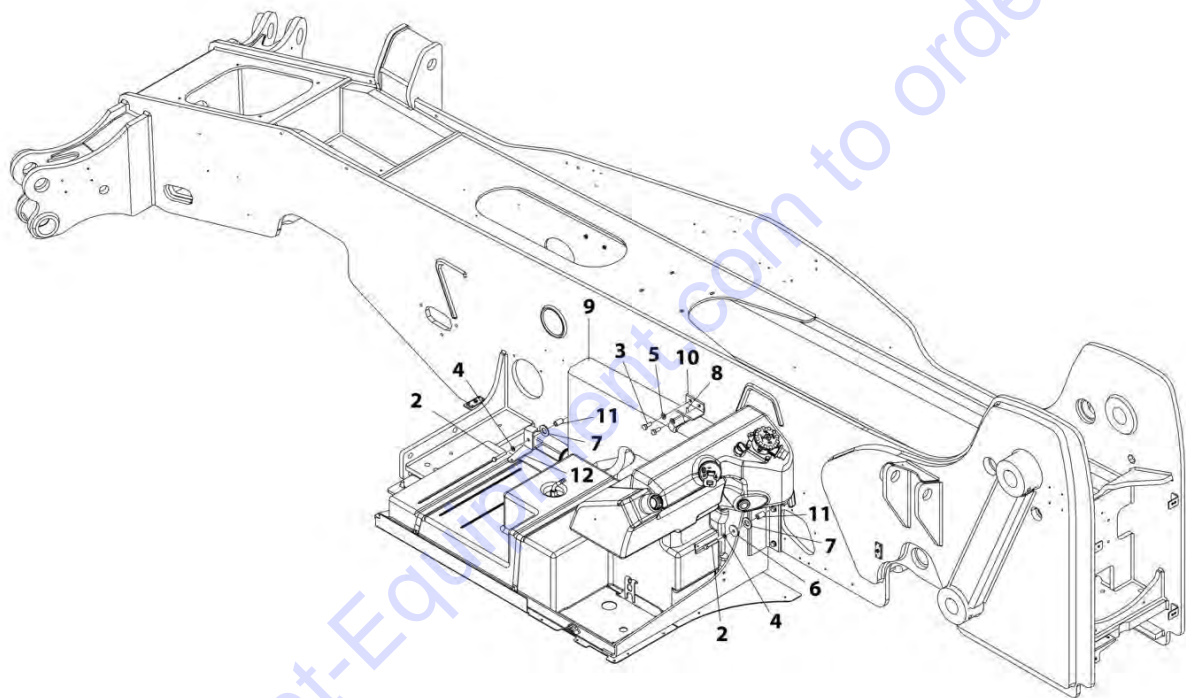
## SECTION 1 - FRAME AND ATTACHING PARTS

**FIGURE 1-10. FUEL TANK INSTALLATION**

ITEM	PART NUMBER	QTY	DESCRIPTION	REV
	1001171153	Ref	Fuel Tank Installation	H
2	0761215	6	Bolt, M12X35	
4	4811900	2	Washer, M8	
5	4812100	3	Washer, M12	
6	1001211432	1	Tank, Fuel (See Separate Breakdown in Engine and Attaching Parts Section)	
7	1001169454	4	Mount, Buffer	
8	1001169602	1	Support, Tank Plate	
9	1001170071	1	Strap, Tank	
10	1001170072	1	Strap, Tank	
11	0760823	2	Bolt, M8X75	
12	4812102	3	Washer, M12	

SECTION 1 - FRAME AND ATTACHING PARTS

FIGURE 1-11. HYDRAULIC TANK INSTALLATION



ART\_1001171154-E


## SECTION 1 - FRAME AND ATTACHING PARTS

FIGURE 1-11. HYDRAULIC TANK INSTALLATION

ITEM	PART NUMBER	QTY	DESCRIPTION	REV
	1001171154	Ref	Hydraulic Tank Installation	E
2	0701020	2	Bolt, M10X60	
3	0761214	2	Bolt, M12X30	
4	4812000	2	Washer, M10	
5	4812100	2	Washer, M12	
6	1001172147	1	Washer, M10	
7	1001172146	2	Washer, Rubber	
8	1001008575	1	Bumper, Conical	
9	1001163067	Ref	Tank, Hydraulic (See Separate Breakdown in Hydraulic Components Section)	
10	1001169461	1	Bracket	
11	1001171179	2	Spacer	
12	1001210707	1	Bracket	

**SECTION 1 - FRAME AND ATTACHING PARTS**

**FIGURE 1-12. FUEL CAP ASSEMBLY**



ART\_1001194978-A

## SECTION 1 - FRAME AND ATTACHING PARTS

FIGURE 1-12. FUEL CAP ASSEMBLY

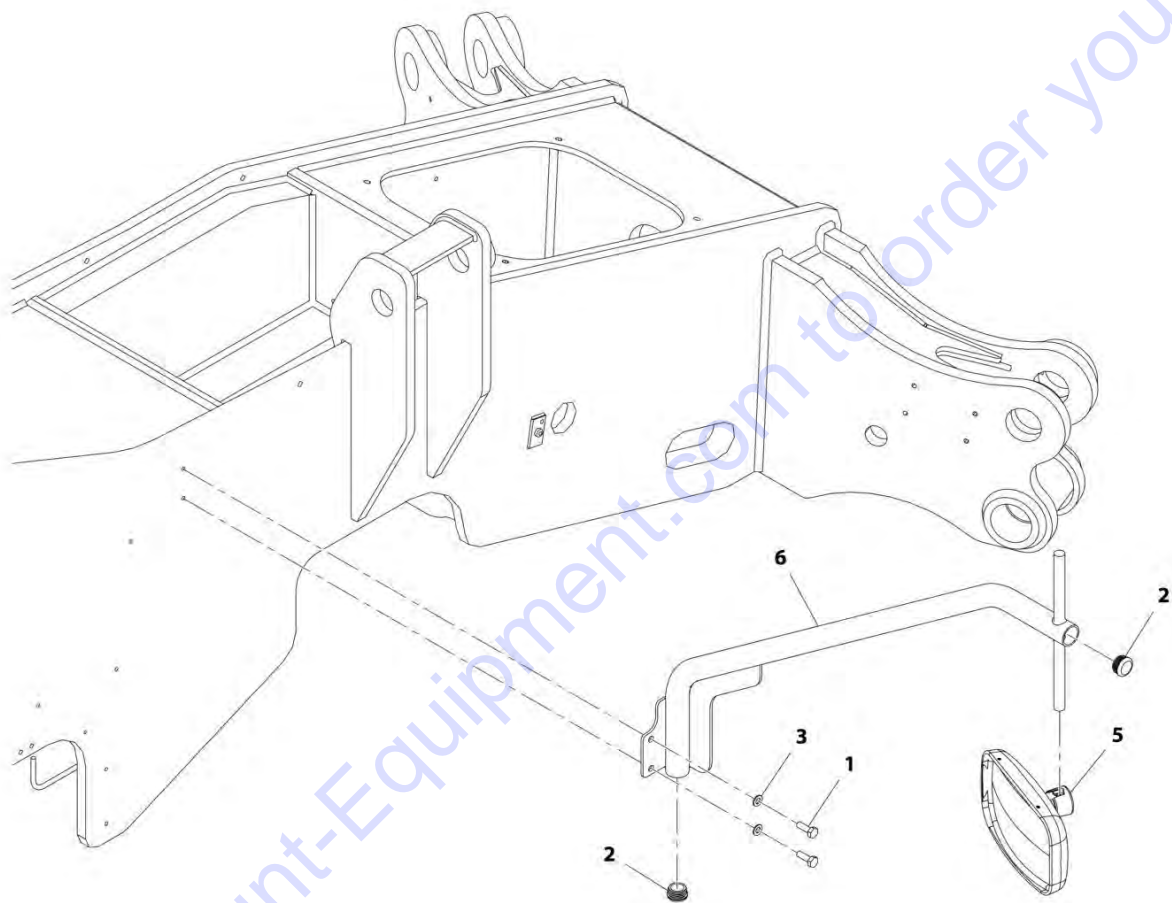
ITEM	PART NUMBER	QTY	DESCRIPTION	REV
1	1001194978	1	Fuel Cap Assembly	A

Go to Discount-Equipment.com to order your parts



SECTION 1 - FRAME AND ATTACHING PARTS

FIGURE 1-13. MIRROR INSTALLATION



ART\_1001160255-D

## SECTION 1 - FRAME AND ATTACHING PARTS

FIGURE 1-13. MIRROR INSTALLATION

ITEM	PART NUMBER	QTY	DESCRIPTION	REV
	1001160255	Ref	Mirror Installation	D
1	0701014	2	Bolt, M10X30 Grade 8	
2	3520186	2	Plug	
3	4812000	2	Washer, M10	
5	1001191635	1	Mirror, Convex	
6	1001191603	1	Bracket	



**SECTION 2 - BOOM**

SECTION 2 - BOOM

FIGURE 2-1. BOOM ASSEMBLY

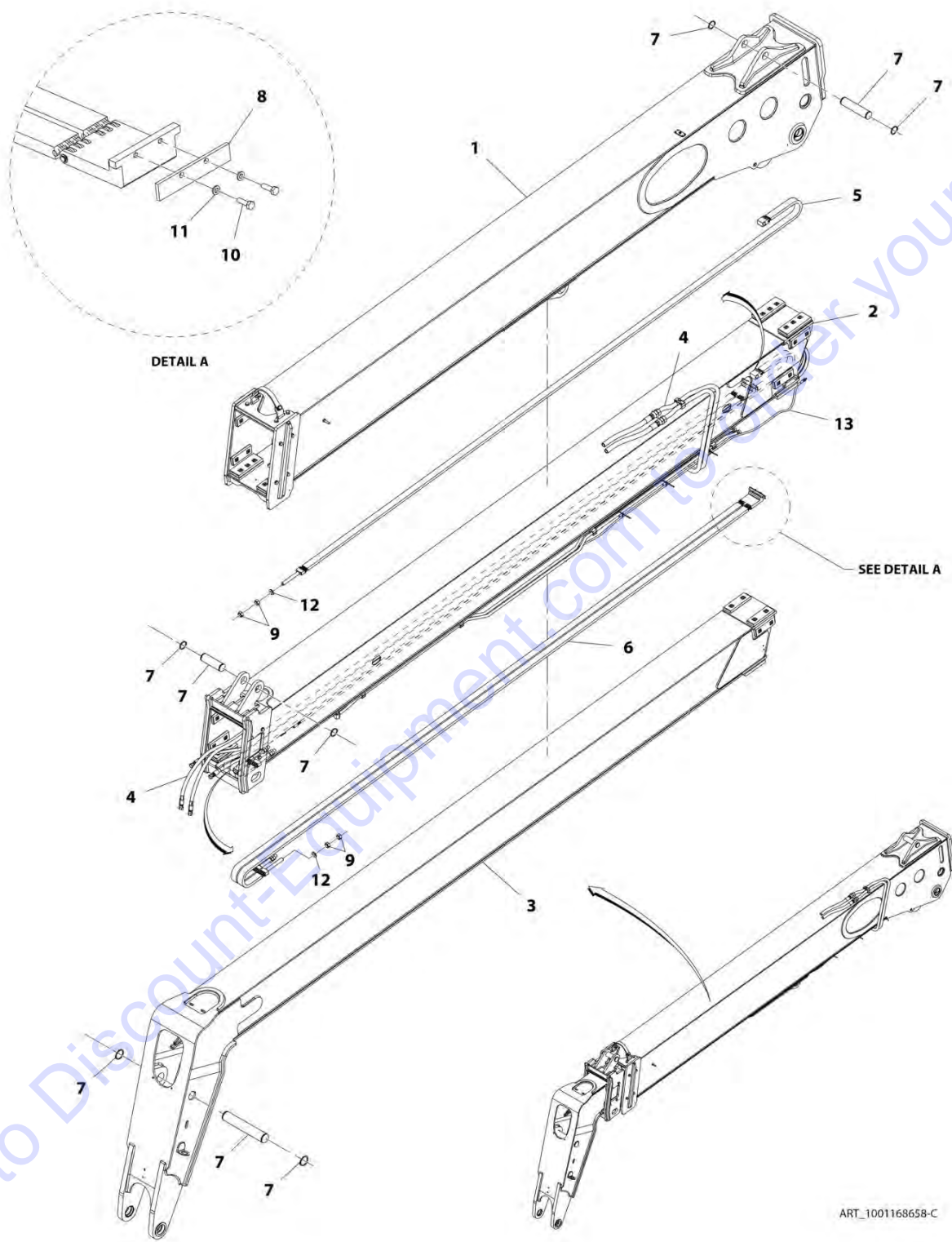


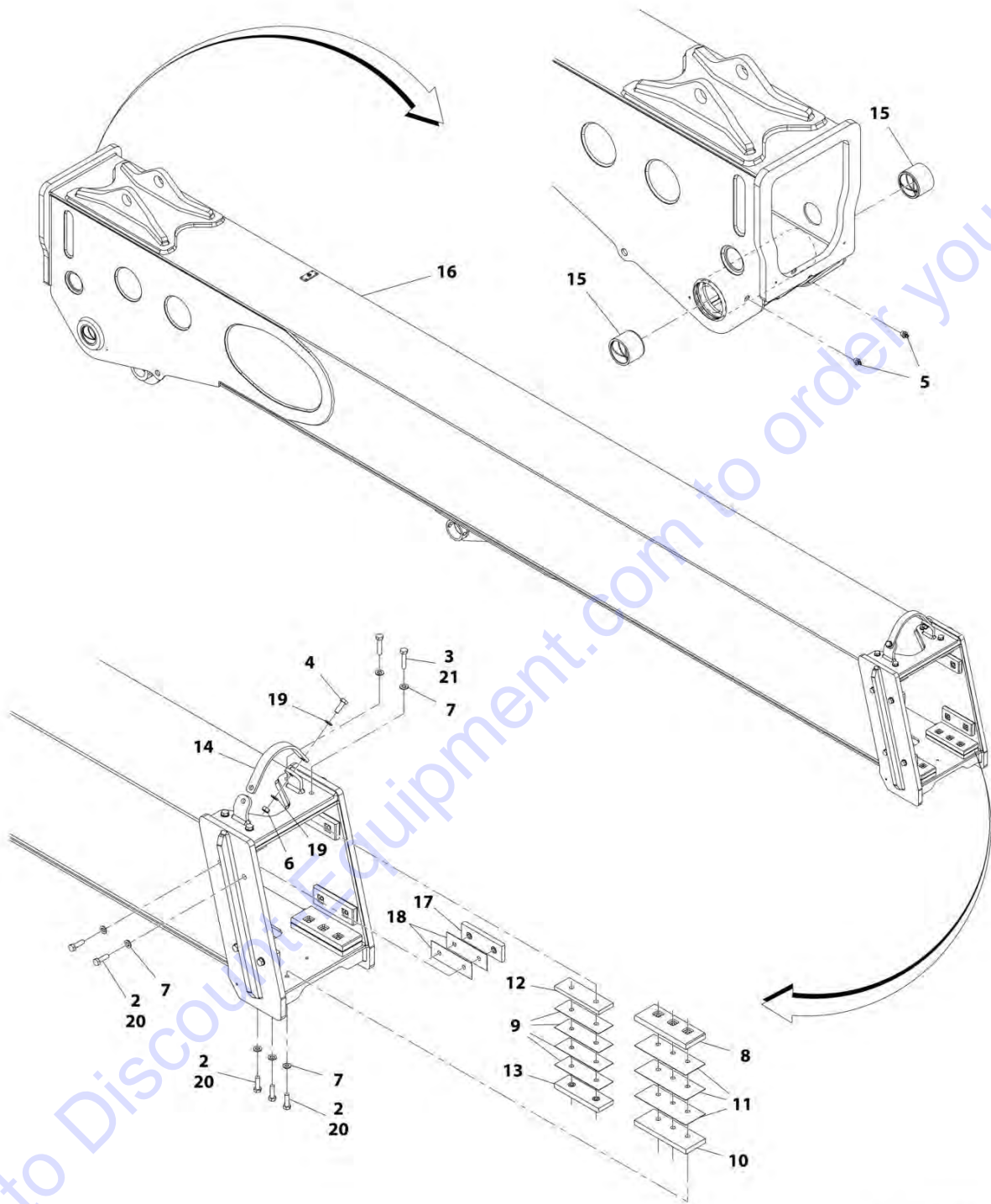
FIGURE 2-1. BOOM ASSEMBLY

ITEM	PART NUMBER	QTY	DESCRIPTION	REV
	1001168658	1	Boom Assembly	C
1	1001168341	1	Assembly, First Boom Section (See FIRST BOOM SECTION ASSEMBLY for Breakdown)	
2	1001168546	1	Assembly, Second Boom Section (See SECOND BOOM SECTION ASSEMBLY for Breakdown)	
3	1001168602	1	Assembly, Third Boom Section (See THIRD BOOM SECTION ASSEMBLY for Breakdown)	
4	1001173471	Ref	Installation, Boom Hydraulic Tubes (See HYDRAULIC CIRCUITS SECTION for Breakdown)	
5	1001169278	Ref	Installation, Retract Chain (See RETRACT CHAIN INSTALLATION for Breakdown)	
6	1001169281	Ref	Installation, Extend Chain (See EXTEND CHAIN INSTALLATION for Breakdown)	
7	1001173541	Ref	Installation, Pins (See PINS INSTALLATION for Breakdown)	
8	1001171450	1	Plate, Clevis	
9	3332011	6	Nut, M20X2.5	
10	0700610	2	Bolt, M6X20	
11	4811700	2	Washer, M6	
12	4812500	3	Washer, M20	
13	1001186859	1	Hose	



SECTION 2 - BOOM

FIGURE 2-2. FIRST BOOM SECTION ASSEMBLY



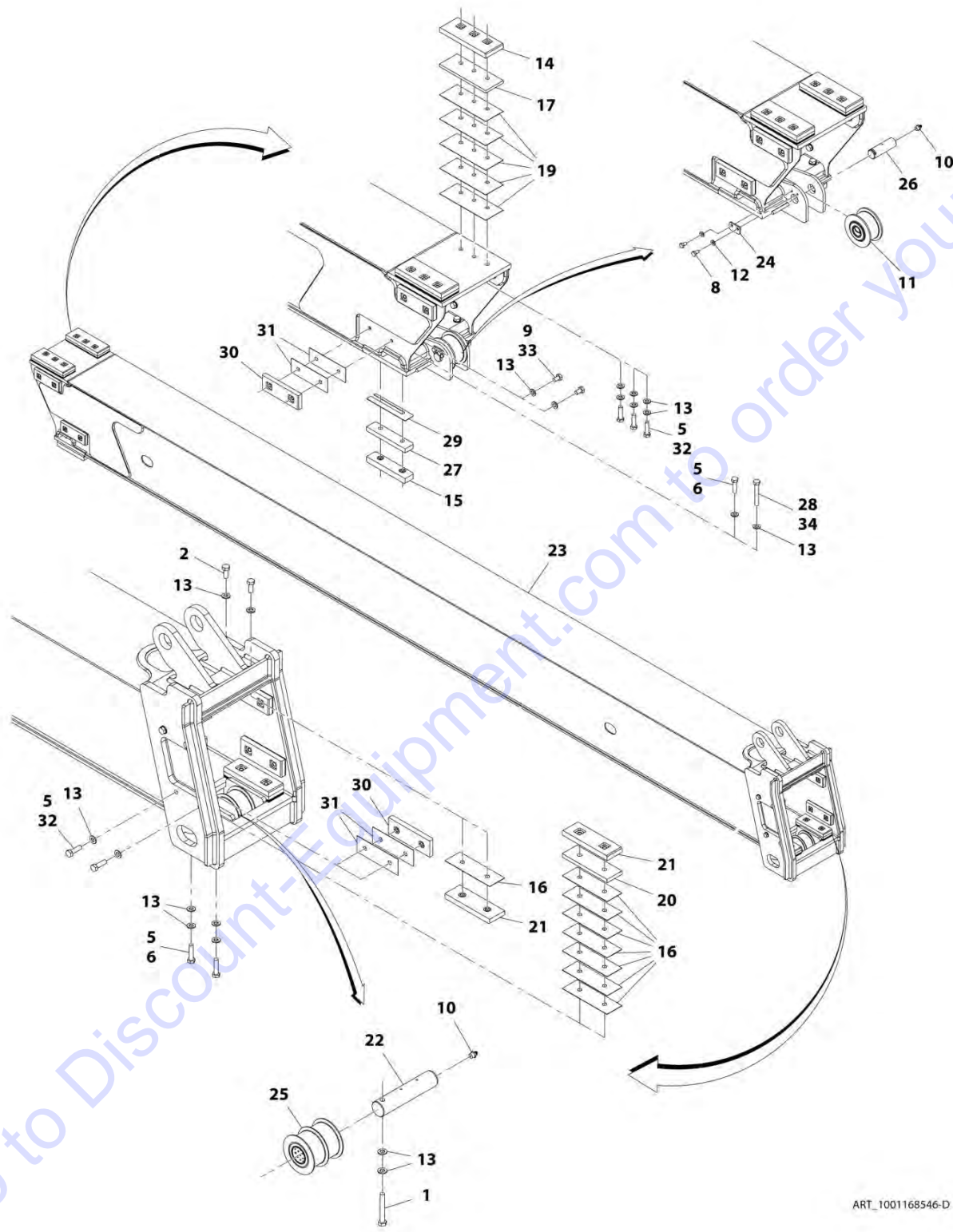
ART\_1001168341-D

FIGURE 2-2. FIRST BOOM SECTION ASSEMBLY

ITEM	PART NUMBER	QTY	DESCRIPTION	REV
	1001168341	Ref	First Boom Section Assembly	D
2	0711216	14	Bolt, M12X40 Grade 10.9	
3	0711219	4	Bolt, M12X55 Grade 10.9	
4	0711215	2	Bolt, M12X35	
5	2160016	2	Fitting, Grease	
6	3291201	2	Nut, M12X1.75 Grade 8	
7	1001125117	AR	Washer, M12	
8	1001162469	2	Pad	
9	1001163034	AR	Plate, Spacer	
10	1001189714	2	Plate, Stop	
11	1001163112	AR	Plate, Spacer	
12	1001163136	2	Plate, Stop	
13	1001165171	2	Pad	
14	1001168368	1	Strap	
15	1001188244	2	Bearing, Boom Pivot	
16	1001168342J	1	Boom, First	
17	1001165172	4	Pad	
18	1001165367	AR	Plate, Spacer	
19	4812100	4	Washer, M12	
20	0711217	AR	Bolt, M12X45	
21	0711220	AR	Bolt, M12-1.75X60 Grade 10.9	

SECTION 2 - BOOM

FIGURE 2-3. SECOND BOOM SECTION ASSEMBLY



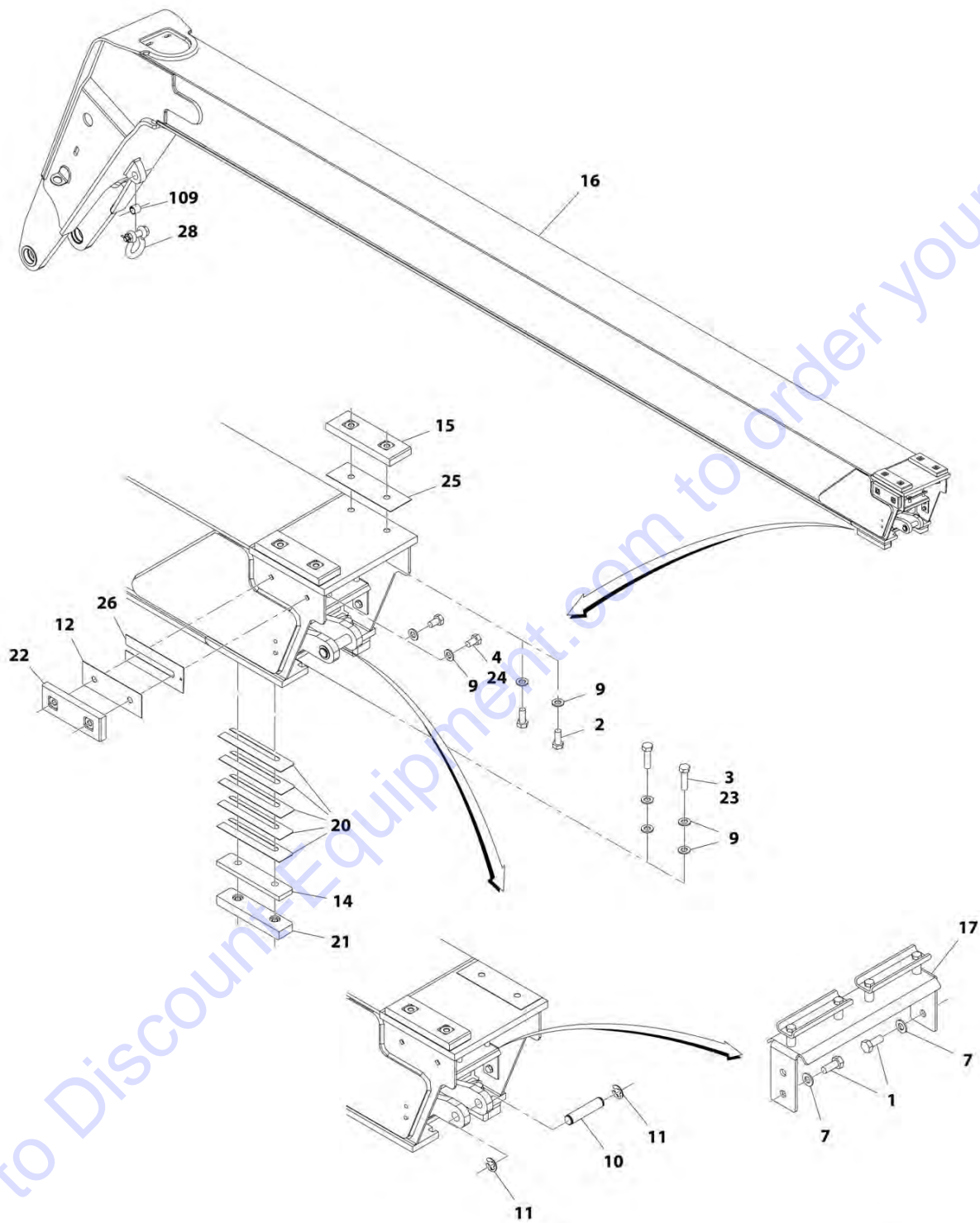
ART\_1001168546-D

FIGURE 2-3. SECOND BOOM SECTION ASSEMBLY

ITEM	PART NUMBER	QTY	DESCRIPTION	REV
	1001168546	Ref	Second Boom Section Assembly	D
1	0701226	1	Bolt, M12X90 Grade 10.9	
2	0711214	4	Bolt, M12X30 Grade 10.9	
5	0711217	8	Bolt, M12X45	
6	0711218	4	Bolt, M12X50 Grade 10.9	
8	0770807	2	Bolt, M8X14 Grade 10.9	
9	0771210	8	Bolt, M12X20 Grade 10.9	
10	2160016	2	Fitting, Grease	
11	7138986	1	Sheave, Retract Chain (See RETRACT CHAIN SHEAVE for Breakdown)	
12	4811900	2	Washer, M8	
13	1001125117	AR	Washer, M12	
14	1001162469	2	Pad	
15	1001163029	2	Pad	
16	1001163034	AR	Plate, Spacer	
17	1001163035	2	Plate, Stop	
19	1001163112	AR	Plate, Spacer	
20	1001163136	2	Plate, Stop	
21	1001165171	4	Pad	
22	1001167493	1	Pin	
23	1001168547	1	Boom, Second	
24	1001168561	1	Bracket	
25	1001168567	1	Roller, Extend Chain (See EXTEND CHAIN ROLLER for Breakdown)	
26	1001168587	1	Pin, Boom Chain Pulley	
27	1001189492	2	Plate, Stop	
28	0711225	2	Bolt, M12X85 Grade 10.9	
29	1001189793	AR	Shim	
30	1001165172	8	Pad	
31	1001165367	AR	Plate, Spacer	
32	0711216	8	Bolt, M12X40 Grade 10.9	
33	0771212	AR	Bolt, M12X25 Grade 10.9	
34	0711226	AR	Bolt, M12X90 Grade 10.9	

SECTION 2 - BOOM

FIGURE 2-4. THIRD BOOM SECTION ASSEMBLY



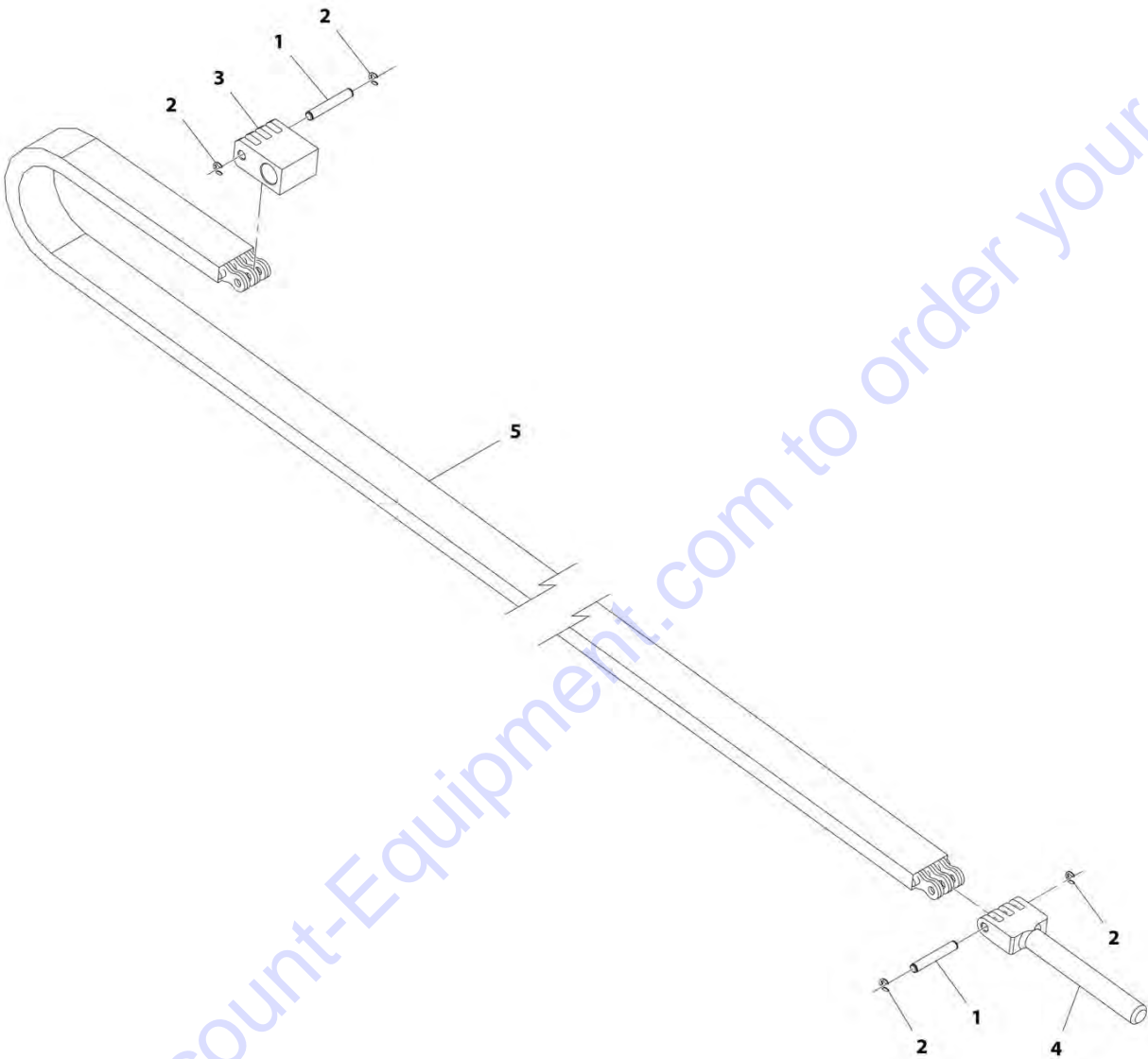
ART\_1001168602-H

FIGURE 2-4. THIRD BOOM SECTION ASSEMBLY

ITEM	PART NUMBER	QTY	DESCRIPTION	REV
	1001168602	1	Third Boom Section Assembly	H
1	0760810	4	Bolt, M8X20	
2	0711214	4	Bolt, M12X30 Grade 10.9	
3	0711217	4	Bolt, M12X45	
4	0771210	4	Bolt, M12X20 Grade 10.9	
7	4811900	4	Washer, M8	
9	1001125117	AR	Washer, M12	
10	1001163712	1	Pin	
11	1001163704	2	Ring, M15	
12	1001165367	AR	Plate, Spacer	
14	1001168589	2	Plate, Stop	
15	1001165171	2	Pad	
16	1001168603	1	Boom, Third	
17	1001168630	Ref	Installation, Hose Bracket (See HOSE BRACKET INSTALLATION for Breakdown)	
20	1001189793	AR	Shim	
21	1001163029	2	Pad	
22	1001165172	2	Pad	
23	0711216	AR	Bolt, M12X40 Grade 10.9	
24	0771212	AR	Bolt, M12X25 Grade 10.9	
25	1001163034	AR	Plate, Spacer	
26	1001200989	AR	Plate, Shim	
28	1001204045	1	Clevis	
109	1001204047	1	Sleeve	

SECTION 2 - BOOM

FIGURE 2-5. RETRACT CHAIN INSTALLATION



ART\_1001169278-B

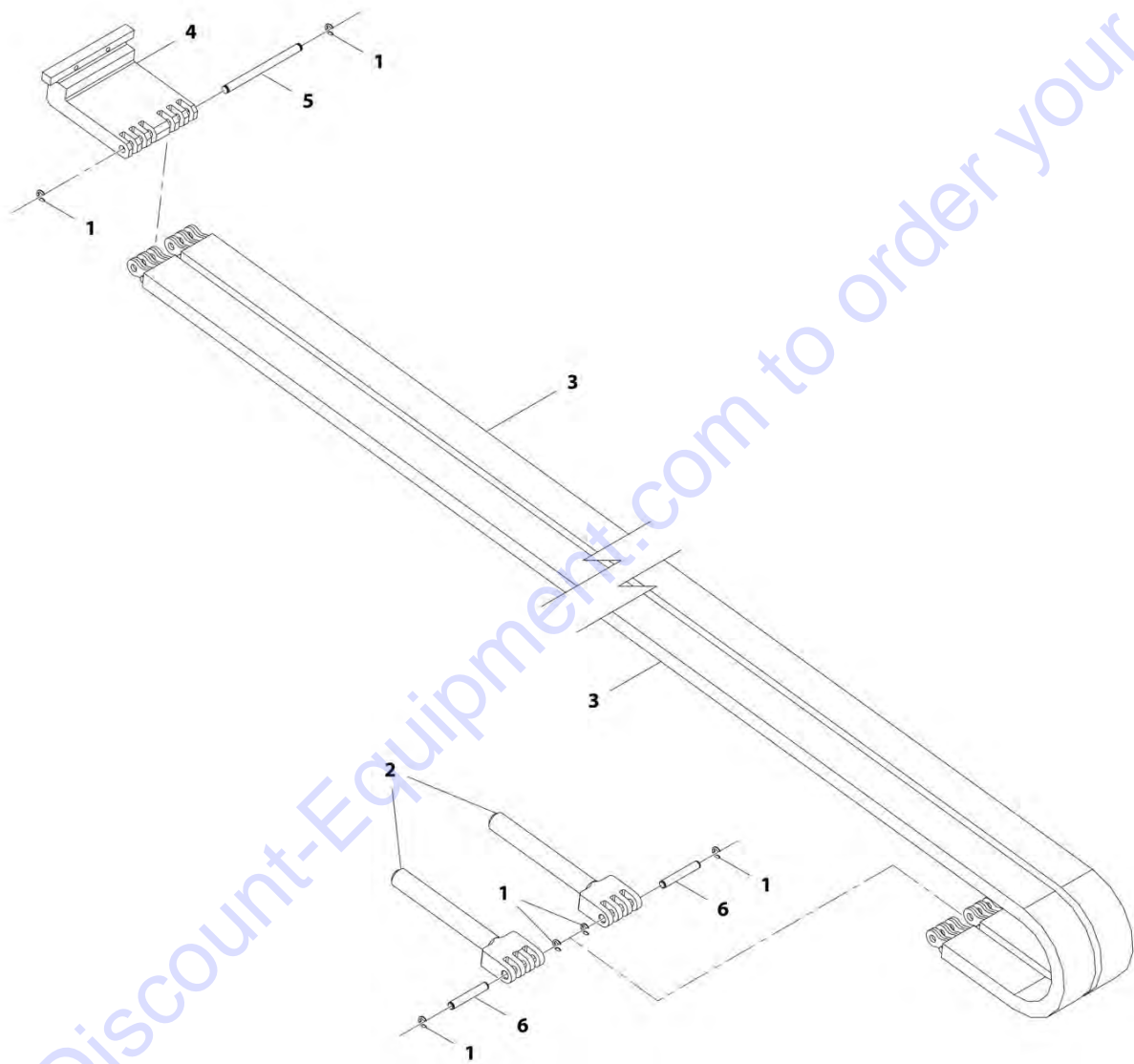
FIGURE 2-5. RETRACT CHAIN INSTALLATION

ITEM	PART NUMBER	QTY	DESCRIPTION	REV
	1001169278	Ref	Retract Chain Installation	B
1	1001187785	2	Pin, Clevis	
2	1001166163	4	Ring, External M6	
3	1001166233	1	Clevis, Chain	
4	1001166235	1	Clevis, Chain	
5	1001169279	1	Chain, Retract	



SECTION 2 - BOOM

FIGURE 2-6. EXTEND CHAIN INSTALLATION



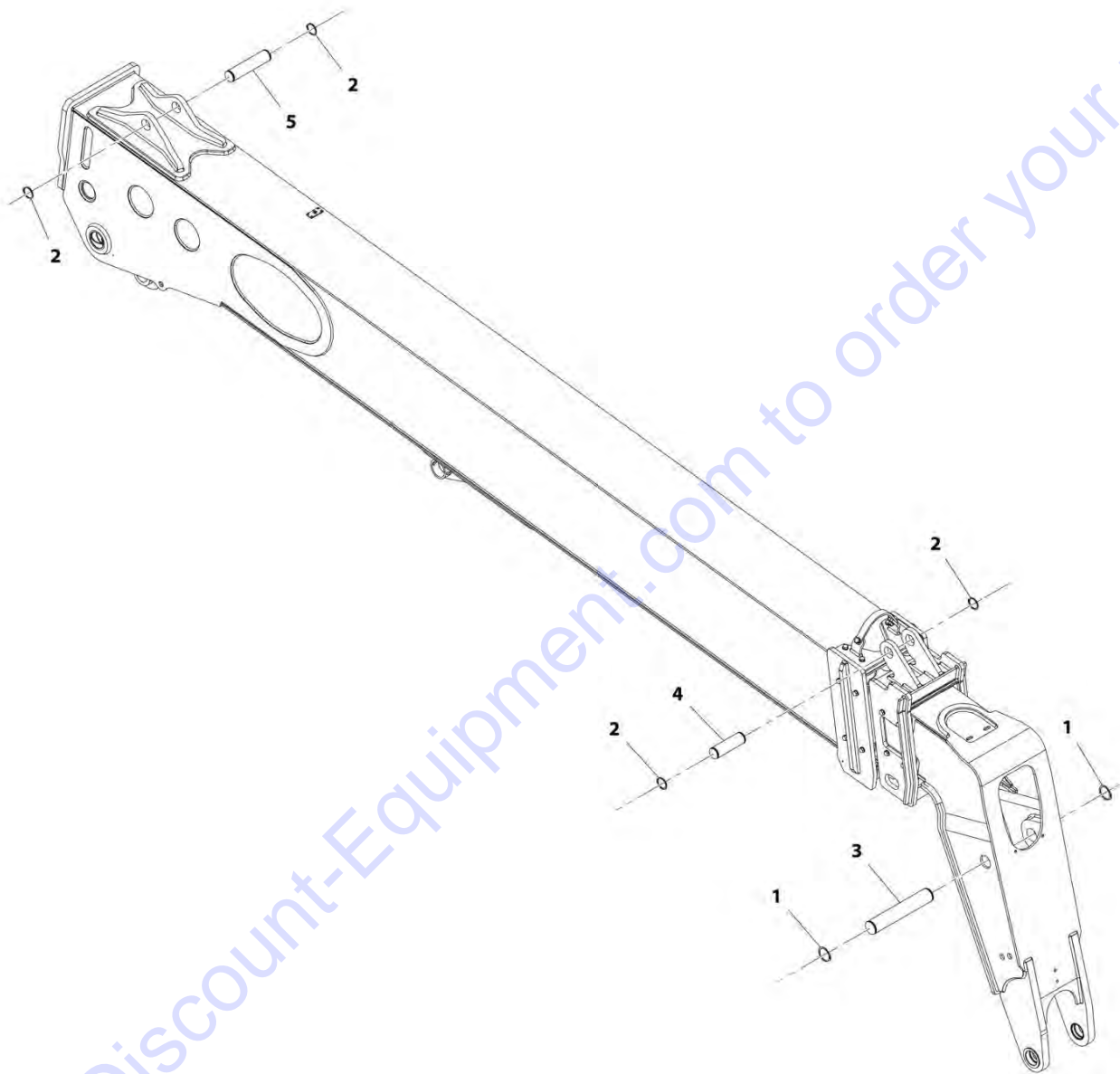
ART\_1001169281-B

FIGURE 2-6. EXTEND CHAIN INSTALLATION

ITEM	PART NUMBER	QTY	DESCRIPTION	REV
	1001169281	Ref	Extend Chain Installation	B
1	1001166163	6	Ring, External M6	
2	1001166235	2	Clevis, Chain	
3	1001169279	2	Chain, Retract	
4	1001169373	1	Clevis, Dual	
5	1001169379	1	Pin, Clevis	
6	1001187785	2	Pin, Clevis	

SECTION 2 - BOOM

FIGURE 2-7. PINS INSTALLATION



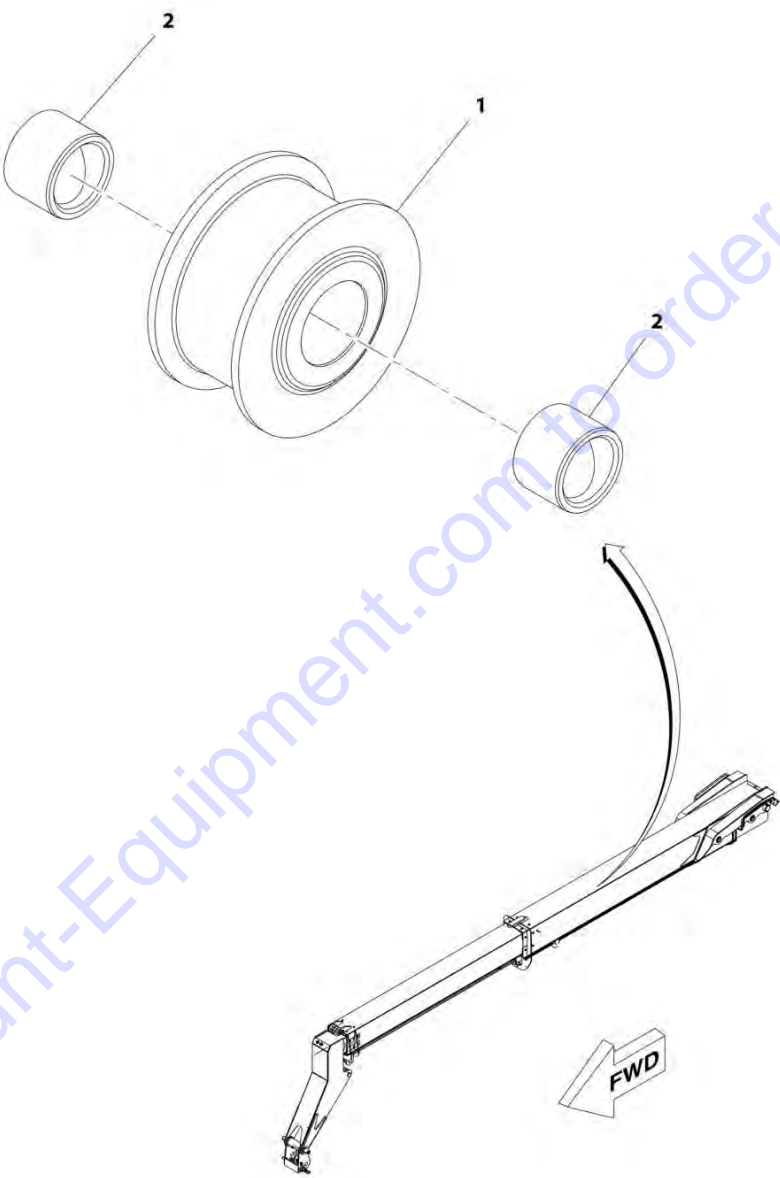
ART\_1001173541-B

FIGURE 2-7. PINS INSTALLATION

ITEM	PART NUMBER	QTY	DESCRIPTION	REV
	1001173541	Ref	Pins Installation	B
1	3760463	2	Ring, Retaining M60	
2	3760493	4	Ring, Retaining M50	
3	1001173538	1	Pin, Tilt Cylinder	
4	1001173539	1	Pin	
5	1001173540	1	Pin	

SECTION 2 - BOOM

FIGURE 2-8. RETRACT CHAIN SHEAVE



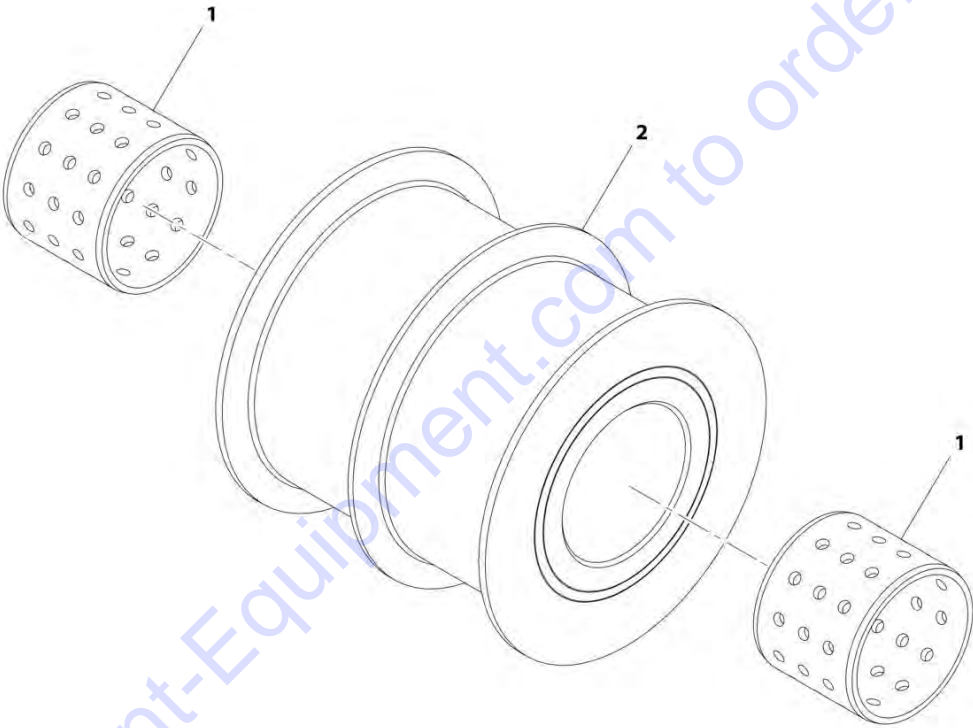
ART\_7138986-C

FIGURE 2-8. RETRACT CHAIN SHEAVE

ITEM	PART NUMBER	QTY	DESCRIPTION	REV
	7138986	Ref	Retract Chain Sheave	C
1	7138978	1	Sheave, Retract Chain	
2	7138979	2	Bushing, Sheave Retract Chain	

SECTION 2 - BOOM

FIGURE 2-9. EXTEND CHAIN ROLLER



ART\_1001168567-C

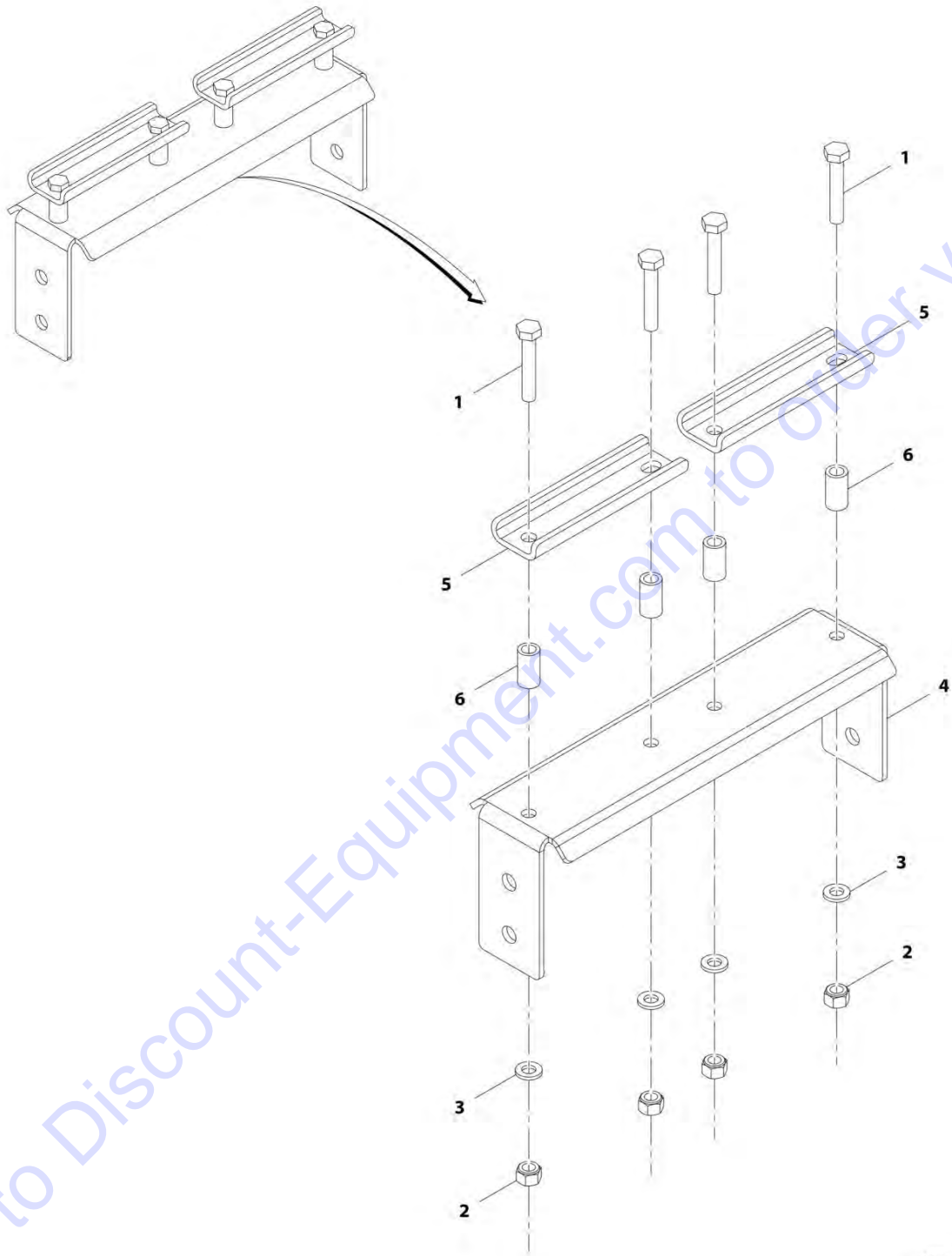
FIGURE 2-9. EXTEND CHAIN ROLLER

ITEM	PART NUMBER	QTY	DESCRIPTION	REV
	1001168567	Ref	Extend Chain Roller	C
1	0440296	2	Bearing	
2	1001168831	1	Roller, Extend Chain	



SECTION 2 - BOOM

FIGURE 2-10. HOSE BRACKET INSTALLATION



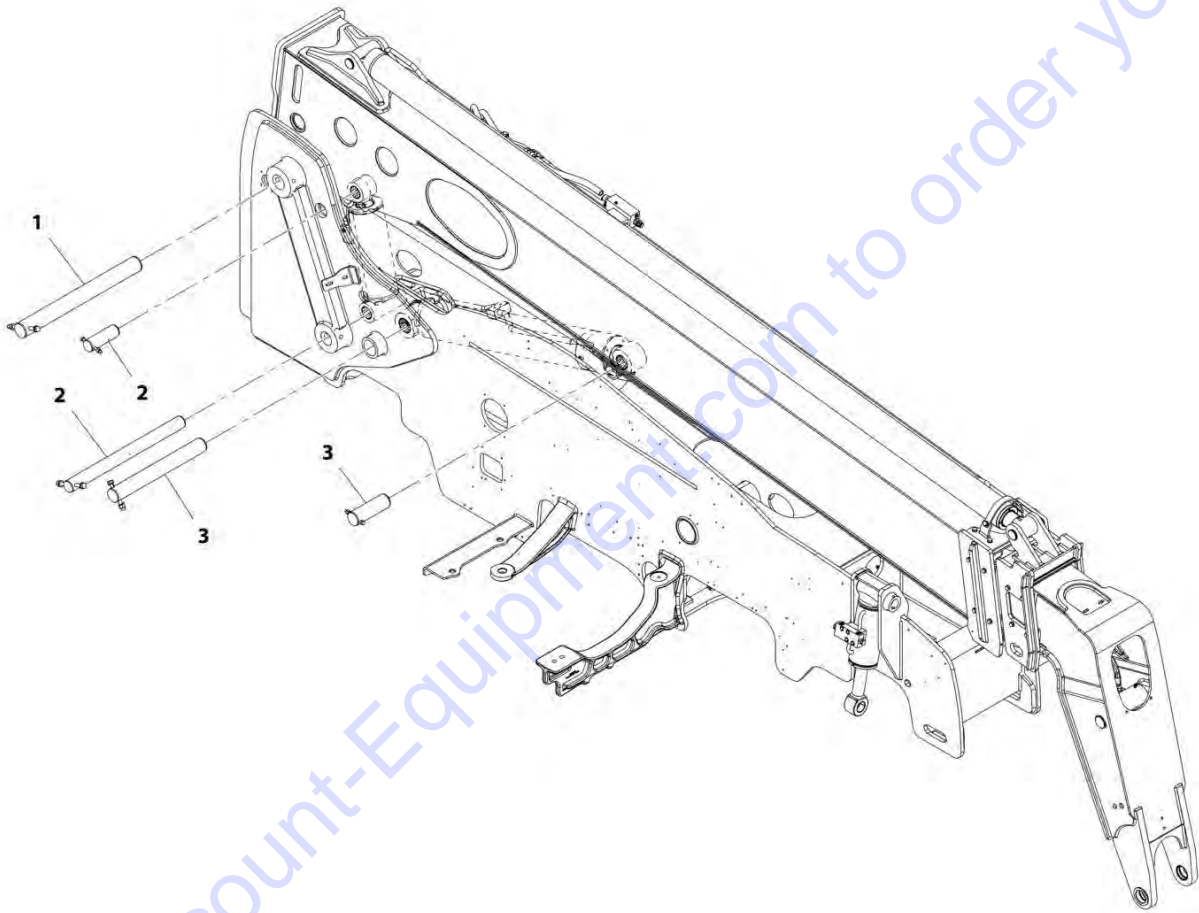
ART\_1001168630-B

FIGURE 2-10. HOSE BRACKET INSTALLATION

ITEM	PART NUMBER	QTY	DESCRIPTION	REV
	1001168630	Ref	Hose Bracket Installation	B
1	0760615	4	Bolt, M6X35	
2	3290605	4	Nut, Lock M6X1 Grade 8	
3	4811700	4	Washer, M6	
4	1001168632	1	Bracket	
5	1001169209	2	Plate	
6	1001169214	4	Spacer	

SECTION 2 - BOOM

FIGURE 2-11. BOOM PINNING INSTALLATION



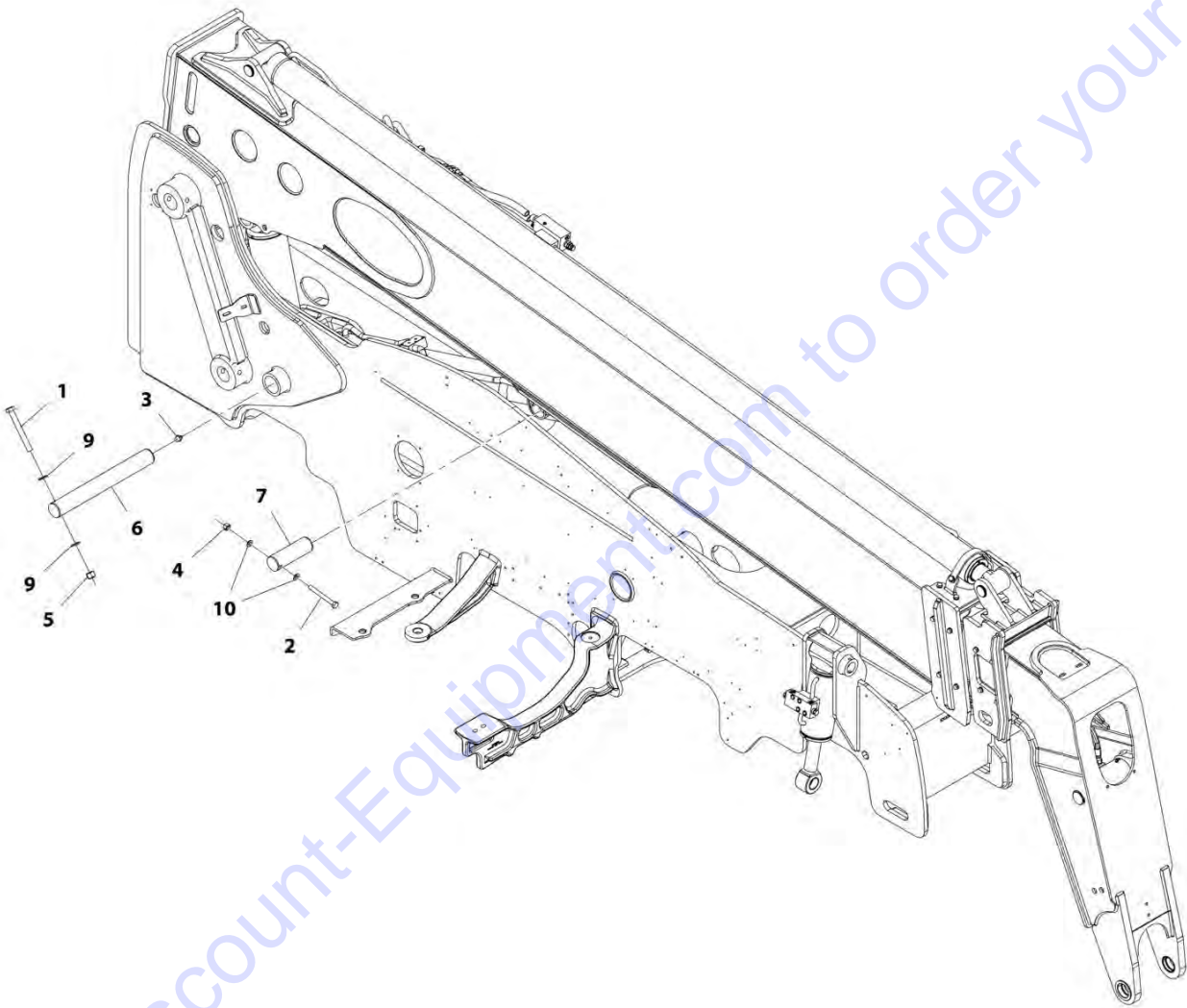
ART\_1001168486-B

FIGURE 2-11. BOOM PINNING INSTALLATION

ITEM	PART NUMBER	QTY	DESCRIPTION	REV
1	1001168486	Ref	Boom Pinning Installation	B
	1001172344	Ref	Installation, Boom Pivot Pin (See BOOM PIVOT PIN INSTALLATION for Breakdown)	
2	1001172345	Ref	Installation, Compensation Cylinder Pins (See COMPENSATION CYLINDER PINS INSTALLATION for Breakdown)	
3	1001172346	Ref	Installation, Lift Cylinder Pins (See LIFT CYLINDER PINS INSTALLATION for Breakdown)	

SECTION 2 - BOOM

FIGURE 2-12. LIFT CYLINDER PINS INSTALLATION



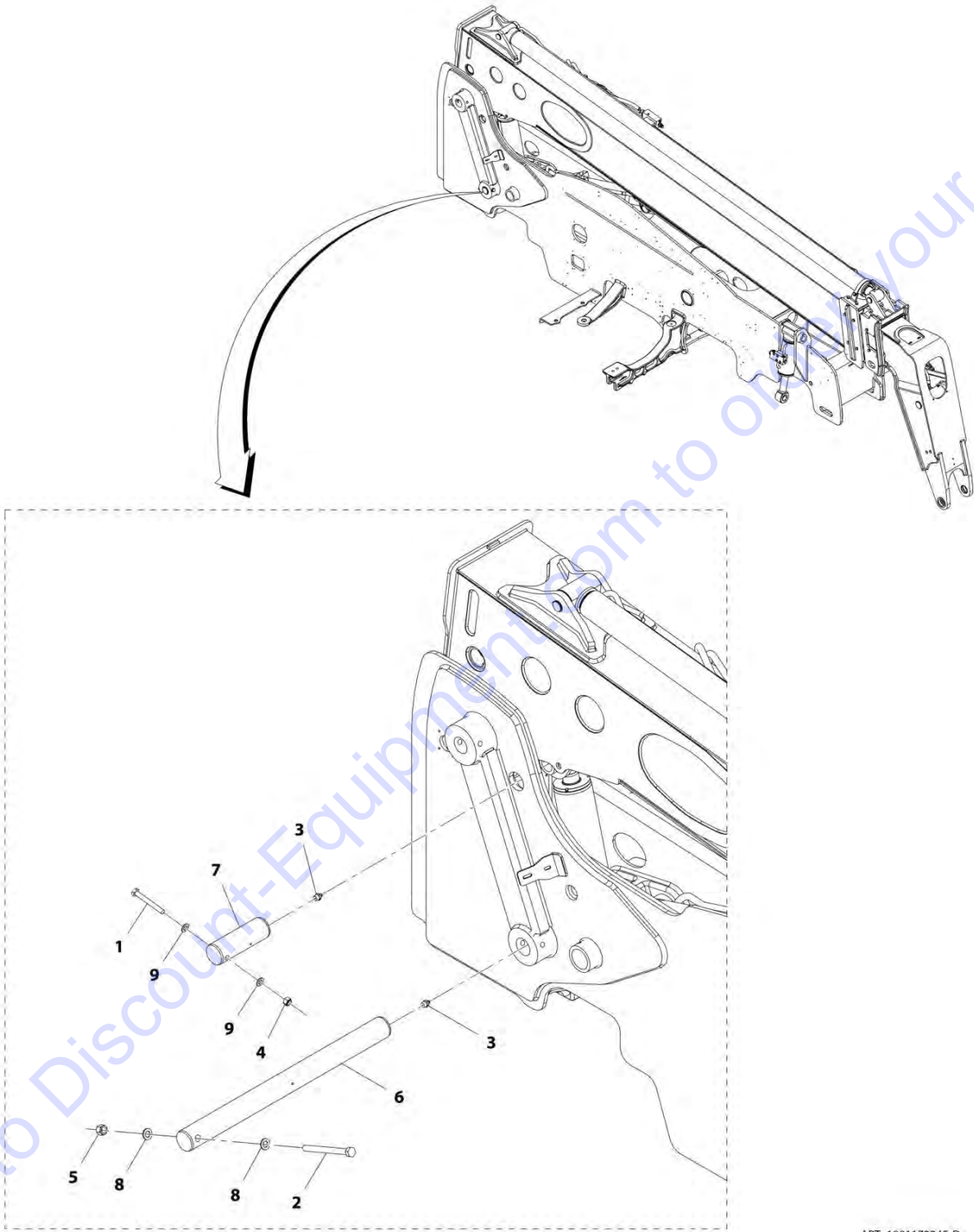
ART\_1001172346-G

FIGURE 2-12. LIFT CYLINDER PINS INSTALLATION

ITEM	PART NUMBER	QTY	DESCRIPTION	REV
	1001172346	Ref	Lift Cylinder Pins Installation	G
1	0711631	1	Bolt, M16X140	
2	0711228	1	Bolt, M12X110	
3	2160016	1	Fitting, Grease	
4	3291205	1	Nut, Lock M12X1.75 Grade 8	
5	3291605	1	Nut, Lock M16X2 Grade 8	
6	1001172350	1	Pin, Cylinder	
7	1001205335	1	Pin, Cylinder	
9	4812300	2	Washer, M16	
10	4812100	2	Washer, M12	

SECTION 2 - BOOM

FIGURE 2-13. COMPENSATION CYLINDER PINS INSTALLATION



ART\_1001172345-D

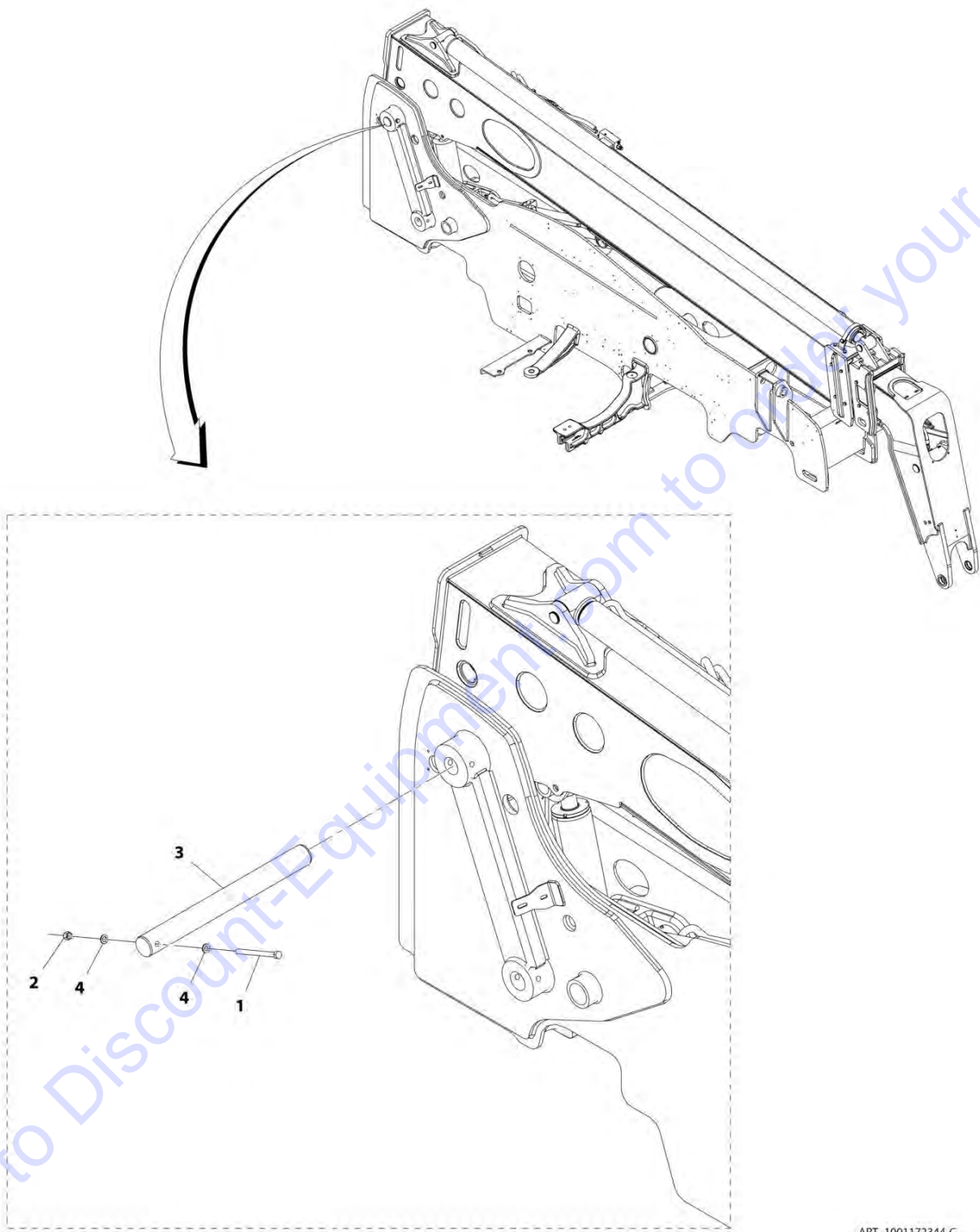
FIGURE 2-13. COMPENSATION CYLINDER PINS INSTALLATION

ITEM	PART NUMBER	QTY	DESCRIPTION	REV
	1001172345	Ref	Compensation Cylinder Pins Installation	D
1	0711229	1	Bolt, M12X120 Grade 10.9	
2	0711635	1	Bolt, M16X180 Grade 10.9	
3	2160016	2	Fitting, Grease	
4	3291205	1	Nut, Lock M12X1.75 Grade 8	
5	3291605	1	Nut, Lock M16X2 Grade 8	
6	1001172352	1	Pin, Cylinder Base	
7	1001172353	1	Pin, Cylinder End	
8	4812300	2	Washer, M16	
9	4812100	2	Washer, M12	



SECTION 2 - BOOM

FIGURE 2-14. BOOM PIVOT PIN INSTALLATION



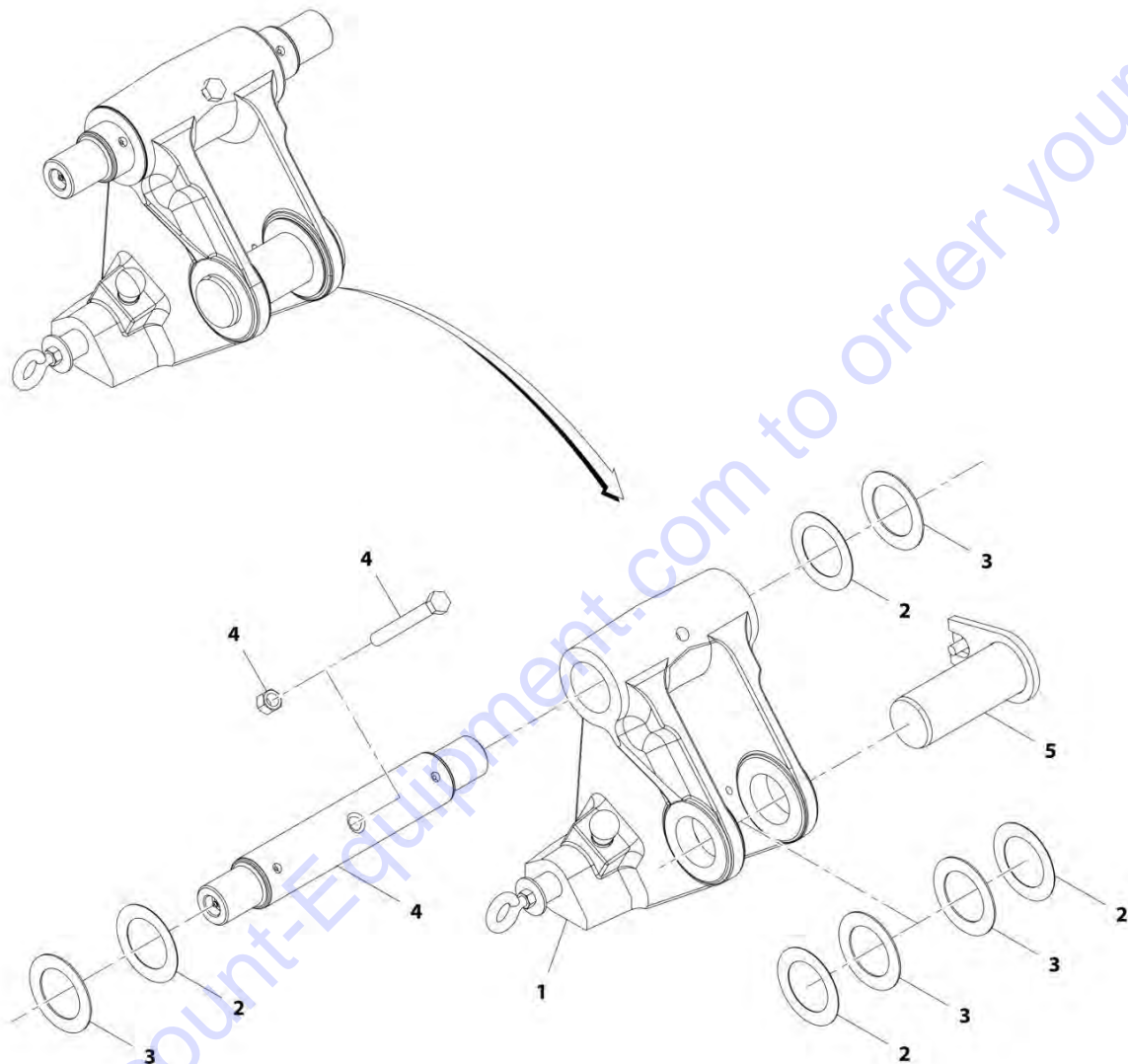
ART\_1001172344-C

FIGURE 2-14. BOOM PIVOT PIN INSTALLATION

ITEM	PART NUMBER	QTY	DESCRIPTION	REV
	1001172344	Ref	Boom Pivot Pin Installation	C
1	1001091951	1	Bolt, M16X200	
2	3291605	1	Nut, Lock M16X2 Grade 8	
3	1001166975	1	Pin	
4	4812300	2	Washer, M16	

SECTION 2 - BOOM

FIGURE 2-15. MANUAL QUICK COUPLER INSTALLATION



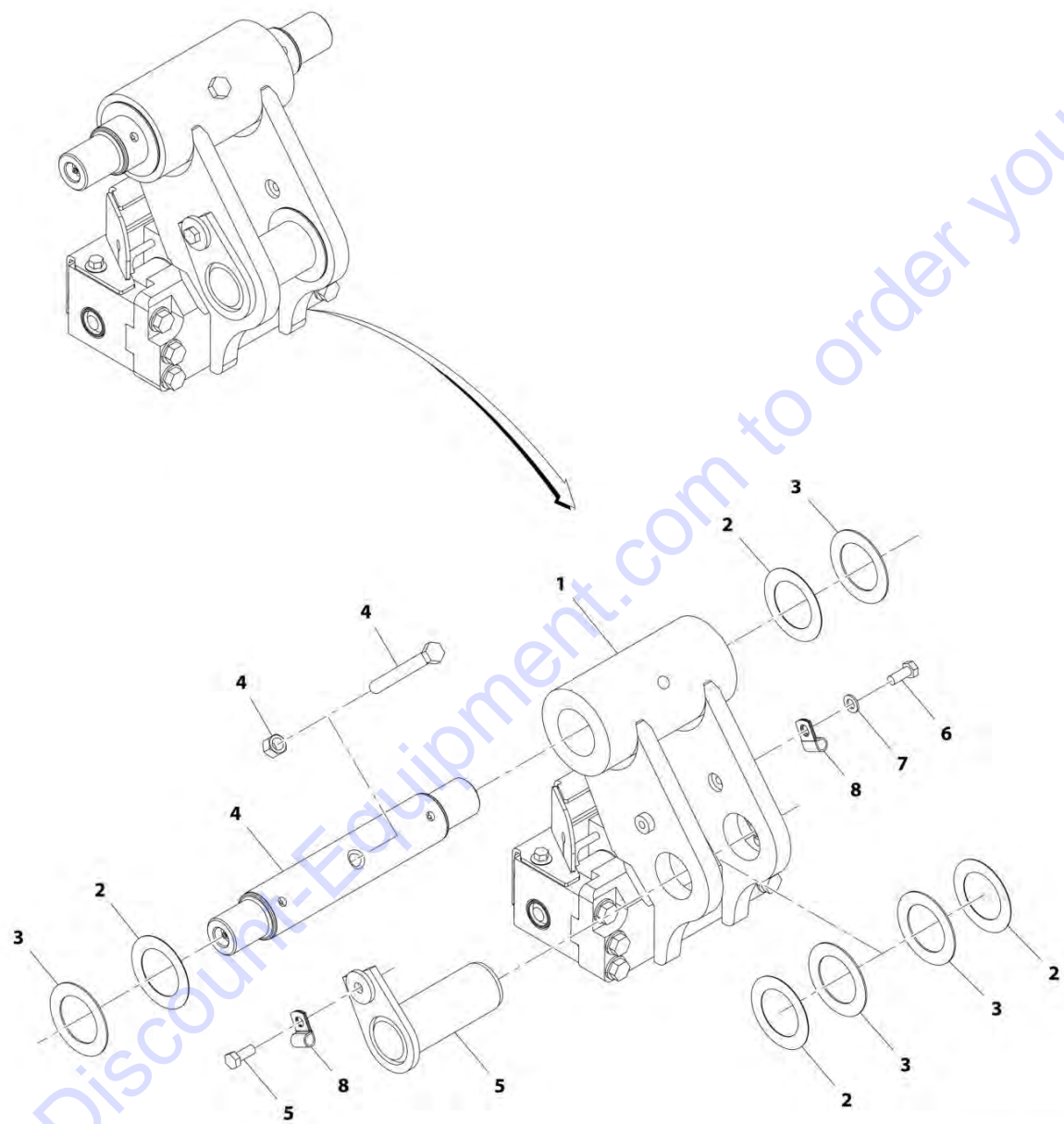
ART\_1001170628-A

**FIGURE 2-15. MANUAL QUICK COUPLER INSTALLATION**

ITEM	PART NUMBER	QTY	DESCRIPTION	REV
1	1001170628	Ref	Manual Quick Coupler Installation	A
	1001171764	1	Coupling, Quick Connect (See Separate Breakdown in this Section)	
2	1001164884	AR	Shim	
3	1001164885	AR	Shim	
4	1001167761	Ref	Installation, Boom Pin (See Separate Breakdown in this Section)	
5	1001167762	Ref	Installation, Tilt Cylinder Pin (See Separate Breakdown in this Section)	

SECTION 2 - BOOM

FIGURE 2-16. HYDRAULIC QUICK COUPLER INSTALLATION



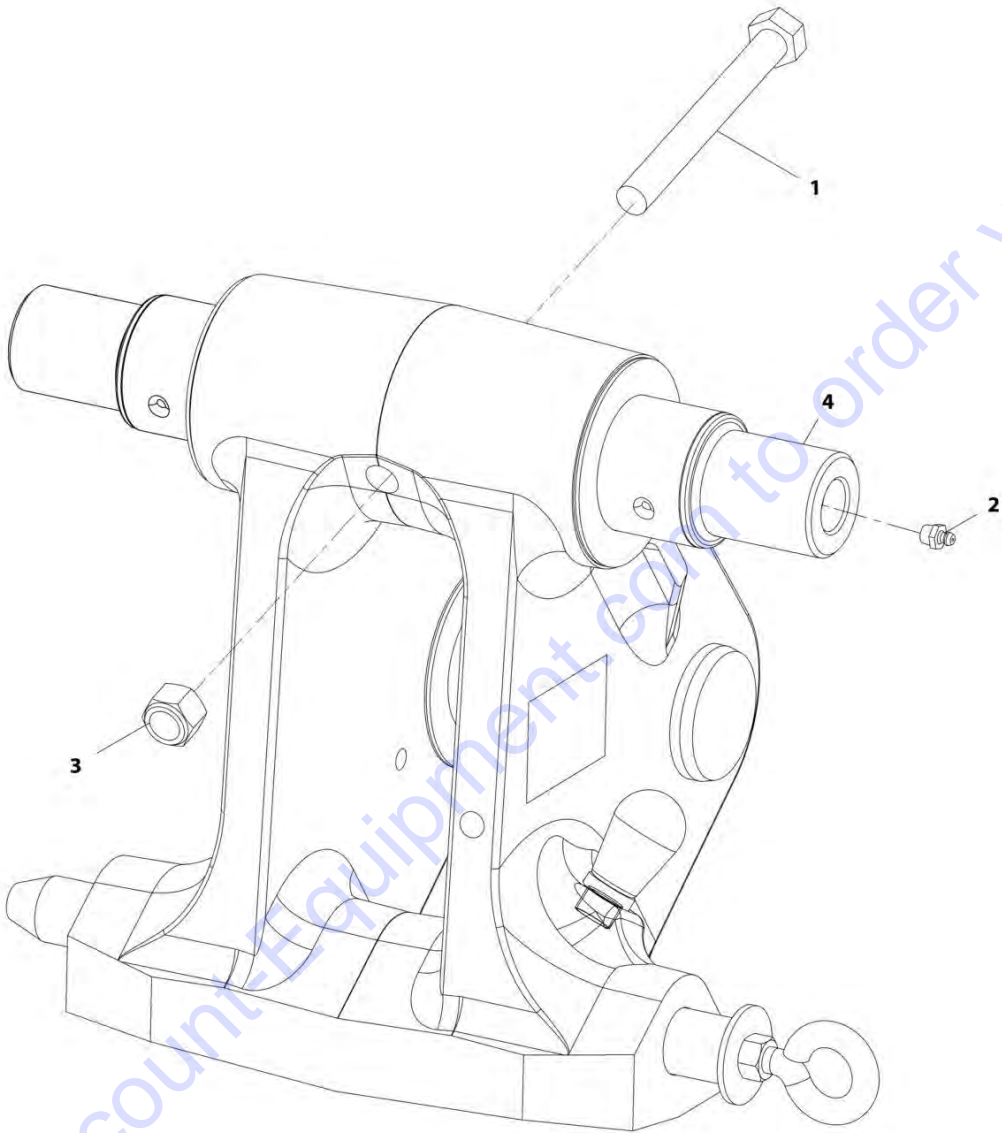
ART\_1001170631-B

FIGURE 2-16. HYDRAULIC QUICK COUPLER INSTALLATION

ITEM	PART NUMBER	QTY	DESCRIPTION	REV
1	1001170631	Ref	Hydraulic Quick Coupler Installation	B
	1001172134	1	Assembly, Hydraulic Quick Coupler (See Separate Breakdown in Hydraulic Circuits Section)	
2	1001164884	AR	Shim	
3	1001164885	AR	Shim	
4	1001167761	Ref	Installation, Boom Pin (See Separate Breakdown in this Section)	
5	1001167762	Ref	Installation, Tilt Cylinder Pin (See Separate Breakdown in this Section)	
6	0761214	1	Capscrew, M12X30	
7	4812100	1	Washer, M12	
8	1001080996	2	Clamp	

SECTION 2 - BOOM

FIGURE 2-17. BOOM PIN INSTALLATION



ART\_1001167761-B

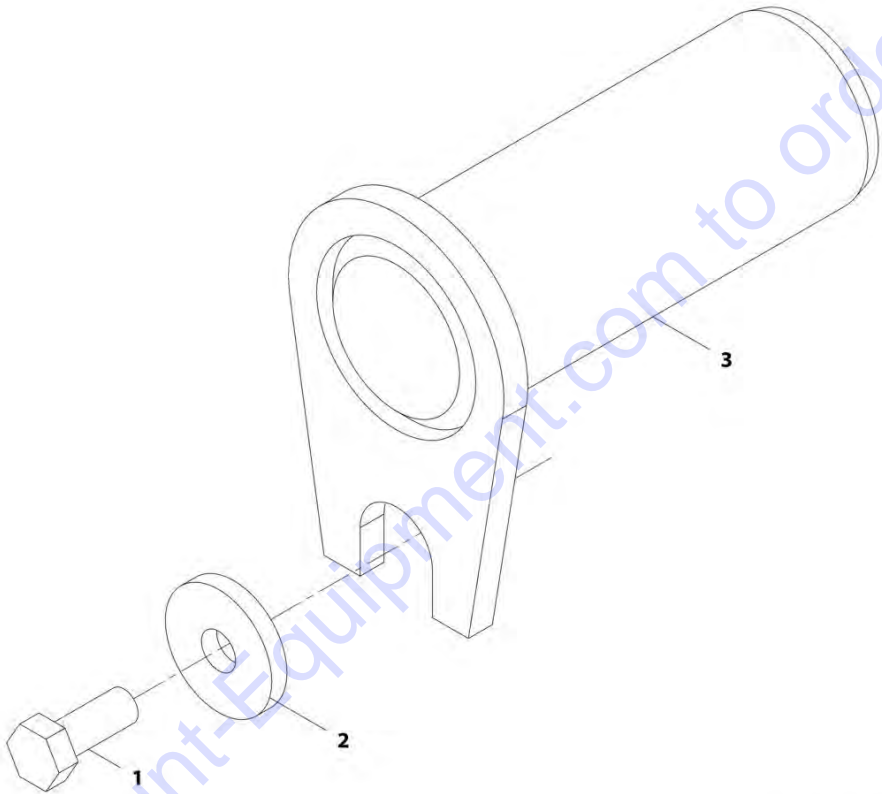
FIGURE 2-17. BOOM PIN INSTALLATION

ITEM	PART NUMBER	QTY	DESCRIPTION	REV
	1001167761	Ref	Boom Pin Installation	B
1	0711631	1	Bolt, M16X140	
2	2160016	2	Fitting, Straight	
3	3291605	1	Nut, Lock M16X2	
4	1001164871	1	Pin	



**SECTION 2 - BOOM**

**FIGURE 2-18. TILT CYLINDER PIN INSTALLATION**



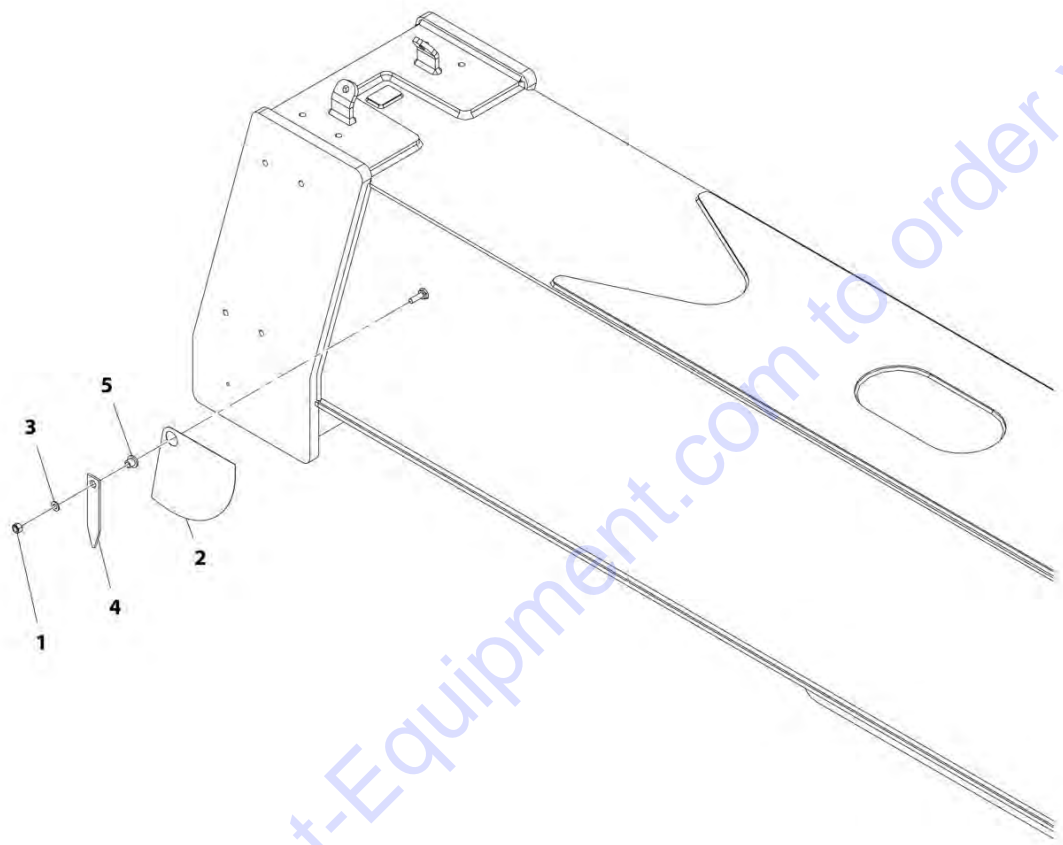
ART\_1001167762-A

FIGURE 2-18. TILT CYLINDER PIN INSTALLATION

ITEM	PART NUMBER	QTY	DESCRIPTION	REV
	1001167762	Ref	Tilt Cylinder Pin Installation	A
1	0761214	1	Bolt, M12X30	
2	4740003	1	Washer	
3	1001164881	1	Pin	

**SECTION 2 - BOOM**

**FIGURE 2-19. BOOM ANGLE INDICATOR INSTALLATION**



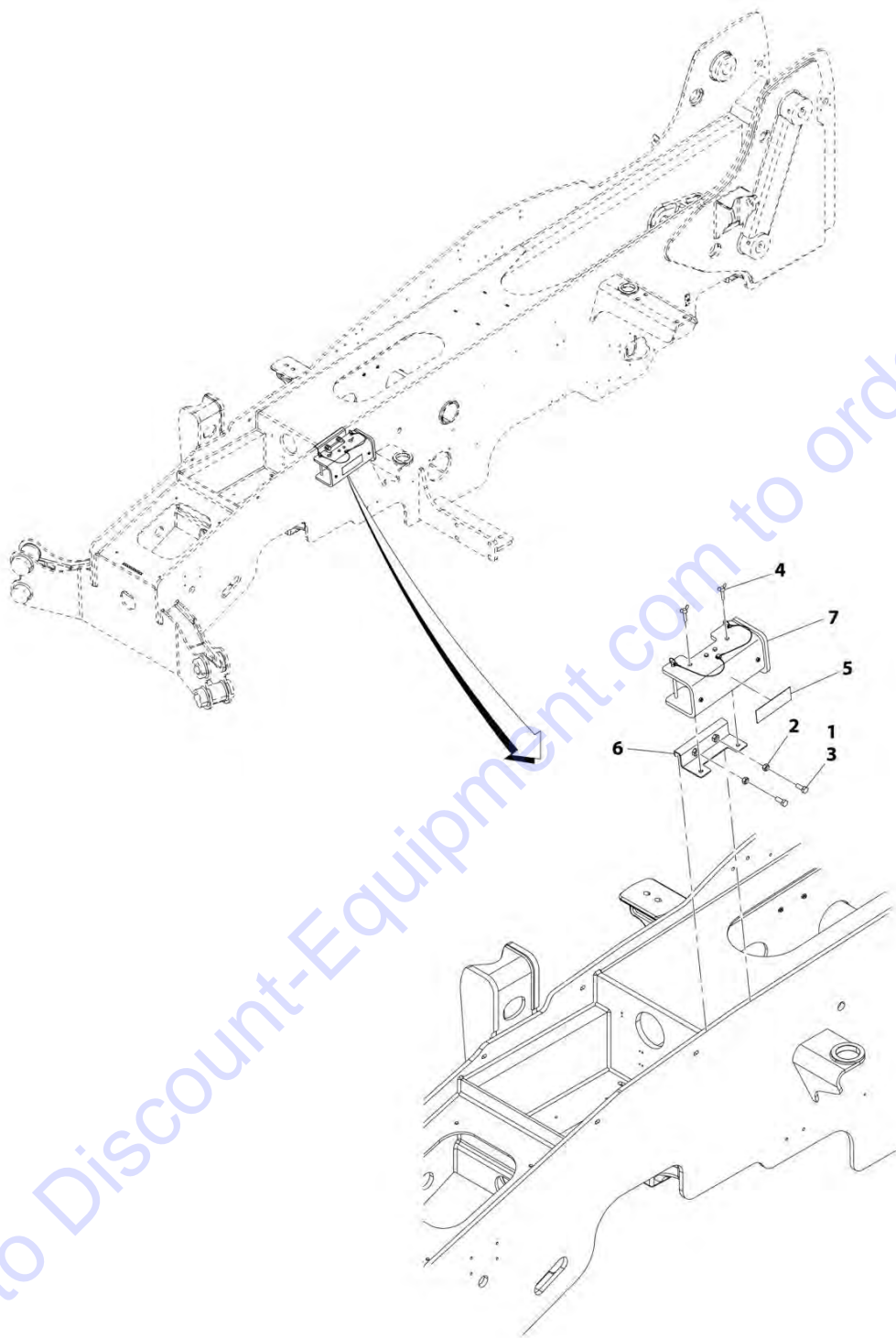
ART\_1001167806-B

FIGURE 2-19. BOOM ANGLE INDICATOR INSTALLATION

ITEM	PART NUMBER	QTY	DESCRIPTION	REV
	1001167806	Ref	Boom Angle Indicator Installation	B
1	3291005	1	Nut, Lock M10X1.5 Grade 8	
2	4105262	1	Decal, Boom Angle Indicator	
3	4812000	1	Washer, M10	
4	1001098769	1	Plate	
5	1001171808	1	Spacer	

SECTION 2 - BOOM

FIGURE 2-20. BOOM PROP INSTALLATION



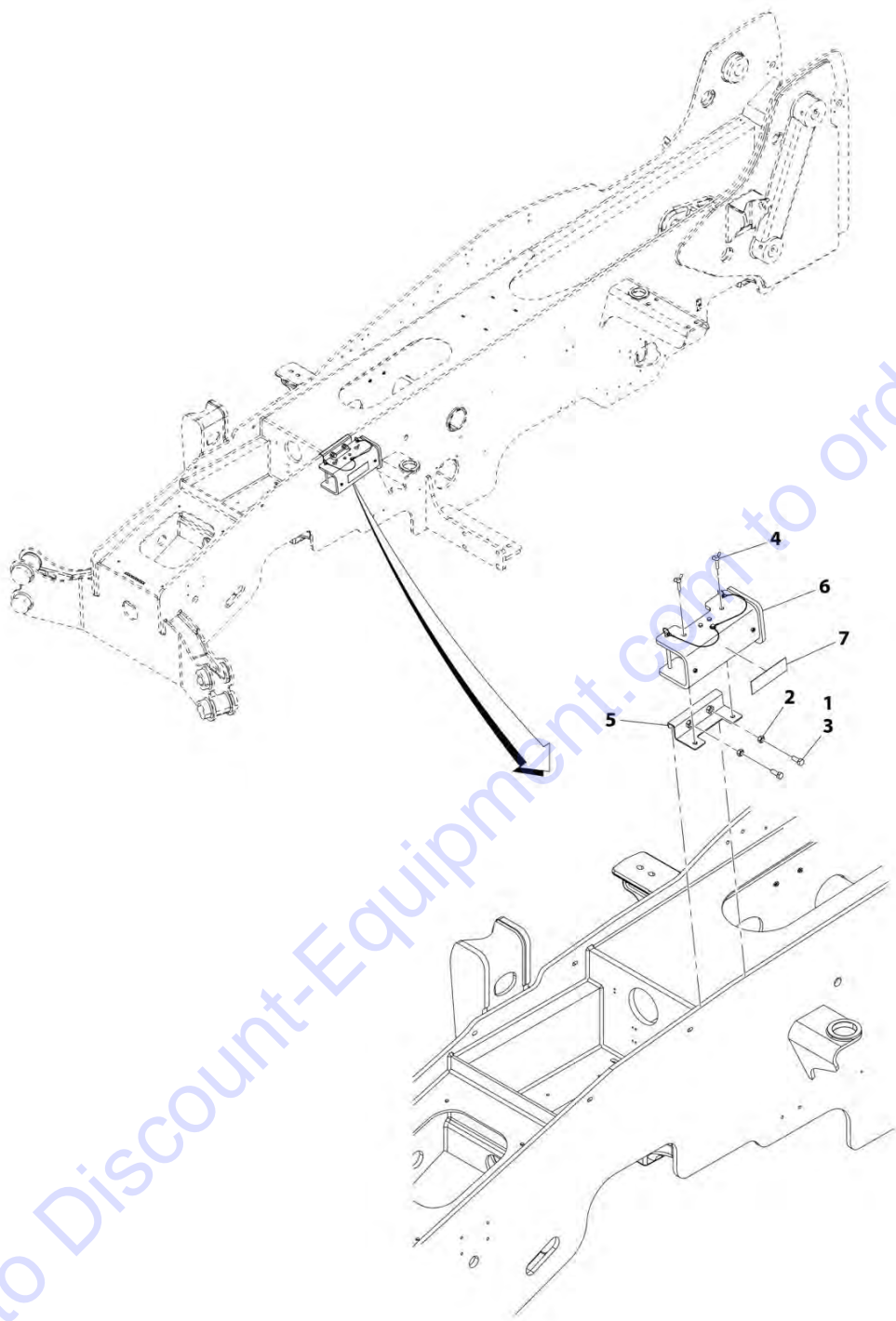
ART\_1001232338-A

FIGURE 2-20. BOOM PROP INSTALLATION

ITEM	PART NUMBER	QTY	DESCRIPTION	REV
	1001232338	Ref	Boom Prop Installation (ANSI)	A
1	0761214	2	Bolt, M12X30	
2	3291201	2	Nut, M12X1.75	
3	1001095650	AR	Compound, Locking	
4	1001101458	2	Wing Bolt, M8X40	
5	1001232147	1	Decal, Warning	
6	1001232299	1	Bracket, Mount	
7	1001232336	Ref	Bracket, Boom Prop (See Separate Breakdown in this Section)	

SECTION 2 - BOOM

FIGURE 2-21. BOOM PROP INSTALLATION



ART\_1001234139-A

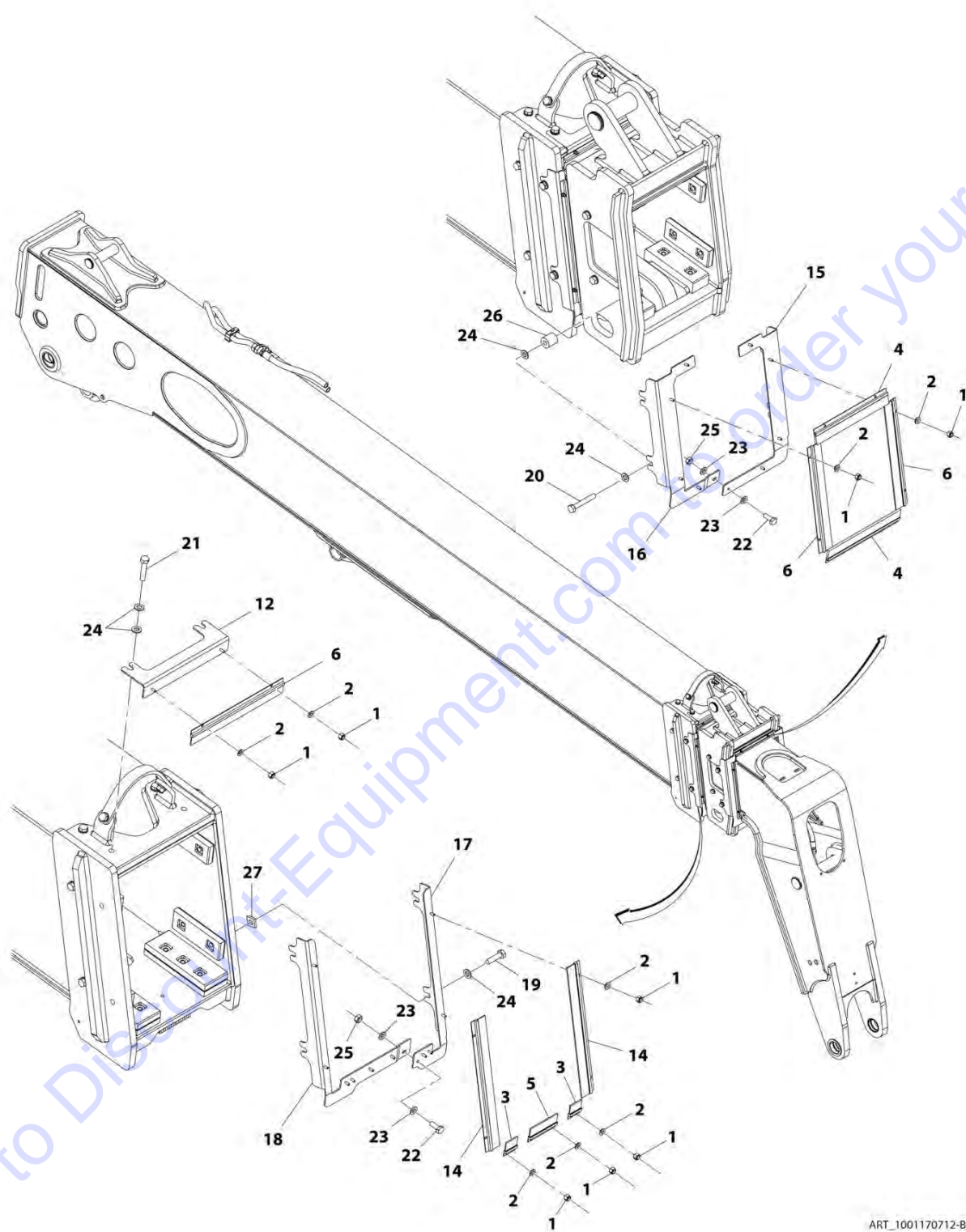
FIGURE 2-21. BOOM PROP INSTALLATION

ITEM	PART NUMBER	QTY	DESCRIPTION	REV
	1001234139	Ref	Boom Prop Installation (Canada)	A
1	0761214	2	Bolt, M12X30	
2	3291201	2	Nut, M12X1.75	
3	1001095650	AR	Compound, Locking	
4	1001101458	2	Wing Bolt, M8X40	
5	1001232299	1	Bracket, Mount	
6	1001232336	Ref	Bracket, Boom Prop (See Separate Breakdown in this Section)	
7	1001234253	1	Decal, Warning	



SECTION 2 - BOOM

FIGURE 2-22. BOOM BRUSHES INSTALLATION



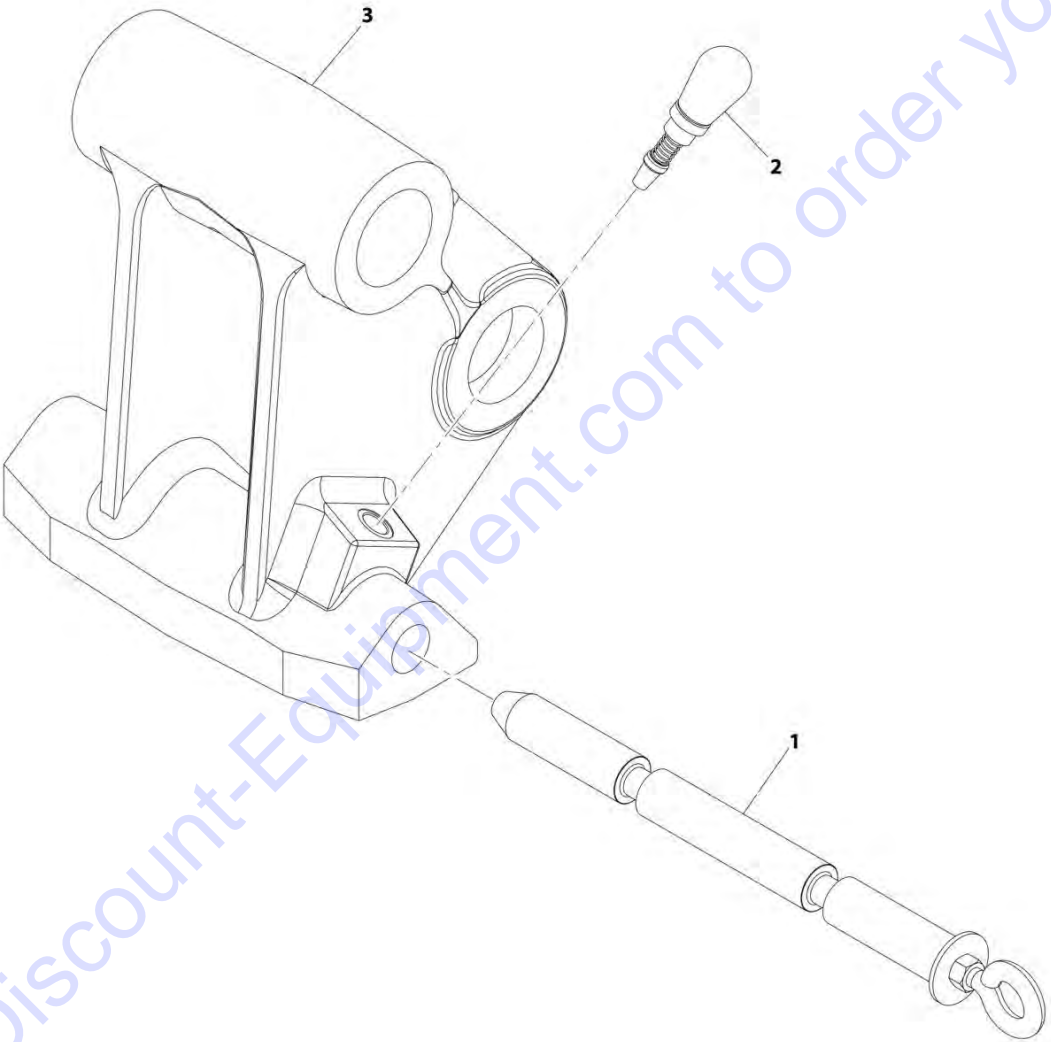
ART\_1001170712-B

FIGURE 2-22. BOOM BRUSHES INSTALLATION

ITEM	PART NUMBER	QTY	DESCRIPTION	REV
	1001170712	Ref	Boom Brushes Installation	B
1	3290505	20	Nut, Lock M5X0.8 Grade 8	
2	4811600	20	Washer, M5	
3	1001172994	2	Brush, Boom	
4	1001172995	2	Brush, Boom	
5	1001172996	1	Brush, Boom	
6	1001172997	3	Brush, Boom	
12	1001175683	1	Bracket, Boom Brush	
14	1001173739	2	Brush, Boom	
15	1001193578	1	Bracket, Boom Brush	
16	1001193579	1	Bracket, Boom Brush	
17	1001194785	1	Bracket, Boom Brush	
18	1001194787	1	Bracket, Boom Brush	
19	0701217	4	Bolt, M12X45	
20	0701224	4	Bolt, M12X80	
21	0711220	2	Bolt, M12-1.75X60 Grade 10.9	
22	0760608	2	Bolt, M6X16	
23	4811700	4	Washer, M6	
24	1001125117	16	Washer, M12	
25	3290601	2	Nut, M6X1	
26	1001193577	4	Spacer	
27	1001194789	4	Plate	

SECTION 2 - BOOM

FIGURE 2-23. QUICK COUPLER ASSEMBLY



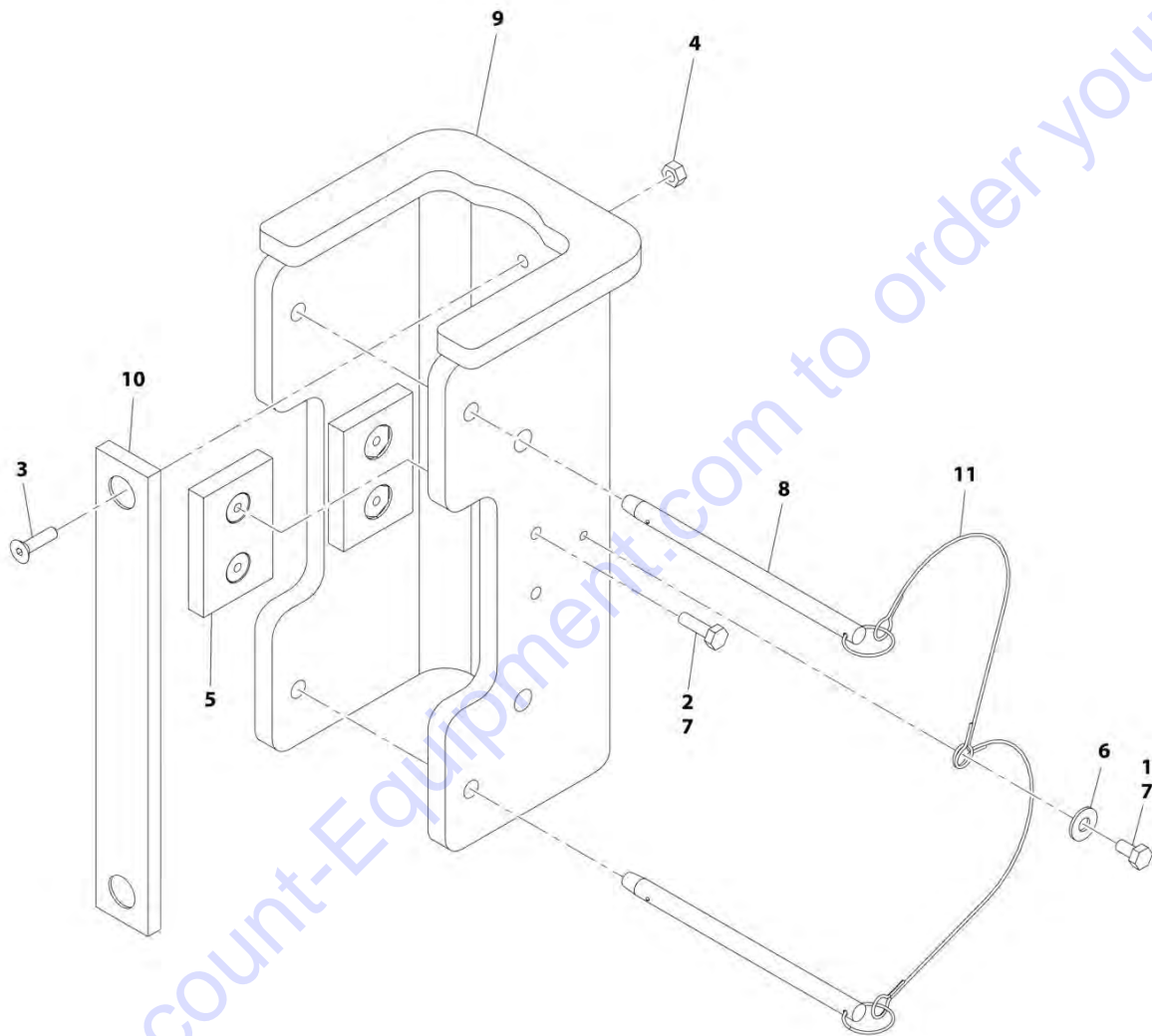
ART\_1001171764-A

FIGURE 2-23. QUICK COUPLER ASSEMBLY

ITEM	PART NUMBER	QTY	DESCRIPTION	REV
	1001171764	Ref	Quick Coupler Assembly	A
1	1001105441	1	Pin	
2	1001143692	1	Pin, Poppin	
3	1001164567	1	Coupling, Quick Connect	

SECTION 2 - BOOM

FIGURE 2-24. BOOM PROP BRACKET



ART\_1001232336-A

FIGURE 2-24. BOOM PROP BRACKET

ITEM	PART NUMBER	QTY	DESCRIPTION	REV
	1001232336	Ref	Boom Prop Bracket	A
1	0641404	1	Bolt, 1/4-20X1/2	
2	0641407	4	Bolt, 1/4-20X7/8	
3	0741408	2	Bolt, 1/4-20	
4	3311405	2	Nut, Lock 1/4-20	
5	3340829	2	Pad, Wear	
6	4751400	1	Washer	
7	1001095650	AR	Compound, Locking	
8	1001164019	2	Pin, Ball Locking	
9	1001232588	1	Bracket	
10	4679000268	1	Pad, Wear	
11	1001164183	2	Lanyard, Boom Prop	



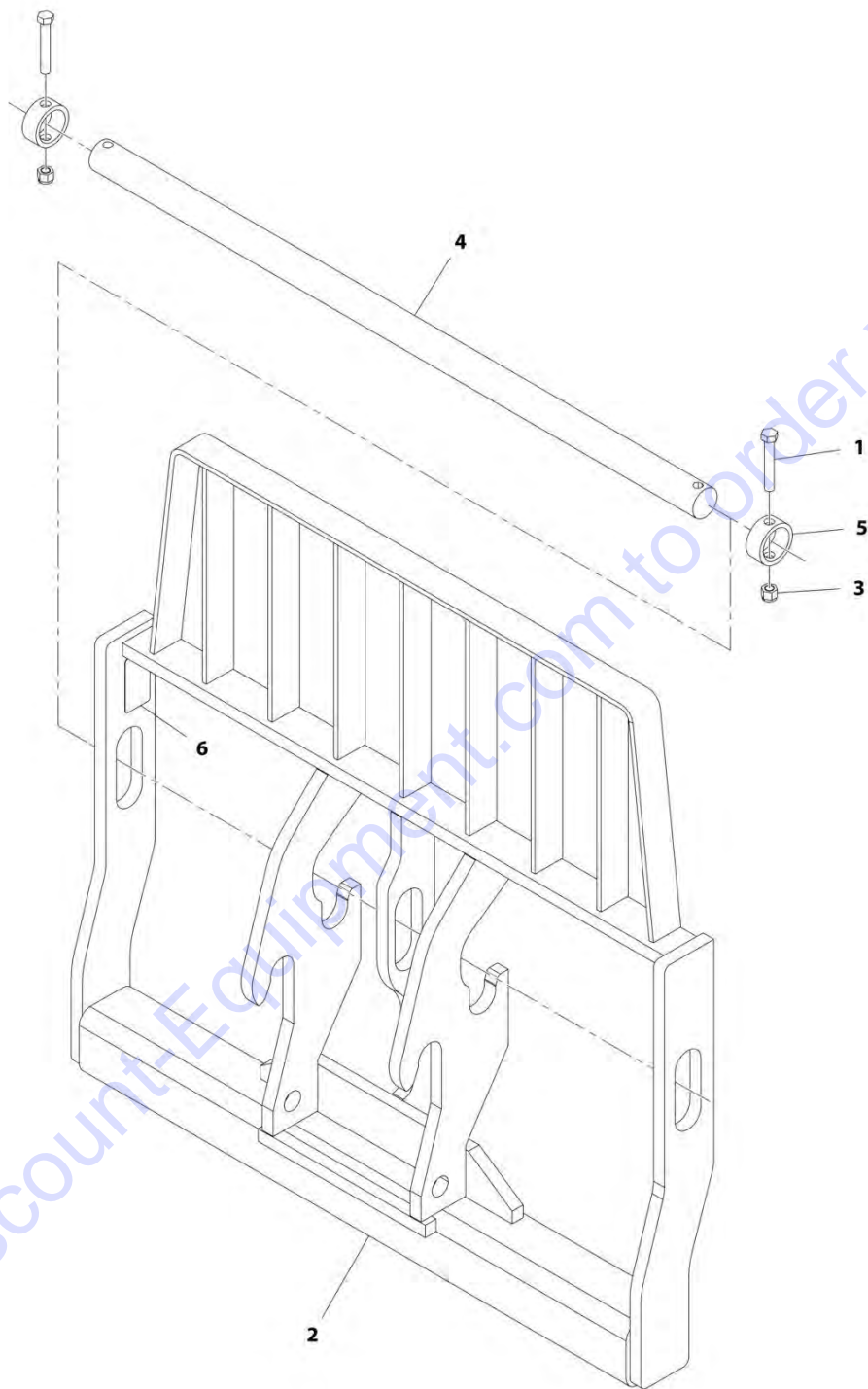
**SECTION 3 - ATTACHMENTS**

Go to Discount-Equipment.com to order your parts



SECTION 3 - ATTACHMENTS

FIGURE 3-1. CARRIAGE ASSEMBLY (1270MM)



ART\_1170021-F

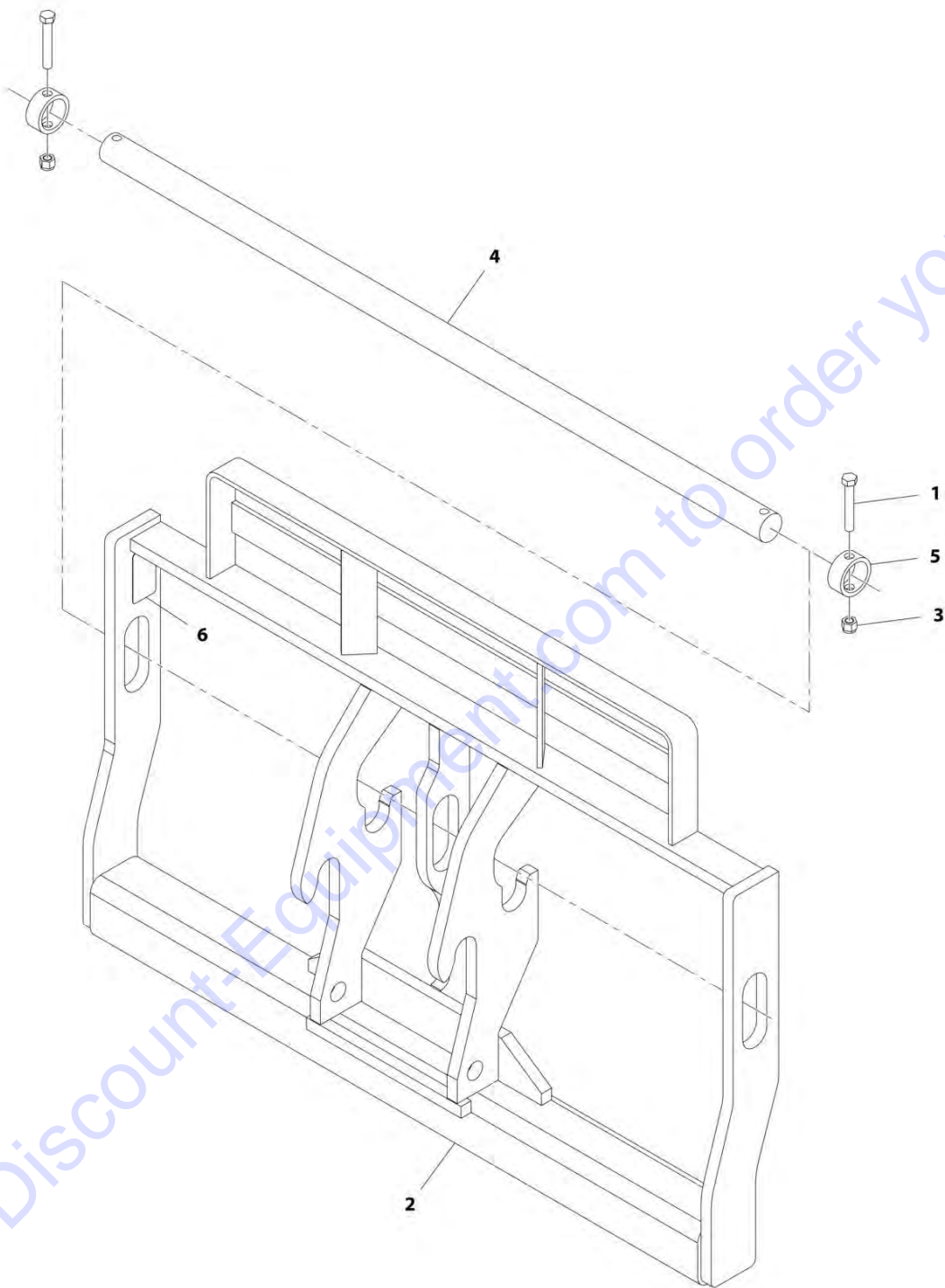
## SECTION 3 - ATTACHMENTS

**FIGURE 3-1. CARRIAGE ASSEMBLY (1270MM)**

ITEM	PART NUMBER	QTY	DESCRIPTION	REV
	1170021	1	Carriage Assembly (1270MM)	F
1	0642032	2	Bolt, 5/8-11X4	
2	1170012	1	Weldment, Carriage	
3	3300240	2	Nut, Lock 5/8-11	
4	3423275	1	Pin, Fork	
5	90200003	2	Collar, Fork Pin	
6	N.S.S.	Ref	Plate, Serial Number	

SECTION 3 - ATTACHMENTS

FIGURE 3-2. CARRIAGE ASSEMBLY (1524 MM)



ART\_1170024-F

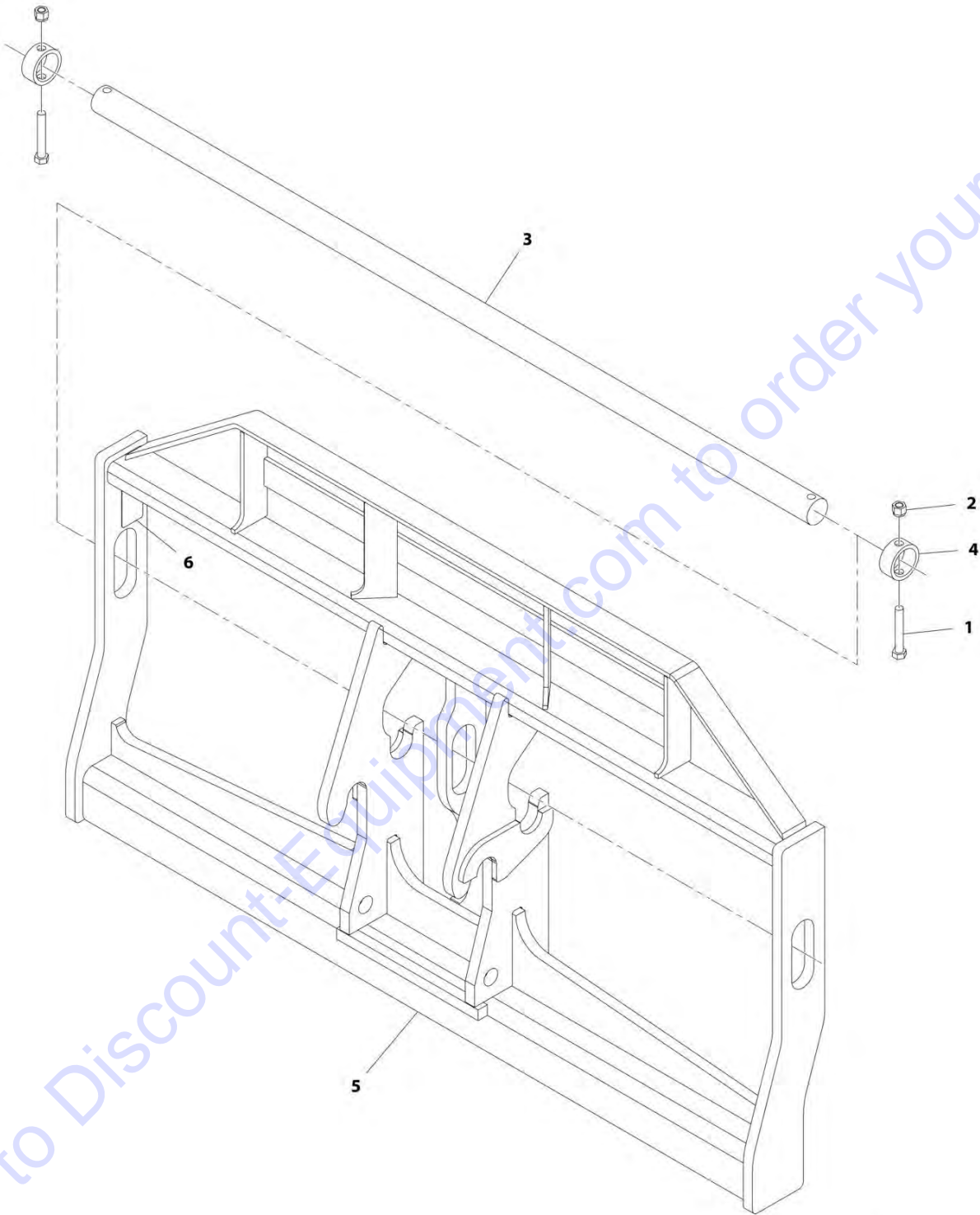
## SECTION 3 - ATTACHMENTS

**FIGURE 3-2. CARRIAGE ASSEMBLY (1524 MM)**

ITEM	PART NUMBER	QTY	DESCRIPTION	REV
	1170024	1	Carriage Assembly (1524 MM)	F
1	0642032	2	Bolt, 5/8-11X4	
2	N.S.S.	1	Weldment, Carriage	
3	3300240	2	Nut, Locking 5/8-11	
4	3423242	1	Pin	
5	90200003	2	Sleeve	
6	N.S.S.	Ref	Plate, Serial Number	

SECTION 3 - ATTACHMENTS

FIGURE 3-3. CARRIAGE ASSEMBLY (1829 MM)



ART\_1001211516-A

## SECTION 3 - ATTACHMENTS

**FIGURE 3-3. CARRIAGE ASSEMBLY (1829 MM)**

ITEM	PART NUMBER	QTY	DESCRIPTION	REV
	1001211516	1	Carriage Assembly (1829 MM)	A
1	0642032	2	Bolt, 5/8-11X4	
2	3300240	2	Nut, Locking 5/8-11	
3	3423276	1	Pin	
4	90200003	2	Sleeve	
5	N.S.S.	Ref	Weldment, Carriage	
6	N.S.S.	Ref	Plate, Serial Number	

# PARTS FINDER

**Search Website  
by Part Number**

**Discount  
Equipment**

**Search Manual  
Library For Parts  
Manual & Lookup Part  
Numbers – Purchase  
or Request Quote**

## Search Manuals

Please select a manual from the list below to view the manual's contents.

Brand	<input type="text"/>
Model	<input type="text"/>
Year	<input type="text"/>
Serial	<input type="text"/>
File Location	<input type="text"/>
Download	<input type="button" value="Download"/>
<input type="button" value="Search"/>	

**Can't Find Part or  
Manual? Request Help  
by Manufacturer,  
Model & Description**

## Parts Order Form

Please fill in the following information:

Name:

Address:

City:

State:

Zip:

Phone:

Fax:

E-mail:

Company:

Job Title:

Part Number:

Part Description:

Quantity:

Unit Price:

Total Price:

Tax:

Shipping:

Payment Method:

Comments:

Submit

Discount-Equipment.com is your online resource for quality parts & equipment.

Florida: 561-964-4949 Outside Florida TOLL FREE: 877-690-3101

## Need parts?

Click on this link: <http://www.discount-equipment.com/category/5443-parts/> and choose one of the options to help get the right parts and equipment you are looking for. Please have the machine model and serial number available in order to help us get you the correct parts. If you don't find the part on the website or on one of the online manuals, please fill out the request form and one of our experienced staff members will get back to you with a quote for the right part that your machine needs.

We sell worldwide for the brands: Genie, Terex, JLG, MultiQuip, Mikasa, Essick, Whiteman, Mayco, Toro Stone, Diamond Products, Generac Magnum, Airman, Haulotte, Barreto, Power Blanket, Nifty Lift, Atlas Copco, Chicago Pneumatic, Allmand, Miller Curber, Skyjack, Lull, Skytrak, Tsurumi, Husquvarna Target, Stow, Wacker, Sakai, Mi-T-M, Sullair, Basic, Dynapac, MBW, Weber, Bartell, Bennar Newman, Haulotte, Ditch Runner, Menegotti, Morrison, Contec, Buddy, Crown, Edco, Wyco, Bomag, Laymor, EZ Trench, Bil-Jax, F.S. Curtis, Gehl Pavers, Heli, Honda, ICS/PowerGrit, IHI, Partner, Imer, Clipper, MMD, Koshin, Rice, CH&E, General Equipment ,Amida, Coleman, NAC, Gradall, Square Shooter, Kent, Stanley, Tamco, Toku, Hatz, Kohler, Robin, Wisconsin, Northrock, Oztec, Toker TK, Rol-Air, APT, Wylie, Ingersoll Rand / Doosan, Innovatech, Con X, Ammann, Mecalac, Makinex, Smith Surface Prep, Small Line, Wanco, Yanmar



This diagram illustrates the assembly of a backhoe loader bucket. The main components shown are the bucket body (6), the backhoe arm (11), and the bucket linkage assembly (31). The diagram includes various hydraulic cylinders (1, 12, 14, 30), hoses (26), and various fittings and connectors (2, 3, 4, 5, 7, 8, 9, 10, 13, 15, 16, 17, 18, 19, 20, 21, 22, 23, 24, 25, 27, 28, 29). Arrows indicate the assembly sequence and direction of movement for the bucket and its components.

ART\_1001233383-B



## SECTION 3 - ATTACHMENTS

**FIGURE 3-4. SIDE TILT CARRIAGE ASSEMBLY (50 INCH)**

ITEM	PART NUMBER	QTY	DESCRIPTION	REV
	1001233383	Ref	Side Tilt Carriage Assembly (50 Inch)	B
1	0100011	AR	Compound, Locking	
2	0641612	4	Bolt, 3/8-16X1-1/2	
3	0642032	2	Bolt, 5/8-11X4	
4	0681810	3	Bolt, 1/2-13X1-1/4	
5	0741610	6	Screw, 3/8-16X1.25	
6	N.S.S.	1	Carriage	
7	2110606	2	Fitting, Straight ORFS	
8	2110808	2	Fitting, Straight ORFS	
9	2172106	2	Fitting, 90 ORFS	
10	3300240	2	Nut, Locking 5/8-11	
11	3423275	1	Pin	
12	3423307	2	Pin	
13	3841203	2	Keeper	
14	4891800	1	Flatwasher	
15	8420053	1	Cap	
16	8420055	1	Plug	
17	88671001	1	Fitting, Grease	
18	90200003	2	Collar	
19	91403413	1	Fitting, Straight	
20	91403414	1	Fitting, Straight	
21	1001090063	2	Pad	
22	1001090064	AR	Shim	
23	1001090140	1	Bearing	
24	1001099113	1	Pin	
25	1001099115	2	Sleeve	
26	1001102378	NLA	Hose (no longer available, use 1001239734 and item 108 for replacement)	
26	1001239734	2	Hose	
27	1001120914	1	Shim	
28	1001120915	1	Plate	
30	N.S.S.	1	Carriage, Base Pivot	
30	1001163414	1	Cylinder, Side Tilt (See Separate Breakdown in Hydraulic Components Section)	
31	N.S.S.	1	Plate, Serial Number	
108	2130808	2	Adapter, 90	

This diagram illustrates the assembly of a mechanical component, likely a pump or valve, onto a main frame. The parts are numbered as follows:

- 1, 4:** Screws/bolts used for mounting.
- 2:** A small pin or clip.
- 3:** A vertical rod or pin.
- 5:** A small circular component, possibly a seal or washer.
- 6, 8:** Small pins or clips.
- 7:** A small circular component, possibly a seal or washer.
- 9:** A small circular component, possibly a seal or washer.
- 10:** A long horizontal rod or pin.
- 11:** A small cylindrical component.
- 12:** A small pin or clip.
- 13:** A small circular component, possibly a seal or washer.
- 14:** A small circular component, possibly a seal or washer.
- 15:** A small circular component, possibly a seal or washer.
- 16:** A small circular component, possibly a seal or washer.
- 17:** A small circular component, possibly a seal or washer.
- 18:** A small circular component, possibly a seal or washer.
- 19:** A small circular component, possibly a seal or washer.
- 20:** A small rectangular plate or bracket.
- 21:** A small rectangular plate or bracket.
- 22:** A small circular component, possibly a seal or washer.
- 23:** A small cylindrical component.
- 24:** A small circular component, possibly a seal or washer.
- 25:** A small rectangular plate or bracket.
- 26:** A long, curved rod or pin.
- 27:** A small circular component, possibly a seal or washer.
- 28:** A small circular component, possibly a seal or washer.
- 29:** A small rectangular plate or bracket.
- 30:** A small cylindrical component.
- 31:** A small rectangular plate or bracket.

Assembly arrows indicate the following sequence:

- Attach the main frame (25) to the base using screws (1) and pins (2).
- Install the mounting bracket (20) and plate (21) onto the frame.
- Attach the main body (30) to the frame using screws (1) and pins (4).
- Install the internal components (11, 12, 13, 14, 15, 16, 17, 18, 19) into the main body.
- Attach the long rod (10) to the top of the main body.
- Install the curved rod (26) and other components (6, 7, 8, 9) into the main body.
- Attach the final assembly (31) to the top of the main body.

**31211314**

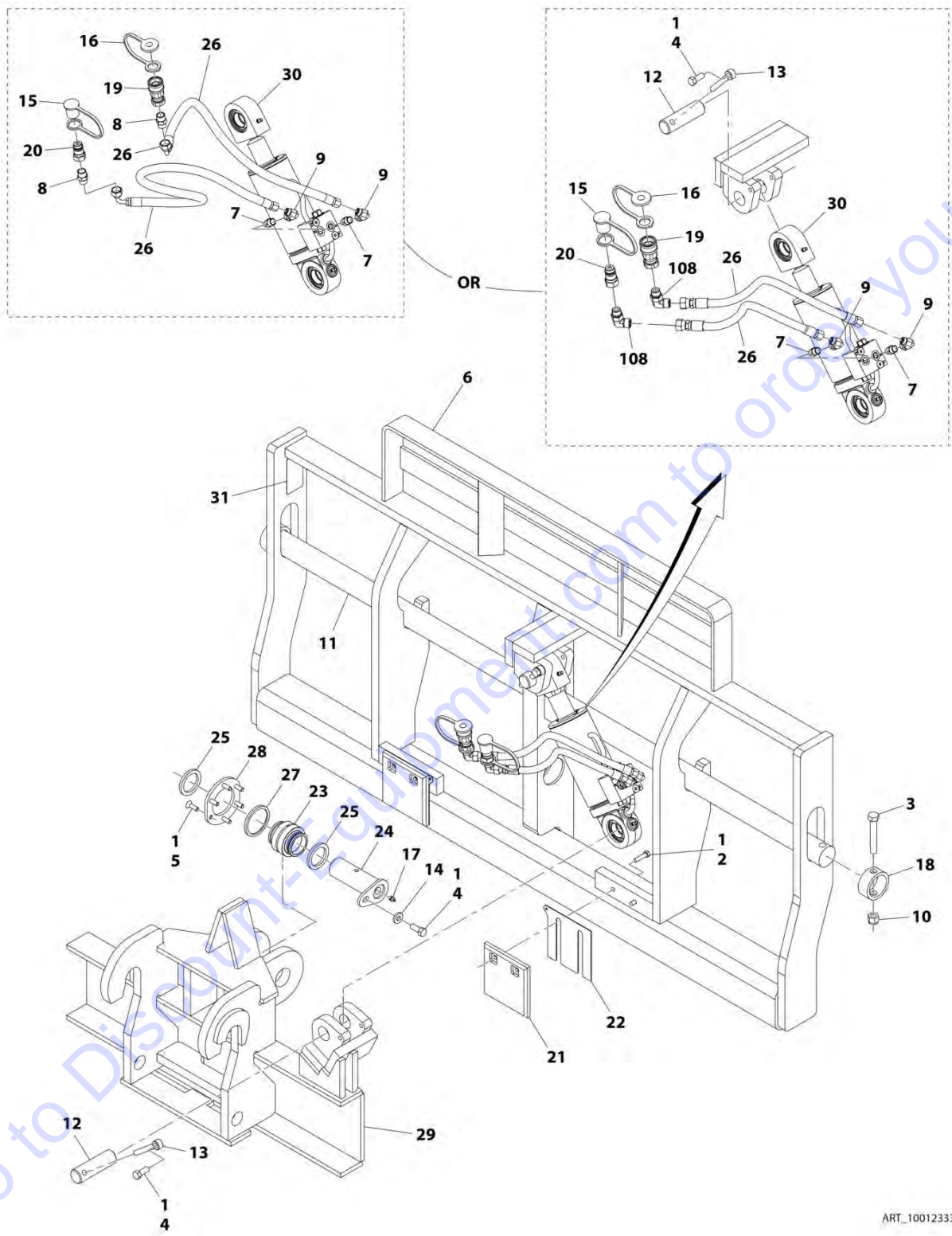
## SECTION 3 - ATTACHMENTS

**FIGURE 3-5. SIDE TILT CARRIAGE ASSEMBLY (60 INCH)**

ITEM	PART NUMBER	QTY	DESCRIPTION	REV
	1001233384	Ref	Side Tilt Carriage Assembly (60 Inch)	C
1	0100011	AR	Compound, Locking	
2	0641612	4	Bolt, 3/8-16X1-1/2	
3	0642032	2	Bolt, 5/8-11X4	
4	0681810	3	Bolt, 1/2-13X1-1/4	
5	0741610	6	Screw, 3/8-16X1-1/4	
6	2110606	2	Fitting, Straight	
7	2110808	2	Fitting, Straight	
8	2172106	2	Fitting, 90	
9	3300240	2	Nut, Lock 5/8-11	
10	3423242	1	Pin	
11	3423307	2	Pin	
12	3841203	2	Keeper	
13	4891800	1	Flatwasher	
14	8420053	1	Cap	
15	8420055	1	Plug	
16	88671001	1	Fitting, Grease	
17	90200003	2	Collar	
18	91403413	1	Fitting, Straight	
19	91403414	1	Fitting, Straight	
20	1001090063	2	Pad	
21	1001090064	AR	Shim	
22	1001090140	1	Bearing	
23	1001099113	1	Pin	
24	1001099115	2	Sleeve	
25	N.S.S.	1	Carriage, Side Tilt	
26	1001102378	NLA	Hose, (no longer available, use 1001239734 and item 107 for replacement)	
26	1001239734	2	Hose	
27	1001120914	1	Shim	
28	1001120915	1	Plate	
29	1001133072	1	Carriage, Base Pivot	
30	1001163414	1	Cylinder, Side Tilt (See HYDRAULIC COMPONENTS SECTION for Breakdown)	
31	N.S.S.	1	S/N Plate	
107	2130808	2	Adapter, 90	

SECTION 3 - ATTACHMENTS

FIGURE 3-6. SIDE TILT CARRIAGE ASSEMBLY (72 INCH)



ART\_1001233385-B

## SECTION 3 - ATTACHMENTS

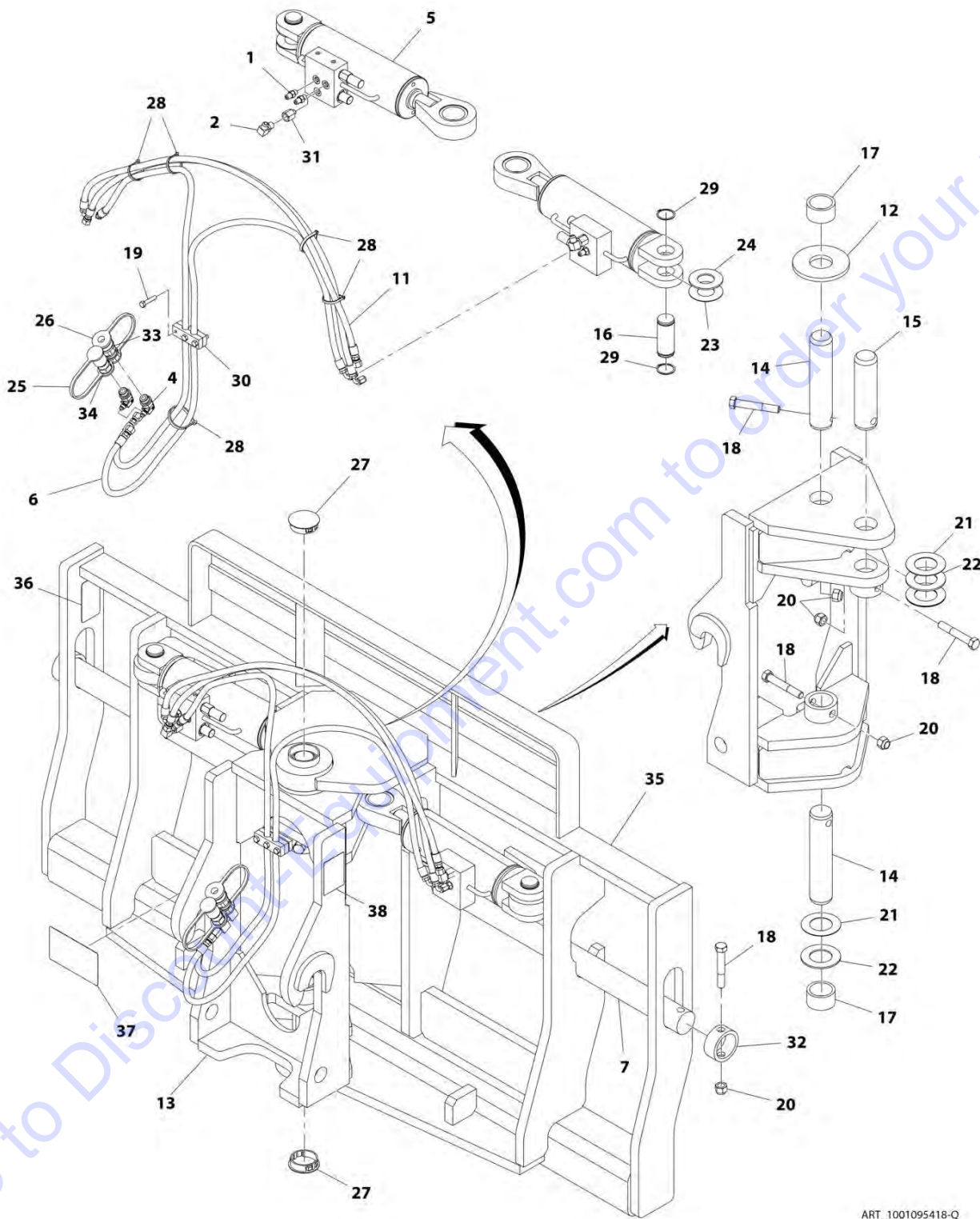
**FIGURE 3-6. SIDE TILT CARRIAGE ASSEMBLY (72 INCH)**

ITEM	PART NUMBER	QTY	DESCRIPTION	REV
	1001233385	Ref	Side Tilt Carriage Assembly (72 Inch)	B
1	0100011	AR	Compound, Locking	
2	0641612	4	Bolt, 3/8-16X1-1/2	
3	0642032	2	Bolt, 5/8-11X4	
4	0681810	3	Bolt, 1/2-13X1-1/4	
5	0741610	6	Screw, 3/8-16X1-1/4	
6	N.S.S.	1	Carriage, Side Tilt	
7	2110606	2	Adapter, Straight	
8	2110808	2	Adapter, Straight	
9	2172106	2	Adapter, 90	
10	3300240	2	Nut, Lock 5/8-11	
11	3423276	1	Pin, Fork	
12	3423307	2	Pin, Side Tilt Cylinder	
13	3841203	2	Keeper, Rod	
14	4891800	1	Washer, 1/2	
15	8420053	1	Cap, Dust	
16	8420055	1	Plug, Dust	
17	88671001	1	Fitting, Grease	
18	90200003	2	Collar, Fork Pin	
19	91403413	1	Adapter	
20	91403414	1	Adapter	
21	1001090063	2	Pad, Wear	
22	1001090064	AR	Shim, Wear Pad	
23	1001090140	1	Bearing, Side Tilt Spherical	
24	1001099113	1	Pin, Side Tilt Frame Pivot	
25	1001099115	2	Sleeve, Tilt Bearing Spacer	
26	1001102378	NLA	Hose, (no longer available, use 1001239734 and item 108 for replacement)	
26	1001239734	2	Hose	
27	1001120914	1	Shim, Bearing Retainer	
28	1001120915	1	Plate, Bearing Retainer	
29	1001133072	1	Carriage, Base Pivot	
30	1001163414	1	Cylinder, Side Tilt (See HYDRAULIC COMPONENTS SECTION for Breakdown)	
31	N.S.S.	1	S/N Plate	
108	2130808	2	Adapter, 90	



SECTION 3 - ATTACHMENTS

FIGURE 3-7. 90 SWING CARRIAGE ASSEMBLY (72 INCH)



ART\_1001095418-Q

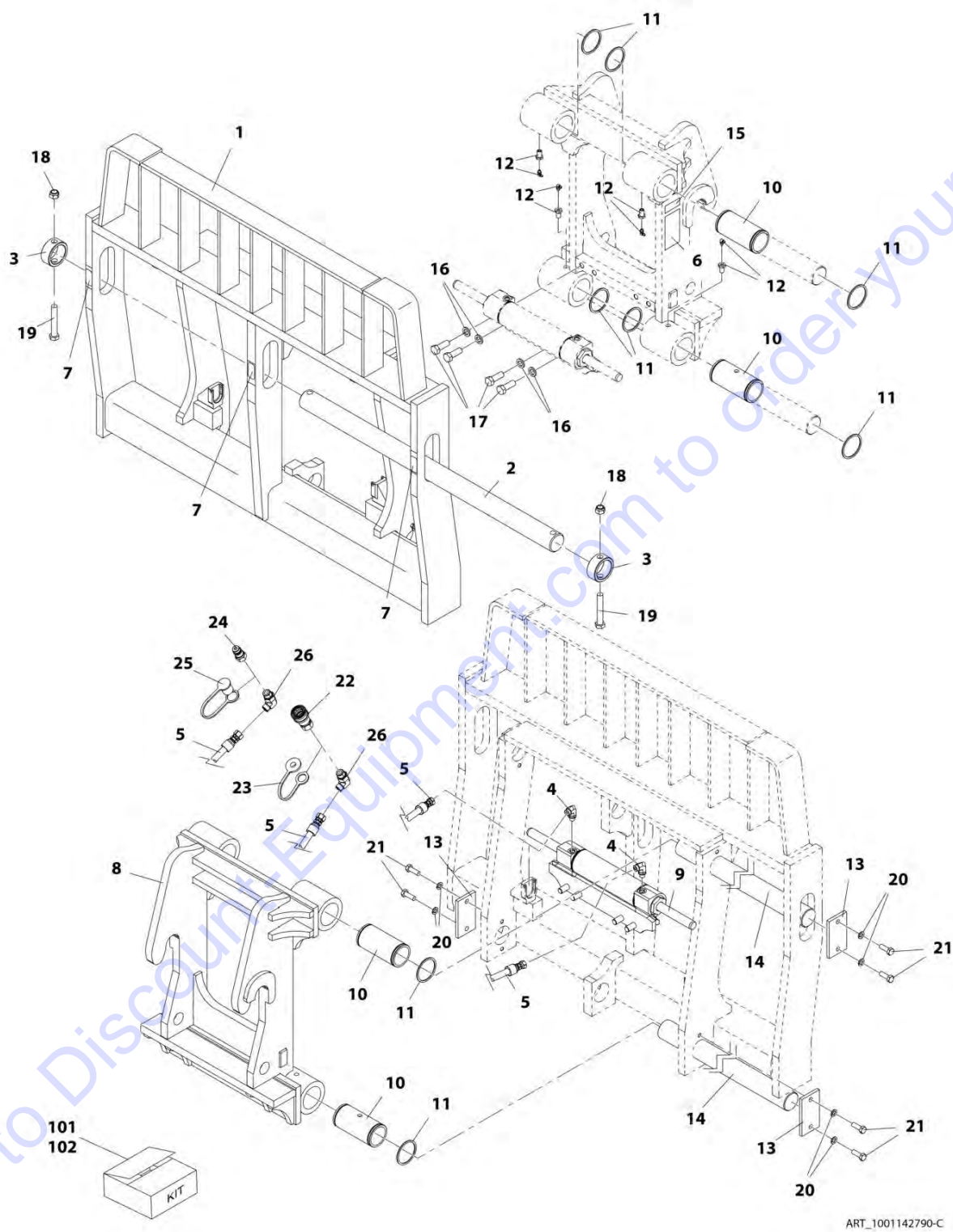
## SECTION 3 - ATTACHMENTS

**FIGURE 3-7. 90 SWING CARRIAGE ASSEMBLY (72 INCH)**

ITEM	PART NUMBER	QTY	DESCRIPTION	REV
	1001095418	1	90 Swing Carriage Assembly (72 Inch)	Q
1	2220415	4	Fitting, Straight ORFS	
2	2220473	2	Fitting, 90 ORFS	
4	1001211139	2	Adapter, 90	
5	1001103182	2	Swing Carriage Cylinder (See Separate Breakdown in Hydraulic Components Section)	
6	2717287	2	Hose	
7	3423276	1	Pin	
11	6604662	2	Hose	
12	7062922	1	Washer	
13	N.S.S.	1	Pivot	
14	7110702	2	Pin	
15	7110712	1	Pin	
16	7110722	2	Pin	
17	8065062	2	Bushing	
18	8303634	5	Bolt, 5/8-11X4	
19	8303715	3	Bolt, 5/16-18X1-1/2	
20	8305643	5	Nut, Lock 5/8-11	
21	8307904	AR	Washer	
22	8307918	AR	Washer	
23	8310160	AR	Washer	
24	8310161	AR	Washer	
25	8420053	1	Cap	
26	8420055	1	Plug	
27	8580315	2	Plug	
28	8584001	5	Tie Wrap	
29	8642207	4	Ring, Retaining	
30	8769132	2	Clamp	
31	8770016	2	Fitting, Straight ORFS	
32	90200003	2	Collar	
33	91403413	1	Fitting, Straight ORFS	
34	91403414	1	Fitting, Straight	
35	N.S.S.	Ref	Carriage	
36	N.S.S.	Ref	Plate	
37	1001110704	1	Decal, Warning Crushing Hazard	
38	1001111190	2	Decal, Warning	

SECTION 3 - ATTACHMENTS

FIGURE 3-8. SIDE SHIFT CARRIAGE (5.5 TON - 1270 MM)





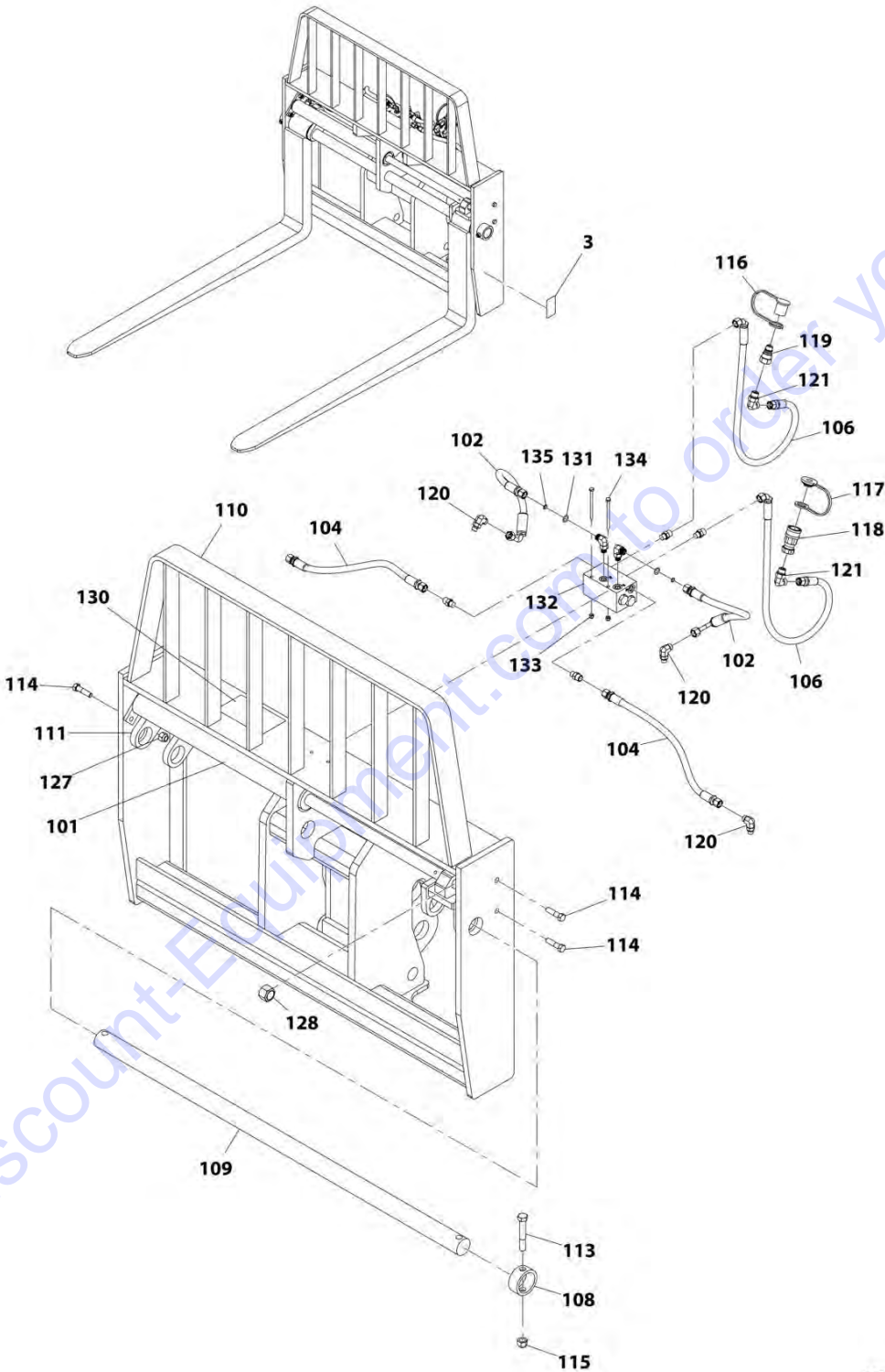
## SECTION 3 - ATTACHMENTS

**FIGURE 3-8. SIDE SHIFT CARRIAGE (5.5 TON - 1270 MM)**

ITEM	PART NUMBER	QTY	DESCRIPTION	REV
	1001142790	1	Side Shift Carriage (5.5 ton - 1270 MM)	C
1	N.S.S.	1	Weldment	
2	70024535	1	Shaft	
3	70024536	2	Collar	
4	70024123	2	Fitting, 90	
5	70024537	2	Hose	
6	N.S.S.	1	Plate, Serial Number	
7	70024538	3	Decal, Warning	
8	N.S.S.	1	Weldment	
9	70024539	1	Cylinder, Side Shift (ANSI) (See Separate Breakdown in Hydraulic Components Section)	
10	70024540	4	Bushing	
11	70024541	8	Circlip	
12	70024542	4	Fitting, Grease	
13	70024543	4	Retainer	
14	70024544	2	Shaft	
15	N.S.S.	1	Plate, Serial Number	
16	70024551	4	Washer, Lock M16	
17	70024552	4	Bolt, M16X45	
18	70024553	2	Nut, Hex M16	
19	70024554	2	Bolt, M16X100	
20	70022997	8	Washer, Lock M12	
21	70024555	8	Bolt, M12X35	
22	91403413	1	Fitting, Straight	
23	8420055	1	Plug	
24	91403414	1	Fitting, Straight	
25	8420053	1	Cap, Dust	
26	70024550	2	Fitting, 90	
101	70024545	1	Kit, Hydraulic Repair (includes items 5 & 22 thru 26)	
102	70024546	1	Kit, Retainer (includes items 13, 20 & 21)	

SECTION 3 - ATTACHMENTS

FIGURE 3-9. FORK POSITIONING CARRIAGE WITH FORKS (4.5 TON)



ART\_7301295-H

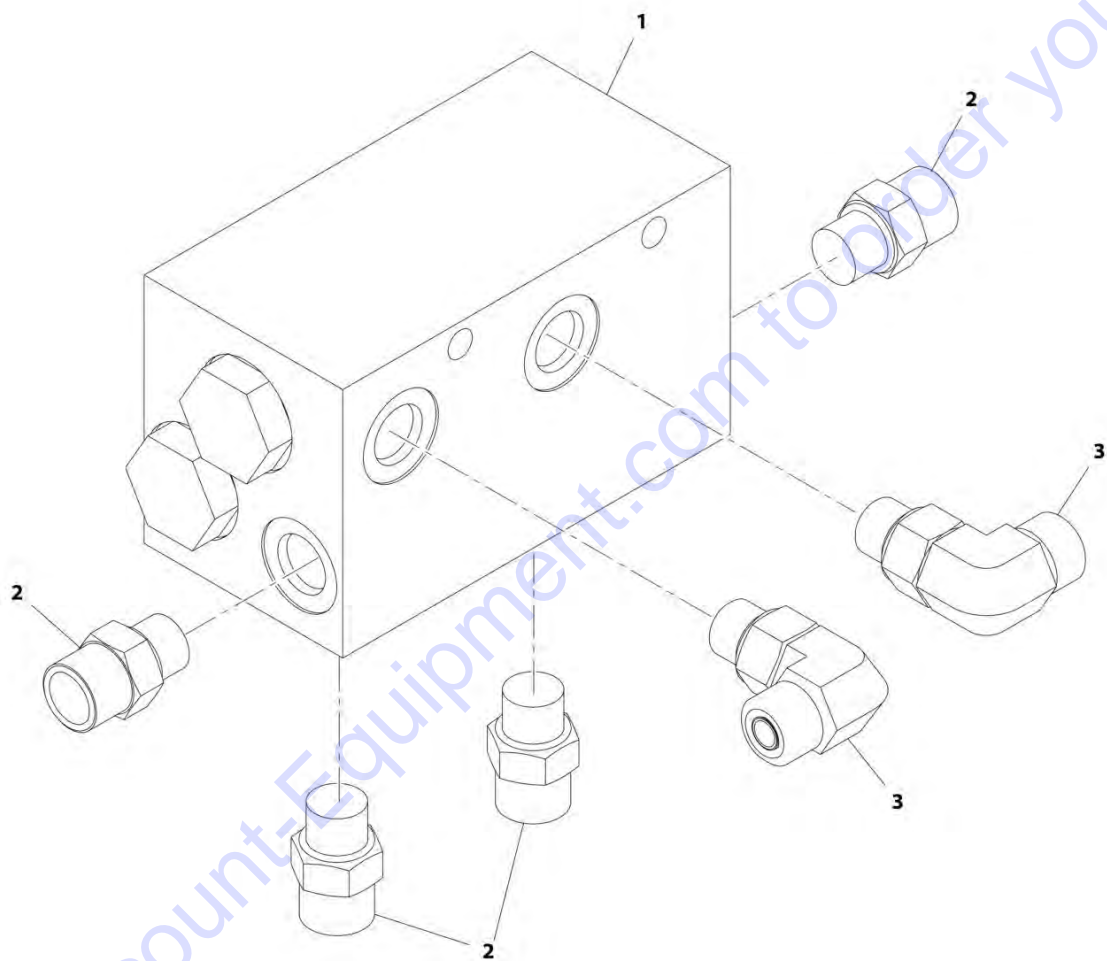
## SECTION 3 - ATTACHMENTS

**FIGURE 3-9. FORK POSITIONING CARRIAGE WITH FORKS (4.5 TON)**

ITEM	PART NUMBER	QTY	DESCRIPTION	REV
	7301295	1	Fork Positioning Carriage (4.5 ton)	H
3	N.S.S.	1	Plate, Serial Number	
101	2717283	1	Cylinder, Fork Positioning	
102	2717160	1	Hose	
104	2717161	1	Hose	
106	2717162	1	Hose	
108	90200003	1	Collar, Fork Pin	
109	90451058	1	Shaft, Fork	
110	N.S.S.	1	Weldment, Carriage	
111	N.S.S.	1	Weldment, Fork Adapter	
113	8303634	1	Bolt, 5/8-11X4	
114	8303658	1	Bolt, 1/2-13x2	
115	8305643	1	Nut, Lock 5/8-11	
116	8420053	1	Cap, Dust	
117	8420055	1	Plug, Dust	
118	91403413	1	Adapter, Quick Disconnect	
119	91403414	1	Adapter, Quick Disconnect	
120	2130606	1	Adapter, 90 Straight	
121	2130608	1	Adapter, 90 Straight	
127	8310302	1	Nut, Lock 1/2-13	
128	10705034	1	Nut, Lock 1-14	
130	4110473	1	Decal, Warning Route Hoses	
131	7139918	1	Disk, Orifice	
132	4641502	1	Assembly, Dual Fork Carriage Valve (See Separate Breakdown in this Section)	
133	8305624	1	Nut, Lock 1/4-20	
134	8310435	1	Bolt, 1/4-20X3-3/4	
135	8630003	1	O-Ring	

SECTION 3 - ATTACHMENTS

FIGURE 3-10. DUAL FORK CARRIAGE VALVE ASSEMBLY



ART\_4641502-B

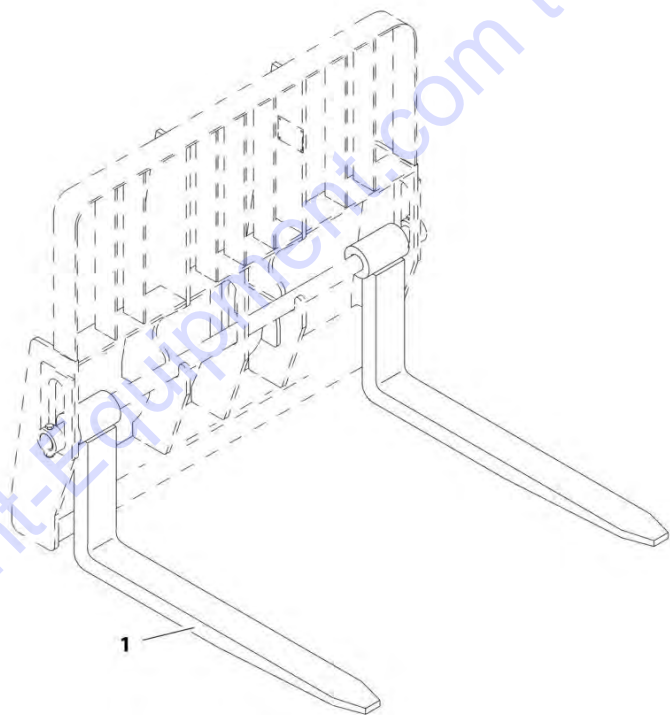
## SECTION 3 - ATTACHMENTS

**FIGURE 3-10. DUAL FORK CARRIAGE VALVE ASSEMBLY**

ITEM	PART NUMBER	QTY	DESCRIPTION	REV
1	4641502	Ref	Dual Fork Carriage Valve Assembly	B
	4641501	1	Valve, Flow Divider (See Separate Breakdown in Hydraulic Components Section)	
2	2110606	4	Fitting, Straight ORFS	
3	2130606	2	Fitting, 90	

SECTION 3 - ATTACHMENTS

FIGURE 3-11. PALLET FORK (2.36X4X48)



ART\_2340045\_B

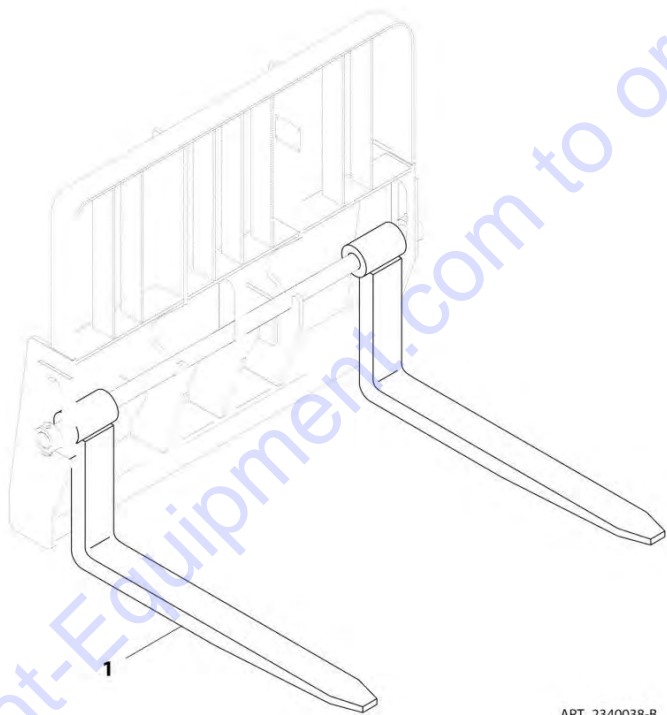
## SECTION 3 - ATTACHMENTS

**FIGURE 3-11. PALLET FORK (2.36X4X48)**

ITEM	PART NUMBER	QTY	DESCRIPTION	REV
1	2340045	2	Pallet Fork (2.36X4X48)	B
	Note	Ref	<b>FORKS RATED LESS THAN THE ATTACHMENT OR MACHINE'S CAPACITY DECREASES CAPACITY OF THE ATTACHMENT OR MACHINE TO THAT OF THE FORKS. FORKS RATED MORE THAN THE ATTACHMENT OR MACHINE'S CAPACITY DO NOT INCREASE ATTACHMENT OR MACHINE'S CAPACITY.</b>	
	Note	Ref	<b>PLEASE CONSULT DISCOUNT-EQUIPMENT TO DETERMINE THE CORRECT FORKS APPLICABLE TO YOUR SPECIFIC CARRIAGE ASSEMBLY AND APPLICATION.</b>	

SECTION 3 - ATTACHMENTS

FIGURE 3-12. PALLET FORK (2.36X5X48)



ART\_2340038-B



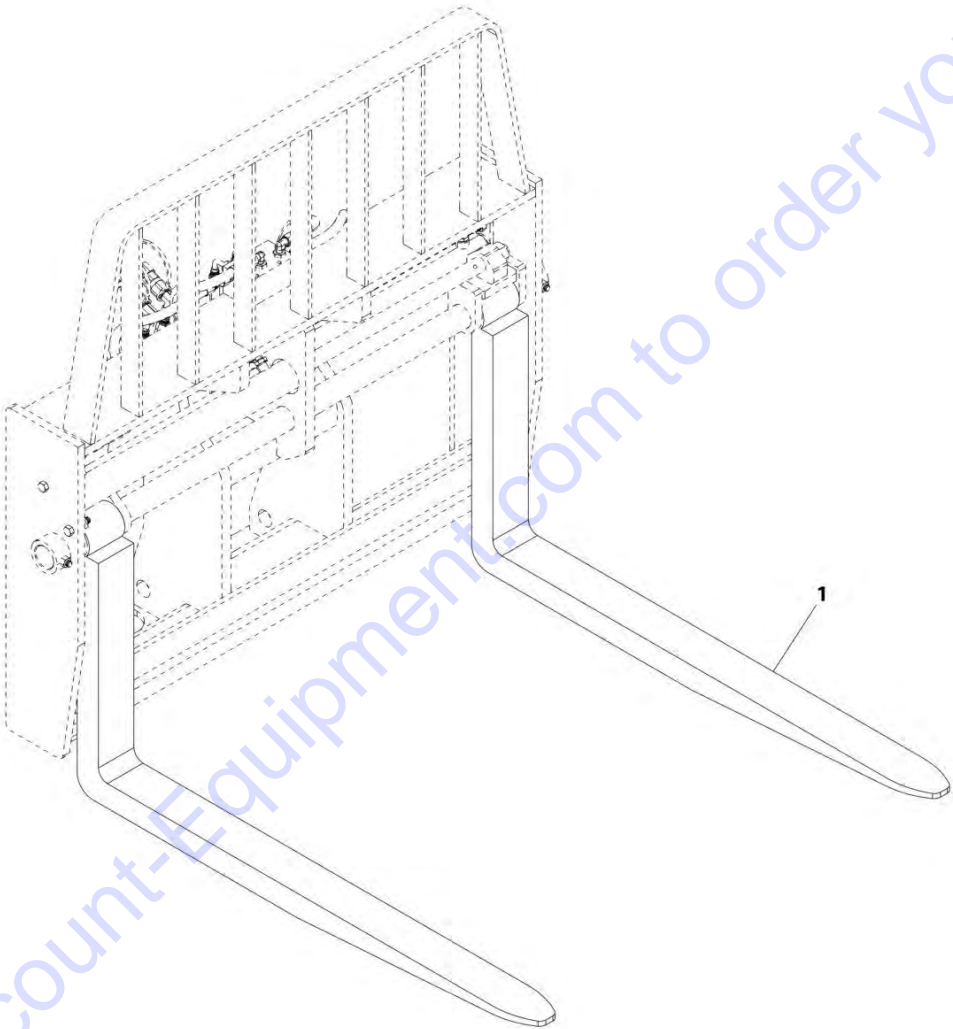
## SECTION 3 - ATTACHMENTS

**FIGURE 3-12. PALLET FORK (2.36X5X48)**

ITEM	PART NUMBER	QTY	DESCRIPTION	REV
1	2340038	2	Pallet Fork (2.36X5X48) (ANSI)	B
	Note	Ref	<b>FORKS RATED LESS THAN THE ATTACHMENT OR MACHINE'S CAPACITY DECREASES CAPACITY OF THE ATTACHMENT OR MACHINE TO THAT OF THE FORKS. FORKS RATED MORE THAN THE ATTACHMENT OR MACHINE'S CAPACITY DO NOT INCREASE ATTACHMENT OR MACHINE'S CAPACITY.</b>	
	Note	Ref	<b>PLEASE CONSULT DISCOUNT-EQUIPMENT TO DETERMINE THE CORRECT FORKS APPLICABLE TO YOUR SPECIFIC CARRIAGE ASSEMBLY AND APPLICATION.</b>	

SECTION 3 - ATTACHMENTS

FIGURE 3-13. PALLET FORK (2.36X4X48)



ART\_7301408-D

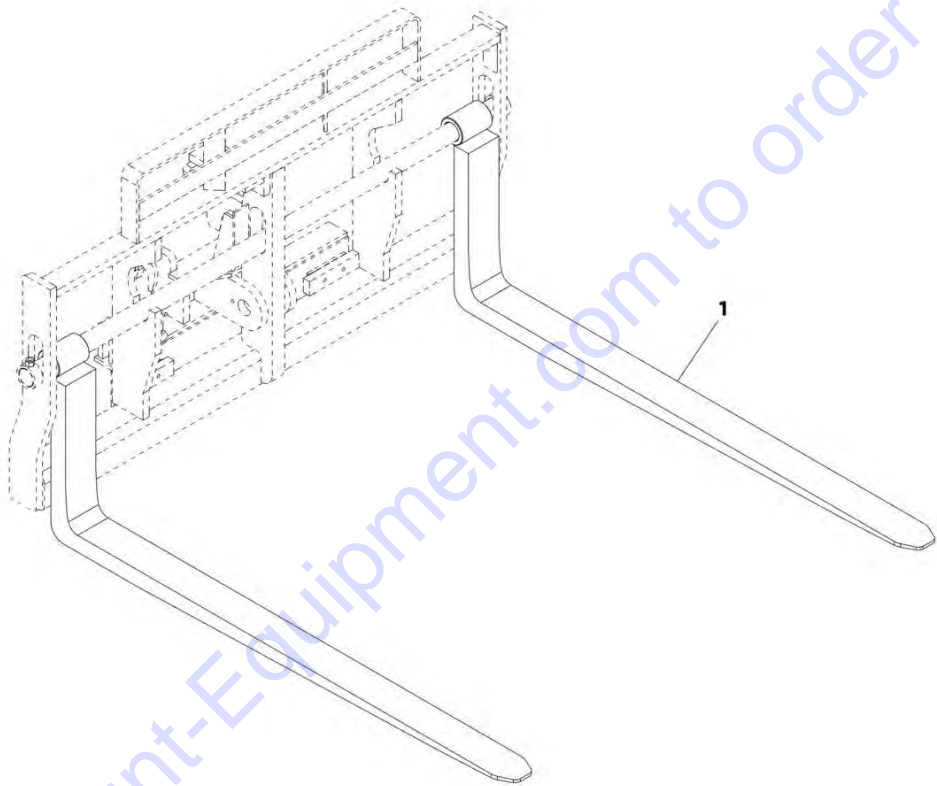
## SECTION 3 - ATTACHMENTS

**FIGURE 3-13. PALLET FORK (2.36X4X48)**

ITEM	PART NUMBER	QTY	DESCRIPTION	REV
1	7301408	2	Pallet Fork (2.36X4X48)	D
N1	Note	Ref	<b>FORKS RATED LESS THAN THE ATTACHMENT OR MACHINE'S CAPACITY DECREASES CAPACITY OF THE ATTACHMENT OR MACHINE TO THAT OF THE FORKS. FORKS RATED MORE THAN THE ATTACHMENT OR MACHINE'S CAPACITY DO NOT INCREASE ATTACHMENT OR MACHINE'S CAPACITY.</b>	
N2	Note	Ref	<b>PLEASE CONSULT DISCOUNT-EQUIPMENT TO DETERMINE THE CORRECT FORKS APPLICABLE TO YOUR SPECIFIC CARRIAGE ASSEMBLY AND APPLICATION.</b>	

**SECTION 3 - ATTACHMENTS**

**FIGURE 3-14. PALLET FORK (2.36X5X72)**



ART\_1001232355-A

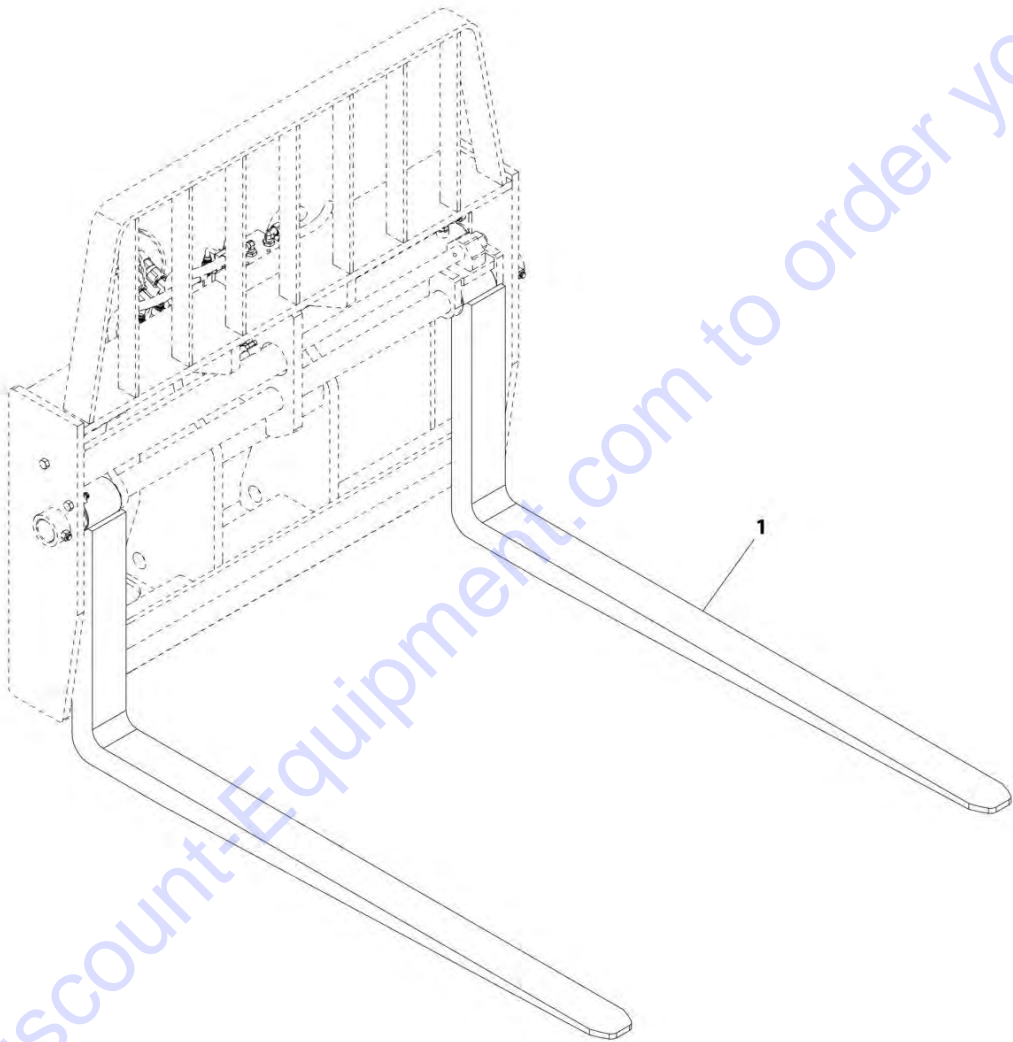
## SECTION 3 - ATTACHMENTS

**FIGURE 3-14. PALLET FORK (2.36X5X72)**

ITEM	PART NUMBER	QTY	DESCRIPTION	REV
	1001232355	1 pr	Pallet Fork (2.36X2X75)	A
	Note	Ref	<b>FORKS RATED LESS THAN THE ATTACHMENT OR MACHINE'S CAPACITY DECREASES CAPACITY OF THE ATTACHMENT OR MACHINE TO THAT OF THE FORKS. FORKS RATED MORE THAN THE ATTACHMENT OR MACHINE'S CAPACITY DO NOT INCREASE ATTACHMENT OR MACHINE'S CAPACITY.</b>	
	Note	Ref	<b>PLEASE CONSULT DISCOUNT-EQUIPMENT TO DETERMINE THE CORRECT FORKS APPLICABLE TO YOUR SPECIFIC CARRIAGE ASSEMBLY AND APPLICATION.</b>	

SECTION 3 - ATTACHMENTS

FIGURE 3-15. FORK - PALLET (2.4X4X60)



ART\_1001227379-A

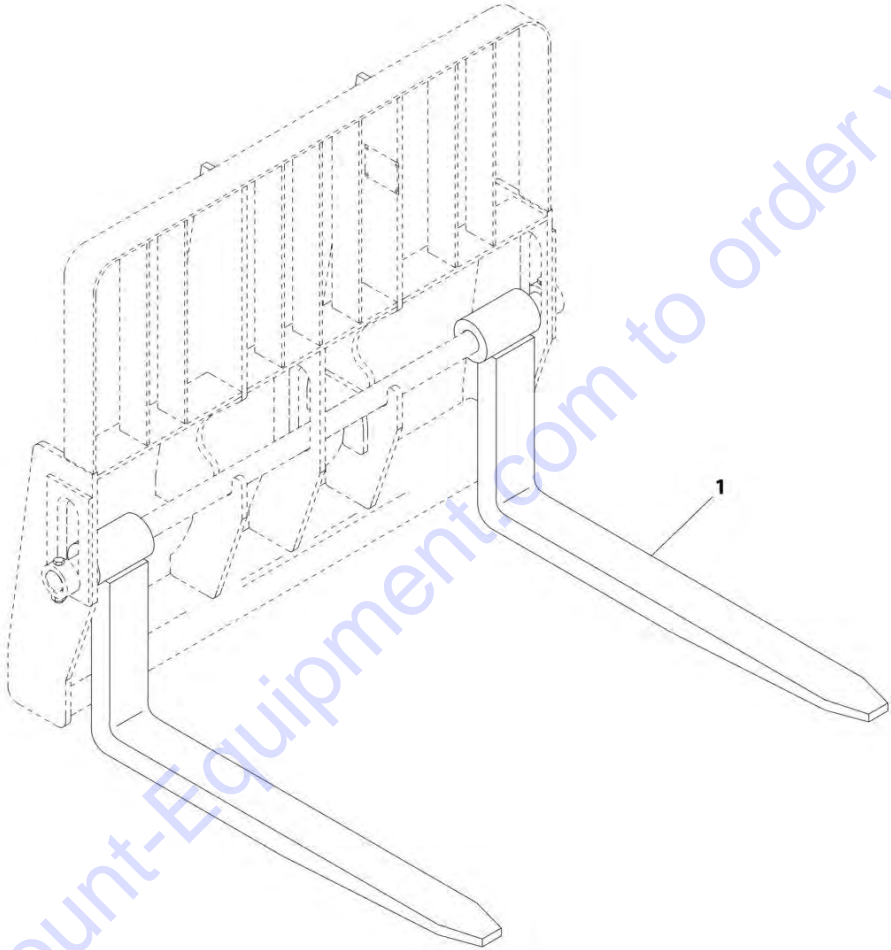
## SECTION 3 - ATTACHMENTS

**FIGURE 3-15. FORK - PALLET (2.4X4X60)**

ITEM	PART NUMBER	QTY	DESCRIPTION	REV
1	1001227379	2	Fork - Pallet (2.4X4X60)	A
N1	Note	Ref	<b>FORKS RATED LESS THAN THE ATTACHMENT OR MACHINE'S CAPACITY DECREASES CAPACITY OF THE ATTACHMENT OR MACHINE TO THAT OF THE FORKS. FORKS RATED MORE THAN THE ATTACHMENT OR MACHINE'S CAPACITY DO NOT INCREASE ATTACHMENT OR MACHINE'S CAPACITY.</b>	
N2	Note	Ref	<b>PLEASE CONSULT DISCOUNT-EQUIPMENT TO DETERMINE THE CORRECT FORKS APPLICABLE TO YOUR SPECIFIC CARRIAGE ASSEMBLY AND APPLICATION.</b>	

SECTION 3 - ATTACHMENTS

FIGURE 3-16. LUMBER FORK (40X150X1540)



ART\_1001099457-C



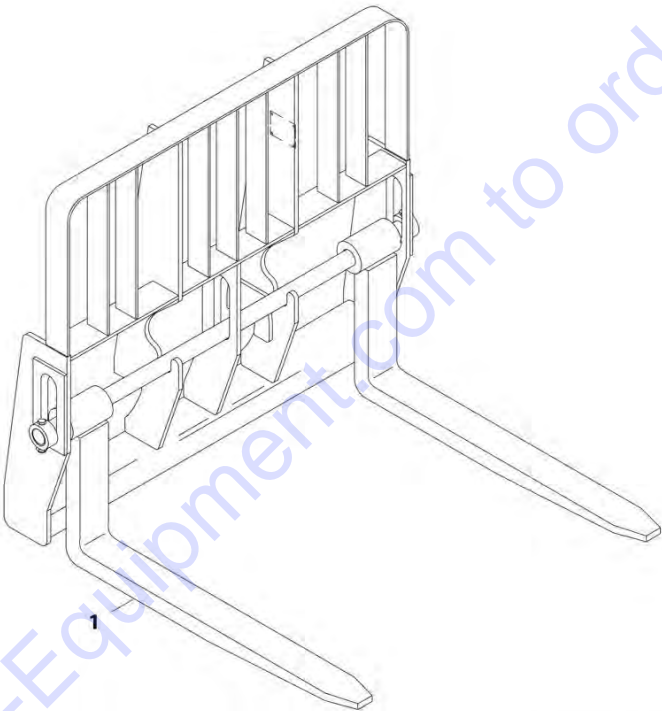
## SECTION 3 - ATTACHMENTS

**FIGURE 3-16. LUMBER FORK (40X150X1540)**

ITEM	PART NUMBER	QTY	DESCRIPTION	REV
1	1001099457	2	Lumber Fork (40X150X1540)	C
	Note	Ref	<b>FORKS RATED LESS THAN THE ATTACHMENT OR MACHINE'S CAPACITY DECREASES CAPACITY OF THE ATTACHMENT OR MACHINE TO THAT OF THE FORKS. FORKS RATED MORE THAN THE ATTACHMENT OR MACHINE'S CAPACITY DO NOT INCREASE ATTACHMENT OR MACHINE'S CAPACITY.</b>	
	Note	Ref	<b>PLEASE CONSULT DISCOUNT-EQUIPMENT TO DETERMINE THE CORRECT FORKS APPLICABLE TO YOUR SPECIFIC CARRIAGE ASSEMBLY AND APPLICATION.</b>	

**SECTION 3 - ATTACHMENTS**

**FIGURE 3-17. LUMBER FORK (50X180X1540)**



ART\_1001097110-A

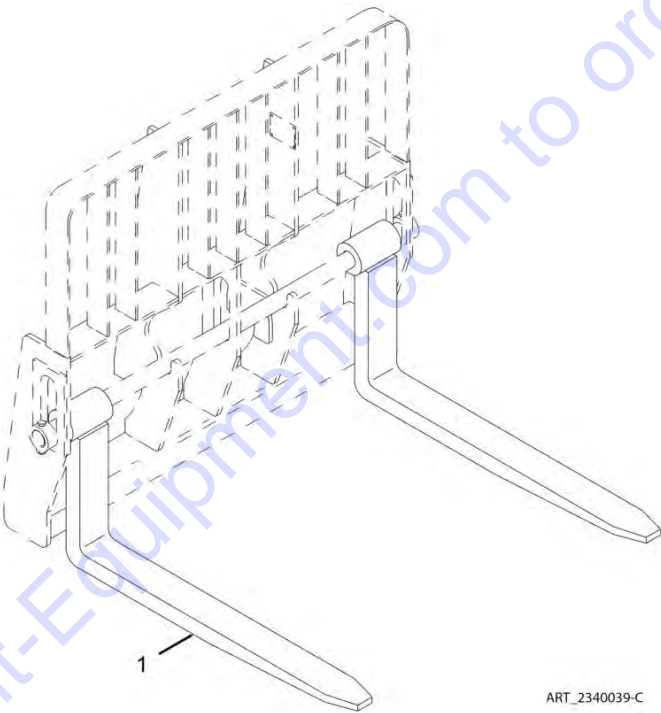
## SECTION 3 - ATTACHMENTS

**FIGURE 3-17. LUMBER FORK (50X180X1540)**

ITEM	PART NUMBER	QTY	DESCRIPTION	REV
1	1001097110	2	Lumber Fork (50X180X1540)	A
	Note	Ref	<b>FORKS RATED LESS THAN THE ATTACHMENT OR MACHINE'S CAPACITY DECREASES CAPACITY OF THE ATTACHMENT OR MACHINE TO THAT OF THE FORKS. FORKS RATED MORE THAN THE ATTACHMENT OR MACHINE'S CAPACITY DO NOT INCREASE ATTACHMENT OR MACHINE'S CAPACITY.</b>	
	Note	Ref	<b>PLEASE CONSULT DISCOUNT-EQUIPMENT TO DETERMINE THE CORRECT FORKS APPLICABLE TO YOUR SPECIFIC CARRIAGE ASSEMBLY AND APPLICATION.</b>	

SECTION 3 - ATTACHMENTS

FIGURE 3-18. LUMBER FORK (60X150X1524)



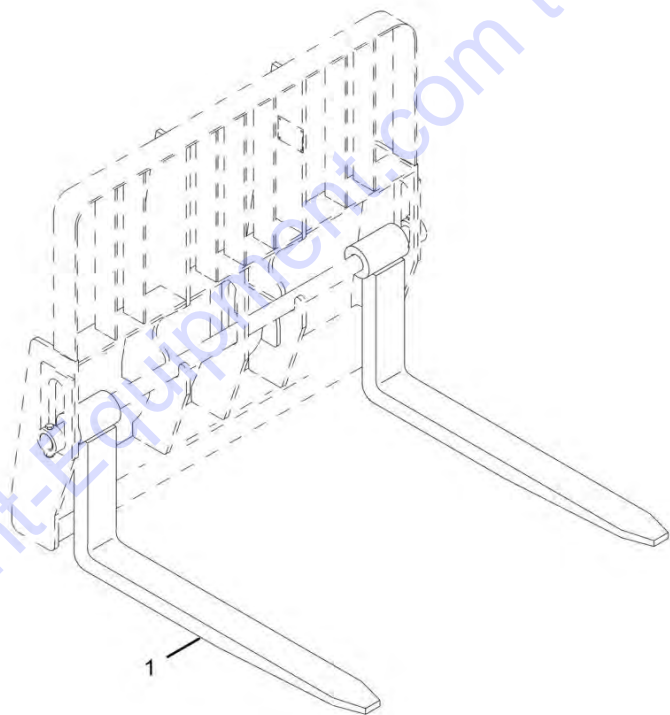
## SECTION 3 - ATTACHMENTS

**FIGURE 3-18. LUMBER FORK (60X150X1524)**

ITEM	PART NUMBER	QTY	DESCRIPTION	REV
1	2340039	2	Lumber Fork (60X150X1524)	C
	Note	Ref	<b>FORKS RATED LESS THAN THE ATTACHMENT OR MACHINE'S CAPACITY DECREASES CAPACITY OF THE ATTACHMENT OR MACHINE TO THAT OF THE FORKS. FORKS RATED MORE THAN THE ATTACHMENT OR MACHINE'S CAPACITY DO NOT INCREASE ATTACHMENT OR MACHINE'S CAPACITY.</b>	
	Note	Ref	<b>PLEASE CONSULT DISCOUNT-EQUIPMENT TO DETERMINE THE CORRECT FORKS APPLICABLE TO YOUR SPECIFIC CARRIAGE ASSEMBLY AND APPLICATION.</b>	

SECTION 3 - ATTACHMENTS

FIGURE 3-19. PALLET FORK (2.00X6X72)



ART\_1001092391\_B

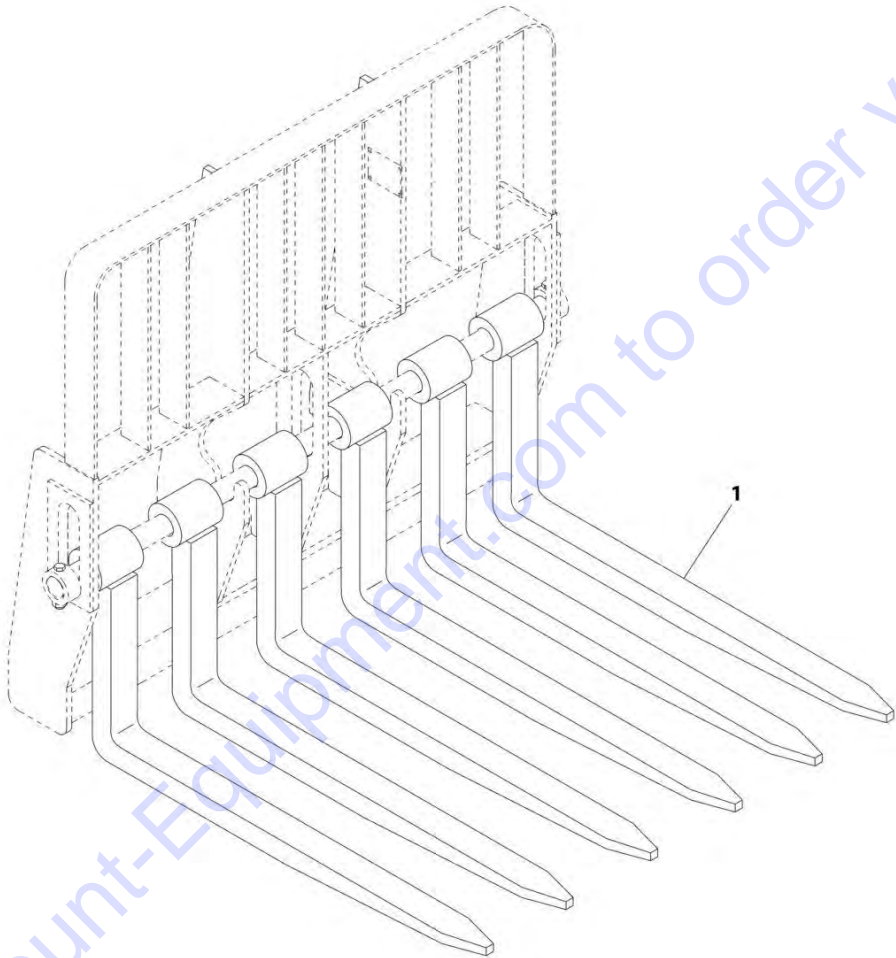
## SECTION 3 - ATTACHMENTS

**FIGURE 3-19. PALLET FORK (2.00X6X72)**

ITEM	PART NUMBER	QTY	DESCRIPTION	REV
1	1001092391	2	Fork - Pallet (2.36X6X72)	B
N1	Note	Ref	<b>FORKS RATED LESS THAN THE ATTACHMENT OR MACHINE'S CAPACITY DECREASES CAPACITY OF THE ATTACHMENT OR MACHINE TO THAT OF THE FORKS. FORKS RATED MORE THAN THE ATTACHMENT OR MACHINE'S CAPACITY DO NOT INCREASE ATTACHMENT OR MACHINE'S CAPACITY.</b>	
N2	Note	Ref	<b>PLEASE CONSULT DISCOUNT-EQUIPMENT TO DETERMINE THE CORRECT FORKS APPLICABLE TO YOUR SPECIFIC CARRIAGE ASSEMBLY AND APPLICATION.</b>	

SECTION 3 - ATTACHMENTS

FIGURE 3-20. BLOCKING FORK (50X50X1220)



ART\_2340037-A



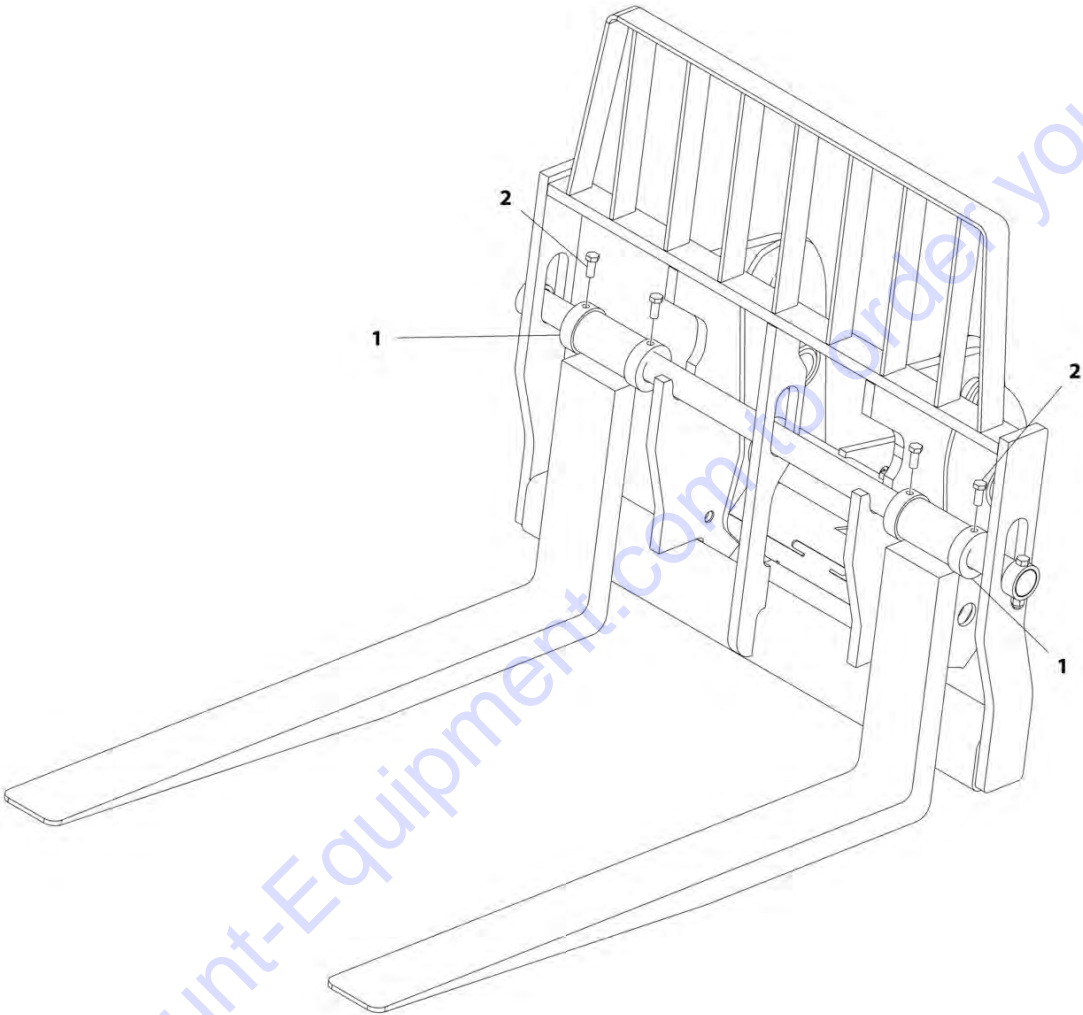
## SECTION 3 - ATTACHMENTS

**FIGURE 3-20. BLOCKING FORK (50X50X1220)**

ITEM	PART NUMBER	QTY	DESCRIPTION	REV
1	2340037	1	Blocking Fork (50X50X1220)	A
	Note	Ref	<b>FORKS RATED LESS THAN THE ATTACHMENT OR MACHINE'S CAPACITY DECREASES CAPACITY OF THE ATTACHMENT OR MACHINE TO THAT OF THE FORKS. FORKS RATED MORE THAN THE ATTACHMENT OR MACHINE'S CAPACITY DO NOT INCREASE ATTACHMENT OR MACHINE'S CAPACITY.</b>	
	Note	Ref	<b>PLEASE CONSULT DISCOUNT-EQUIPMENT TO DETERMINE THE CORRECT FORKS APPLICABLE TO YOUR SPECIFIC CARRIAGE ASSEMBLY AND APPLICATION.</b>	

SECTION 3 - ATTACHMENTS

FIGURE 3-21. FORK CLAMPS INSTALL



ART\_1001094134-A

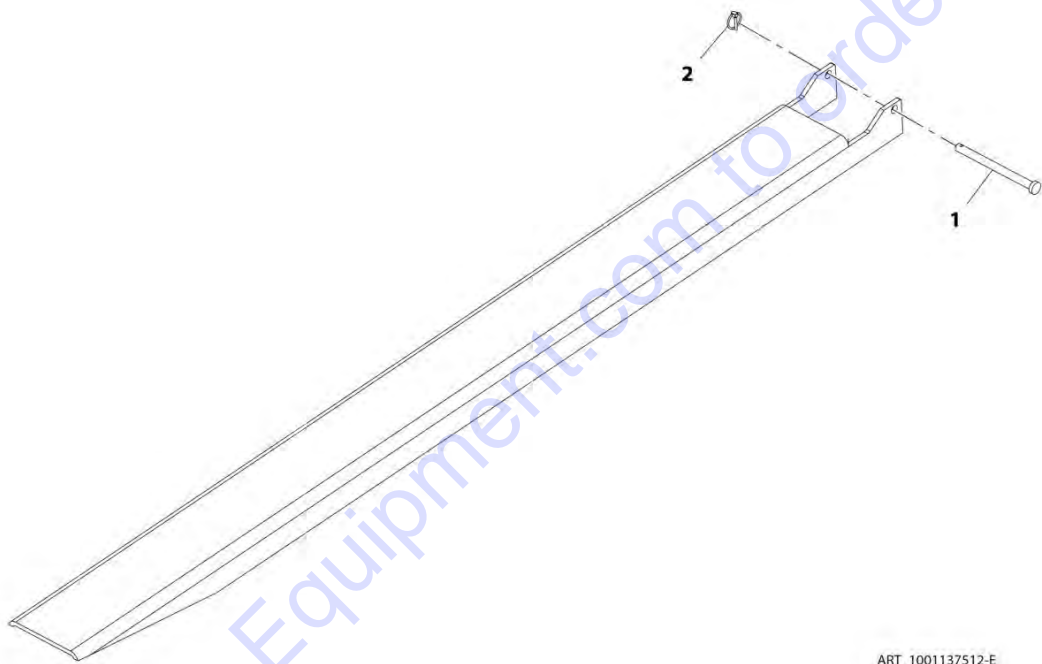
## SECTION 3 - ATTACHMENTS

**FIGURE 3-21. FORK CLAMPS INSTALL**

ITEM	PART NUMBER	QTY	DESCRIPTION	REV
	1001094134	Ref	Fork Clamps Installation	A
1	1001094136	4	Clamp, Fork	
2	10700681	4	Bolt, 0.625-18X1.5	

SECTION 3 - ATTACHMENTS

FIGURE 3-22. FORK EXTENSIONS (62X163X2286)



ART\_1001137512-E

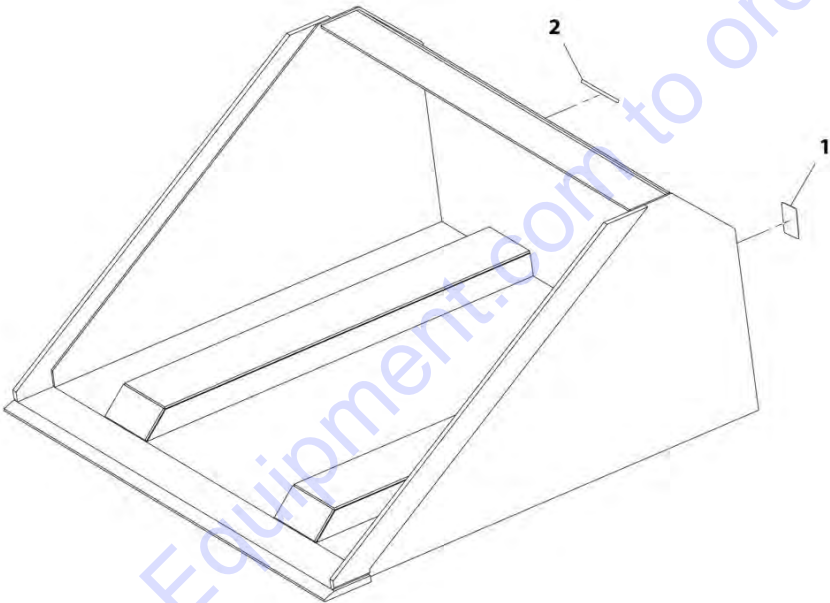
## SECTION 3 - ATTACHMENTS

**FIGURE 3-22. FORK EXTENSIONS (62X163X2286)**

ITEM	PART NUMBER	QTY	DESCRIPTION	REV
	1001137512	2 pr	Fork Extensions (62X163X2286)	E
1	70024306	1	Pin	
2	70024307	1	Clip	

SECTION 3 - ATTACHMENTS

FIGURE 3-23. FORK MOUNTED BUCKET (1.0 M<sup>3</sup>)



ART\_1001195970-B

## SECTION 3 - ATTACHMENTS

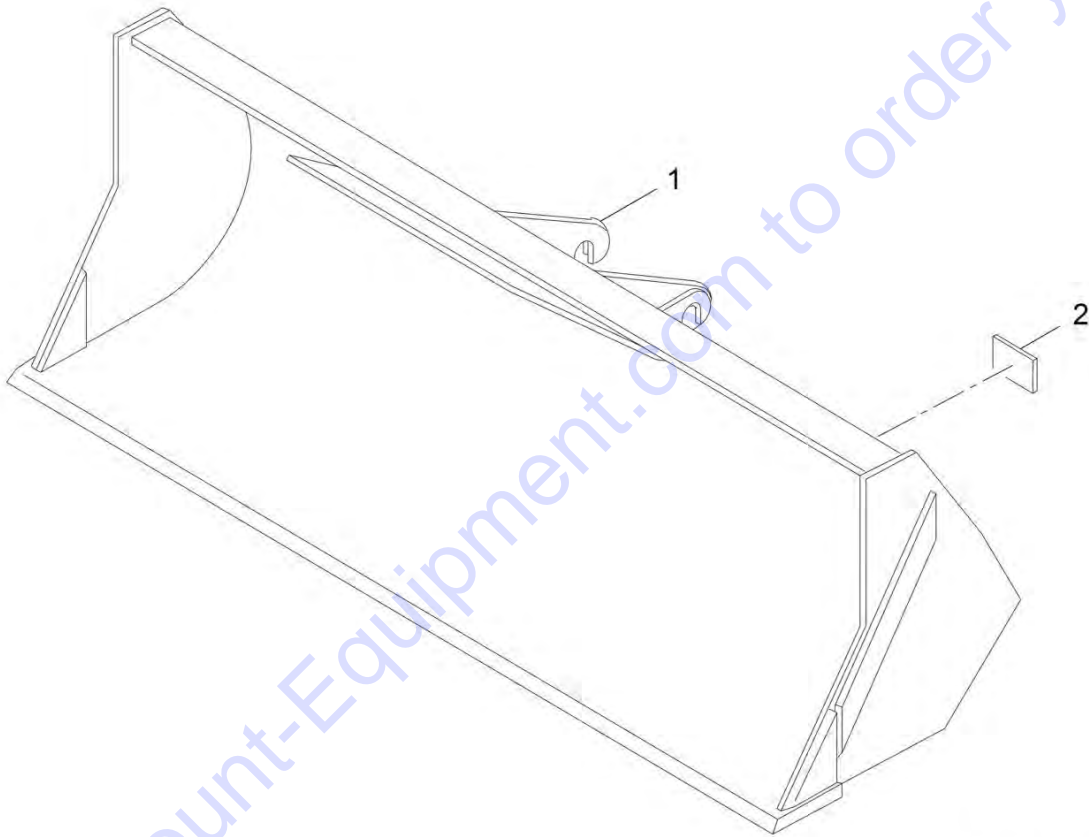
**FIGURE 3-23. FORK MOUNTED BUCKET (1.0 M<sup>3</sup>)**

ITEM	PART NUMBER	QTY	DESCRIPTION	REV
1	1001195970	1	Bucket 1.0 m <sup>3</sup> (Fork Mounted)	B
2	N.S.S.	1	Plate, Serial Number	

Go to Discount-Equipment.com to order your parts

SECTION 3 - ATTACHMENTS

FIGURE 3-24. BUCKET 1.0 YD<sup>3</sup> (ANSI - JLG)



ART\_1001100822-C



## SECTION 3 - ATTACHMENTS

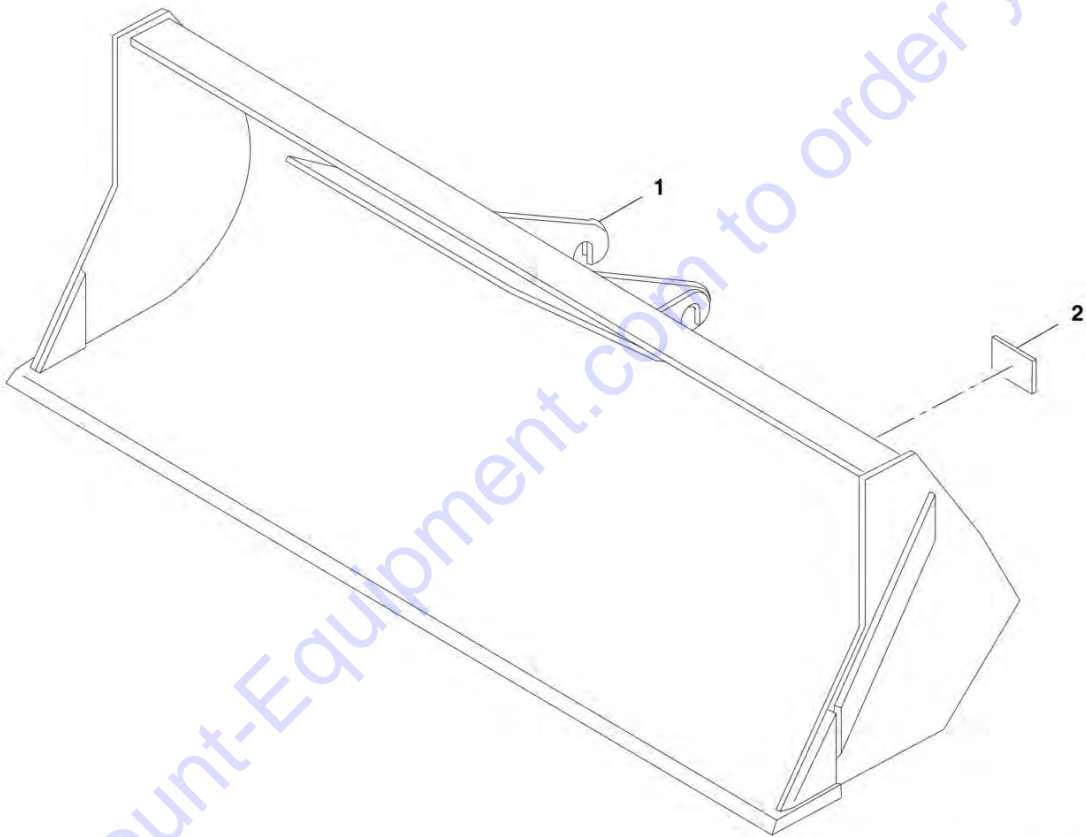
**FIGURE 3-24. BUCKET 1.0 YD<sup>3</sup> (ANSI - JLG)**

ITEM	PART NUMBER	QTY	DESCRIPTION	REV
1	1001100822	1	Bucket 1.0 yd <sup>3</sup> (ANSI - JLG)	C
2	N.S.S.	1	Plate, Serial Number	

Go to Discount-Equipment.com to order your parts

SECTION 3 - ATTACHMENTS

FIGURE 3-25. BUCKET (1.15 M³)



ART\_1001100823-C

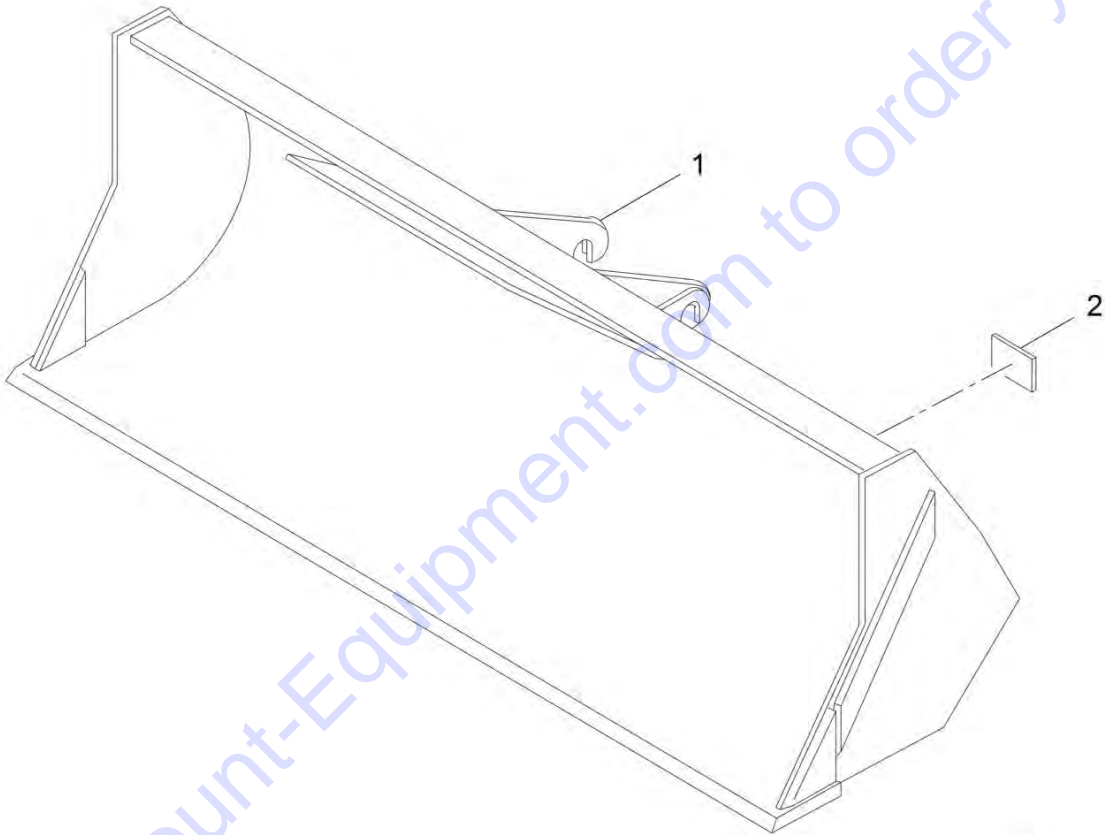
## SECTION 3 - ATTACHMENTS

**FIGURE 3-25. BUCKET (1.15 M<sup>3</sup>)**

ITEM	PART NUMBER	QTY	DESCRIPTION	REV
1	1001100823	1	Bucket (1.15 m <sup>3</sup> )	C
	1001100266	1	Bucket	
	N.S.S.	1	Plate, Serial Number	

SECTION 3 - ATTACHMENTS

FIGURE 3-26. BUCKET (102 INCH)



ART\_1001100824-C

## SECTION 3 - ATTACHMENTS

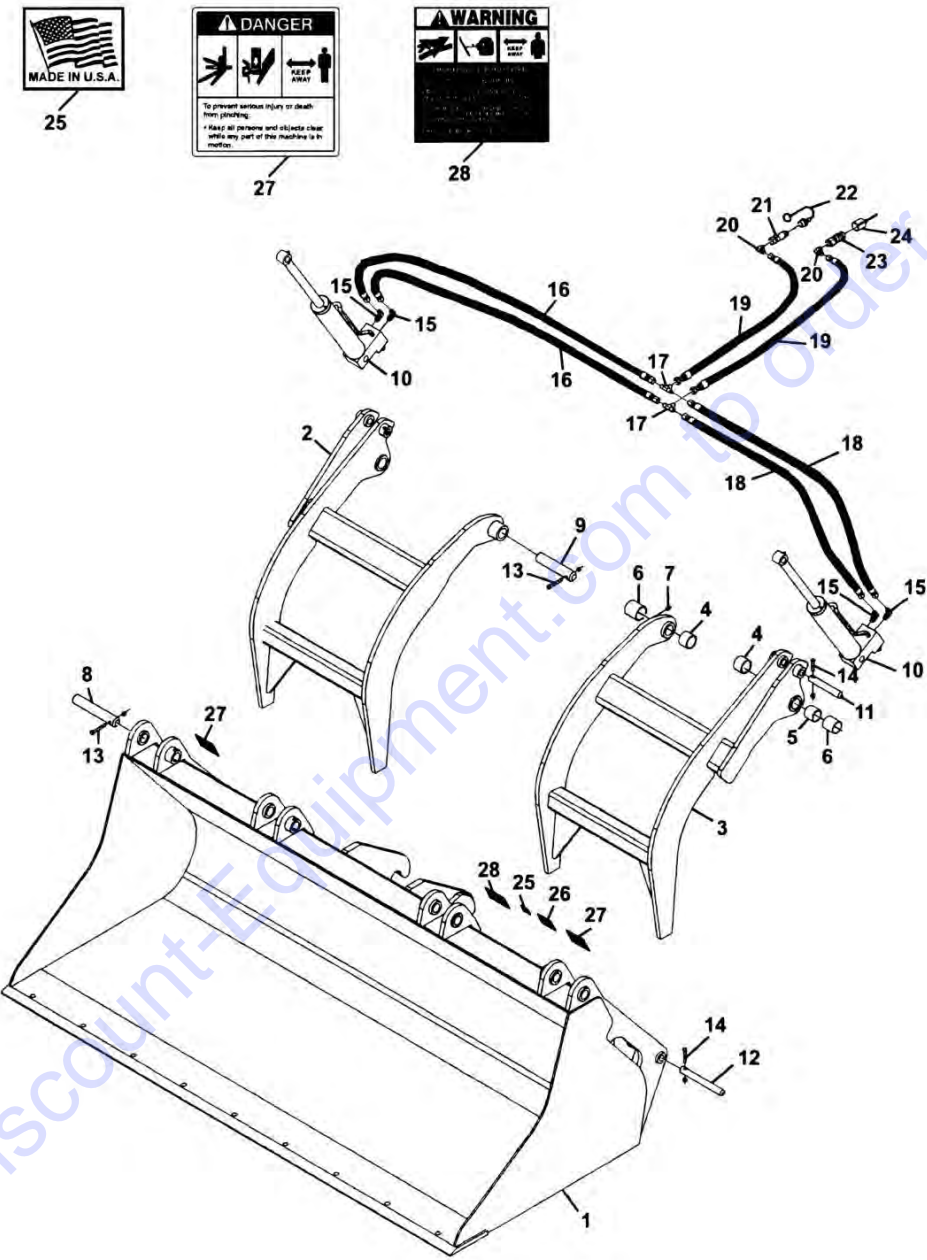
**FIGURE 3-26. BUCKET (102 INCH)**

ITEM	PART NUMBER	QTY	DESCRIPTION	REV
1	1001100824	1	Bucket (102 Inch)	C
2	N.S.S.	1	S/N Plate	

Go to Discount-Equipment.com to order your parts

SECTION 3 - ATTACHMENTS

FIGURE 3-27. MULTI-PURPOSE GRAPPLE BUCKET (2450 MM)



ART\_0930020-H

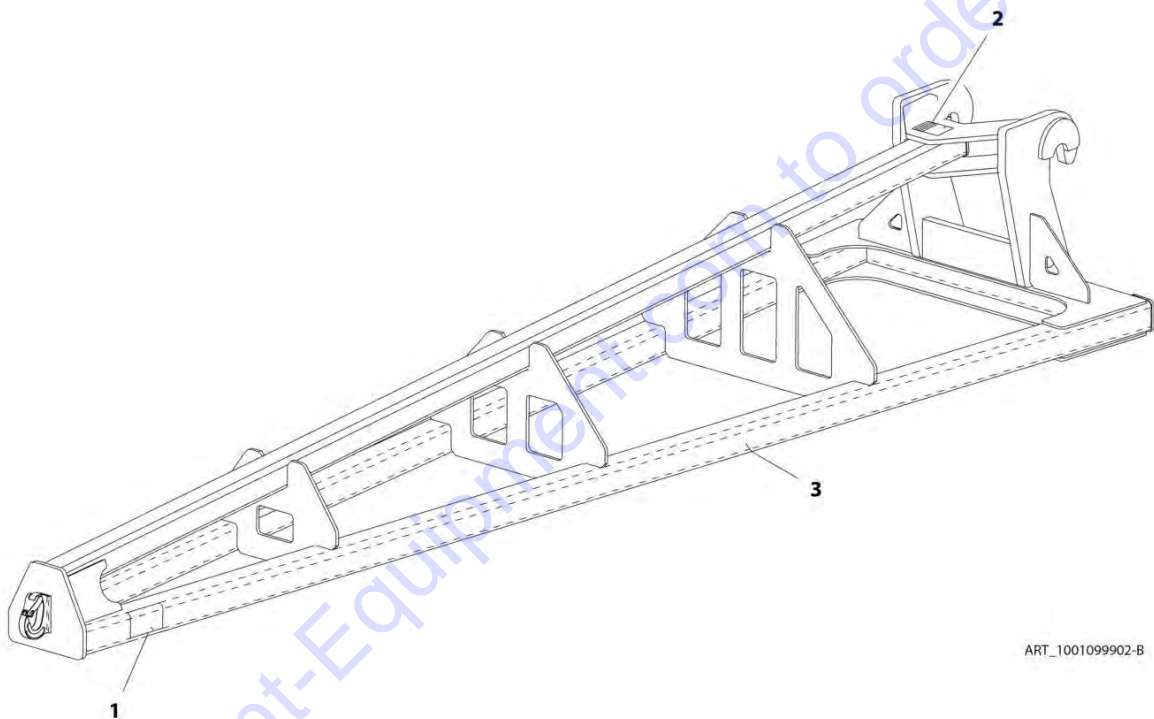
## SECTION 3 - ATTACHMENTS

**FIGURE 3-27. MULTI-PURPOSE GRAPPLE BUCKET (2450 MM)**

ITEM	PART NUMBER	QTY	DESCRIPTION	REV
	0930020	Ref	Multi-Purpose Grapple Bucket (2450 MM)	H
1	N.S.S.	1	Bucket	
1	70021387	4	Clamp, Hose	
2	70021391	1	Hook, RH Grapple	
3	70021392	1	Hook, LH Grapple	
4	70021358	4	Bushing	
5	70021359	2	Spacer	
6	70021360	4	Bushing	
7	7029714	4	Fitting, Grease	
8	70021361	2	Pin	
9	70021362	2	Pin	
10	70021393	2	Cylinder, Grapple Bucket (See Separate Breakdown in HYDRAULIC COMPONENTS Section)	
11	70021364	2	Pin	
12	70021365	2	Pin	
13	70021366	4	Bolt, 3/8X2-3/4	
13	70021367	4	Nut, Lock 3/8	
14	70021399	4	Bolt, 3/8X2-1/4	
14	70021367	4	Nut, Lock 3/8	
15	90554065	4	Fitting, 90	
16	70021980	2	Hose	
17	70020562	2	Fitting, Tee	
18	70021981	2	Hose	
19	70021982	2	Hose	
20	70022527	2	Fitting, 90	
21	7029692	1	Coupler	
22	90554062	1	Cover	
23	70021342	1	Coupler	
24	90554076	1	Cover	
25	90554016	1	Decal, Made in USA	
26	N.S.S.	1	Plate, Serial Number	
27	90554017	2	Decal, Danger Pinch Point	
28	90554018	1	Decal, Warning High Pressure	

SECTION 3 - ATTACHMENTS

FIGURE 3-28. TRUSS BOOM (0.9 TON - 3.7M)



ART\_1001099902-B



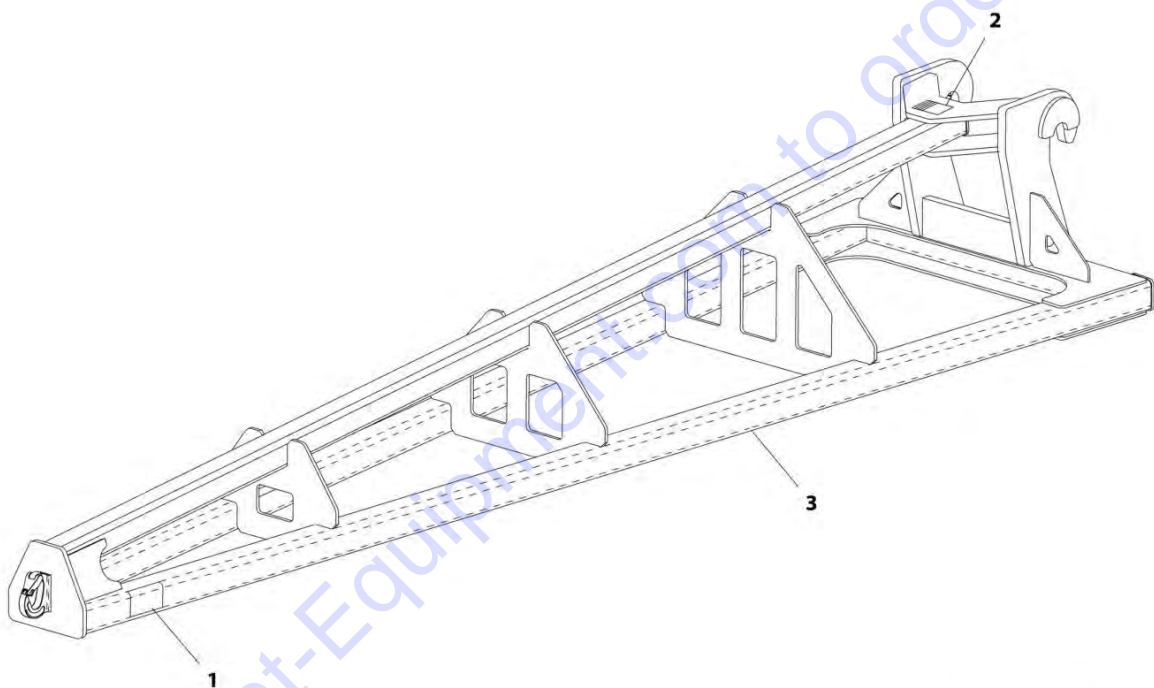
## SECTION 3 - ATTACHMENTS

**FIGURE 3-28. TRUSS BOOM (0.9 TON - 3.7M)**

ITEM	PART NUMBER	QTY	DESCRIPTION	REV
	1001099902	1	Truss Boom (0.9 Ton - 3.7M)	B
1	4110422	2	Decal, Danger Swinging Loads	
2	N.S.S.	1	Plate, Serial Number	
3	N.S.S.	1	Boom, Truss	

SECTION 3 - ATTACHMENTS

FIGURE 3-29. TRUSS BOOM (15 FOOT)



ART\_1001099901-C

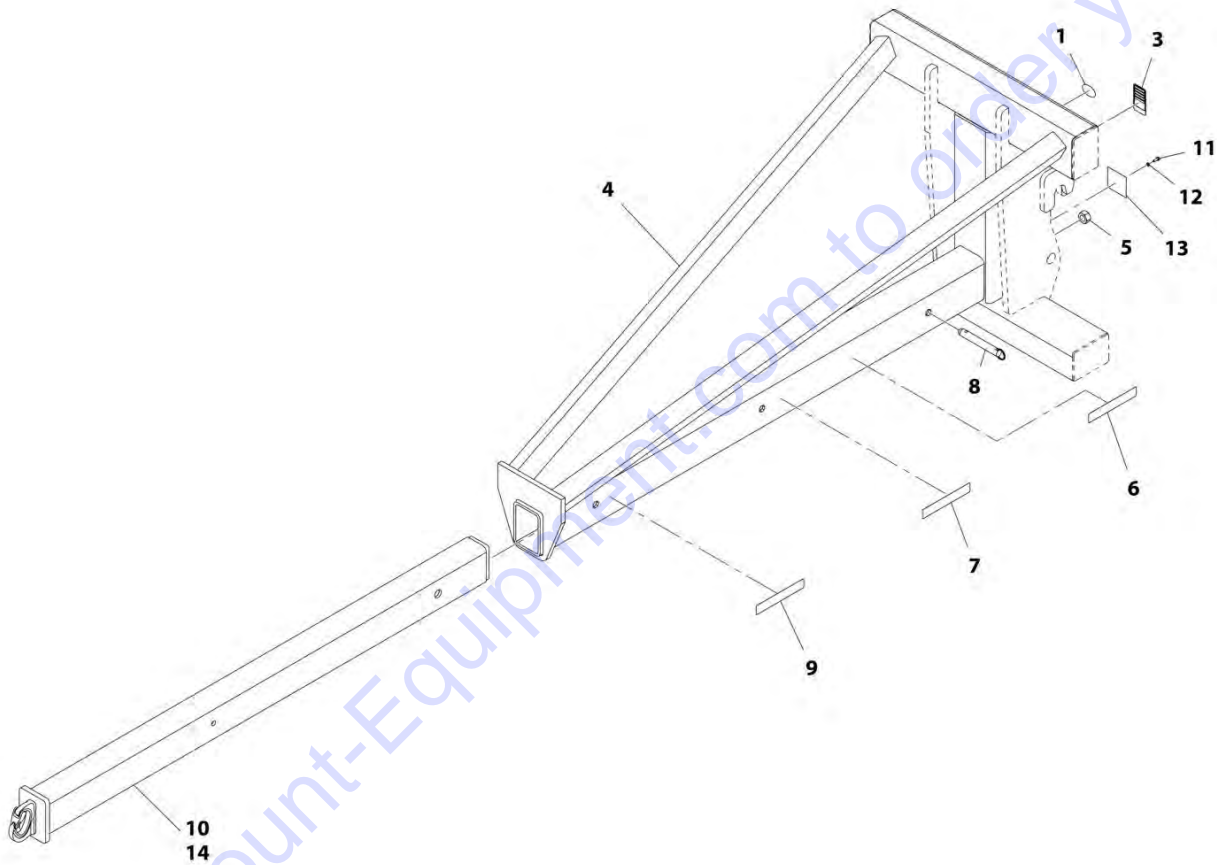
## SECTION 3 - ATTACHMENTS

**FIGURE 3-29. TRUSS BOOM (15 FOOT)**

ITEM	PART NUMBER	QTY	DESCRIPTION	REV
	1001099901	1	Truss Boom (15 Foot)	C
1	4110422	2	Decal, Danger Swinging Loads	
2	N.S.S.	1	Plate, Serial Number	
3	N.S.S.	1	Boom, Truss	

SECTION 3 - ATTACHMENTS

FIGURE 3-30. ADJUSTABLE TRUSS BOOM



ART\_1001176515-B

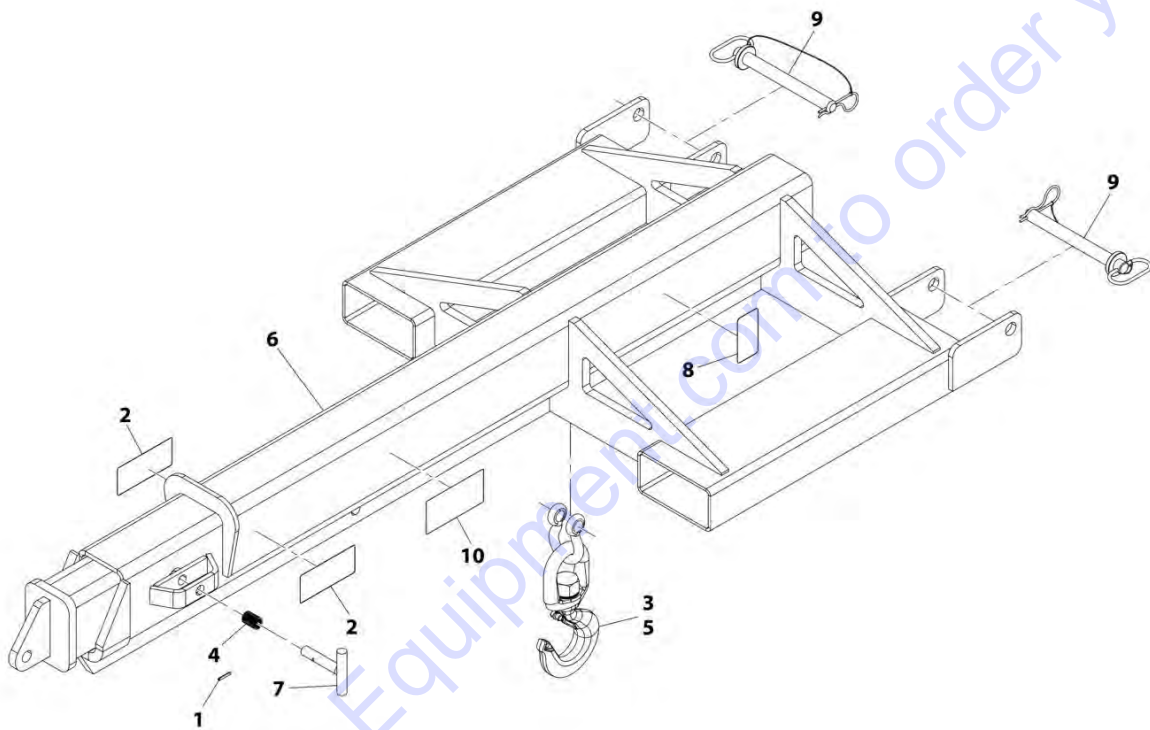
## SECTION 3 - ATTACHMENTS

**FIGURE 3-30. ADJUSTABLE TRUSS BOOM**

ITEM	PART NUMBER	QTY	DESCRIPTION	REV
	1001176515	1	Adjustable Truss Boom	B
1	90554016	1	Decal, Made in USA	
3	N.S.S.	1	Plate, Serial Number	
4	N.S.S.	1	Truss Boom, Adjustable	
5	70021440	1	Nut, Lock	
6	70024062	2	Decal, 4000 lbs cap	
7	70026944	2	Decal, 3000 lbs cap	
8	70026946	1	Pin	
9	70026699	2	Decal, 2000 lbs cap	
10	70026747	1	Seal	
11	90554033	1	Bolt, 3/4X1/4	
12	90554034	1	Washer, Lock 1/4	
13	70026948	1	Plate, Stop	
14	70026949	1	Boom, Telescopic	

SECTION 3 - ATTACHMENTS

FIGURE 3-31. ADJUSTABLE TRUSS BOOM INSTALLATION (FORK MOUNTED)



ART\_1001230241-F

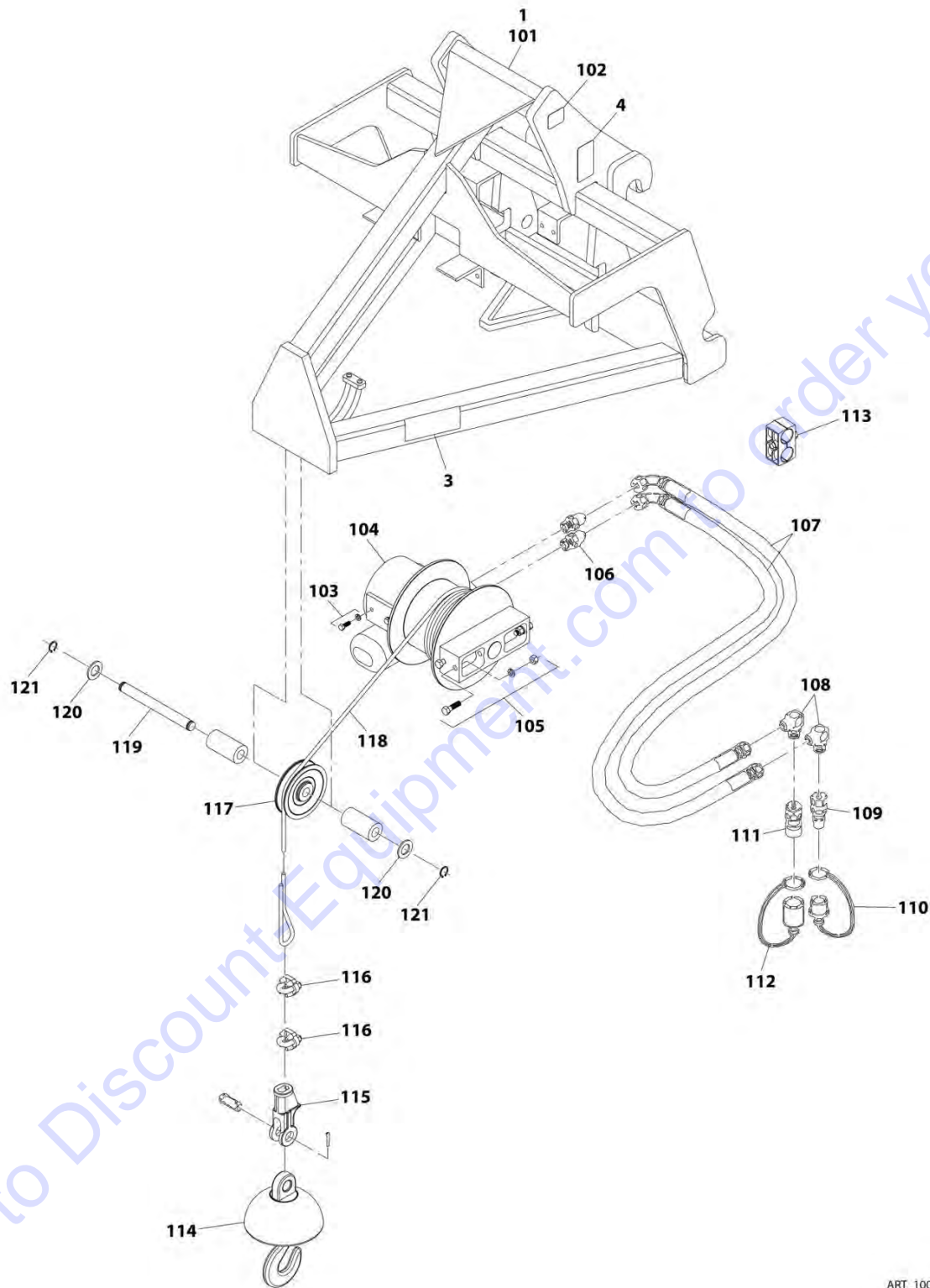
## SECTION 3 - ATTACHMENTS

**FIGURE 3-31. ADJUSTABLE TRUSS BOOM INSTALLATION (FORK MOUNTED)**

ITEM	PART NUMBER	QTY	DESCRIPTION	REV
	1001230241	Ref	Adjustable Truss Boom Installation (Fork Mounted)	F
1	3440620	1	Pin	
2	4110422	2	Decal, Danger Swinging Loads	
3	91403448	1	Hook, Swivel	
4	1001128890	1	Spring	
5	1001146160	1	Shackle	
6	N.S.S.	1	Truss Boom, Adjustable	
7	1001230239	1	Pin	
8	N.S.S.	1	Plate, Serial Number	
9	1001231692	2	Pin	
10	1001232500	1	Decal, Load Capacities	

SECTION 3 - ATTACHMENTS

FIGURE 3-32. TRUSS BOOM (1.8 TON - 1M FT WITH WINCH)



ART\_1001100967-C



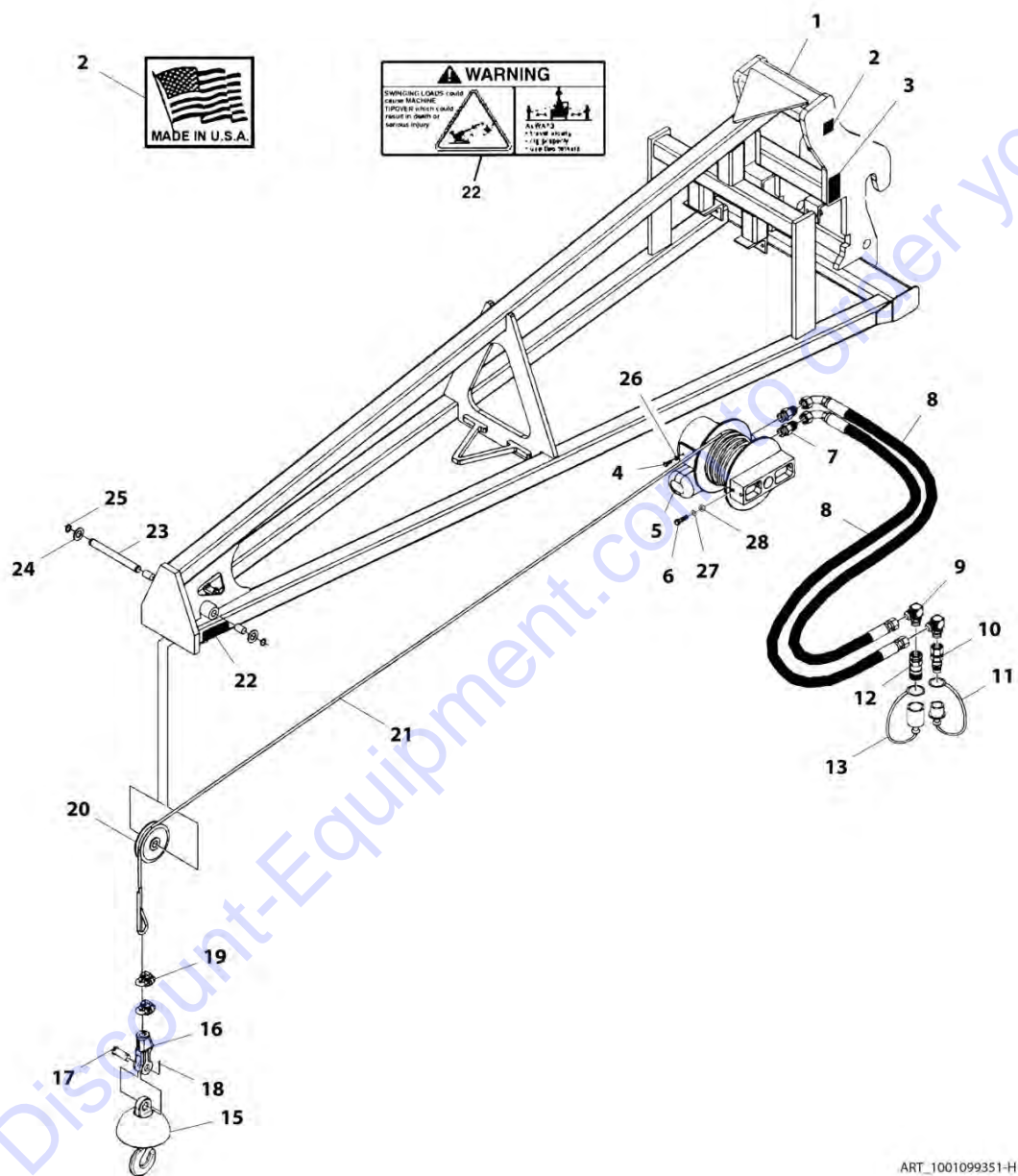
## SECTION 3 - ATTACHMENTS

**FIGURE 3-32. TRUSS BOOM (1.8 TON - 1M FT WITH WINCH)**

ITEM	PART NUMBER	QTY	DESCRIPTION	REV
	1001100967	Ref	Truss Boom Assembly (3 Foot with Winch) (includes items 1, 3, 4 & 101 thru 121)	C
1	8380008	NLA	Truss Boom (3 Foot with Winch) (no longer available, use 1001100967 for replacement)	
3	4110422	2	Decal, Danger, Swinging Loads	
4	N.S.S.	1	Plate, Serial Number	
101	N.S.S.	1	Truss Boom Frame	
102	90554016	1	Decal	
103	70021349	4	Bolt	
103	90554042	4	Washer	
104	70021921	1	Winch, Truss Boom	
105	70024059	4	Bolt	
105	90554054	4	Nut	
105	90554020	4	Washer	
106	70021415	2	Fitting	
107	70021977	2	Hose	
108	70022527	2	Fitting, 90	
109	91403414	1	Fitting, Straight	
110	8420053	1	Cap	
111	91403413	1	Fitting, Straight	
112	8420055	1	Plug	
113	70021387	1	Clamp	
114	70021978	1	Ball Swivel Safety Hook	
115	70021979	1	Assembly, Socket	
116	70022528	2	Clamp	
117	70021935	1	Pulley	
118	70022028	1	Cable	
119	70022529	1	Pin	
120	70027009	2	Washer	
121	70026698	2	Ring, Snap	

SECTION 3 - ATTACHMENTS

FIGURE 3-33. TRUSS BOOM (0.9 TON - 3.7M WITH WINCH)



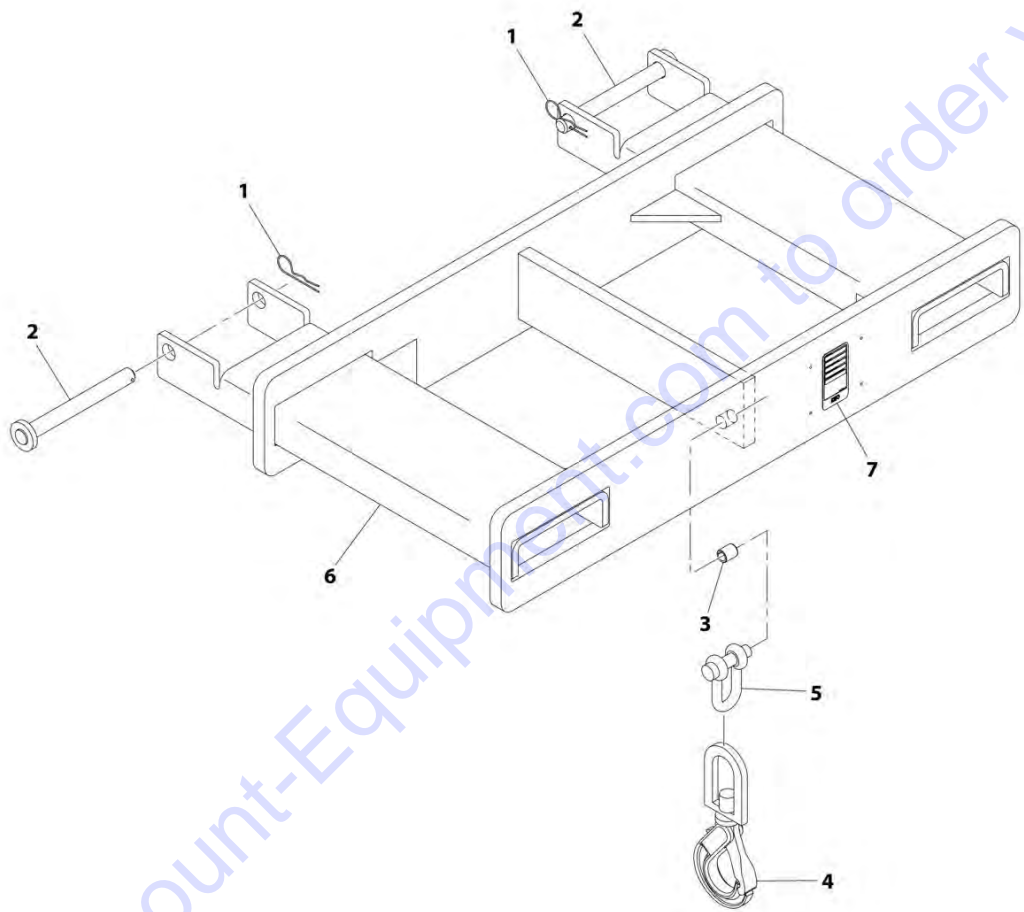
## SECTION 3 - ATTACHMENTS

**FIGURE 3-33. TRUSS BOOM (0.9 TON - 3.7M WITH WINCH)**

ITEM	PART NUMBER	QTY	DESCRIPTION	REV
	1001099351	1	Truss Boom (0.9 Ton - 3.7M with Winch)	H
1	N.S.S.	1	Frame, Truss Boom	
2	90554016	1	Decal, Made in USA	
3	N.S.S.	1	Plate, Serial Number	
4	70021349	4	Bolt, 3/8X1	
5	70021921	1	Motor, Truss Boom Winch	
6	70024059	2	Bolt, 1/2X1-3/4	
7	70021415	2	Connector	
8	70021977	2	Hose	
9	70022527	2	Fitting, 90	
10	7029692	1	Fitting, Straight	
11	90554062	1	Cap, Dust	
12	70021342	1	Fitting, Straight	
13	90554076	1	Cap, Dust	
15	70021978	1	Ball Swivel with Safety Hook	
16	70021979	1	Assembly, Socket (includes items 17 thru 18)	
17	N.S.S.	1	Pin	
18	N.S.S.	1	Pin, Cotter	
19	70022528	2	Clamp	
20	70021935	1	Pulley	
21	70022028	1	Cable	
22	4110422	2	Decal, Warning Swinging Loads	
23	70022529	1	Pin	
24	70024060	2	Washer	
25	70026698	2	Ring, Snap	
26	90554042	4	Washer, Lock 3/8	
27	90554020	2	Washer, Lock 1/2	
28	90554054	2	Nut, 1/2	

SECTION 3 - ATTACHMENTS

FIGURE 3-34. FORK MOUNTED HOOK (4 TON)



ART\_1001097205-H

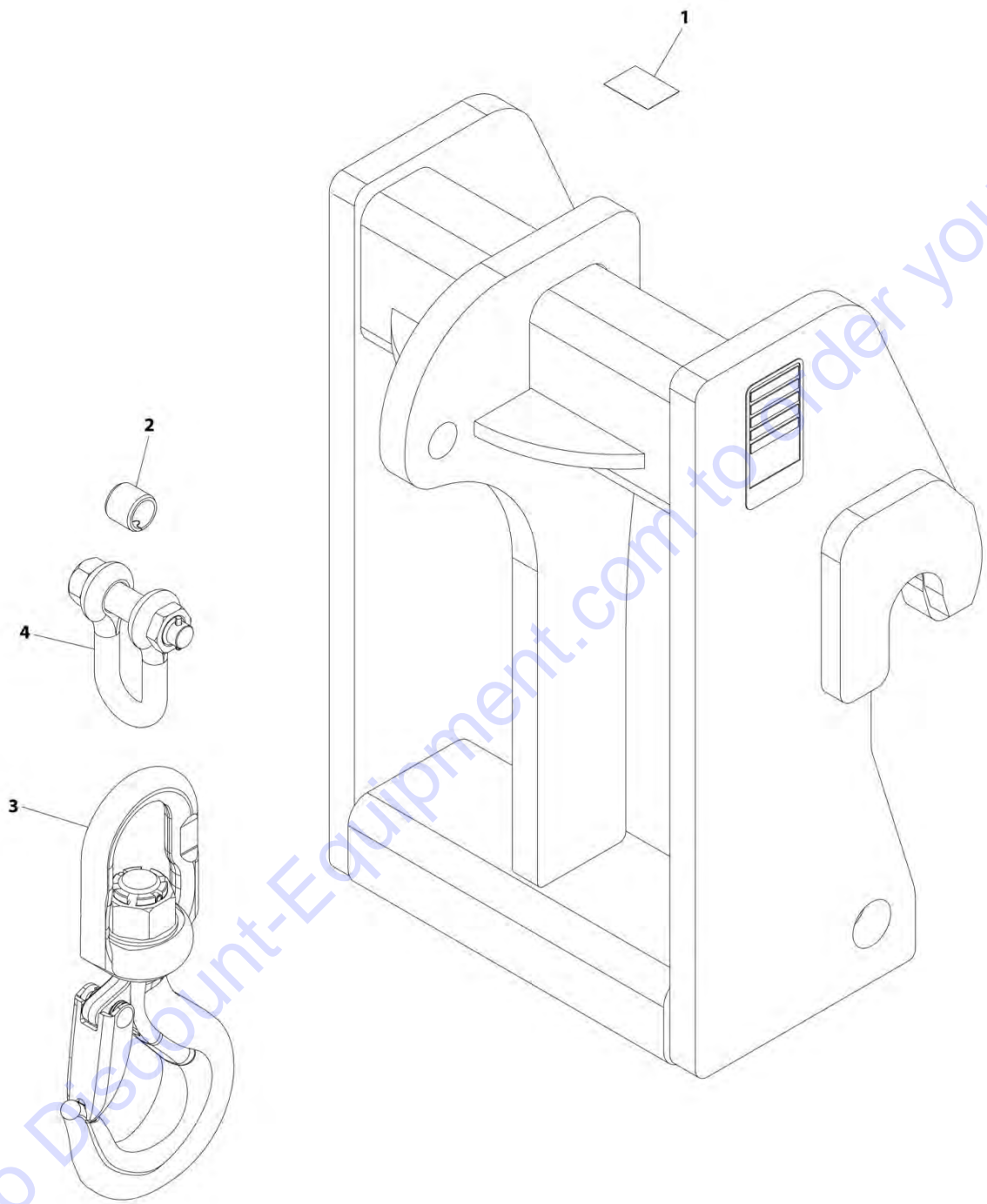
## SECTION 3 - ATTACHMENTS

**FIGURE 3-34. FORK MOUNTED HOOK (4 TON)**

ITEM	PART NUMBER	QTY	DESCRIPTION	REV
	1001097205	1	Fork Mounted Hook (4 Ton)	H
1	7029520	2	Pin, Cotter	
2	1001093171	2	Pin	
3	70020555	1	Bushing	
4	90554080	1	Hook	
5	7029521	1	Shackle	
6	N.S.S.	1	Weldment, Hook	
7	N.S.S.	1	S/N Plate	

SECTION 3 - ATTACHMENTS

FIGURE 3-35. CRANE HOOK



ART\_1001207606-B


## SECTION 3 - ATTACHMENTS

**FIGURE 3-35. CRANE HOOK**

ITEM	PART NUMBER	QTY	DESCRIPTION	REV
	1001207606	Ref	Crane Hook	B
1	90554016	1	Decal	
2	70020555	1	Bushing	
3	70026745	1	Hook Swivel	
4	70026746	1	Shackle Chain	

## 164

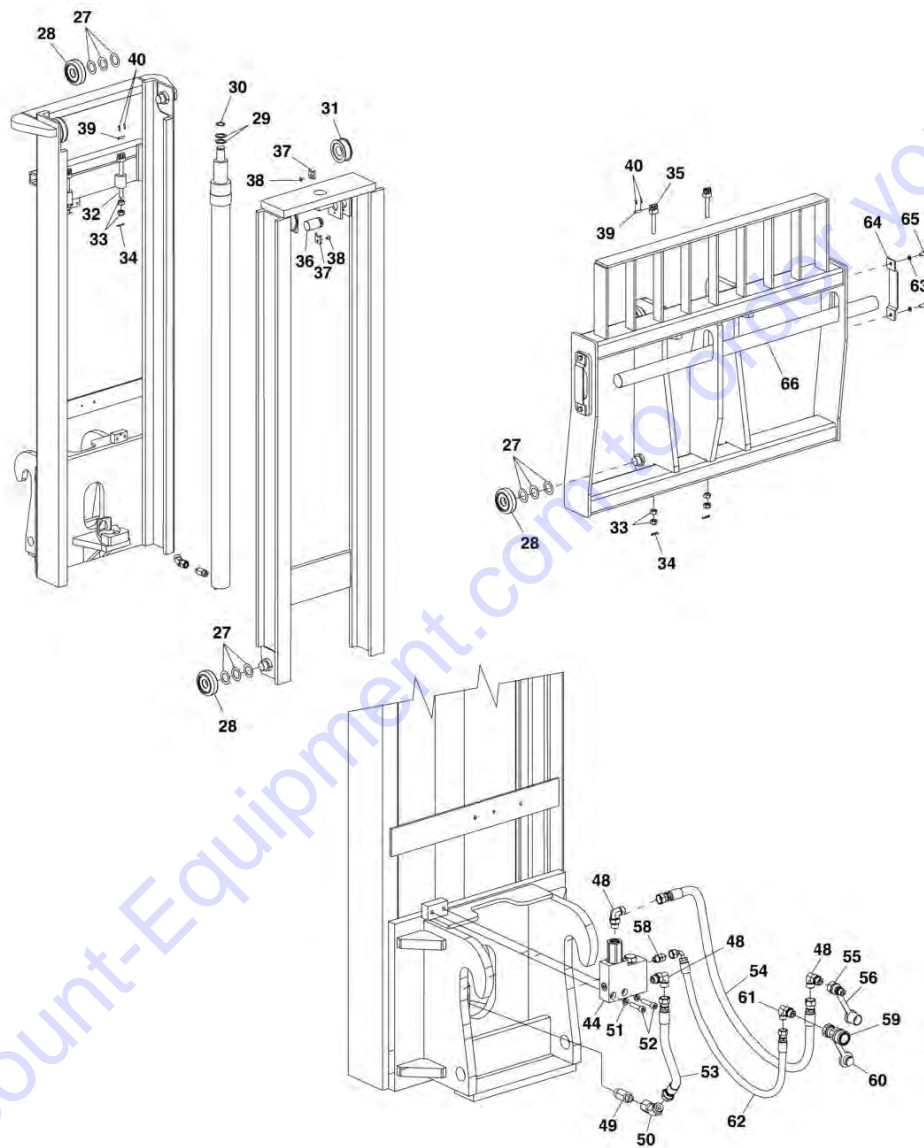
943



ART\_1001108668\_1-C



## SECTION 3 - ATTACHMENTS



ART\_1001108668\_2-C

## SECTION 3 - ATTACHMENTS

FIGURE 3-36. MAST (8 FOOT)

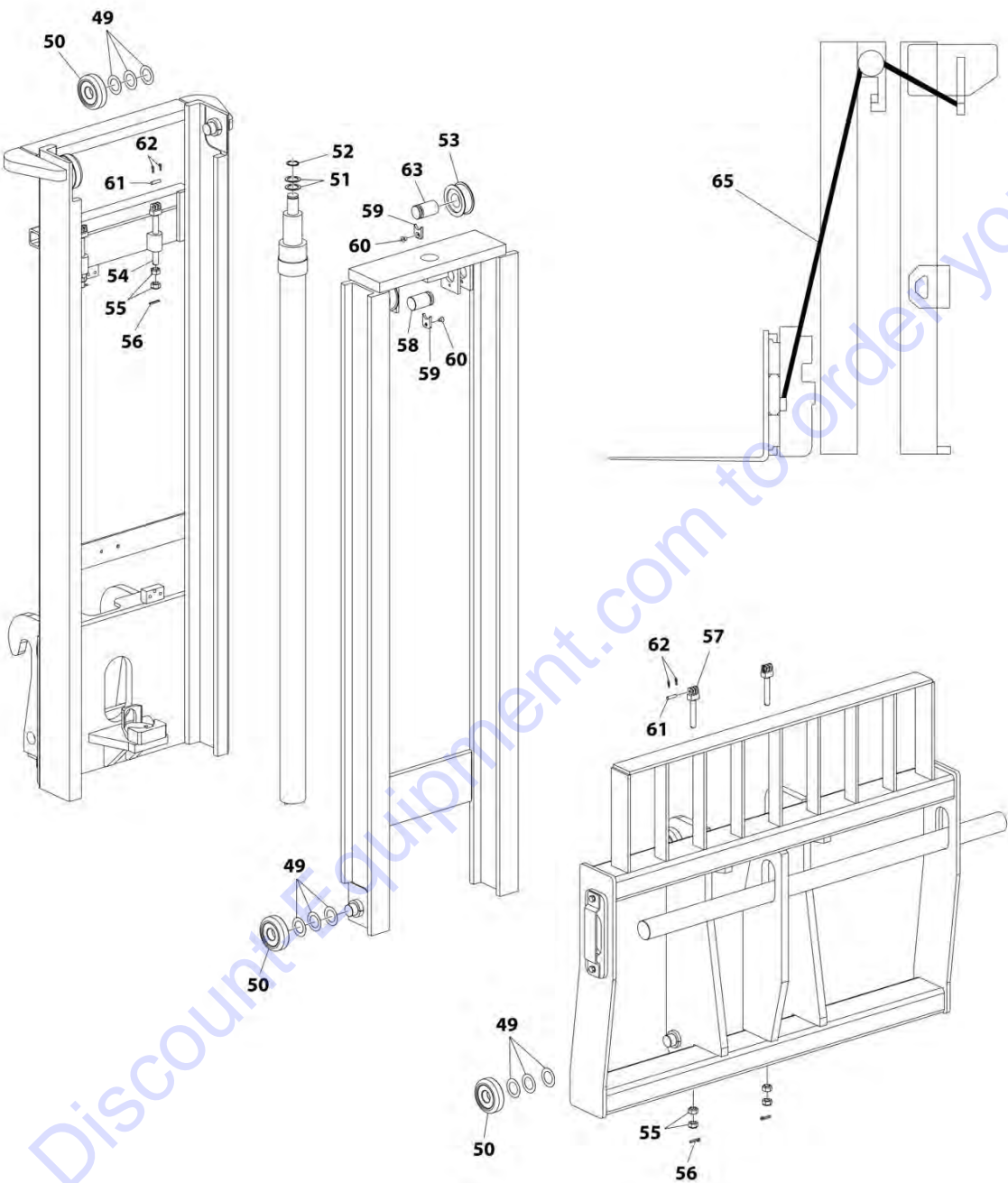
ITEM	PART NUMBER	QTY	DESCRIPTION	REV
	1001108668	1	Mast (8 Foot)	C
1	Kit	1	Decal, Warning	
2	Kit	1	Decal, Warning	
3	Kit	1	Decal, No Step	
4	Kit	1	Decal, No Step	
5	Kit	4	Decal, Hands Off	
6	Kit	1	Decal, Hose Routing	
	70023008	1	Cylinder, Main Lift (includes items 7 thru 26)	
7	N.S.S.	1	Rod/Plunger	
8	Kit	1	O-Ring	
9	Kit	1	Wire, Pull	
10	N.S.S.	1	Spacer	
11	N.S.S.	2	Pin, Roll	
12	N.S.S.	1	Barrel	
13	Kit	1	Wiper	
14	Kit	1	Bushing	
15	N.S.S.	1	Barrel	
16	Kit	1	Ring, Nylon	
17	Kit	1	Seal, Piston	
18	Kit	1	Valve, Check	
19	Kit	1	O-Ring	
20	Kit	1	Washer	
21	Kit	1	Circlip	
22	N.S.S.	1	Sleeve	
23	Kit	1	Ring, Retaining	
24	Kit	1	Ring, Wear	
25	Kit	1	Seal, Rod	
26	70023004	1	Retainer/Gland	
27	70023014	24	Shim	
28	70022987	8	Bearing, Ball	
29	Kit	2	Washer, Shim	
30	70023016	1	Ring, Snap	
31	70022969	2	Assembly, Sheave	
32	70022960	2	Anchor, Chain	
33	70022957	8	Nut, 5/8-18	
34	70022993	4	Pin, Cotter	
35	70022995	2	Anchor, Chain	
36	70022984	1	Shaft, Sheave	
37	70022970	2	Bar, Retainer	
38	70023003	2	Capscrew	
39	70022994	4	Pin, Chain Anchor	
40	70022992	8	Pin, Cotter	
41	70022985	1	Shaft, Sheave	
43	70023009	2	Chain, Lift	
44	70022932	1	Assembly, PO Check Valve (includes items 45, 46 & 47)	
45	N.S.S.	1	Manifold	
46	70022931	1	Cartridge, PO Check Valve	
47	70023010	1	Check, PO	
48	70022934	3	Fitting, 90	
49	70022936	1	Limiter, Flow	

## SECTION 3 - ATTACHMENTS

ITEM	PART NUMBER	QTY	DESCRIPTION	REV
50	70022937	1	Fitting, 45	
51	70022949	2	Washer, Lock M10	
52	70022950	2	Bolt	
53	70022942	1	Hose	
54	70022952	1	Hose	
55	91403414	1	Adapter, Male Quick Disconnect	
56	91043126	1	Cap, Dust	
58	70022939	1	Fitting, Straight	
59	91403413	1	Adapter, Female Quick Disconnect	
60	91043125	1	Plug, Dust	
61	70022935	1	Elbow, Straight Thread	
62	70022946	1	Hose	
63	70022949	4	Washer, Lock M10	
64	70022980	2	Keeper, Fork Pin	
65	70022998	4	Screw, M10X20	
66	70022990	1	Pin, Fork	
67	N.S.S.	1	S/N Plate	
101	70023925	1	Kit, Decal (includes items 1 thru 6)	
102	70023005	1	Seal Kit, Main Lift Cylinder (includes items 8, 9, 13, 14, 16, 17, 19, 21 & 23 thru 25)	
103	70023006	1	Kit, Check Valve (includes items 18 thru 21 & 23)	
104	70023007	1	Kit, Shim	
105	70023015	1	Kit, Mast Common Parts (includes items 27 thru 41)	

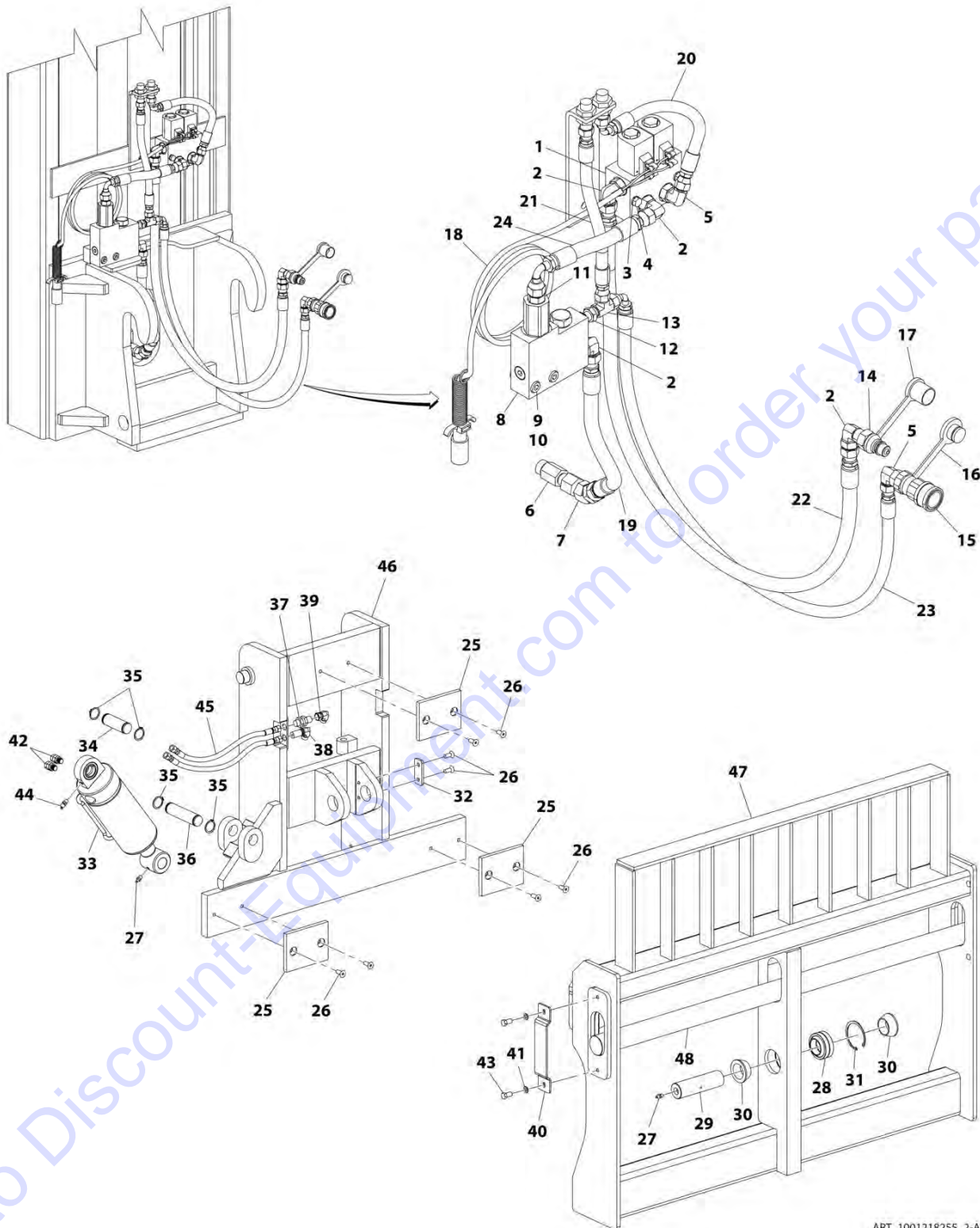
SECTION 3 - ATTACHMENTS

FIGURE 3-37. SIDE TILT ELECTRIC MAST (8 FOOT)



ART\_1001218255\_1-A

## SECTION 3 - ATTACHMENTS



ART\_1001218255\_2-A

## SECTION 3 - ATTACHMENTS

**FIGURE 3-37. SIDE TILT ELECTRIC MAST (8 FOOT)**

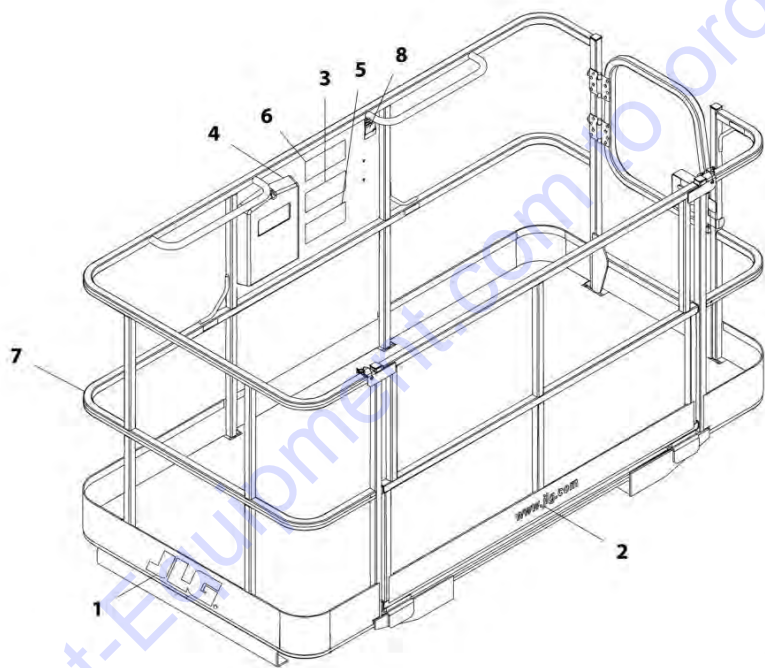
ITEM	PART NUMBER	QTY	DESCRIPTION	REV
	1001218255	Ref	Side Tilt Electric Mast (8 Foot)	A
1	70022933	1	Solenoid Valve Bank	
2	70022934	4	Fitting, 90	
3	70022948	2	Washer, Lock M8	
4	70022951	2	Screw, M8X60	
5	70022935	2	Elbow, Straight Thread	
6	70022936	1	Limiter, Flow	
7	70022937	1	Fitting, 45	
8	70022932	1	Assembly, PO Check Valve	
9	70022949	2	Washer, Lock M10	
10	70022950	2	Bolt	
11	70022938	1	Fitting, Straight	
12	70022939	1	Fitting, Straight	
13	70022940	1	Tee Fitting	
14	91403414	1	Adapter, Male Quick Disconnect	
15	91403413	1	Adapter, Female Quick Disconnect	
16	8420055	1	Cover, Dust	
17	8420053	1	Cover, Dust	
18	70022941	1	Harness	
19	70022942	1	Hose	
20	70022943	1	Hose	
21	70022944	1	Hose	
22	70022945	1	Hose	
23	70022946	1	Hose	
24	70022947	1	Hose	
25	70022972	3	Wear Pad	
26	70022971	8	Capscrew, Flat Head	
27	70023001	2	Grease Fitting	
28	70022975	1	Spherical Bearing	
29	70022973	1	Pivot Shaft	
30	70022974	2	Beveled Spacer	
31	70022988	1	Ring, Retaining	
32	70022976	1	Retainer Plate	
33	2716143	1	Tilt Cylinder	
34	70022977	1	Pin	
35	70023016	4	Ring, Snap	
36	70022978	1	Pin	
37	70023000	1	Fitting	
38	70022999	1	Elbow	
39	70022982	1	Elbow, Straight Thread	
40	70022980	2	Keeper, Fork Pin	
41	70022949	4	Washer, Lock M10	
42	70022939	2	Fitting, Straight	
43	70022998	4	Screw, M10X20	
44	70022966	1	Grease Fitting 30	
45	70022979	2	Hose	
46	70025353	1	Spine Weldment	
47	N.S.S.	1	Front Frame Weldment	
48	70022990	1	Pin, Fork	
49	70023014	24	Shim	

## SECTION 3 - ATTACHMENTS

ITEM	PART NUMBER	QTY	DESCRIPTION	REV
50	70022987	8	Bearing, Ball	
51	70027951	2	Washer, Shim	
52	70023016	1	Ring, Snap	
53	70022969	2	Assembly, Sheave	
54	70022960	2	Anchor, Chain	
55	70022957	8	Nut, 5/8-18	
56	70022993	4	Pin, Cotter	
57	70022995	2	Anchor, Chain	
58	70022984	1	Shaft, Sheave	
59	70022970	2	Bar, Retainer	
60	70023003	2	Capscrew	
61	70022994	4	Pin, Chain Anchor	
62	70022992	8	Pin, Cotter	
63	70022985	1	Shaft, Sheave	
64	70023925	1	Kit, Decal (not shown) (See Separate Breakdown in this Section)	
65	70023009	2	Chain, Lift	
66	70023008	1	Cylinder, Main Lift (not shown) (See Separate Breakdown in this Section)	

SECTION 3 - ATTACHMENTS

FIGURE 3-38. FORK MOUNTED BASKET



ART\_1001103637-F



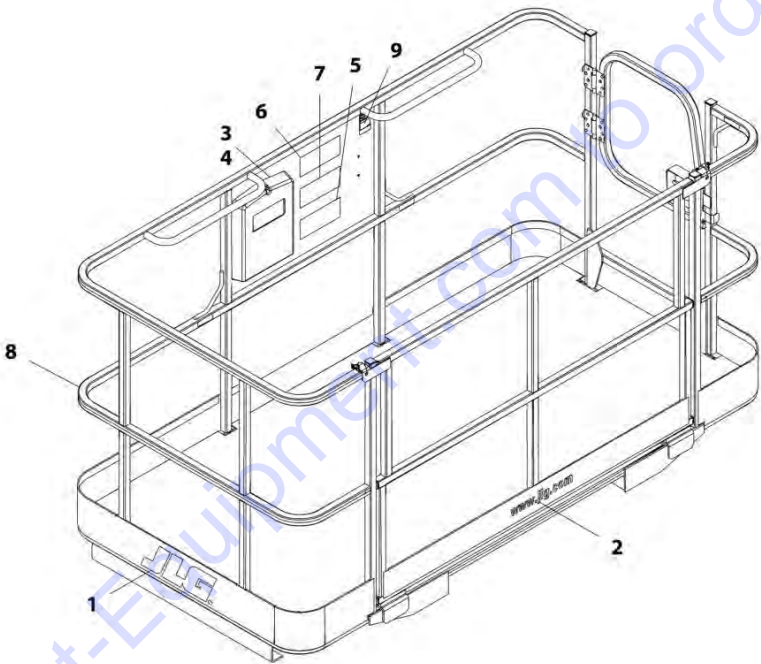
## SECTION 3 - ATTACHMENTS

**FIGURE 3-38. FORK MOUNTED BASKET**

ITEM	PART NUMBER	QTY	DESCRIPTION	REV
	1001103637	1	Fork Mounted Basket (ANSI)	F
1	1702773	2	Decal, JLG	
2	1704885	1	Decal, Website	
3	1706892	1	Decal, Platform Warning	
4	31200160	1	Manual, Personnel Work Platform Operation and Safety	
5	1001092481	1	Decal, Warning Attachment	
6	1001092482	1	Decal, Platform Capacity	
7	1001096162	1	Platform, Fork Mounted (ANSI) (See Separate Breakdown in this Section)	
8	N.S.S.	1	Plate, Serial Number	

SECTION 3 - ATTACHMENTS

FIGURE 3-39. FORK MOUNTED BASKET



ART\_1001103730-F

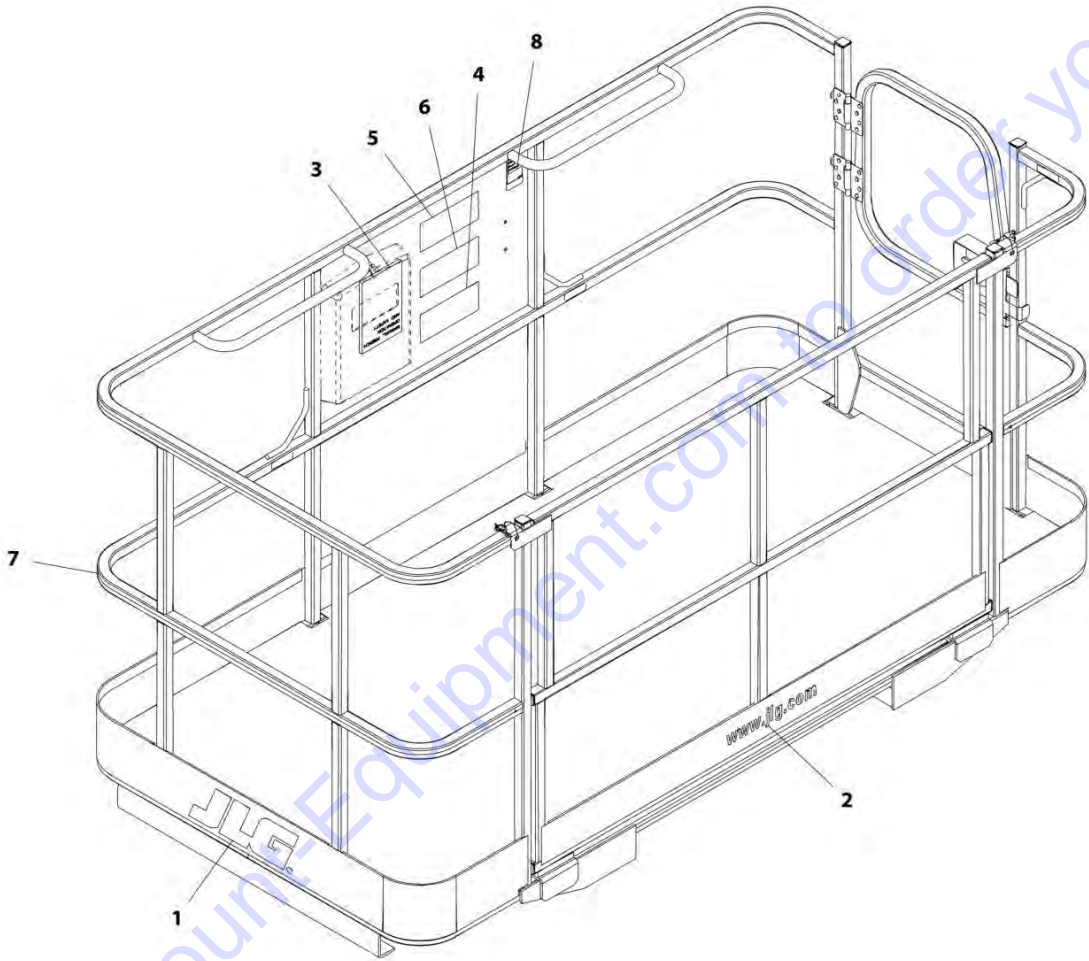
## SECTION 3 - ATTACHMENTS

**FIGURE 3-39. FORK MOUNTED BASKET**

ITEM	PART NUMBER	QTY	DESCRIPTION	REV
	1001103730	1	Fork Mounted Basket (ISO)	F
1	1702773	2	Decal, JLG	
2	1704885	1	Decal, Website	
3	31200387	1	Manual, Operation and Safety, Spanish	
4	31200388	1	Manual, Operation and Safety, Portuguese	
5	1001096021	1	Decal, Warning Attachment	
6	1001096023	1	Decal, Platform Capacity	
7	1001096025	1	Decal, Platform Warning	
8	1001096162	1	Platform, Fork Mounted (ANSI) (See Separate Breakdown in this Section)	
9	N.S.S.	1	Plate, Serial Number	

SECTION 3 - ATTACHMENTS

FIGURE 3-40. FORK MOUNTED BASKET



ART\_1001103736-F

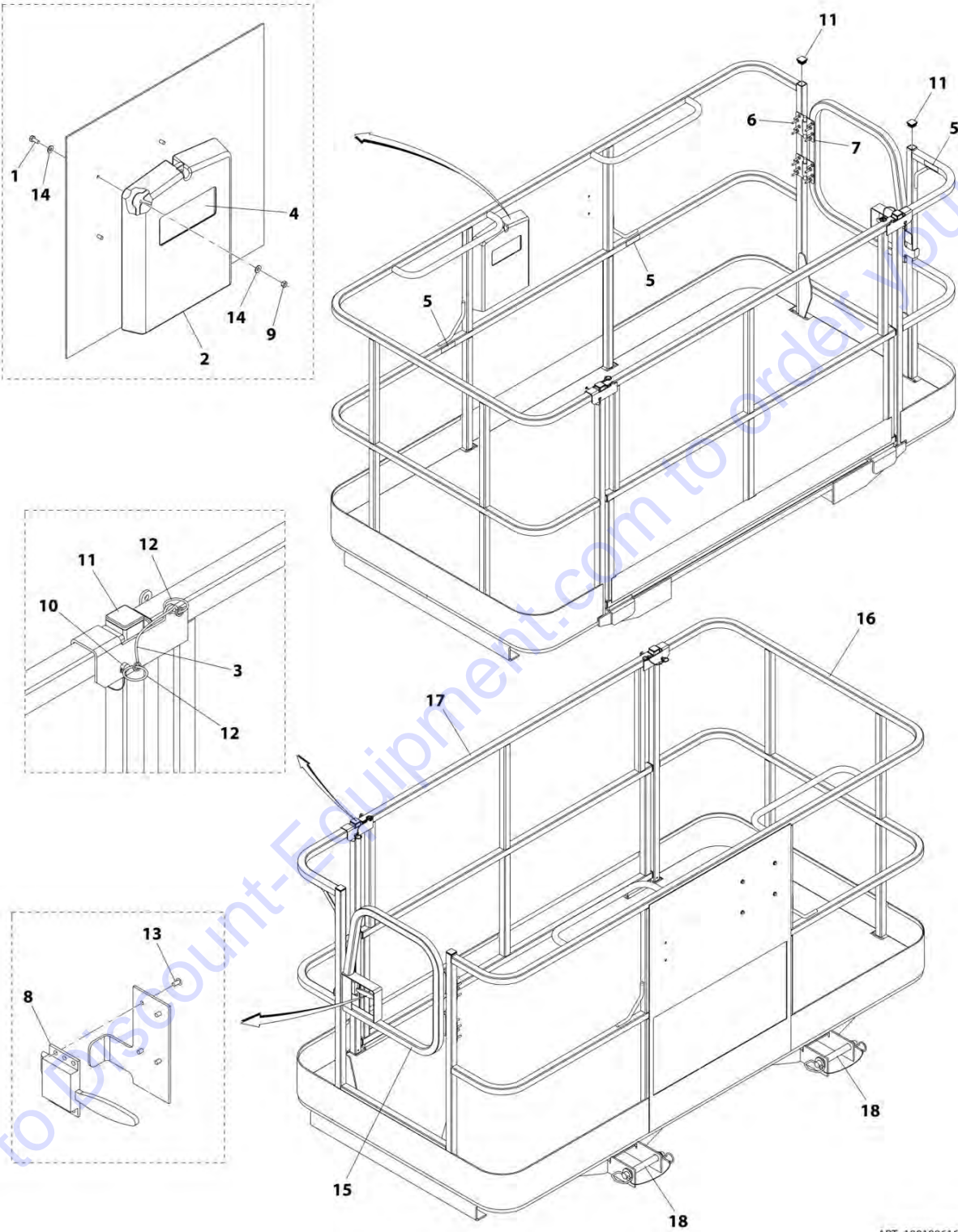
## SECTION 3 - ATTACHMENTS

**FIGURE 3-40. FORK MOUNTED BASKET**

ITEM	PART NUMBER	QTY	DESCRIPTION	REV
	1001103736	1	Fork Mounted Basket (France)	F
1	1702773	2	Decal, JLG	
2	1704885	1	Decal, Website	
3	31200386	1	Manual, Operation and Safety (French)	
4	1001096019	1	Decal, Warning Attachment (French)	
5	1001096020	1	Decal, Platform Capacity (French)	
6	1001096024	1	Decal, Platform Warning (French)	
7	1001096162	1	Platform, Fork Mounted (ANSI) (See Separate Breakdown in this Section)	
8	N.S.S.	1	Plate, Serial Number	

SECTION 3 - ATTACHMENTS

FIGURE 3-41. FORK MOUNTED PLATFORM



ART\_1001096162-M

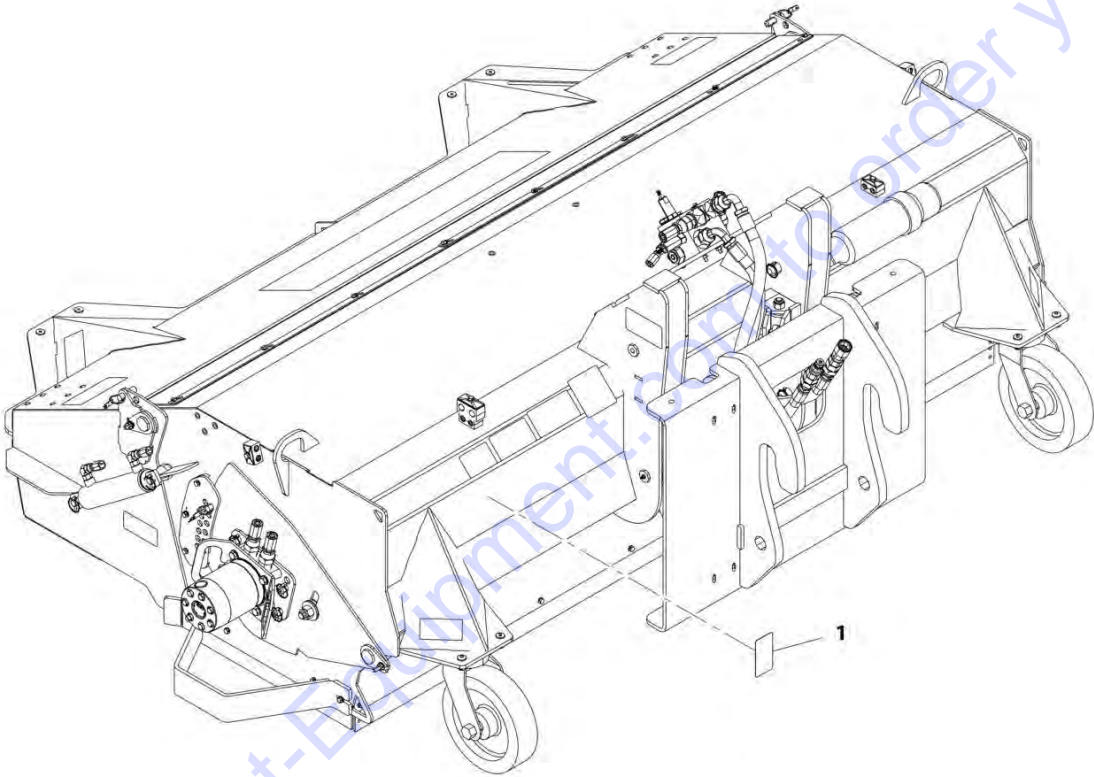
## SECTION 3 - ATTACHMENTS

**FIGURE 3-41. FORK MOUNTED PLATFORM**

ITEM	PART NUMBER	QTY	DESCRIPTION	REV
	1001096162	Ref	Fork Mounted Platform (ANSI)	M
1	0641405	4	Bolt, 1/4-20X5/8	
2	0860520	1	Box, Manual Storage	
3	1060379	2	Cable, Lanyard	
4	1701509	1	Decal, Manual	
5	1704277	3	Decal, Lanyard Attach	
6	2080040	16	Fastener	
7	2600281	2	Hinge	
8	2940074	1	Latch	
9	3311405	4	Nut, Lock 1/4-20	
10	3421453	2	Pin	
11	3520072	10	Plug	
12	3760170	4	Ring	
13	3820020	4	Rivet	
14	4711400	8	Washer, 1/4	
15	1001144629J	1	Weldment, Gate	
16	N.S.S.	1	Platform, Fork Mounted	
17	1001095810	1	Weldment, Gate	
18	1001102813	2	Pin, Hitch	

SECTION 3 - ATTACHMENTS

FIGURE 3-42. SWEEPER



ART\_1001202904-B



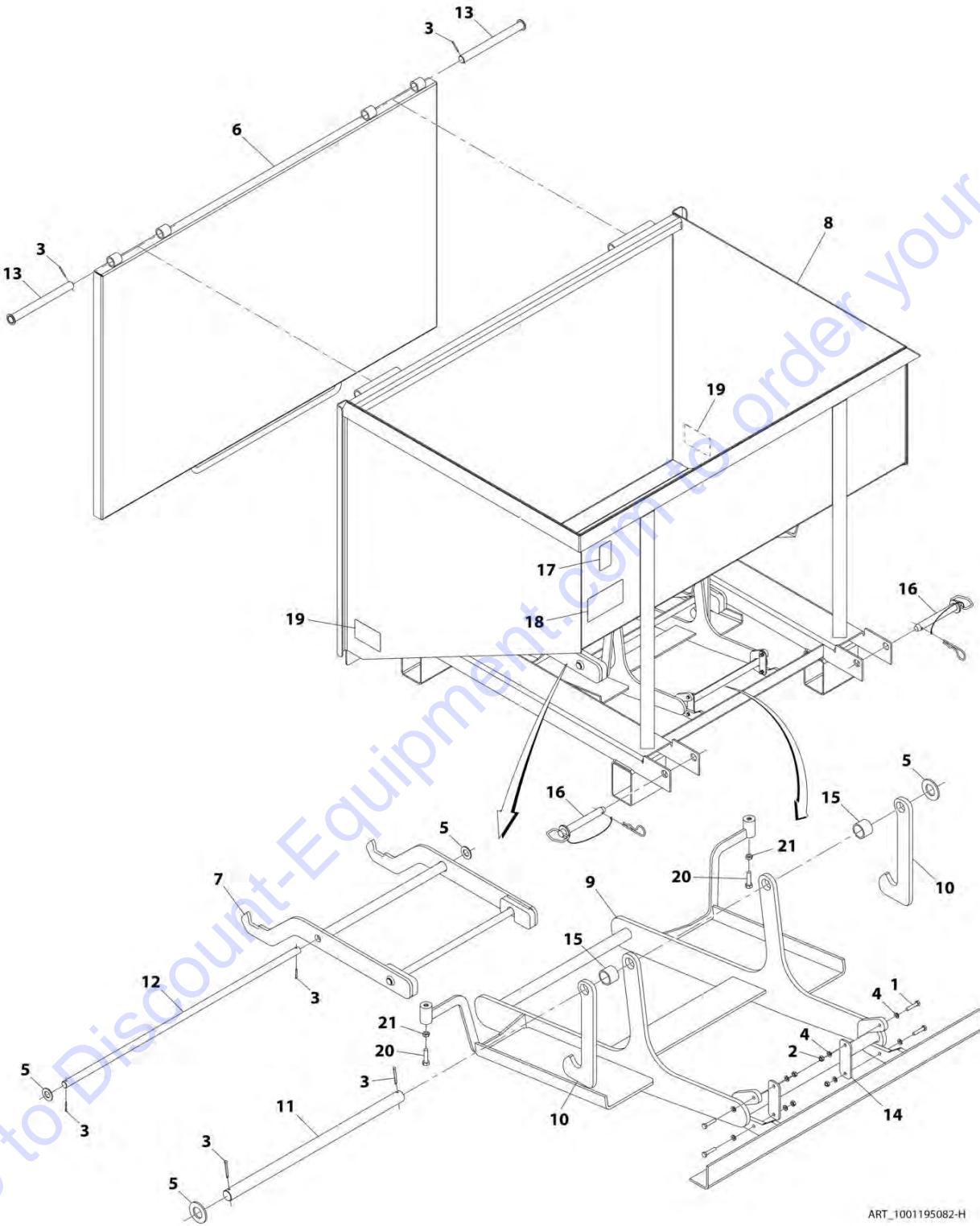
## SECTION 3 - ATTACHMENTS

**FIGURE 3-42. SWEEPER**

ITEM	PART NUMBER	QTY	DESCRIPTION	REV
1	1001202904	1	Sweeper Assembly	B
	N.S.S.	1	Plate, Serial Number	

SECTION 3 - ATTACHMENTS

FIGURE 3-43. FORK MOUNTED TRASH HOPPER



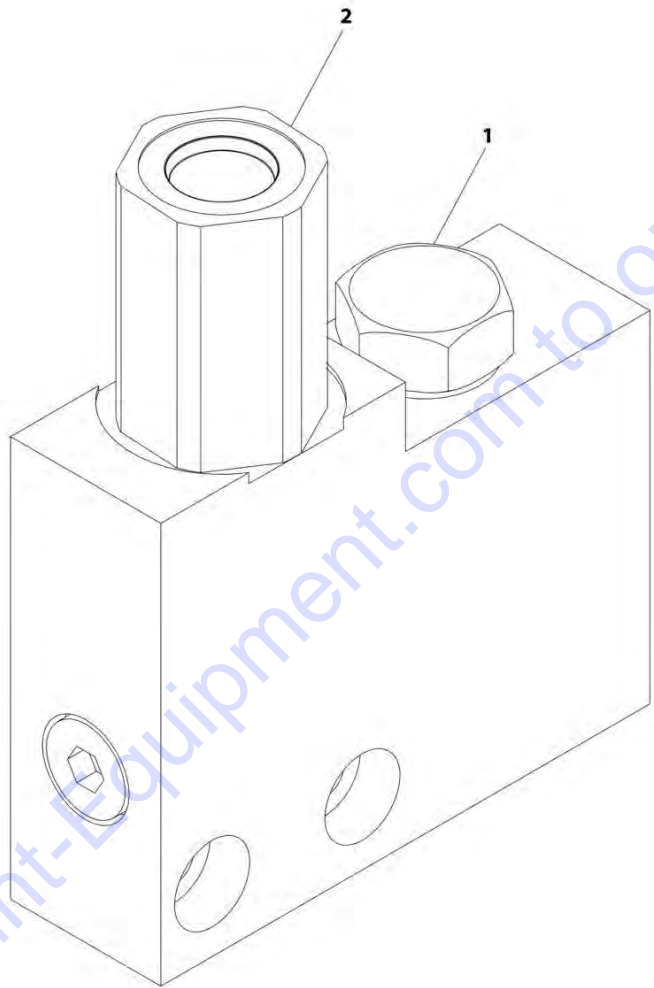
## SECTION 3 - ATTACHMENTS

**FIGURE 3-43. FORK MOUNTED TRASH HOPPER**

ITEM	PART NUMBER	QTY	DESCRIPTION	REV
	1001195082	1	Fork Mounted Trash Hopper	H
1	0700614	4	Bolt, M6X30	
2	3290601	4	Nut, M6X1 Grade 8	
3	3391410	6	Pin	
4	4811700	8	Washer, M6	
5	5242400	4	Washer, M24	
6	1001192711	1	Door Assembly	
7	1001192720	1	Hook Assembly	
8	N.S.S.	1	Weldment, Trash Hopper	
9	1001192875	1	Tray Assembly	
10	1001192876	2	Arm, Swing	
11	1001192877	1	Rod, Swing	
12	1001193525	1	Bar	
13	1001193540	2	Pin	
14	1001193729	2	Plate	
15	1001198355	2	Spacer	
16	1001102813	2	Pin	
17	N.S.S.	1	Plate, Serial Number	
18	1001203503	1	Decal, Trash Hopper Operation	
19	1706302	2	Decal, Pinch Point	
20	0641510	2	Bolt, 5/16-18 x 1-1/4	
21	3311502	2	Nut, 5/16-18	

SECTION 3 - ATTACHMENTS

FIGURE 3-44. PO CHECK VALVE



ART\_70022932-A

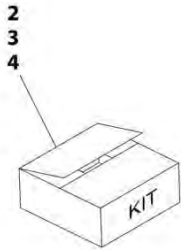
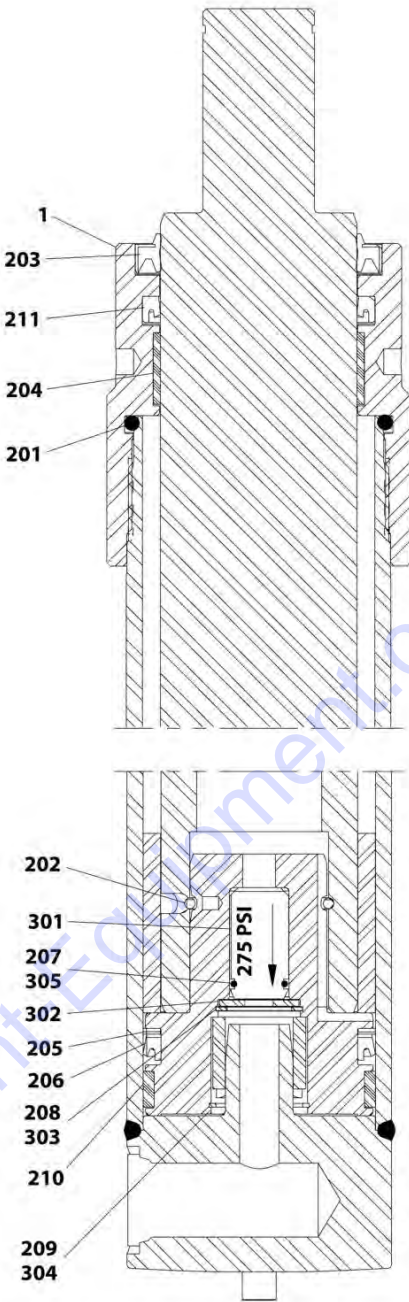
## SECTION 3 - ATTACHMENTS

**FIGURE 3-44. PO CHECK VALVE**

ITEM	PART NUMBER	QTY	DESCRIPTION	REV
	70022932	Ref	PO Check Valve	A
1	70022931	1	Cartridge, PO Check Valve	
2	70023010	1	Check, PO	

SECTION 3 - ATTACHMENTS

FIGURE 3-45. MAIN LIFT CYLINDER



ART\_70023008-A

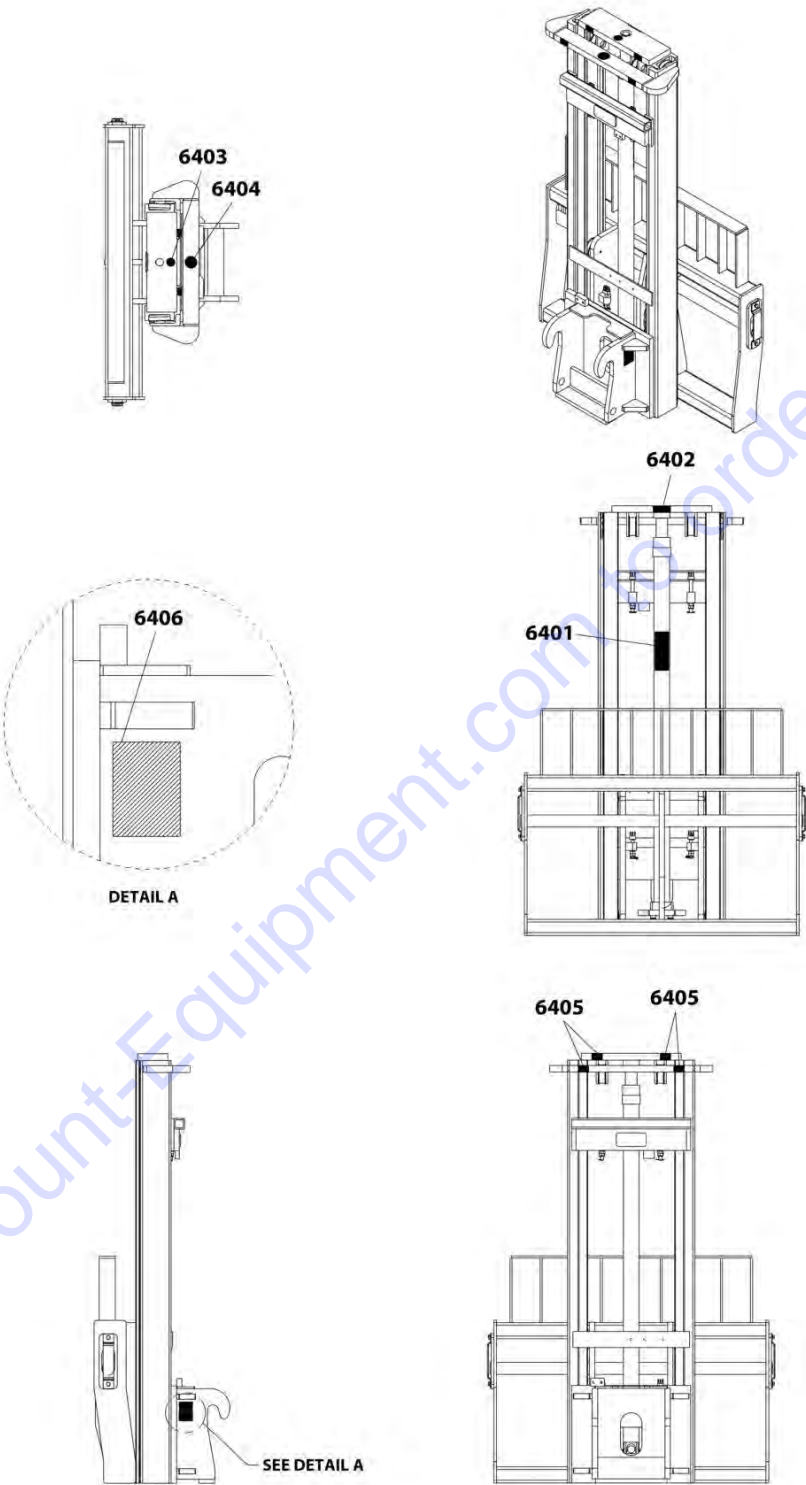
## SECTION 3 - ATTACHMENTS

**FIGURE 3-45. MAIN LIFT CYLINDER**

ITEM	PART NUMBER	QTY	DESCRIPTION	REV
	70023008	Ref	Main Lift Cylinder	A
1	70023004	1	Retainer/Gland	
2	70023005	1	Seal Kit, Main Lift Cylinder	
201	Kit	1	O-Ring	
202	Kit	1	Wire, Pull	
203	Kit	1	Wiper	
204	Kit	1	Bushing	
205	Kit	1	Ring, Nylon	
206	Kit	1	Seal, Piston	
207	Kit	1	O-Ring	
208	Kit	1	Circlip	
209	Kit	1	Ring, Retaining	
210	Kit	1	Ring, Wear	
211	Kit	1	Seal, Rod	
3	70023006	1	Kit, Check Valve	
301	Kit	1	Valve, Check	
302	Kit	1	Washer	
303	Kit	1	Circlip	
304	Kit	1	Ring, Retaining	
304	Kit	1	O-Ring	
4	70023007	1	Kit, Shim	

SECTION 3 - ATTACHMENTS

FIGURE 3-46. KIT DECAL



ART\_70023925-A



## SECTION 3 - ATTACHMENTS

**FIGURE 3-46. KIT DECAL**

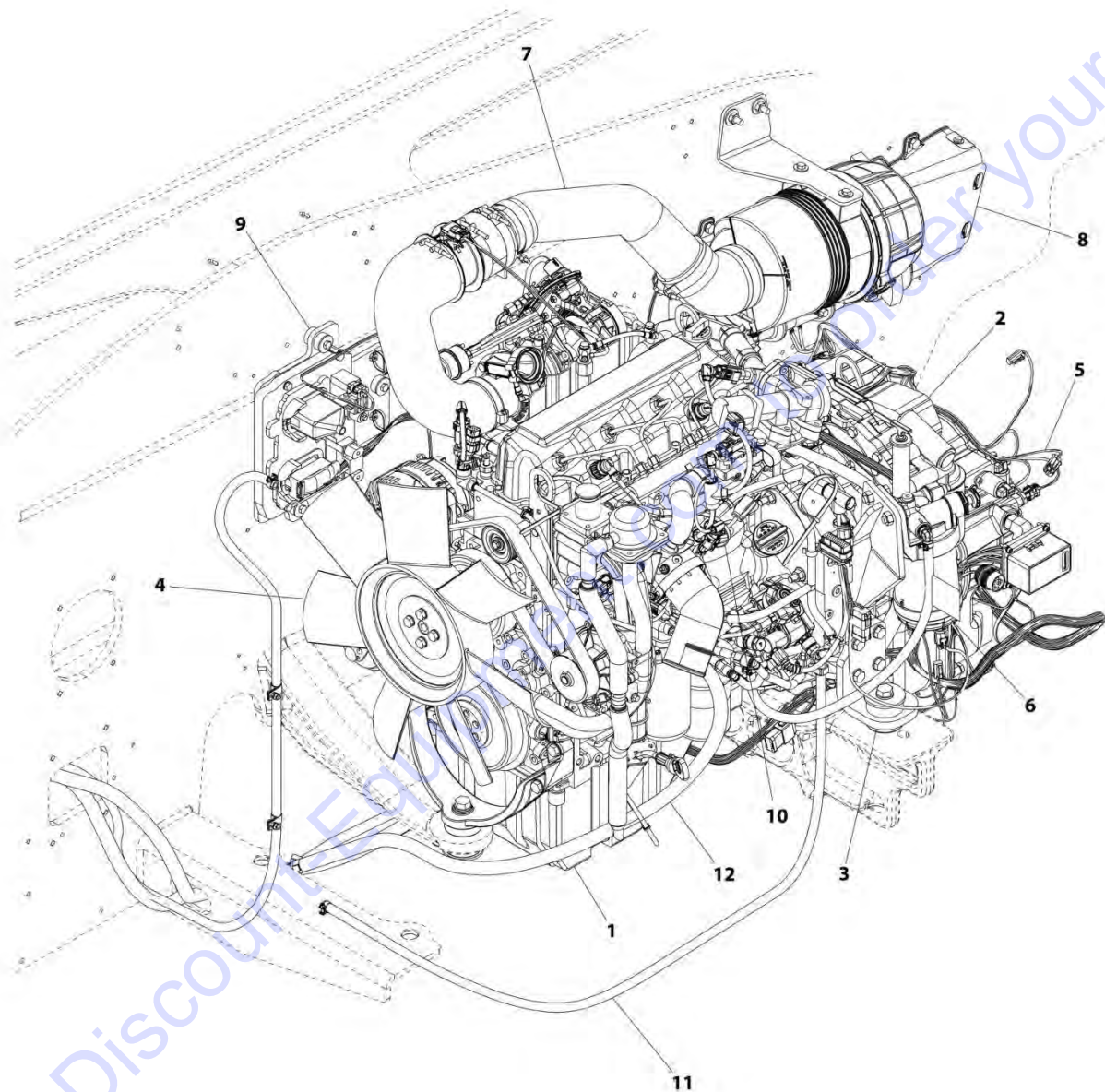
ITEM	PART NUMBER	QTY	DESCRIPTION	REV
	70023925	Ref	Kit, Decal	A
6401	Kit	1	Decal, Warning	
6402	Kit	1	Decal, Warning	
6403	Kit	1	Decal, No Step	
6404	Kit	1	Decal, No Step	
6405	Kit	4	Decal, Hands Off	
6406	Kit	2	Decal, Hose Routing	



**SECTION 4 - ENGINE AND ATTACHING PARTS**

SECTION 4 - ENGINE AND ATTACHING PARTS

FIGURE 4-1. ENGINE INSTALLATION (ULS)



ART\_1001169009-H

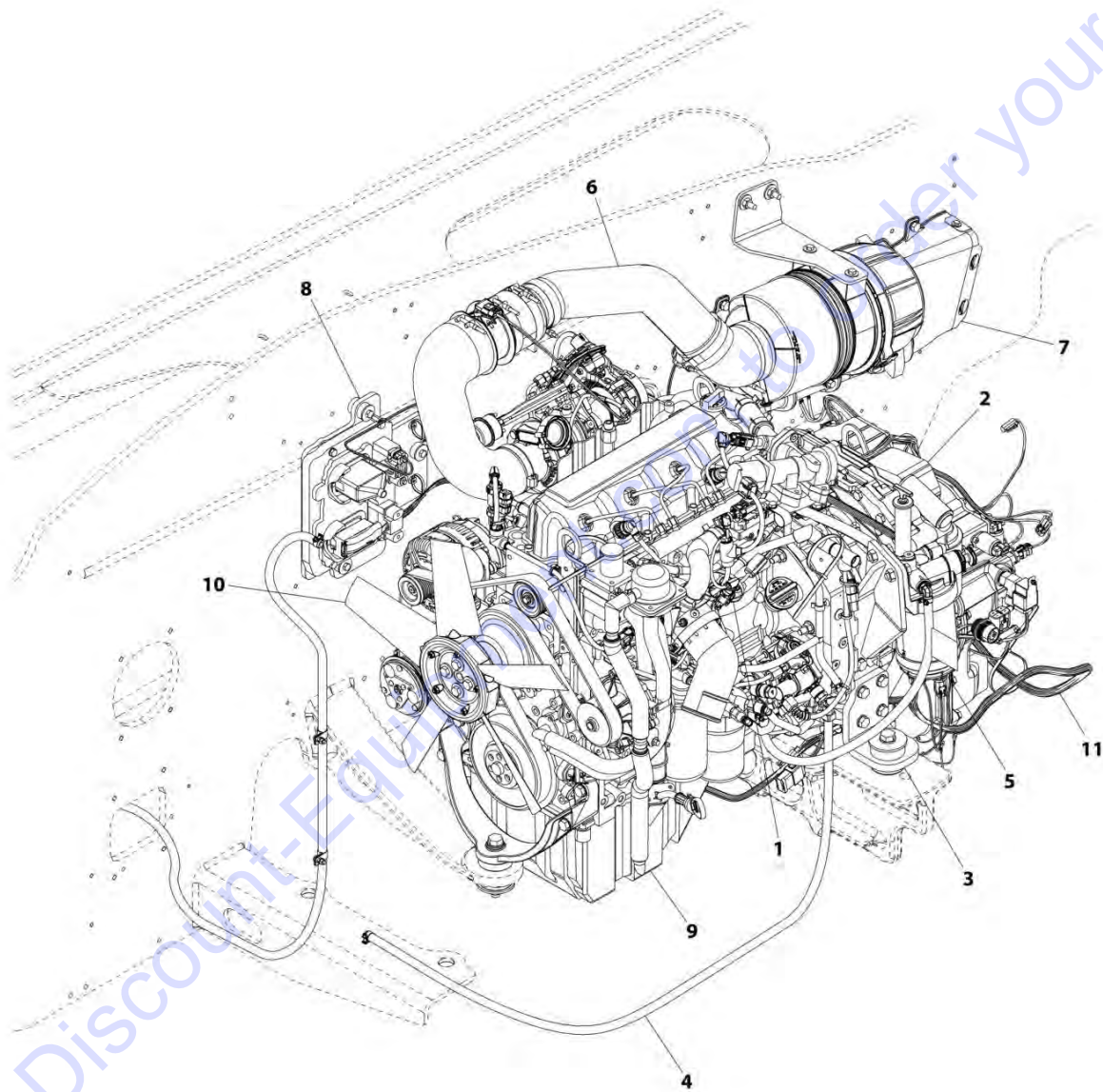
## SECTION 4 - ENGINE AND ATTACHING PARTS

**FIGURE 4-1. ENGINE INSTALLATION (ULS)**

ITEM	PART NUMBER	QTY	DESCRIPTION	REV
	1001169009	Ref	Engine Installation, 110HP (ULS)	H
1	1001154511	Ref	Engine, 110HP (ULS) (See Separate Breakdown in this Section)	
2	1001161664	Ref	Installation, Transmission (See Separate Breakdown in Drivetrain Section)	
3	1001163227	Ref	Installation, Engine Mounting (See Separate Breakdown in Drivetrain Section)	
4	1001163230	Ref	Installation, Fan (See Separate Breakdown in Drivetrain Section)	
5	1001163233	Ref	Installation, Engine Wiring (ULS) (See Separate Breakdown in Electrical Section)	
6	1001163235	Ref	Installation, Primary Fuel Filter (See Separate Breakdown in this Section)	
7	1001169011	Ref	Installation, Air Cleaner Lines (See Separate Breakdown in this Section)	
8	1001169012	Ref	Installation, Air Cleaner (See Separate Breakdown in this Section)	
9	1001194286	Ref	Installation, Engine ECU (See Separate Breakdown in Electrical Section)	
10	1062255	1	Strap, Tie	
11	1001163231	Ref	Installation, Fuel Lines (See Separate Breakdown in this Section)	
12	1001163232	Ref	Installation, DEF Lines (See Separate Breakdown in this Section)	

SECTION 4 - ENGINE AND ATTACHING PARTS

FIGURE 4-2. ENGINE INSTALLATION, 74HP (ULS)



ART\_1001225230-B

## SECTION 4 - ENGINE AND ATTACHING PARTS

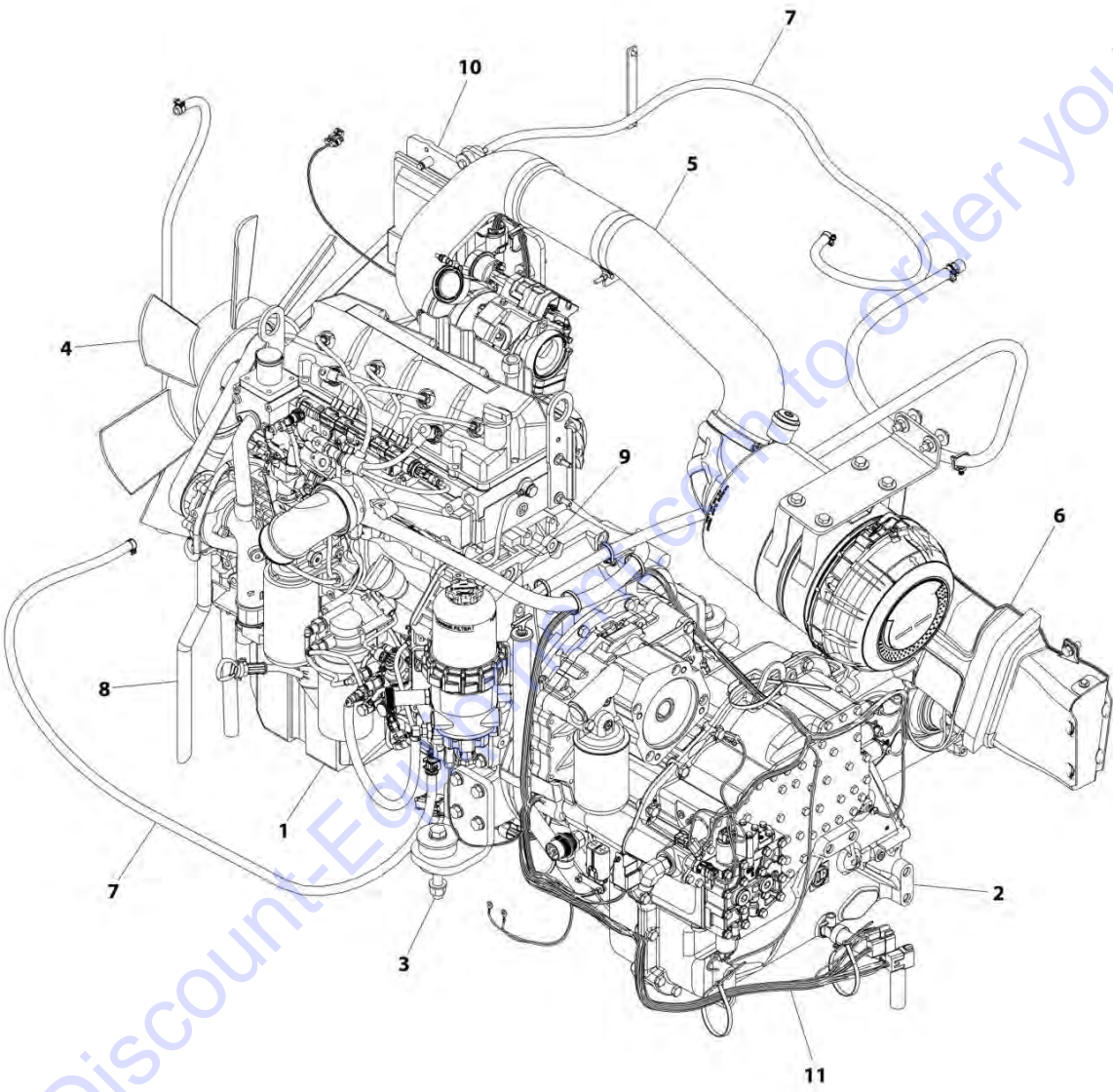
**FIGURE 4-2. ENGINE INSTALLATION, 74HP (ULS)**

ITEM	PART NUMBER	QTY	DESCRIPTION	REV
	1001225230	Ref	Engine Installation, 74HP (ULS)	B
1	1062255	1	Strap, Tie	
2	1001227962	Ref	Installation, Transmission (See Separate Breakdown in Drivetrain Section)	
3	1001163227	Ref	Installation, Engine Mounting (See Separate Breakdown in this Section)	
4	1001163231	Ref	Installation, Fuel Lines (See Separate Breakdown in this Section)	
5	1001163235	Ref	Installation, Primary Fuel Filter (See Separate Breakdown in this Section)	
6	1001169011	Ref	Installation, Air Cleaner Lines (See Separate Breakdown in this Section)	
7	1001169012	Ref	Installation, Air Cleaner (See Separate Breakdown in this Section)	
8	1001194286	Ref	Installation, Engine ECU (See Separate Breakdown in Electrical Section)	
9	1001196665	Ref	Engine, 74HP (See Separate Breakdown in this Section)	
10	1001225231	Ref	Installation, Fan (See Separate Breakdown in this Section)	
11	1001225232	Ref	Installation, Engine Wiring (See Separate Breakdown in Electrical Section)	



SECTION 4 - ENGINE AND ATTACHING PARTS

FIGURE 4-3. ENGINE INSTALLATION (LS)



ART\_1001160396-D



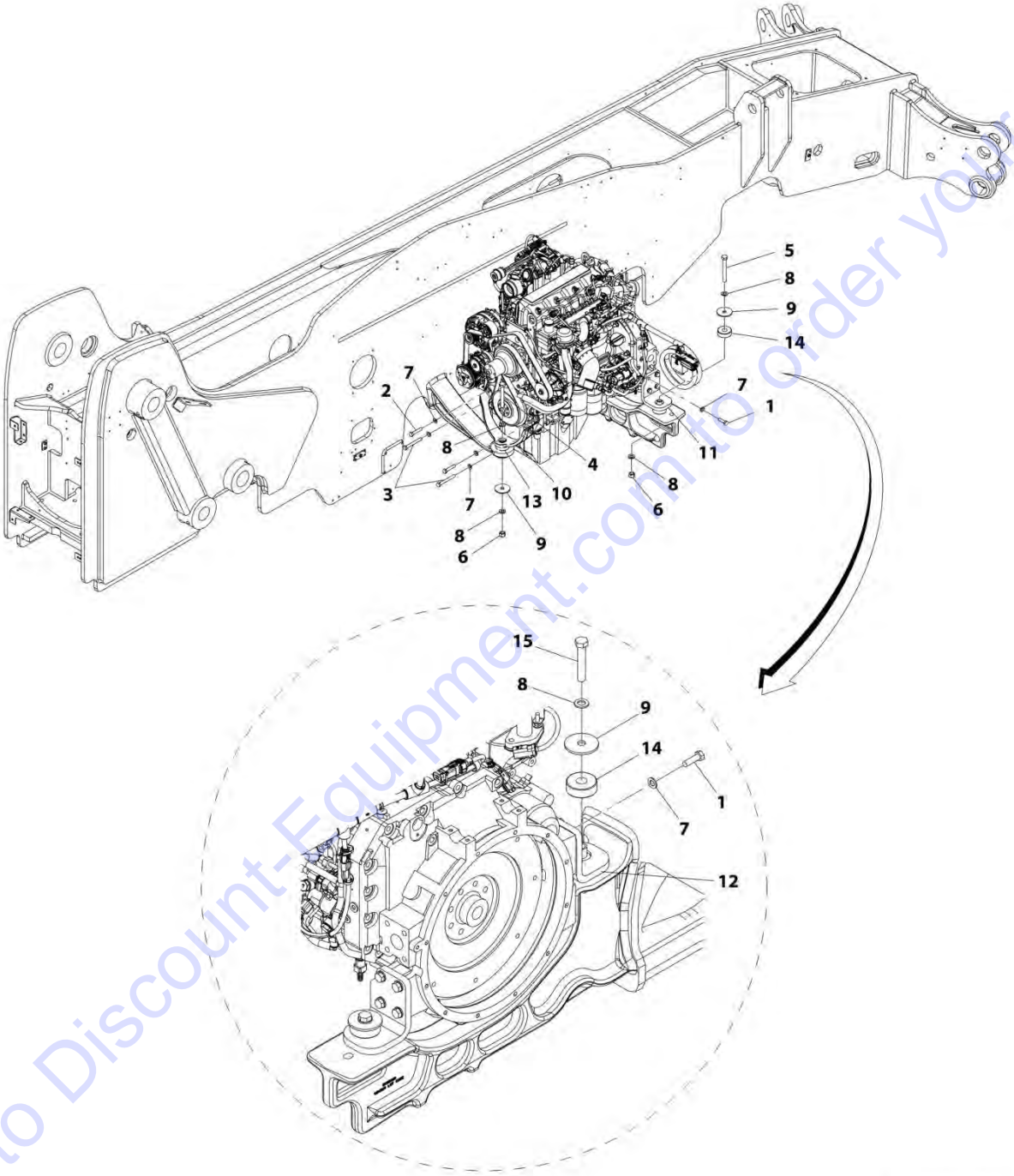
## SECTION 4 - ENGINE AND ATTACHING PARTS

**FIGURE 4-3. ENGINE INSTALLATION (LS)**

ITEM	PART NUMBER	QTY	DESCRIPTION	REV
	1001160396	Ref	ENGINE INSTALLATION, 110HP (LS)	D
1	1001154790	Ref	Engine, 110HP (LS) (See Separate Breakdown in this Section)	
2	1001161664	Ref	Installation, Transmission (See Separate Breakdown in Drivetrain Section)	
3	1001163227	Ref	Installation, Engine Mounting (See Separate Breakdown in this Section)	
4	1001163230	Ref	Installation, Fan (See Separate Breakdown in this Section)	
5	1001163238	Ref	Installation, Air Intake Lines (LS) (See Separate Breakdown in this Section)	
6	1001163239	Ref	Installation, Air Cleaner (LS) (See Separate Breakdown in this Section)	
7	1001163241	Ref	Installation, Fuel Lines (LS) (See Separate Breakdown in this Section)	
8	1001176228	1	Hose, 3.8L	
9	1001180076	Ref	Installation, Primary Fuel Filter (LS) (See Separate Breakdown in this Section)	
10	1001180242	Ref	Installation, Engine ECM (LS) (See Separate Breakdown in Electrical Section)	
11	1001163242	Ref	Installation, Engine Wiring (LS) (See Separate Breakdown in Electrical Section)	

SECTION 4 - ENGINE AND ATTACHING PARTS

FIGURE 4-4. ENGINE MOUNTING INSTALLATION



ART\_1001163227-H

# PARTS FINDER

**Search Website  
by Part Number**

**Discount  
Equipment**



**Search Manual  
Library For Parts  
Manual & Lookup Part  
Numbers – Purchase  
or Request Quote**

**Search Manuals**

Enter the serial number or part number to search for a part.

\* Find:

\* Model:

\* Serial:

Find

**Can't Find Part or  
Manual? Request Help  
by Manufacturer,  
Model & Description**

**Parts Order Form**

Please fill in the following information to request help finding a part or manual.

Manufacturer:

Model:

Serial:

Part Number:

Description:

Quantity:

Unit Price:

Total:

Submit

Discount-Equipment.com is your online resource for quality parts & equipment.

Florida: **561-964-4949** Outside Florida TOLL FREE: **877-690-3101**

**Need parts?**

Click on this link: <http://www.discount-equipment.com/category/5443-parts/> and choose one of the options to help get the right parts and equipment you are looking for. Please have the machine model and serial number available in order to help us get you the correct parts. If you don't find the part on the website or on one of the online manuals, please fill out the request form and one of our experienced staff members will get back to you with a quote for the right part that your machine needs.

We sell worldwide for the brands: Genie, Terex, JLG, MultiQuip, Mikasa, Essick, Whiteman, Mayco, Toro Stone, Diamond Products, Generac Magnum, Airman, Haulotte, Barreto, Power Blanket, Nifty Lift, Atlas Copco, Chicago Pneumatic, Allmand, Miller Curber, Skyjack, Lull, Skytrak, Tsurumi, Husquvarna Target, Stow, Wacker, Sakai, Mi-T-M, Sullair, Basic, Dynapac, MBW, Weber, Bartell, Bennar Newman, Haulotte, Ditch Runner, Menegotti, Morrison, Contec, Buddy, Crown, Edco, Wyco, Bomag, Laymor, EZ Trench, Bil-Jax, F.S. Curtis, Gehl Pavers, Heli, Honda, ICS/PowerGrit, IHI, Partner, Imer, Clipper, MMD, Koshin, Rice, CH&E, General Equipment, Amida, Coleman, NAC, Gradall, Square Shooter, Kent, Stanley, Tamco, Toku, Hatz, Kohler, Robin, Wisconsin, Northrock, Oztec, Toker TK, Rol-Air, APT, Wylie, Ingersoll Rand / Doosan, Innovatech, Con X, Ammann, Mecalac, Makinex, Smith Surface Prep, Small Line, Wanco, Yanmar

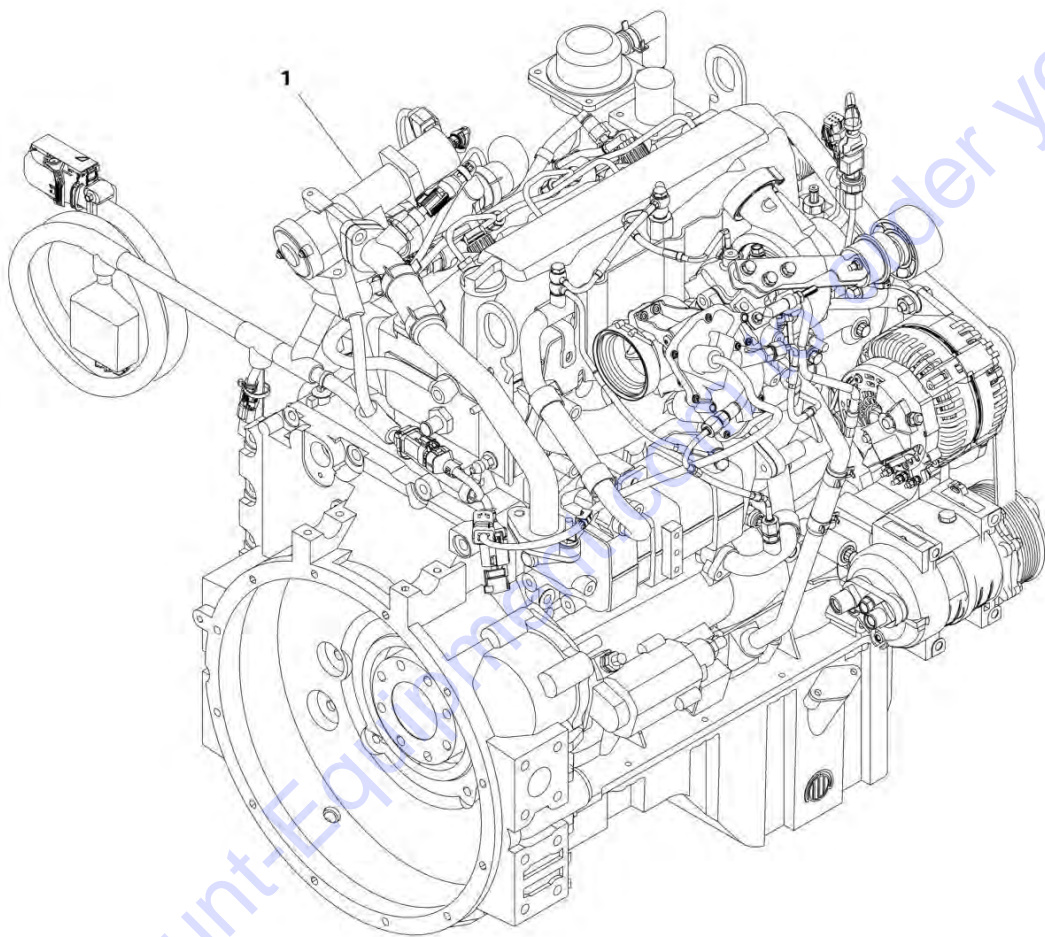
## SECTION 4 - ENGINE AND ATTACHING PARTS

**FIGURE 4-4. ENGINE MOUNTING INSTALLATION**

ITEM	PART NUMBER	QTY	DESCRIPTION	REV
	1001163227	Ref	Engine Mounting Installation	H
1	0701216	8	Bolt, M12X40	
2	0701220	2	Bolt, M12X60	
3	0701227	2	Bolt, M12X100	
4	0711629	1	Bolt, M16x120	
5	0711630	1	Bolt, M16X130	
6	3331615	2	Nut, M16	
7	4812100	12	Washer, M12	
8	4812300	5	Washer, M16	
9	7300435	3	Washer	
10	1001160116	1	Bracket, Engine	
11	1001168795	1	Plate, Engine Mount	
12	1001168797	1	Plate, Engine Mount	
13	1001160888	1	Mount, Isolator Engine	
14	1001195518	2	Mount, Isolator Engine	
15	0711626	1	Bolt, M16X90	

**SECTION 4 - ENGINE AND ATTACHING PARTS**

**FIGURE 4-5. 3.8L ENGINE (ULS)**



ART\_1001154511-P



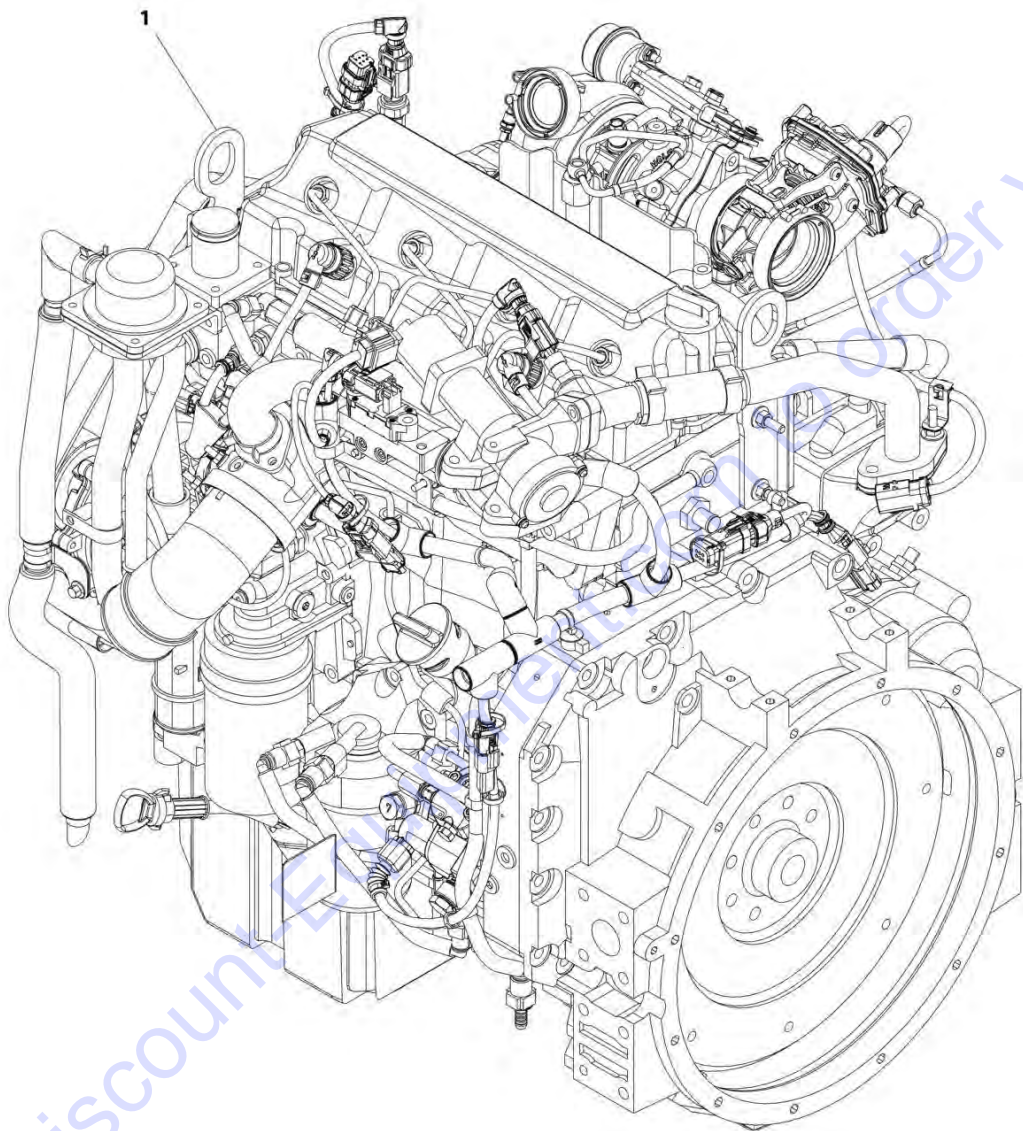
## SECTION 4 - ENGINE AND ATTACHING PARTS

**FIGURE 4-5. 3.8L ENGINE (ULS)**

ITEM	PART NUMBER	QTY	DESCRIPTION	REV
	1001154511	1	Engine, QSF 3.8L (if equipped for ULS)	P
	70026220	1	Assembly, Secondary Fuel Filter (includes shell, seal and cartridge)	
	70026453	1	Cartridge, Fuel Filter	
	70026223	1	Pan, Oil	
	70026224	1	Seal, Oil Pan	
	70026225	1	Plug, Oil Pan	
	70026226	1	Seal, Oil Pan Plug	
	1001128594	1	Starter	
	70026228	1	Filler Cap, Valve Cover	
	70026229	1	Fan Belt, V-Ribbed	
	70026230	1	Support, Fan	
	70026231	1	Pulley, Fan	
	70026232	1	Alternator	
	70026233	NLA	Assembly, Primary Fuel Filter, (includes filter head, seal and element), (no longer available, use 70028450 for replacement)	
	70028450	1	Assembly, Primary Fuel Filter, (includes filter head, seal and element)	
	70026235	1	Assembly, Dipstick Oil Level	
	70026236	1	Assembly, Block Heater	
	70026241	1	Assembly, Fuel Filter Plug	
	70026237	1	Filter, Oil	
	70023933	1	O-Ring, Oil Pressure Switch	
	70041620	2	Ring, Retaining	
	70041616	1	Bolt	
	70041617	1	Bearing, Ball	
	70041619	1	Retainer, Fan Hub	
	1322039	1	Spacer, Fan Pilot	
	1321094	16	Bolt, Fan Drive	
	70024016	1	Cap, Side Oil Fill	
	70022634	1	Flywheel w/Ring Gear	
	70023736	1	Ring Gear, Flywheel	
	1322040	1	Plug, Flywheel	

SECTION 4 - ENGINE AND ATTACHING PARTS

FIGURE 4-6. ENGINE, 74HP



ART\_1001196665-J

## SECTION 4 - ENGINE AND ATTACHING PARTS

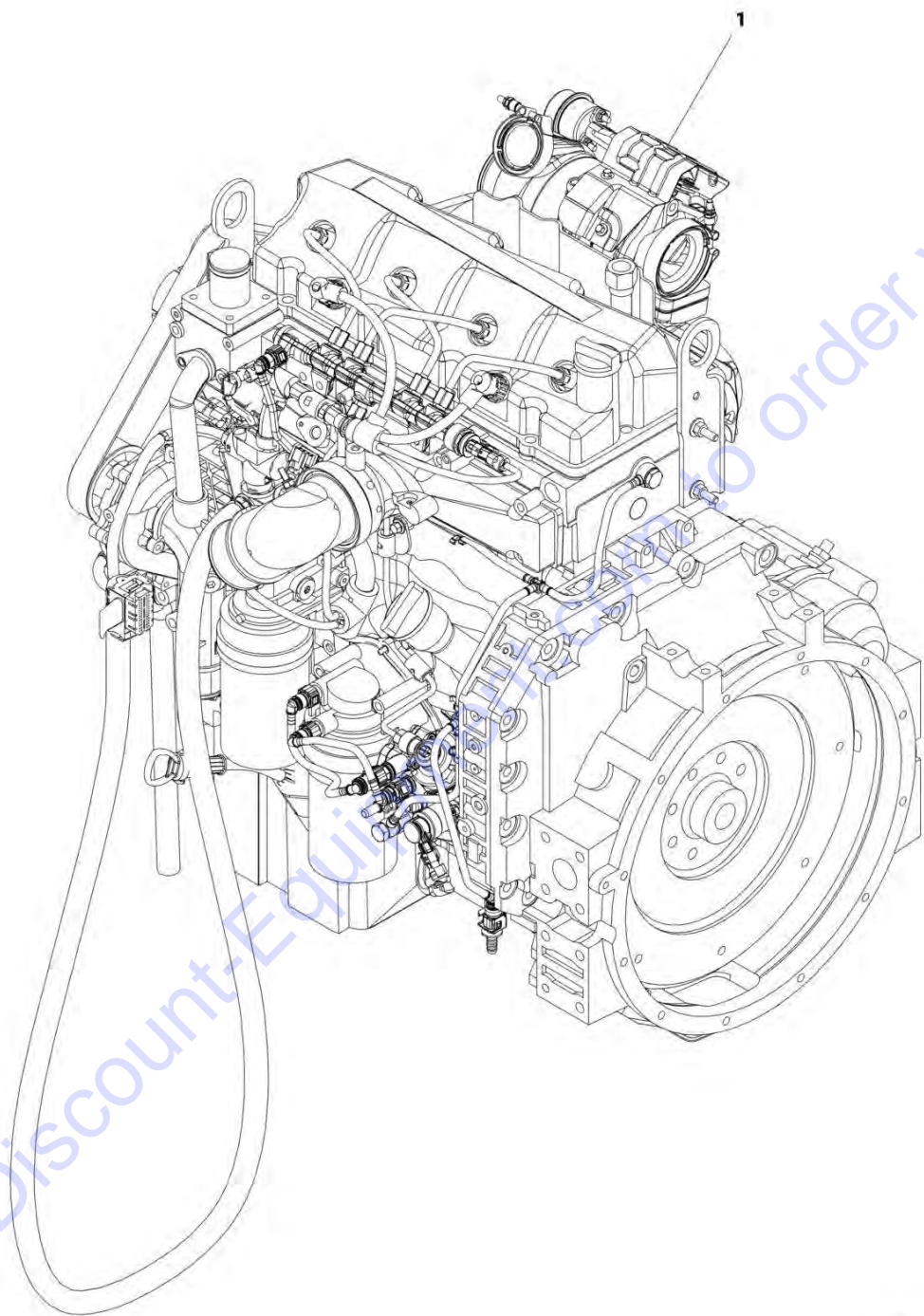
**FIGURE 4-6. ENGINE, 74HP**

ITEM	PART NUMBER	QTY	DESCRIPTION	REV
	1001196665	Ref	Engine, 74HP (if equipped for ULS)	J
	70026220	1	Assembly, Secondary Fuel Filter (includes filter head, seal and element)	
	70026453	1	Element, Fuel Filter	
	70026221	1	Head, Fuel Filter	
	70026222	1	Assembly, Flywheel Housing	
	70027281	1	Pan, Oil	
	70026224	1	Seal, Oil Pan	
	70026225	1	Plug, Oil Pan	
	70026226	1	Seal, Oil Pan Plug	
	1001128594	1	Starter	
	70026228	1	Filler Cap, Valve Cover	
	70026229	1	Fan Belt, V-Ribbed	
	70026230	1	Support, Fan	
	70026231	1	Pulley, Fan	
	70026232	1	Alternator	
	70026233	NLA	Assembly, Primary Fuel Filter, (no longer available, use 70028450 for replacement)	
	70028450	1	Assembly, Primary Fuel Filter	
	70026234	1	Element, Fuel Filter	
	70026235	1	Assembly, Dipstick Oil Level	
	N.S.S.	1	Dipstick, (no longer available, use 70026235 for replacement)	
	N.S.S.	1	Tube, Dipstick, (no longer available, use 70026235 for replacement)	
	70026241	1	Assembly, Fuel Filter Plug	
	70026237	1	Filter, Oil	
	70023933	1	O-Ring, Oil Pressure Switch	
	70041620	2	Ring, Retaining	
	70041616	1	Bolt	
	70041617	1	Bearing, Ball	
	70041619	1	Retainer, Fan Hub	
	1322039	1	Spacer, Fan Pilot	
	1321094	19	Screw	
	70024016	1	Cap, Side Oil Fill	
	70022634	1	Flywheel w/Ring Gear	
	70023736	1	Ring Gear, Flywheel	
	1322040	1	Plug, Flywheel	



**SECTION 4 - ENGINE AND ATTACHING PARTS**

**FIGURE 4-7. 3.8L ENGINE (LS)**



ART\_1001154790-J

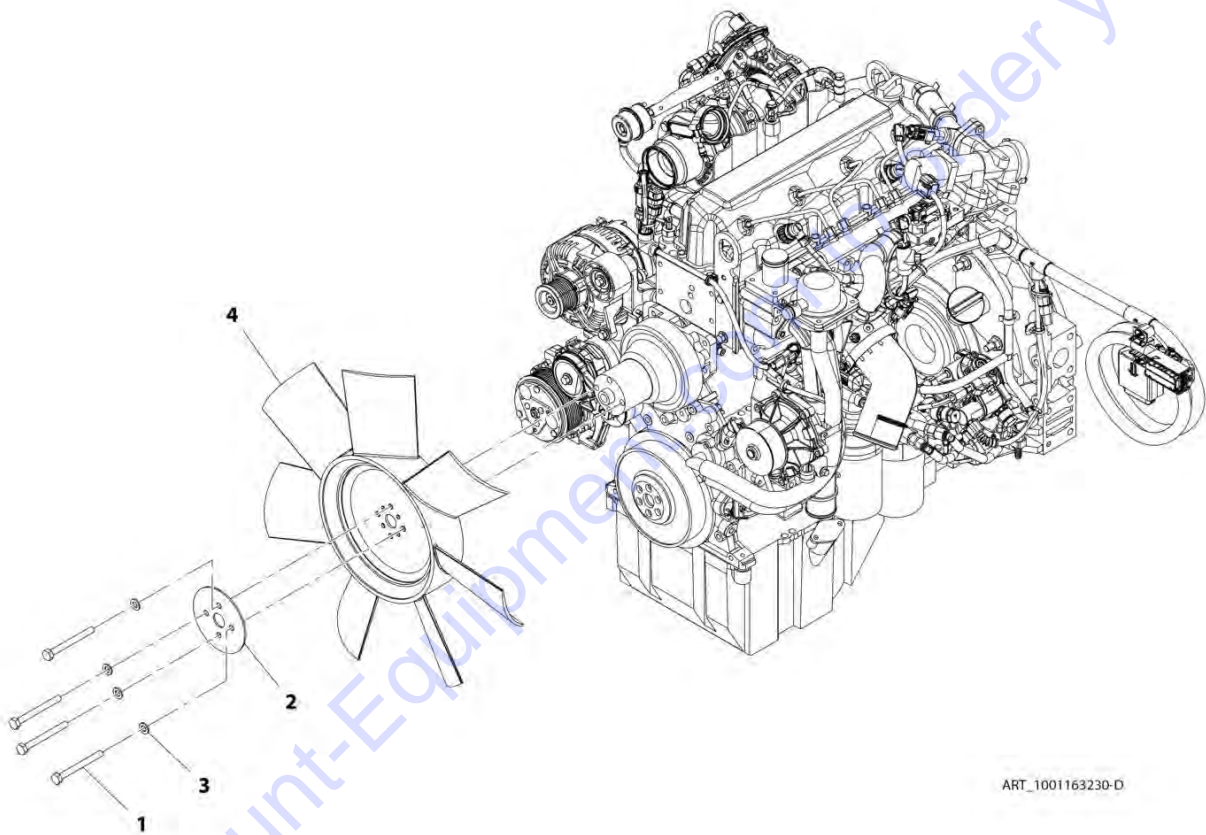
## SECTION 4 - ENGINE AND ATTACHING PARTS

**FIGURE 4-7. 3.8L ENGINE (LS)**

ITEM	PART NUMBER	QTY	DESCRIPTION	REV
	1001154790	Ref	3.8L Engine (LS)	J
	70026800	1	Fuel Filter Assembly	
	70026801	1	Fuel Filter Element	
	70026222	1	Assembly, Flywheel Housing	
	70027281	1	Pan, Oil	
	70026224	1	Seal, Oil Pan	
	70026225	1	Plug, Oil Pan	
	70026226	1	Seal, Oil Pan Plug	
	1001128594	1	Starter	
	70026228	1	Filler Cap, Valve Cover	
	70026229	1	Fan Belt, V-Ribbed	
	70026230	1	Support, Fan	
	70026231	1	Pulley, Fan	
	70026232	1	Alternator	
	70026233	1	Assembly, Primary Fuel Filter	
	70026234	1	Element, Fuel Filter	
	70026235	1	Assembly, Dipstick Oil Level	
	70026241	1	Assembly, Fuel Filter Plug	
	70026237	1	Filter, Oil	
	70041620	2	Ring, Retaining	
	70041616	1	Bolt	
	70041617	1	Bearing, Ball	
	70041619	1	Retainer, Fan Hub	
	1322039	1	Spacer, Fan Pilot	
	1321094	17	Screw	
	70024016	1	Cap, Side Oil Fill	
	70022634	1	Flywheel w/Ring Gear	
	70023736	1	Ring Gear, Flywheel	
	1322040	1	Plug, Flywheel	

SECTION 4 - ENGINE AND ATTACHING PARTS

FIGURE 4-8. FAN INSTALLATION



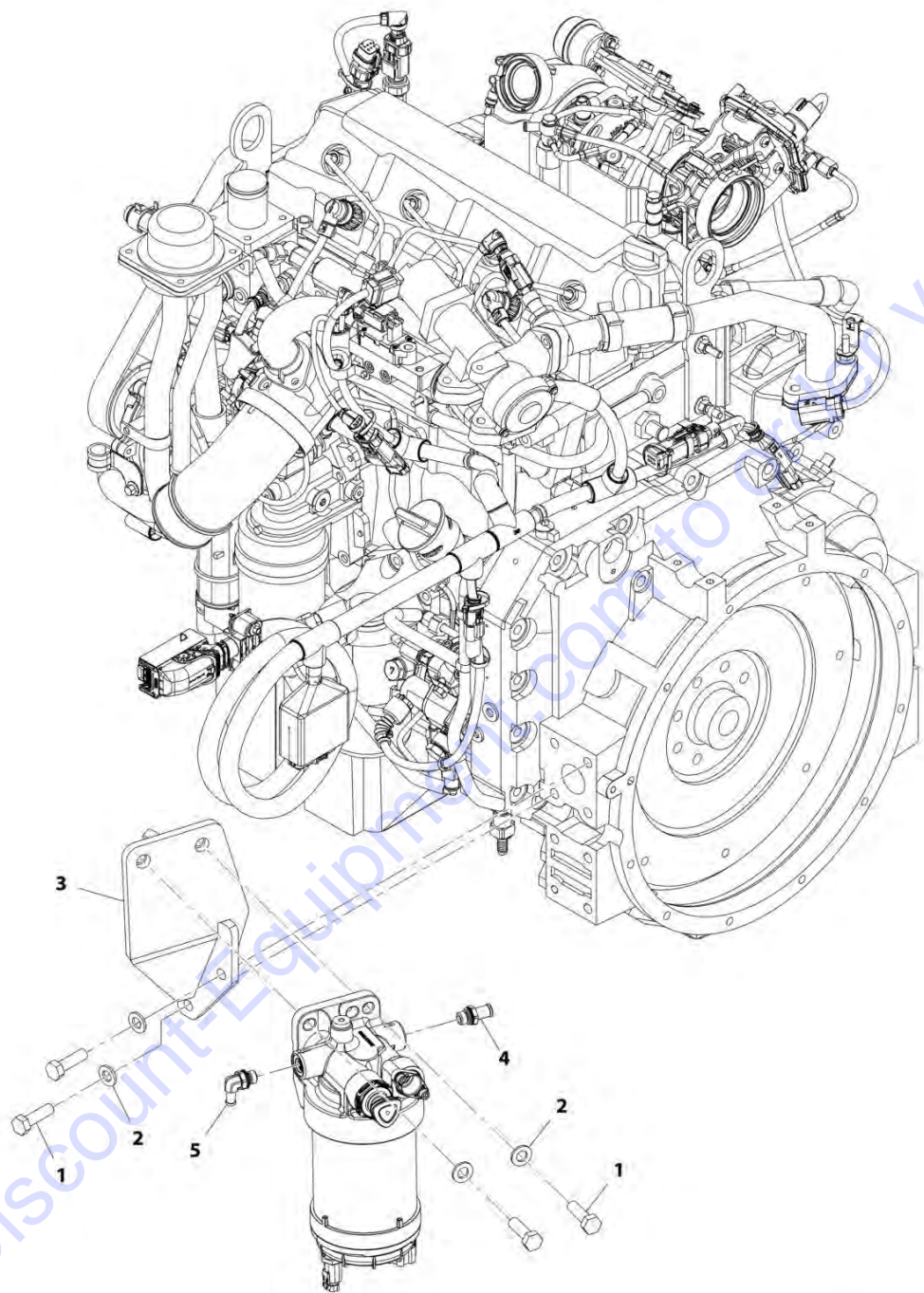
## SECTION 4 - ENGINE AND ATTACHING PARTS

FIGURE 4-8. FAN INSTALLATION

ITEM	PART NUMBER	QTY	DESCRIPTION	REV
	1001163230	Ref	Fan Installation	D
1	0701027	4	Bolt, M10X100	
2	3575947	1	Plate	
3	4812000	4	Washer, M10	
4	1001175269	1	Fan, Cooling	

SECTION 4 - ENGINE AND ATTACHING PARTS

FIGURE 4-9. PRIMARY FUEL FILTER INSTALLATION (ULS)



ART\_1001163235-F

## SECTION 4 - ENGINE AND ATTACHING PARTS

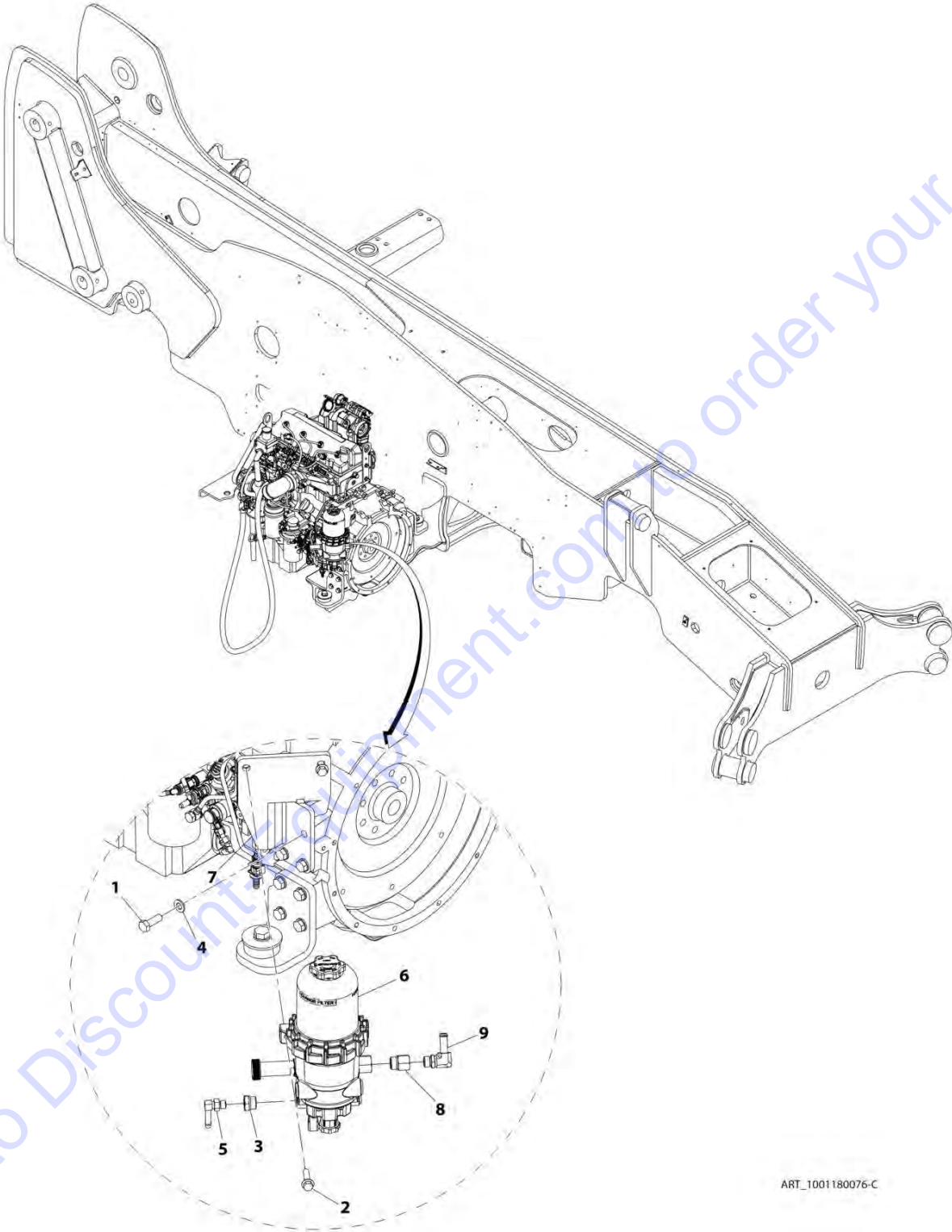
**FIGURE 4-9. PRIMARY FUEL FILTER INSTALLATION (ULS)**

ITEM	PART NUMBER	QTY	DESCRIPTION	REV
	1001163235	Ref	Primary Fuel Filter Installation	F
1	0701216	4	Bolt, M12X40	
2	4812100	4	Washer, M12	
3	1001206019	1	Bracket, Fuel Filter Mount	
4	1001217467	1	Barb, Hose	
5	1001182094	1	Hose	



SECTION 4 - ENGINE AND ATTACHING PARTS

FIGURE 4-10. PRIMARY FUEL FILTER INSTALLATION (LS)



ART\_1001180076-C

## SECTION 4 - ENGINE AND ATTACHING PARTS

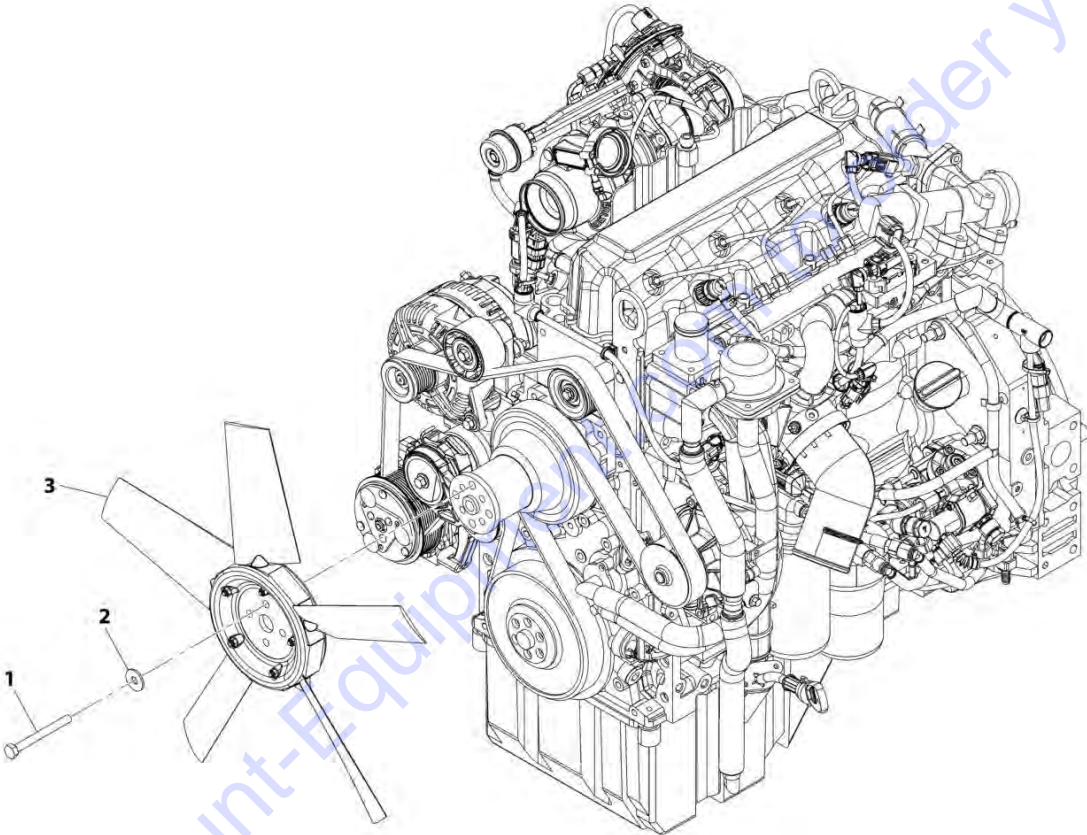
**FIGURE 4-10. PRIMARY FUEL FILTER INSTALLATION (LS)**

ITEM	PART NUMBER	QTY	DESCRIPTION	REV
	1001180076	Ref	Primary Fuel Filter Installation (LS)	C
1	0701215	3	Bolt, M12X35	
2	0781016	2	Bolt, M10X40	
3	2220218	1	Fitting, Straight ORFS	
4	4812100	3	Washer, M12	
5	8430034	1	Elbow, 90	
6	1001133534	1	Filter, Fuel	
7	1001180078	1	Bracket, Fuel Filter Mount	
8	2220810	1	Fitting, Straight	
9	1001200239	1	Fitting, 90 ORFS	



**SECTION 4 - ENGINE AND ATTACHING PARTS**

**FIGURE 4-11. FAN INSTALLATION, 74HP (ULS)**



ART\_1001225231-A

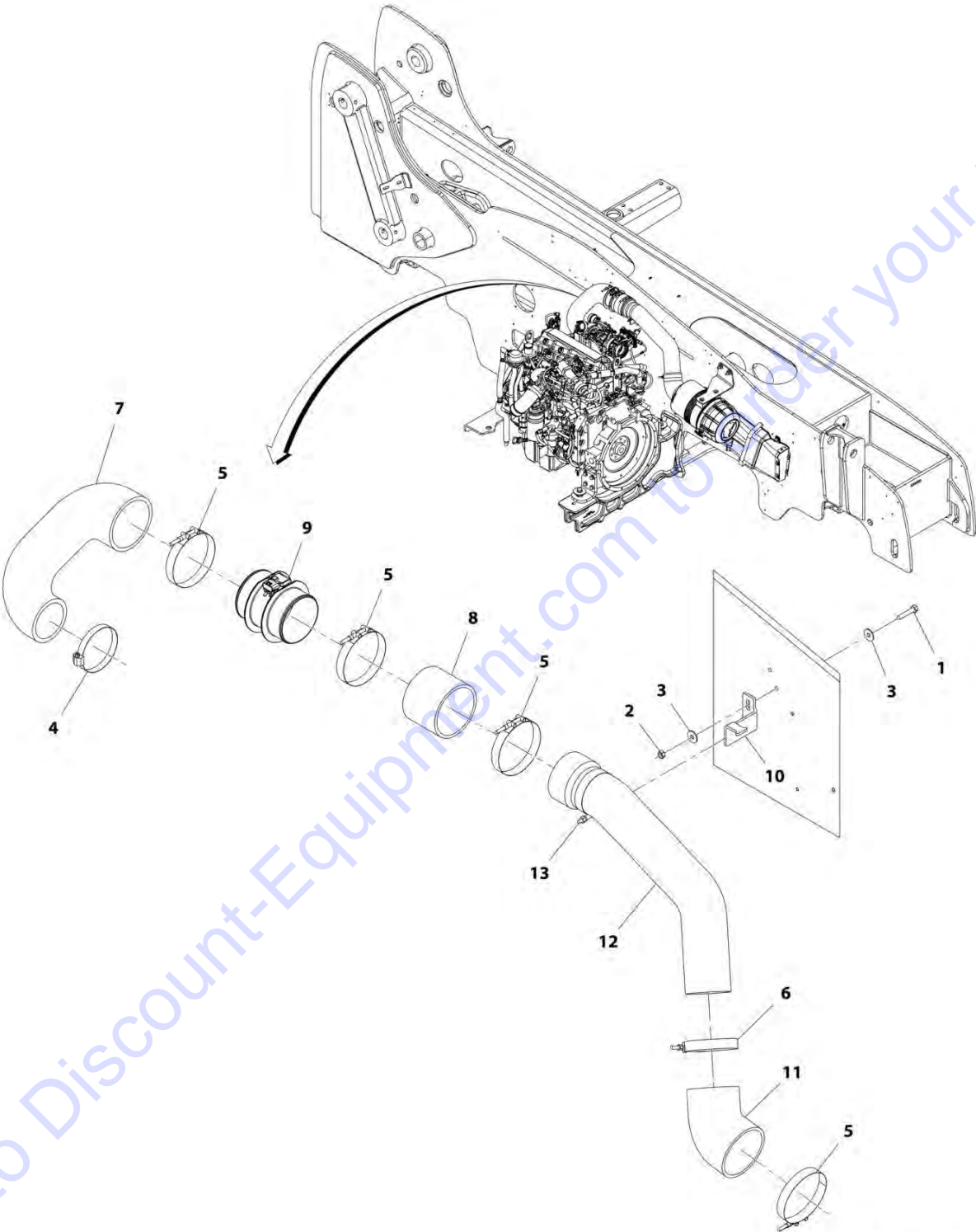
## SECTION 4 - ENGINE AND ATTACHING PARTS

FIGURE 4-11. FAN INSTALLATION, 74HP (ULS)

ITEM	PART NUMBER	QTY	DESCRIPTION	REV
	1001225231	Ref	Fan Installation (ULS)	A
1	0701027	4	Bolt, M10X100	
2	4812002	4	Washer, M10	
3	1001225982	1	Fan, Cooling	

SECTION 4 - ENGINE AND ATTACHING PARTS

FIGURE 4-12. AIR CLEANER LINES INSTALLATION (ULS)



ART\_1001169011-C

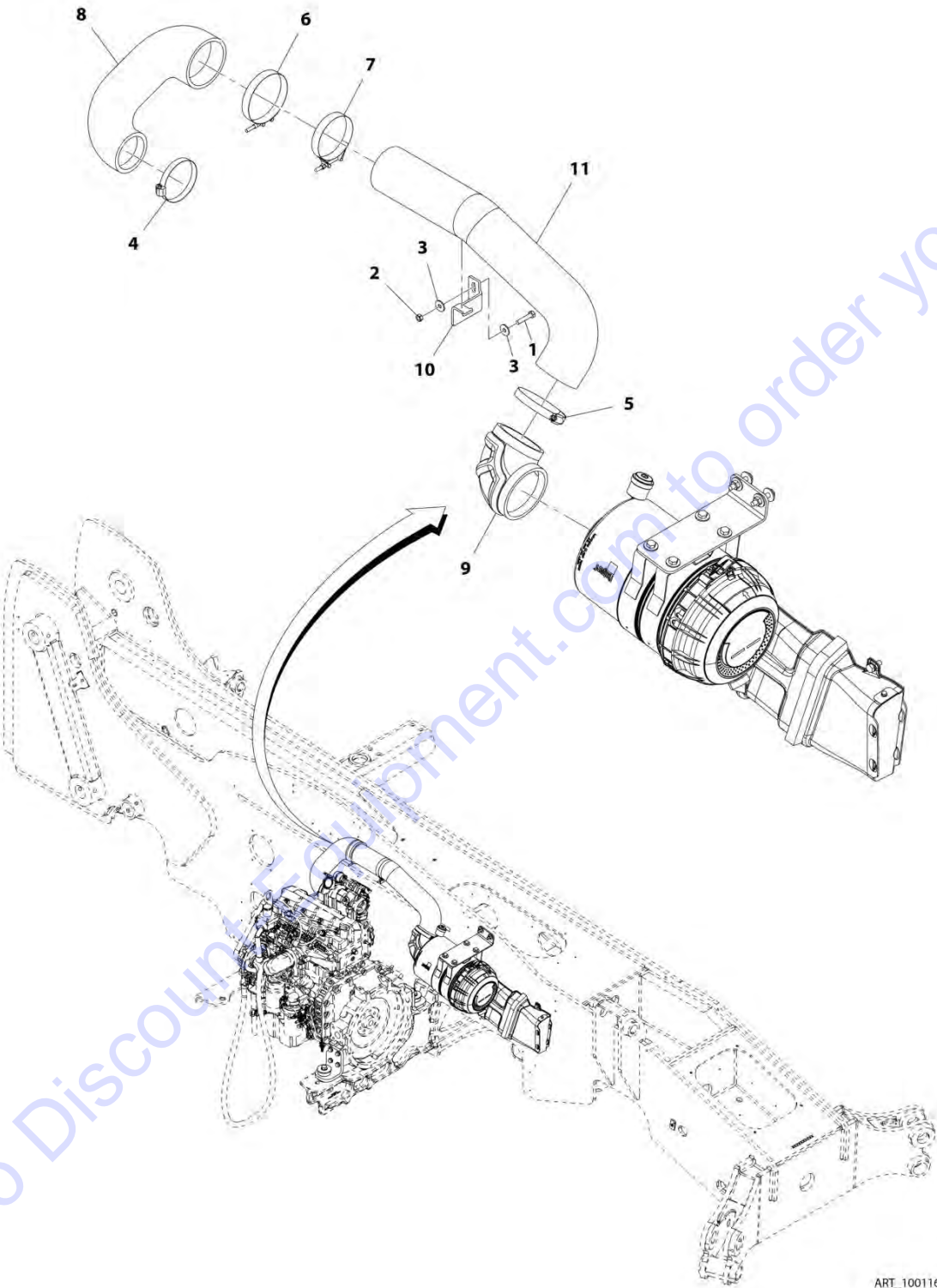
## SECTION 4 - ENGINE AND ATTACHING PARTS

**FIGURE 4-12. AIR CLEANER LINES INSTALLATION (ULS)**

ITEM	PART NUMBER	QTY	DESCRIPTION	REV
	1001169011	Ref	Air Cleaner Lines Installation	C
1	0700816	1	Bolt, M8X40	
2	3290801	1	Nut, M8X1.25 Grade 8	
3	4811902	2	Washer, M8	
4	8410011	1	Clamp	
5	80933367	4	Clamp	
6	91413025	1	Clamp	
7	1001166449	1	Hose	
8	1001166450	1	Hose	
9	1001168771	1	Tube	
10	1001169155	1	Bracket	
11	1001185505	1	Elbow	
12	1001185497	1	Tube	
13	8410007	1	Clamp, T-Bolt	

SECTION 4 - ENGINE AND ATTACHING PARTS

FIGURE 4-13. AIR CLEANER LINES INSTALLATION (LS)



ART\_1001163238-C

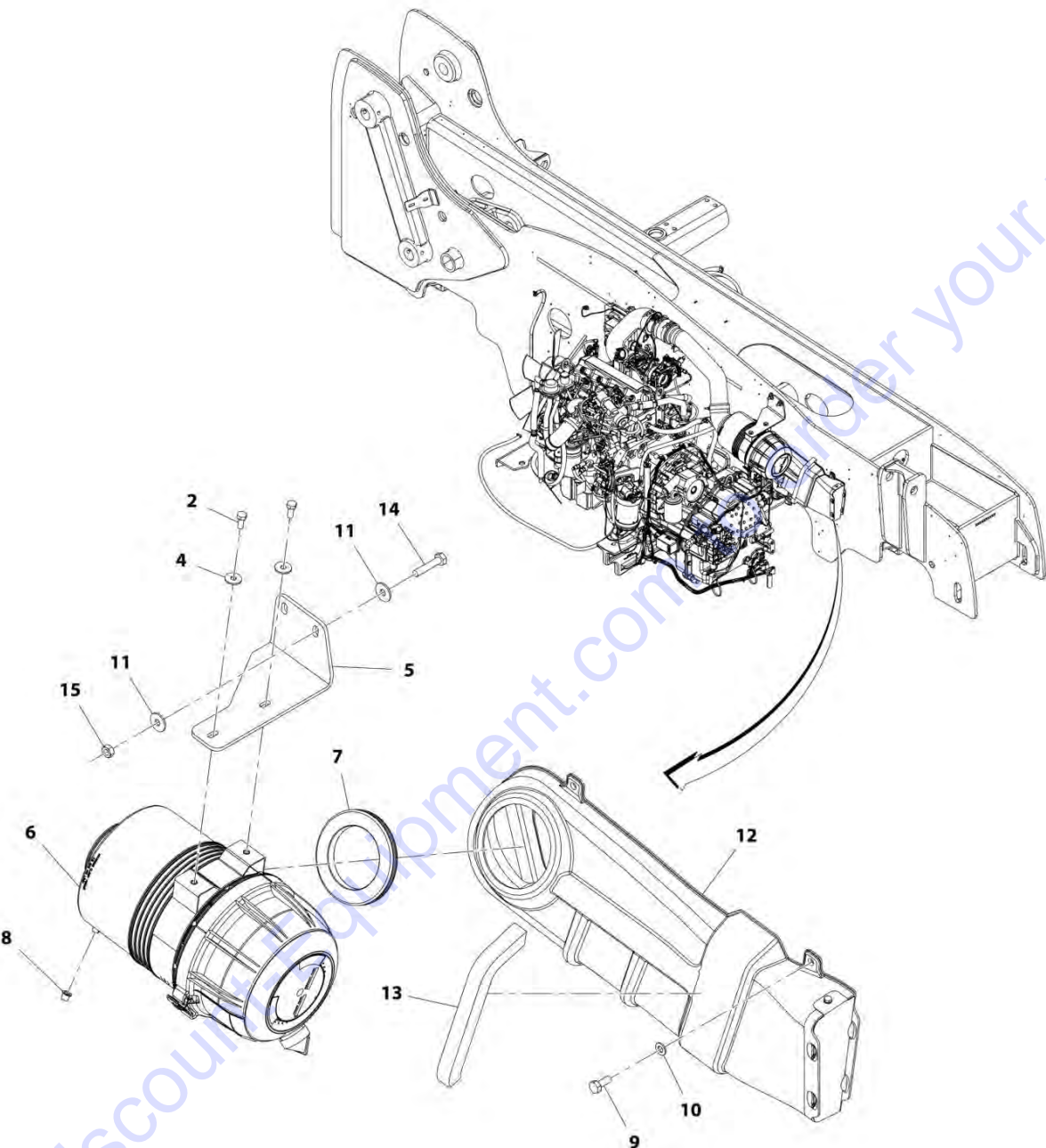
## SECTION 4 - ENGINE AND ATTACHING PARTS

FIGURE 4-13. AIR CLEANER LINES INSTALLATION (LS)

ITEM	PART NUMBER	QTY	DESCRIPTION	REV
	1001163238	Ref	Air Intake Lines Installation (LS)	C
1	0700816	1	Bolt, M8X40	
2	3290801	1	Nut, M8X1.25 Grade 8	
3	4811902	2	Washer, M8	
4	8410011	1	Clamp	
5	10719267	1	Clamp	
6	80933367	1	Clamp	
7	91413025	1	Clamp	
8	1001166449	1	Hose	
9	1001166451	1	Elbow	
10	1001169155	1	Bracket	
11	1001185498	1	Tube	

SECTION 4 - ENGINE AND ATTACHING PARTS

FIGURE 4-14. AIR CLEANER INSTALLATION (ULS)



ART\_1001169012-F



## SECTION 4 - ENGINE AND ATTACHING PARTS

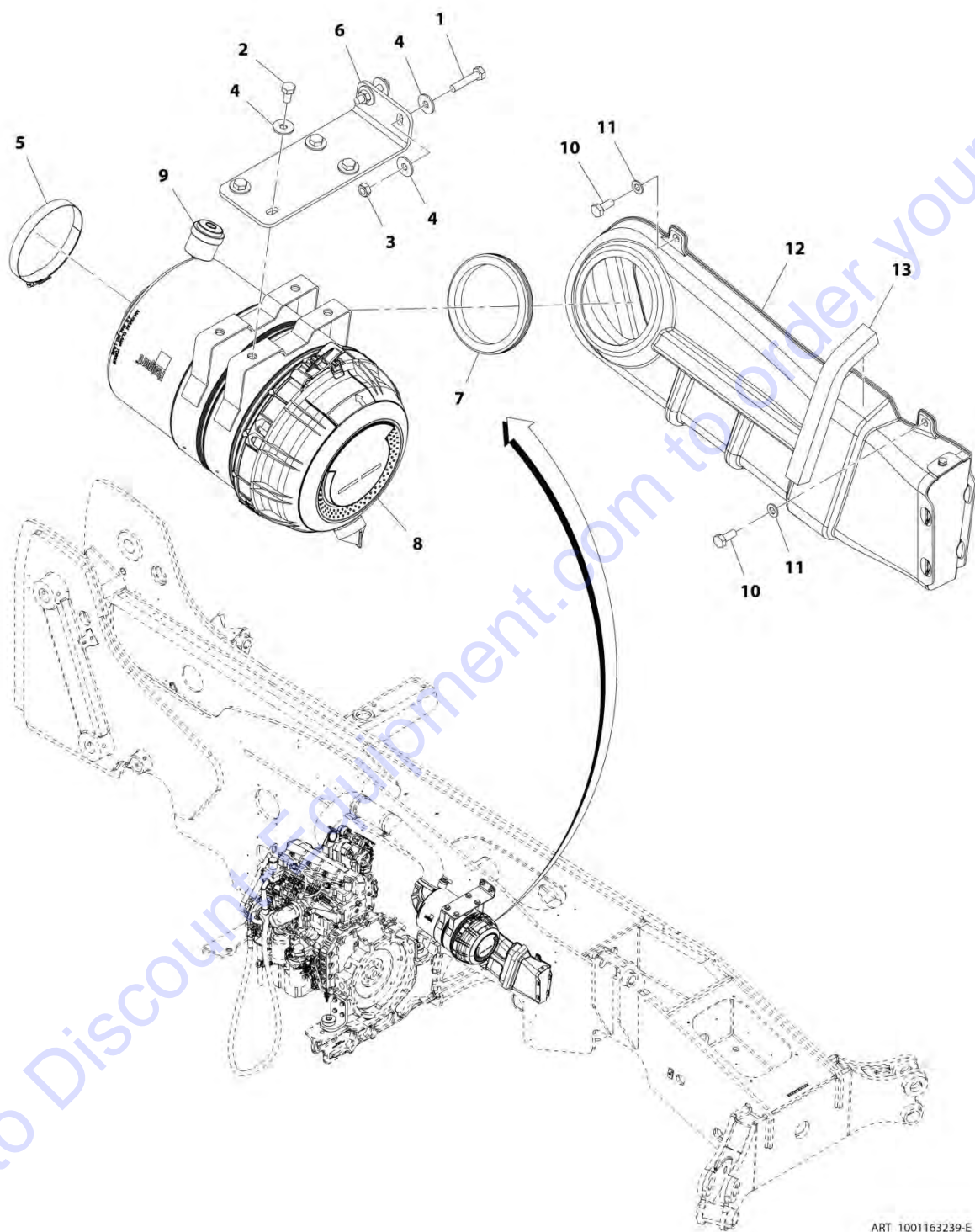
**FIGURE 4-14. AIR CLEANER INSTALLATION (ULS)**

ITEM	PART NUMBER	QTY	DESCRIPTION	REV
	1001169012	Ref	Air Cleaner Installation	F
2	0760810	2	Bolt, M8X20	
4	4811902	2	Washer, M8	
5	1001185278	1	Bracket	
6	1001166566	1	Filter, Air Cleaner (See Separate Breakdown in this Section)	
7	1001183830	1	Grommet, Intake	
8	1001183177	1	Cap, Air Cleaner	
9	0761012	4	Bolt, M10X25	
10	4812000	4	Washer, M10	
11	4812002	4	Washer, M10	
12	1001183835	1	Installation, Air Intake Duct (See Separate Breakdown in this Section)	
13	1001186898	1	Seal	
14	0701018	2	Bolt, M8X50	
15	3291001	1	Nut, M10X1.5 Grade 8	



SECTION 4 - ENGINE AND ATTACHING PARTS

FIGURE 4-15. AIR CLEANER INSTALLATION (LS)



ART\_1001163239-E

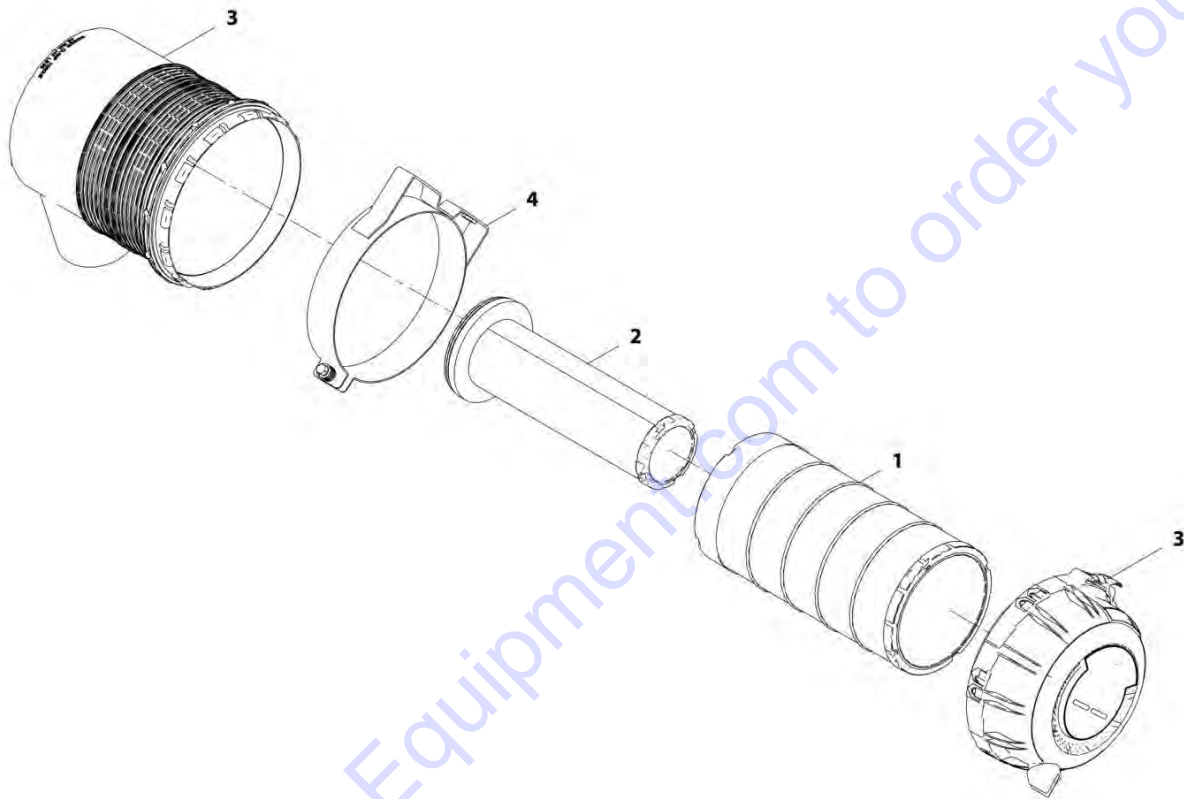
## SECTION 4 - ENGINE AND ATTACHING PARTS

**FIGURE 4-15. AIR CLEANER INSTALLATION (LS)**

ITEM	PART NUMBER	QTY	DESCRIPTION	REV
	1001163239	Ref	Air Cleaner Installation (LS)	E
1	0701018	2	Bolt, M10X50	
2	0761010	4	Bolt, M10X20	
3	3291001	2	Nut, M10X1.5 Grade 8	
4	4812002	8	Washer, M10	
5	8405402	1	Clamp	
6	1001194534	1	Bracket, Air Cleaner Mount	
7	1001183831	1	Grommet	
8	1001166565	1	Filter, Air Cleaner (See Separate Breakdown in this Section)	
9	1001166716	1	Indicator	
10	0761012	4	Bolt, M10X25	
11	4812000	4	Washer, M10	
12	1001183835	1	Installation, Duct Air Intake (See Separate Breakdown in this Section)	
13	1001186898	1	Seal	

SECTION 4 - ENGINE AND ATTACHING PARTS

FIGURE 4-16. AIR CLEANER ASSEMBLY (74.4KW)



ART\_1001166566-G

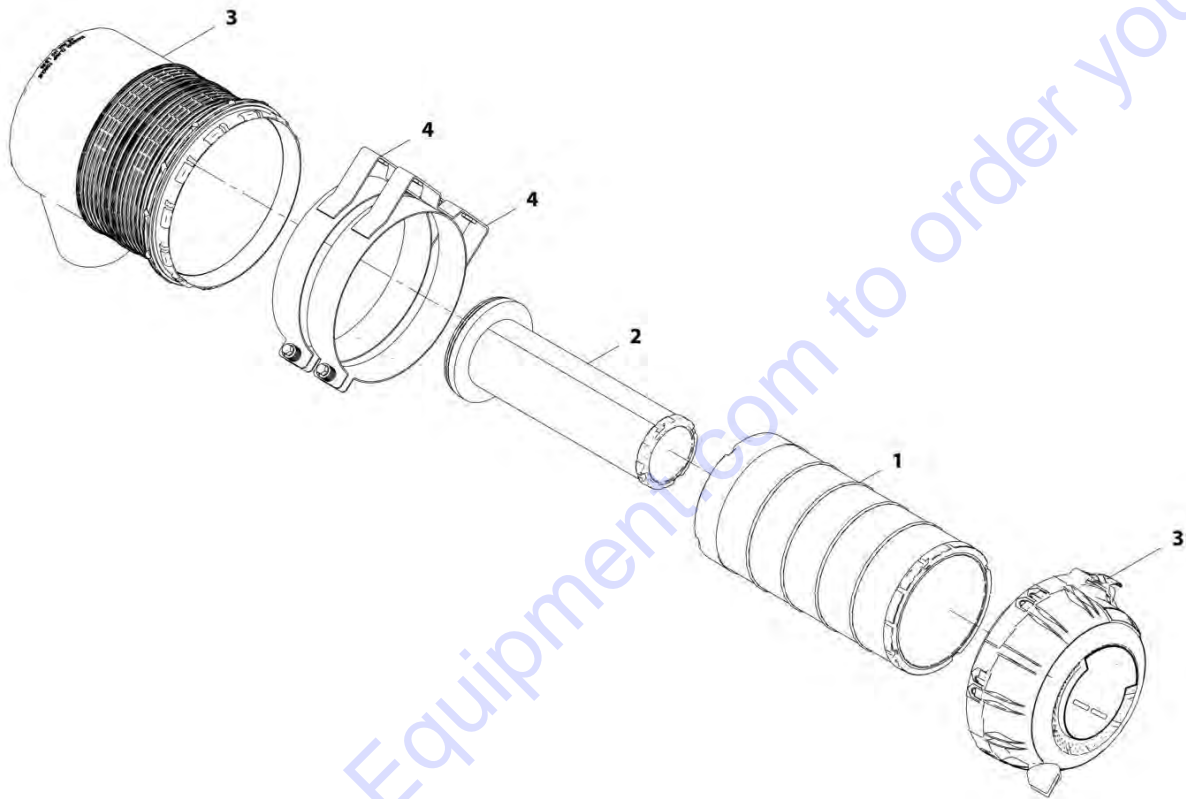
## SECTION 4 - ENGINE AND ATTACHING PARTS

**FIGURE 4-16. AIR CLEANER ASSEMBLY (74.4KW)**

ITEM	PART NUMBER	QTY	DESCRIPTION	REV
	1001166566	Ref	Air Cleaner Assembly (74.4KW)	G
1	70025852	1	Filter, Air Cylindrical Primary	
2	70025853	1	Filter, Air Cylindrical Secondary	
3	70026393	1	Cover, Air Cleaner	
4	70026394	1	Bracket, Mounting Band	

SECTION 4 - ENGINE AND ATTACHING PARTS

FIGURE 4-17. AIR CLEANER ASSEMBLY (90/100KW)



ART\_1001166565-E

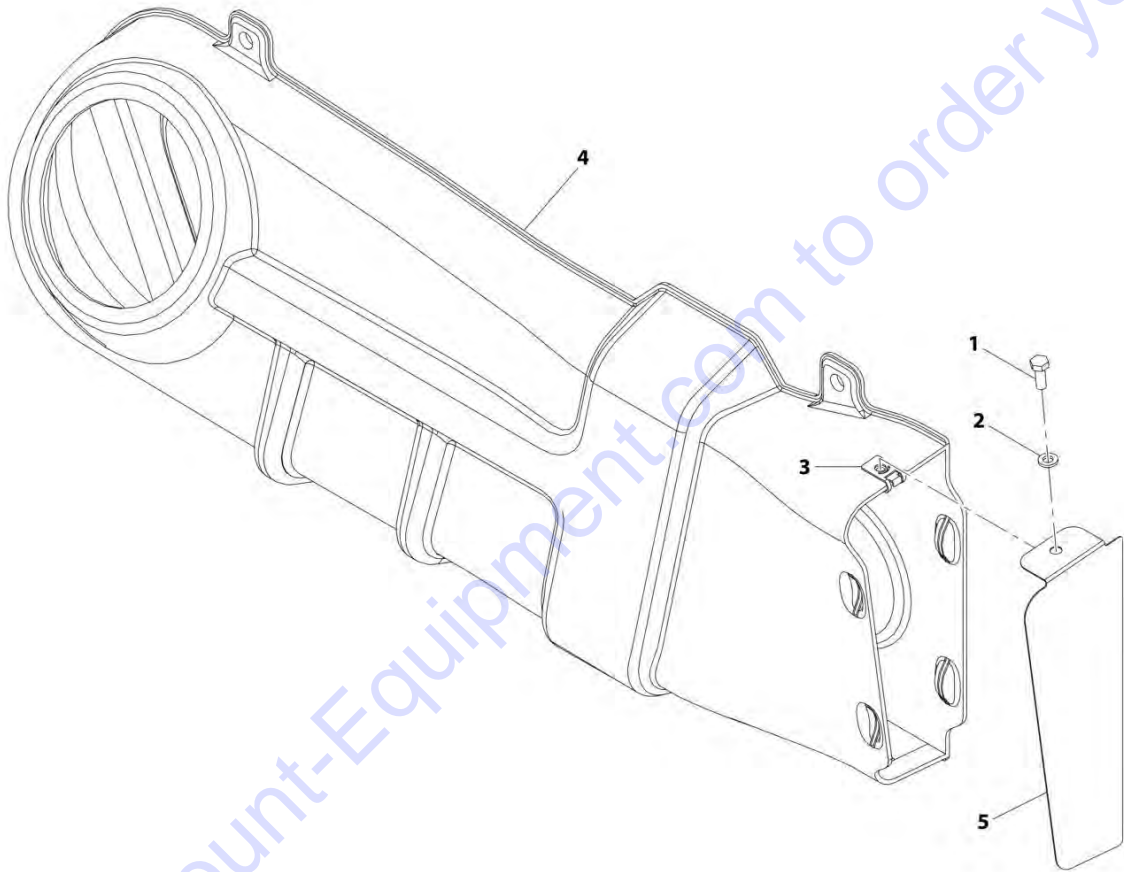
## SECTION 4 - ENGINE AND ATTACHING PARTS

FIGURE 4-17. AIR CLEANER ASSEMBLY (90/100KW)

ITEM	PART NUMBER	QTY	DESCRIPTION	REV
	1001166565	Ref	Air Cleaner Filter Assembly (90/100KW)	E
1	70025850	1	Filter, Cylindrical Air Primary	
2	70025851	1	Filter, Cylindrical Air Secondary	
3	70026395	1	Cover	
4	70026396	2	Bracket	

SECTION 4 - ENGINE AND ATTACHING PARTS

FIGURE 4-18. AIR INTAKE DUCT INSTALLATION



ART\_1001183835-C

## SECTION 4 - ENGINE AND ATTACHING PARTS

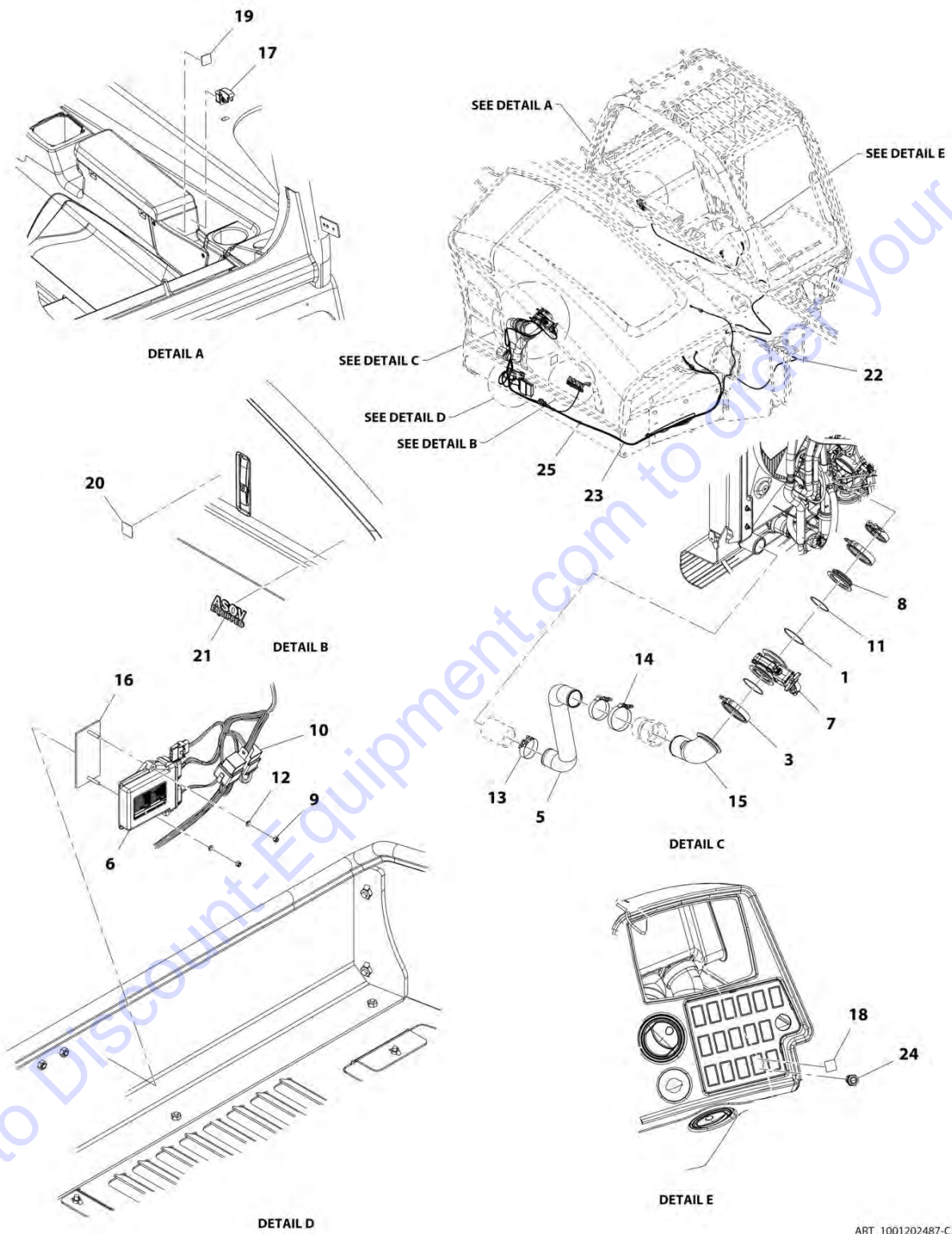
FIGURE 4-18. AIR INTAKE DUCT INSTALLATION

ITEM	PART NUMBER	QTY	DESCRIPTION	REV
	1001183835	Ref	Air Intake Duct Installation	C
1	0760608	1	Bolt, M6X16	
2	4811702	1	Washer, M6	
3	8305919	1	Nut	
4	1001183827	1	Duct	
5	1001183829	1	Plate	



SECTION 4 - ENGINE AND ATTACHING PARTS

FIGURE 4-19. AIR INTAKE SHUT OFF VALVE INSTALLATION



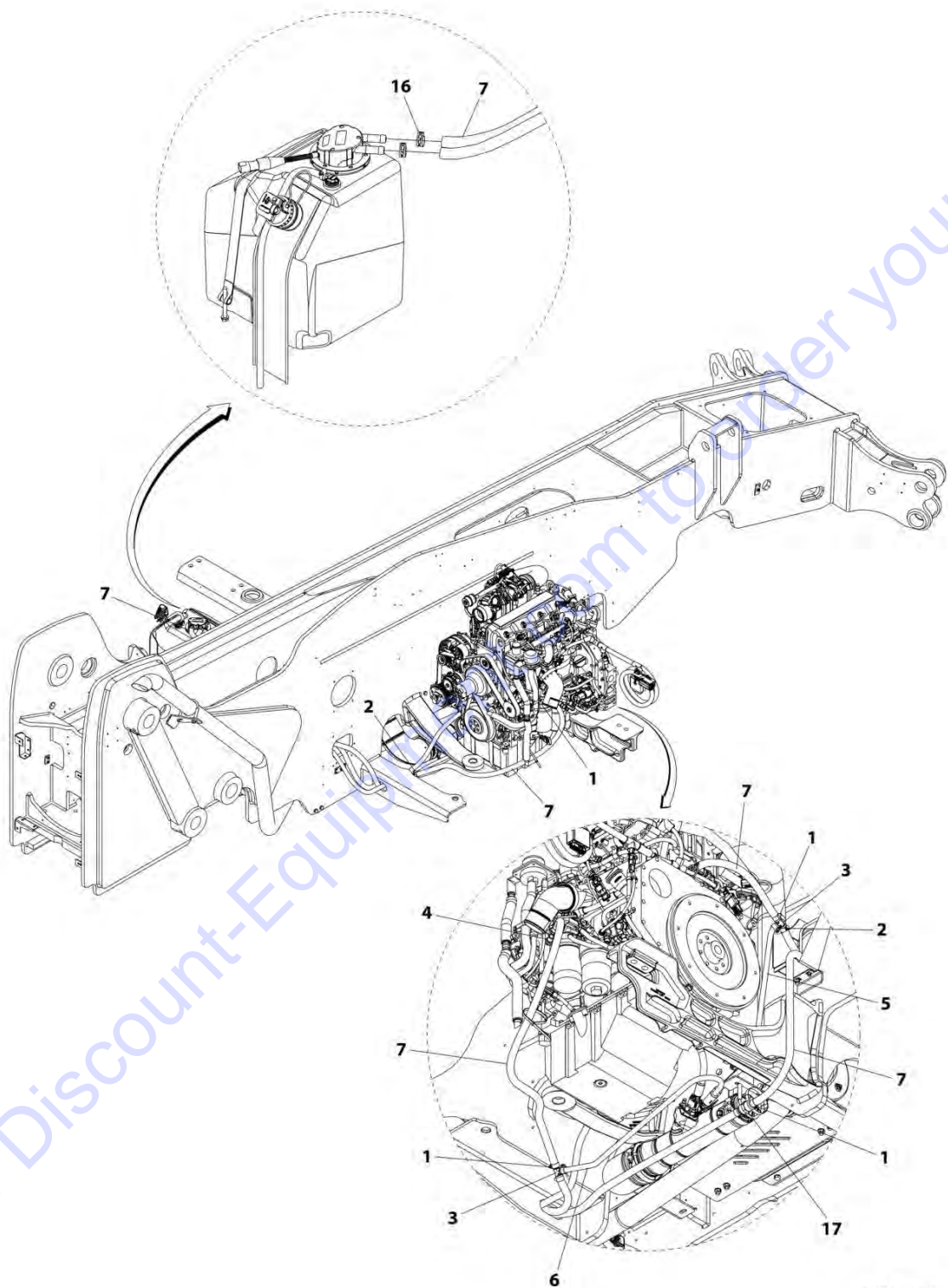
## SECTION 4 - ENGINE AND ATTACHING PARTS

**FIGURE 4-19. AIR INTAKE SHUT OFF VALVE INSTALLATION**

ITEM	PART NUMBER	QTY	DESCRIPTION	REV
	1001202487	Ref	Air Intake Shut Off Valve Installation	C
1	3790152	2	Ring	
3	1001202247	2	Clamp	
5	1001202491	1	Pipe	
6	1001203181	Ref	Accessory, Control (See Separate Breakdown in Electrical Section)	
7	1001204032	Ref	Valve, Air Shut Off (See Separate Breakdown in Hydraulic Circuits Section)	
8	1001206980	1	Plate	
9	3290505	2	Nut, Lock M5X0.8 Grade 8	
10	3740080	2	Relay	
11	3790151	1	O-Ring	
12	4811600	2	Washer, M5	
13	8405212	2	Clamp	
14	8405305	1	Clamp	
15	1001215476	1	Pipe	
16	1001219082	1	Bracket	
17	1001215941	1	Switch	
18	1001227077	1	Decal, Air Shut Off	
19	1001227964	1	Decal, ASOV Test	
20	1001228273	1	Decal, Air Shut Off	
21	1001228643	1	Decal, ASOV Equipped	
22	1001231407	Ref	Harness, Cab Air Shut Off Valve (See Separate Breakdown in Electrical Section)	
23	1001231483	Ref	Harness, Engine Air Shut Off Valve (See Separate Breakdown in Electrical Section)	
24	1001239539	1	Lamp	
25	91053419	AR	Strap, Cable	

SECTION 4 - ENGINE AND ATTACHING PARTS

FIGURE 4-20. DEF LINES INSTALLATION



ART\_1001163232-I

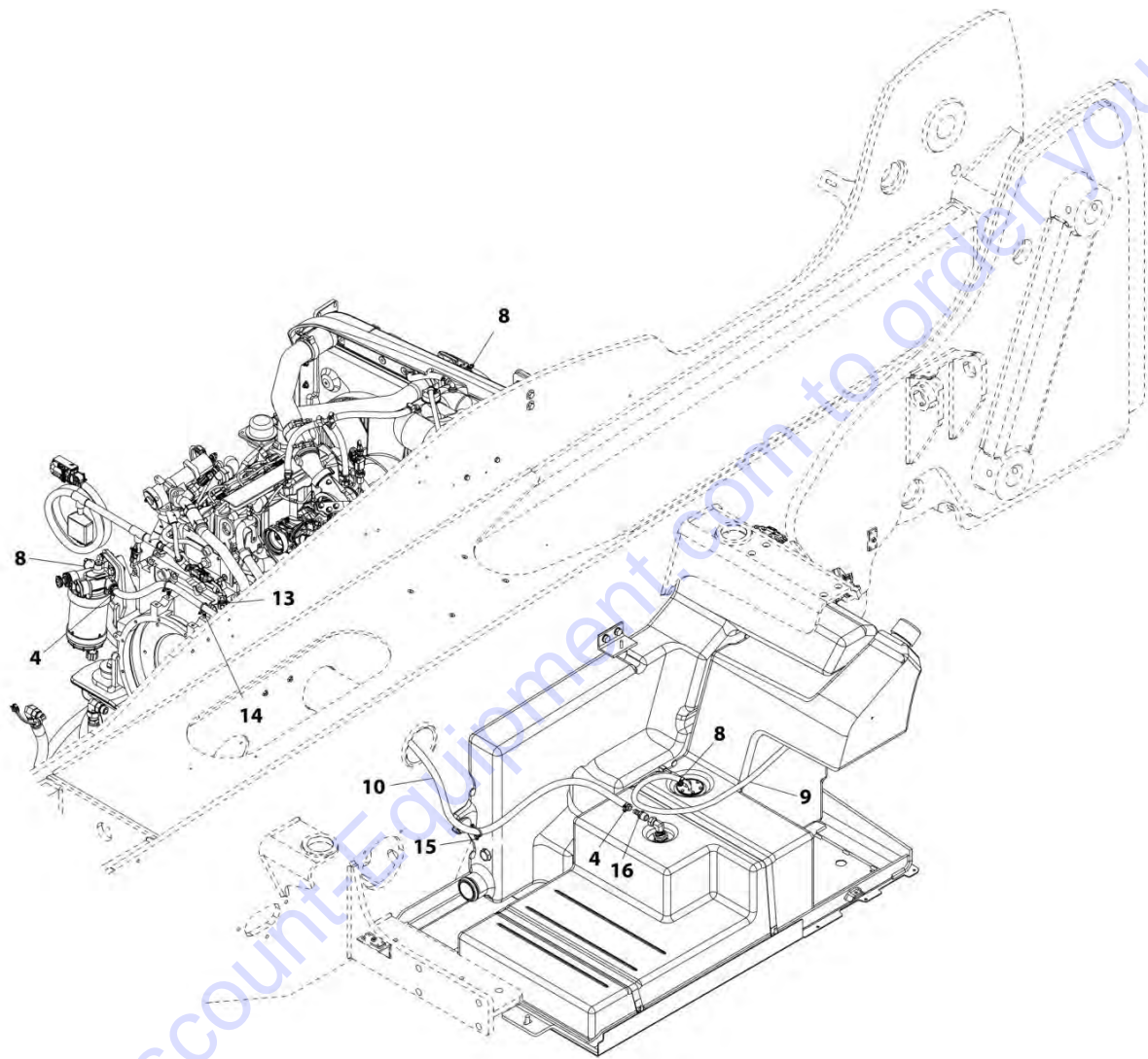
## SECTION 4 - ENGINE AND ATTACHING PARTS

FIGURE 4-20. DEF LINES INSTALLATION

ITEM	PART NUMBER	QTY	DESCRIPTION	REV
	1001163232	Ref	DEF Lines Installation	I
1	8410009	10	Gear Clamp	
2	8410013	2	Gear Clamp	
3	1001162212	2	Pipe	
4	1001168822	1	Pipe	
5	1001169409	1	Hose	
6	1001169410	1	Hose	
7	82033995	6.9 m	Hose	
16	1001202526	2	Clamp	
17	1001228872	1	Filter	

SECTION 4 - ENGINE AND ATTACHING PARTS

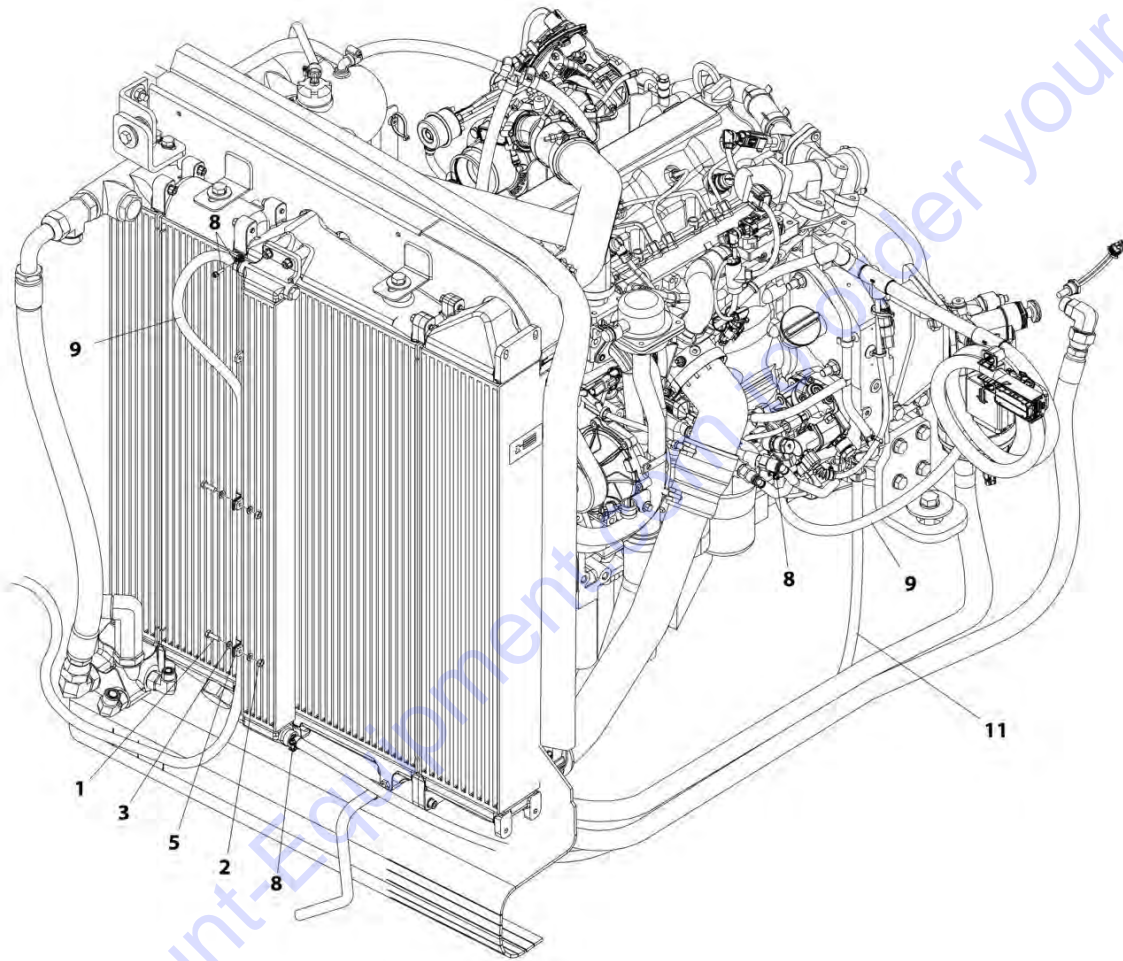
FIGURE 4-21. FUEL LINES INSTALLATION (ULS)



ART\_1001163231\_1-I



## SECTION 4 - ENGINE AND ATTACHING PARTS



ART\_1001163231\_2-I

## SECTION 4 - ENGINE AND ATTACHING PARTS

FIGURE 4-21. FUEL LINES INSTALLATION (ULS)

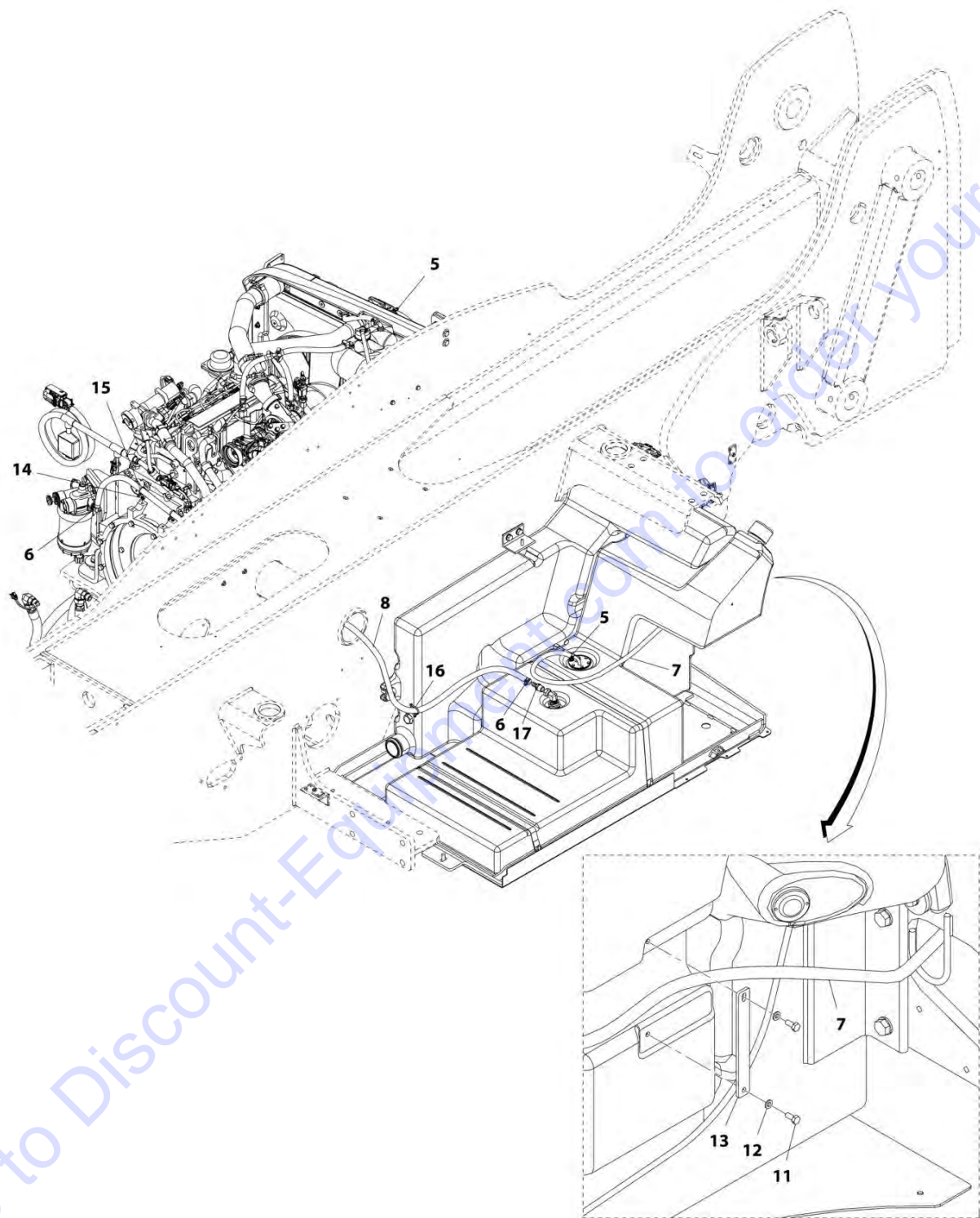
ITEM	PART NUMBER	QTY	DESCRIPTION	REV
	1001163231	Ref	Fuel Lines Installation	I
1	0700610	2	Bolt, M6X20	
2	3290601	2	Nut, M6X1 Grade 8	
3	4811700	4	Washer, M6	
4	1001186342	2	Clip, Hose	
5	8406112	2	Clip, Tube	
8	1001136975	5	Clamp	
9	1001141400	4.3 m	Hose	
10	1001172755	2.4 m	Hose	
11	1001197299	1	Hose	
13	1001008559	2	Strap	
14	1001202986	2	Strap, Fir Tree Push Mount	
15	1001146588	1	Strap	
16	1001206588	1	Fitting	





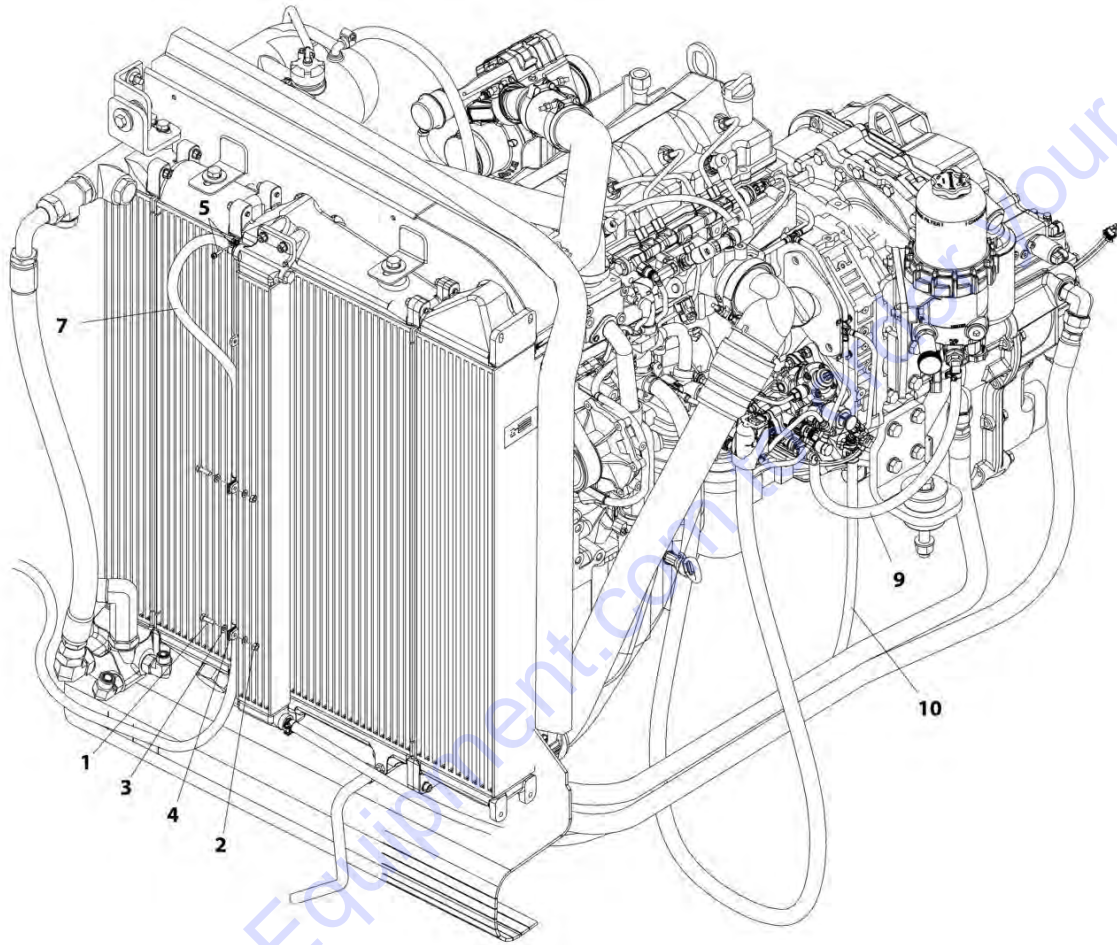
SECTION 4 - ENGINE AND ATTACHING PARTS

FIGURE 4-22. FUEL LINES INSTALLATION (LS)



ART\_1001163241\_1-G

## SECTION 4 - ENGINE AND ATTACHING PARTS



ART\_1001163241\_2-G

## SECTION 4 - ENGINE AND ATTACHING PARTS

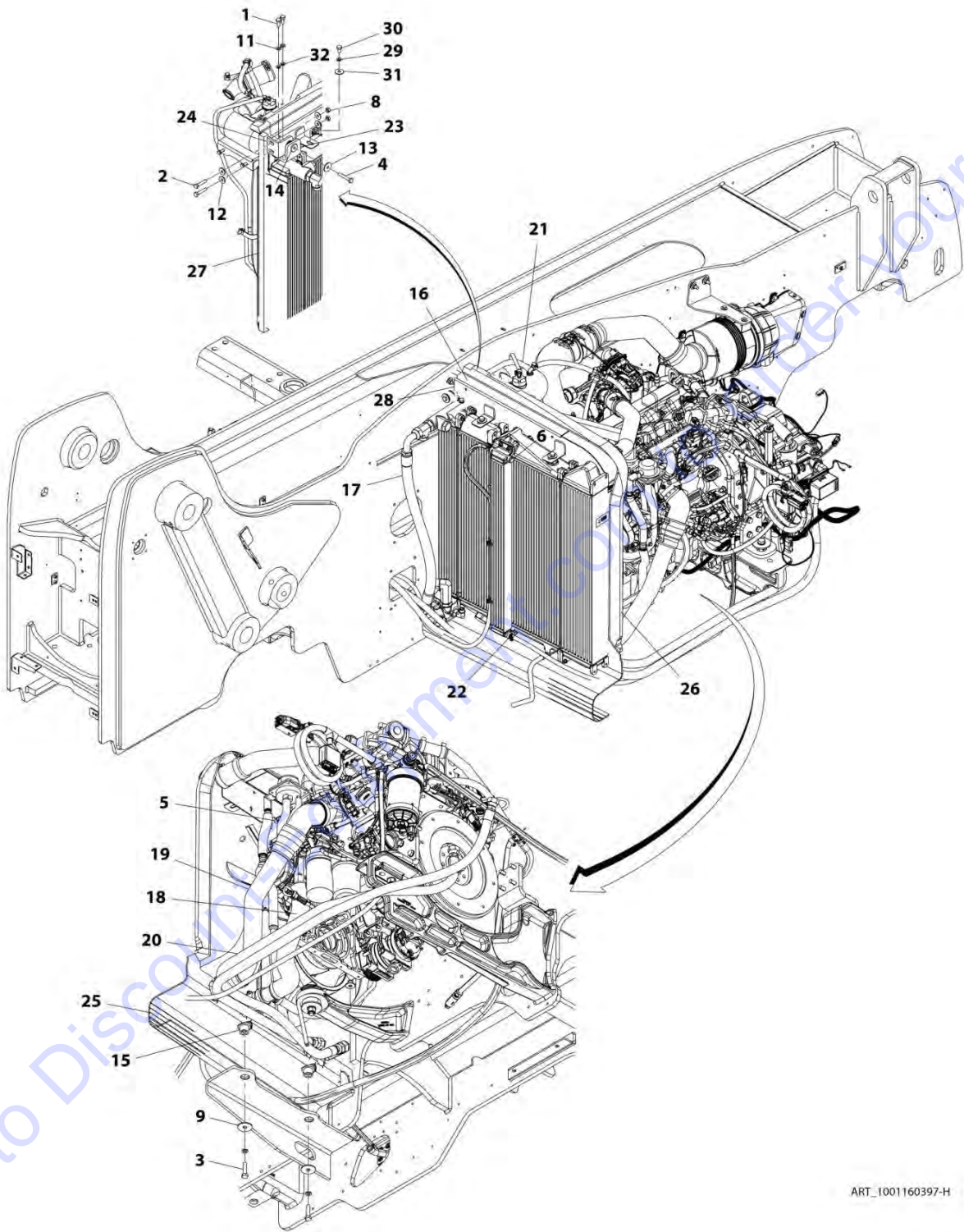
FIGURE 4-22. FUEL LINES INSTALLATION (LS)

ITEM	PART NUMBER	QTY	DESCRIPTION	REV
	1001163241	Ref	Fuel Lines Installation (LS)	G
1	0700610	2	Bolt, M6X20	
2	3290601	2	Nut, M6X1 Grade 8	
3	4811700	4	Washer, M6	
4	8406112	2	Clip	
5	1001136975	4	Clamp	
6	1001186342	2	Clip	
7	1001141400	3.7 m	Hose	
8	1001172755	2.4 m	Hose	
9	1001190980	1	Hose	
10	1001197299	1	Hose	
11	0760607	2	Bolt, M6X14	
12	4831700	2	Washer, Lock M6	
13	1001196440	1	Plate, Retainer	
14	1001202986	2	Strap, Fir Tree Push Mount	
15	1001008559	2	Strap	
16	1001146588	1	Strap	
17	1001206588	1	Fitting	



SECTION 4 - ENGINE AND ATTACHING PARTS

FIGURE 4-23. COOLING PACKAGE INSTALLATION (ULS)



ART\_1001160397-H



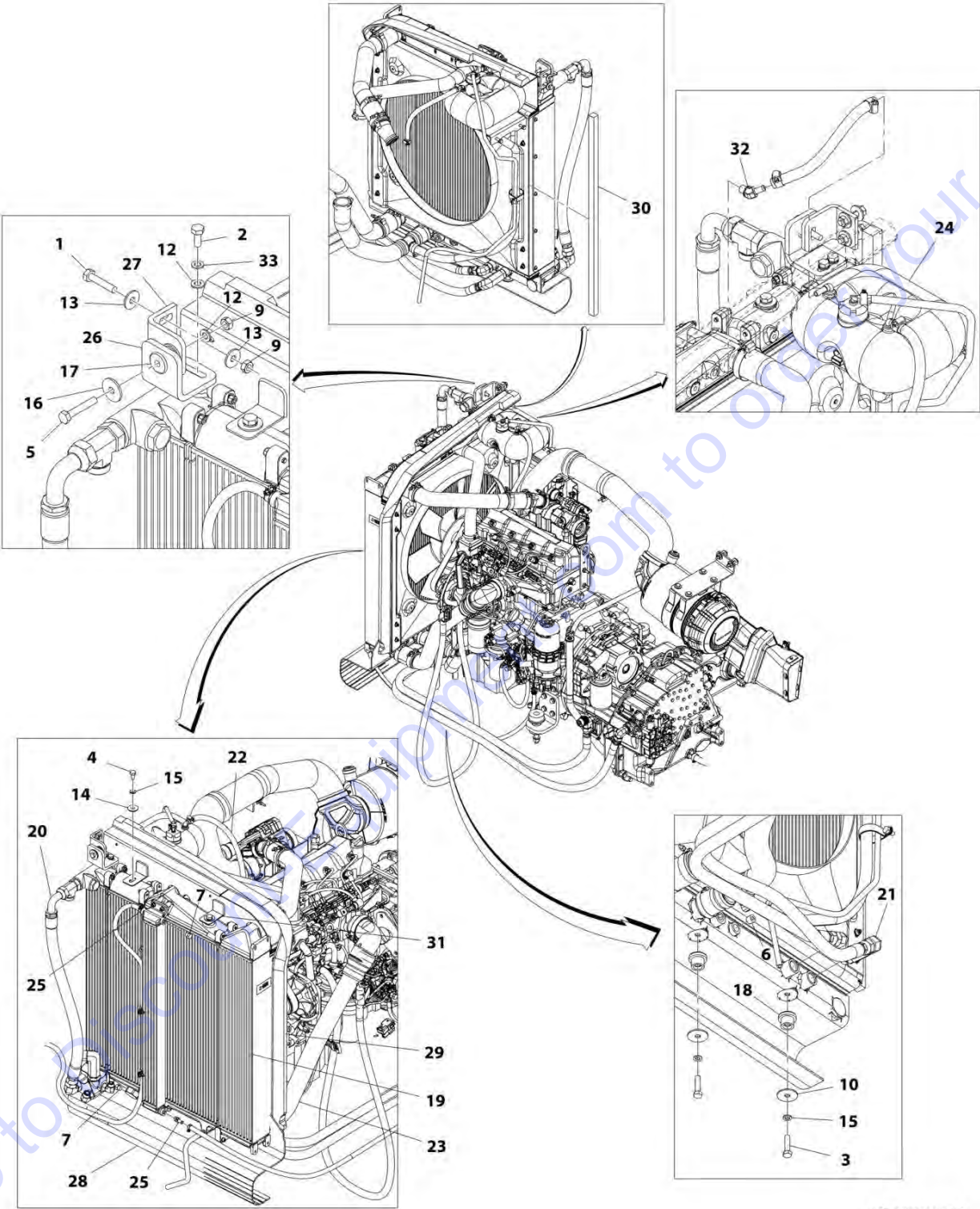
## SECTION 4 - ENGINE AND ATTACHING PARTS

**FIGURE 4-23. COOLING PACKAGE INSTALLATION (ULS)**

ITEM	PART NUMBER	QTY	DESCRIPTION	REV
	1001160397	Ref	Cooling Package Installation (ULS)	H
1	0761012	2	Bolt, M10X25	
2	0701018	2	Bolt, M10X50	
3	0761218	2	Bolt, M12X50	
4	0701020	1	Bolt, M10X60	
5	1001174356	1	Barb, Hose	
6	2220237	2	Plug	
8	3291001	3	Nut, M10X1.5 Grade 8	
9	4740274	4	Washer	
11	4812000	3	Washer, M10	
12	4812002	4	Washer, M10	
13	1001155540	2	Washer	
14	8278020	1	Mount	
15	1001114803	2	Mount	
16	1001159347	Ref	Radiator Cooling Package (See Separate Breakdown in this Section)	
17	1001163082	Ref	Installation, HOC Lines (See Separate Breakdown in this Section)	
18	1001163245	Ref	Installation, Coolant Lines (ULS) (See Separate Breakdown in this Section)	
19	1001163246	Ref	Installation, CAC Lines (ULS) (See Separate Breakdown in this Section)	
20	1001163247	Ref	Installation, TOC Lines (See Separate Breakdown in this Section)	
21	1001167078	Ref	Installation, Surge Tank (See Separate Breakdown in this Section)	
22	1001168030	2	Barb, Hose	
23	1001169173	1	Bracket	
24	1001169174	1	Bracket	
25	1001169965	1	Panel	
26	1001173452	1	Seal, Foam Gasket	
27	1001173457	1	Seal, Foam Gasket	
28	1001173546	1	Bracket	
29	4832100	4	Washer, Lock M12	
30	0761210	2	Bolt, M12X20	
31	4812102	2	Washer, M12	
32	4832000	2	Washer, Lock M10	

SECTION 4 - ENGINE AND ATTACHING PARTS

FIGURE 4-24. COOLING PACKAGE INSTALLATION (LS)



ART\_1001160402-E

## SECTION 4 - ENGINE AND ATTACHING PARTS

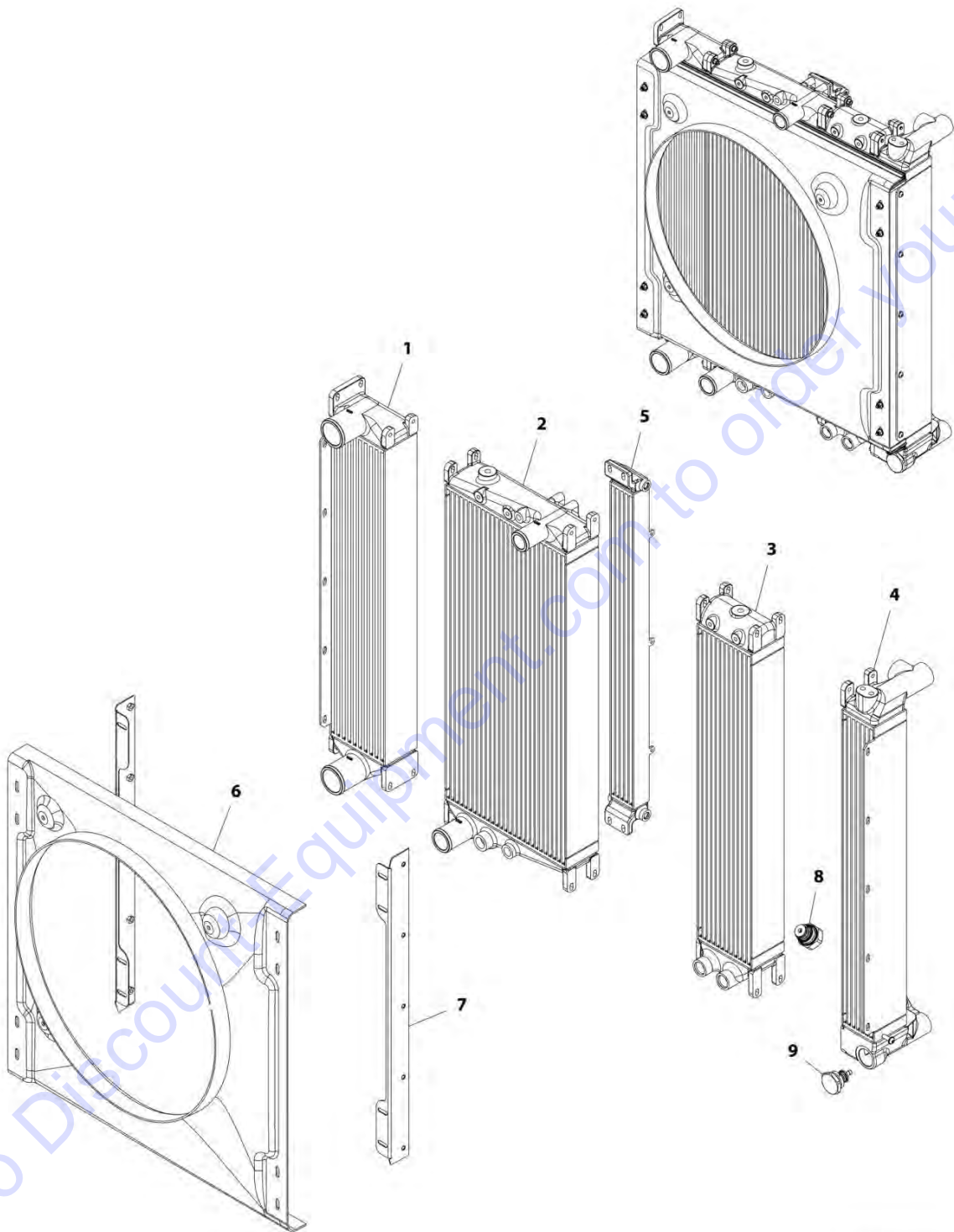
**FIGURE 4-24. COOLING PACKAGE INSTALLATION (LS)**

ITEM	PART NUMBER	QTY	DESCRIPTION	REV
	1001160402	Ref	Cooling Package Installation (LS)	E
1	0701018	2	Bolt, M10X50	
2	0761012	2	Bolt, M10X25	
3	0761218	2	Bolt, M12X50	
4	0771210	2	Bolt, M12X20 Grade 10.9	
5	0701020	1	Bolt, M10X60	
6	2200223	1	Plug	
7	2220237	2	Plug	
9	3291001	3	Nut, M10X1.5 Grade 8	
10	4740274	4	Washer	
12	4812000	3	Washer, M10	
13	4812002	4	Washer, M10	
14	4812102	2	Washer, M12	
15	4832100	4	Washer, Lock M12	
16	1001155540	2	Washer	
17	8278020	1	Mount	
18	1001114803	2	Mount	
19	1001159347	Ref	Radiator Cooling Package (See Separate Breakdown in this Section)	
20	1001163082	Ref	Installation, HOC Lines (See Separate Breakdown in this Section)	
21	1001163247	Ref	Installation, TOC Lines (See Separate Breakdown in this Section)	
22	1001163248	Ref	Installation, Coolant Lines (LS) (See Separate Breakdown in this Section)	
23	1001163249	Ref	Installation, CAC Lines (LS) (See Separate Breakdown in this Section)	
24	1001167078	Ref	Installation, Surge Tank (See Separate Breakdown in this Section)	
25	1001168030	2	Barb, Hose	
26	1001169173	1	Bracket	
27	1001169174	1	Bracket	
28	1001169965	1	Panel, Air Dam	
29	1001173452	1	Gasket	
30	1001173457	1	Gasket	
31	1001173546	1	Bracket, Air Baffle	
32	1001174356	1	Barb, Hose	
33	4832000	2	Washer, Lock M10	



SECTION 4 - ENGINE AND ATTACHING PARTS

FIGURE 4-25. RADIATOR COOLING PACKAGE



ART\_1001159347-G

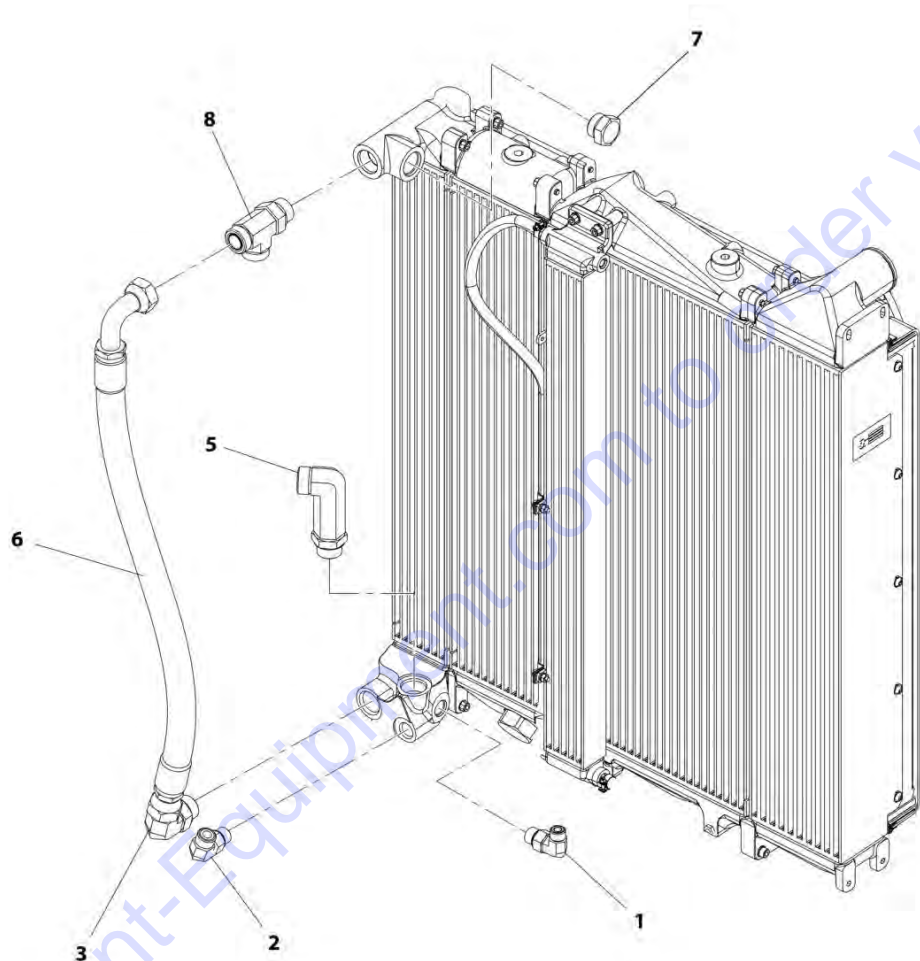
## SECTION 4 - ENGINE AND ATTACHING PARTS

FIGURE 4-25. RADIATOR COOLING PACKAGE

ITEM	PART NUMBER	QTY	DESCRIPTION	REV
	1001159347	Ref	Radiator Cooling Package	G
1	70026353	1	Cooler, Air Charge	
2	70026354	1	Radiator	
3	70026355	1	Cooler, Transmission Oil	
4	70026356	1	Cooler, Hydraulic Oil	
5	70026357	1	Cooler, Fuel	
6	70026358	1	Shroud	
7	70026359	2	Bracket, Shroud Mounting	
8	70026082	1	Valve, Bypass	
9	70026360	1	Valve, Bypass	

SECTION 4 - ENGINE AND ATTACHING PARTS

FIGURE 4-26. HOC LINES INSTALLATION



ART\_1001163082-C

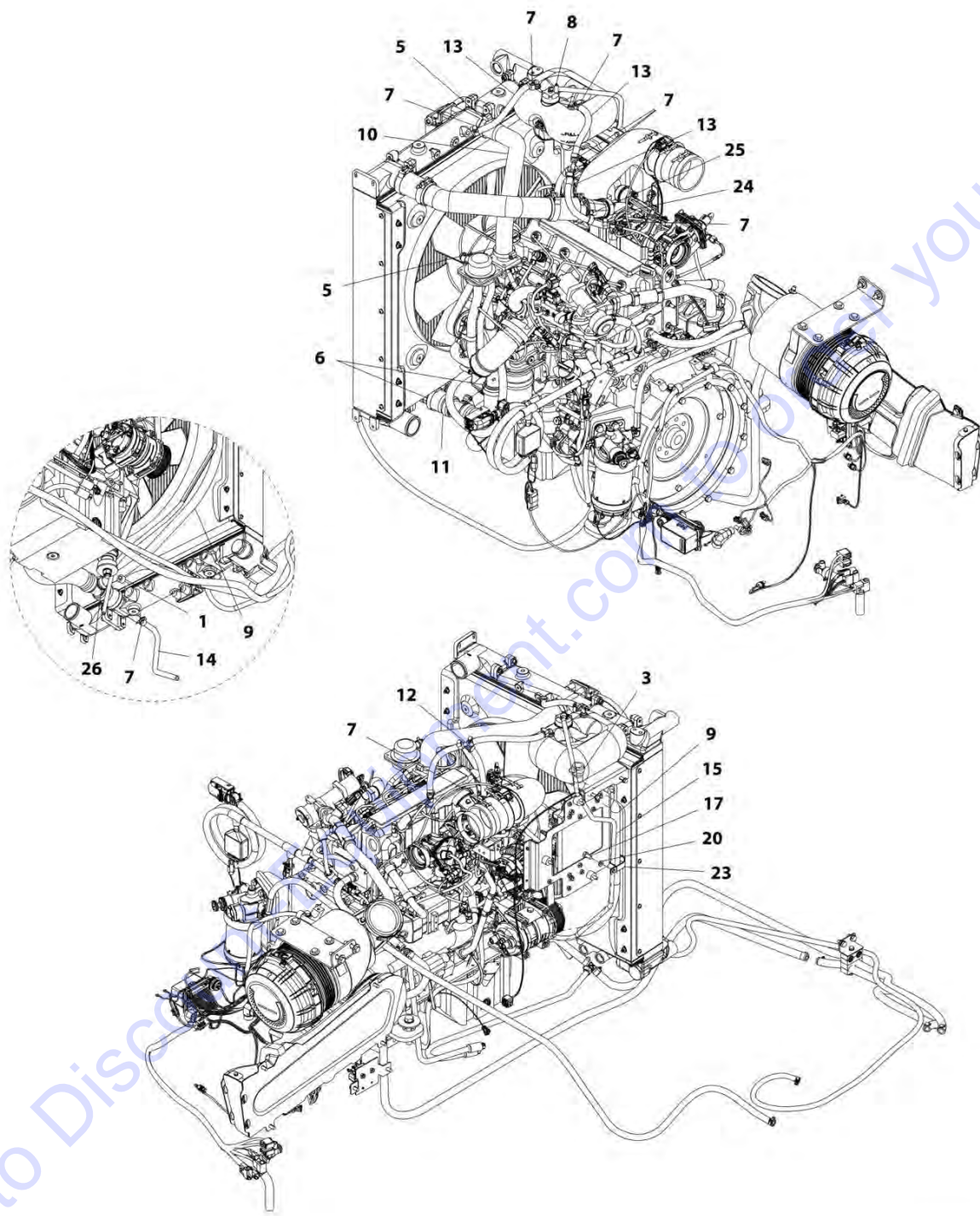
## SECTION 4 - ENGINE AND ATTACHING PARTS

FIGURE 4-26. HOC LINES INSTALLATION

ITEM	PART NUMBER	QTY	DESCRIPTION	REV
	1001163082	Ref	HOC Lines Installation	C
1	2130810	1	Fitting, ORFS	
2	2131010	1	Fitting, ORFS	
3	2131616	1	Fitting, ORFS	
5	2170216	1	Fitting, ORFS	
6	1001163723	1	Hose	
7	2220242	1	Fitting	
8	2170316	1	Fitting, Tee ORFS	

SECTION 4 - ENGINE AND ATTACHING PARTS

FIGURE 4-27. COOLANT LINES INSTALLATION (ULS)



ART\_1001163245-I

## SECTION 4 - ENGINE AND ATTACHING PARTS

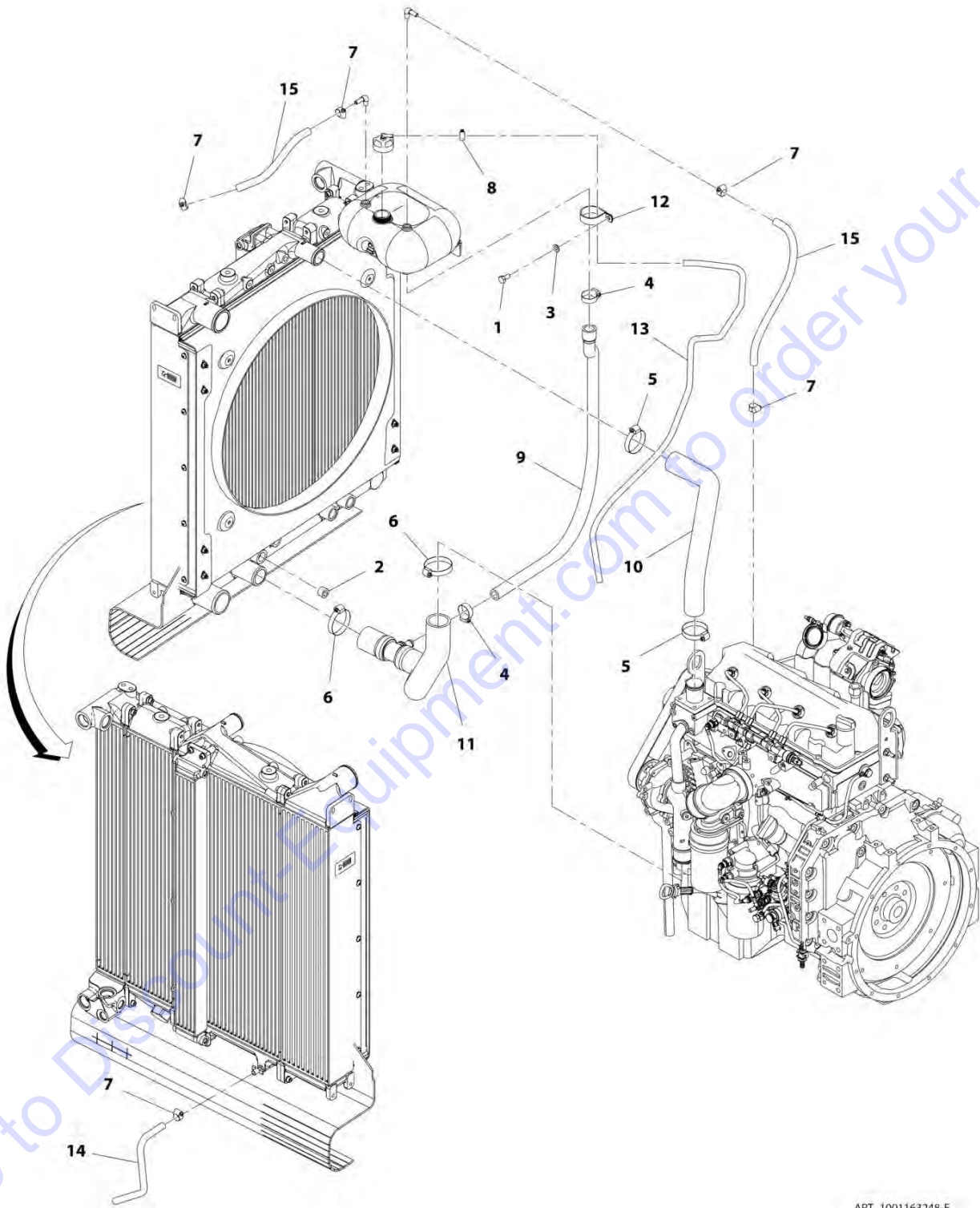
**FIGURE 4-27. COOLANT LINES INSTALLATION (ULS)**

ITEM	PART NUMBER	QTY	DESCRIPTION	REV
	1001163245	Ref	Coolant Lines Installation (ULS)	I
1	2200224	1	Plug	
3	8405101	AR	Clamp, Gear	
5	8405201	2	Clamp, Gear	
6	8405202	2	Clamp, Gear	
7	8410013	9	Clamp, Gear	
8	8405009	1	Clamp, Gear	
9	1001182011	1	Hose	
10	1001166430	1	Pipe	
11	1001182012	1	Hose	
12	1001172953	1	Pipe, Tee	
13	1001181625	1042 mm	Hose	
14	1001180553	370 mm	Hose	
15	1001180542	1680 mm	Hose	
17	0761010	1	Bolt, M10X20	
20	4812000	1	Washer, M10	
23	1001097588	1	Clamp	
24	8410019	1	Clamp, 7/8	
25	0760605	1	Bolt, 6X10	
26	8405007	1	Clamp (SN 0160089431 to Present)	



SECTION 4 - ENGINE AND ATTACHING PARTS

FIGURE 4-28. COOLANT LINES INSTALLATION (LS)



ART\_1001163248-E

## SECTION 4 - ENGINE AND ATTACHING PARTS

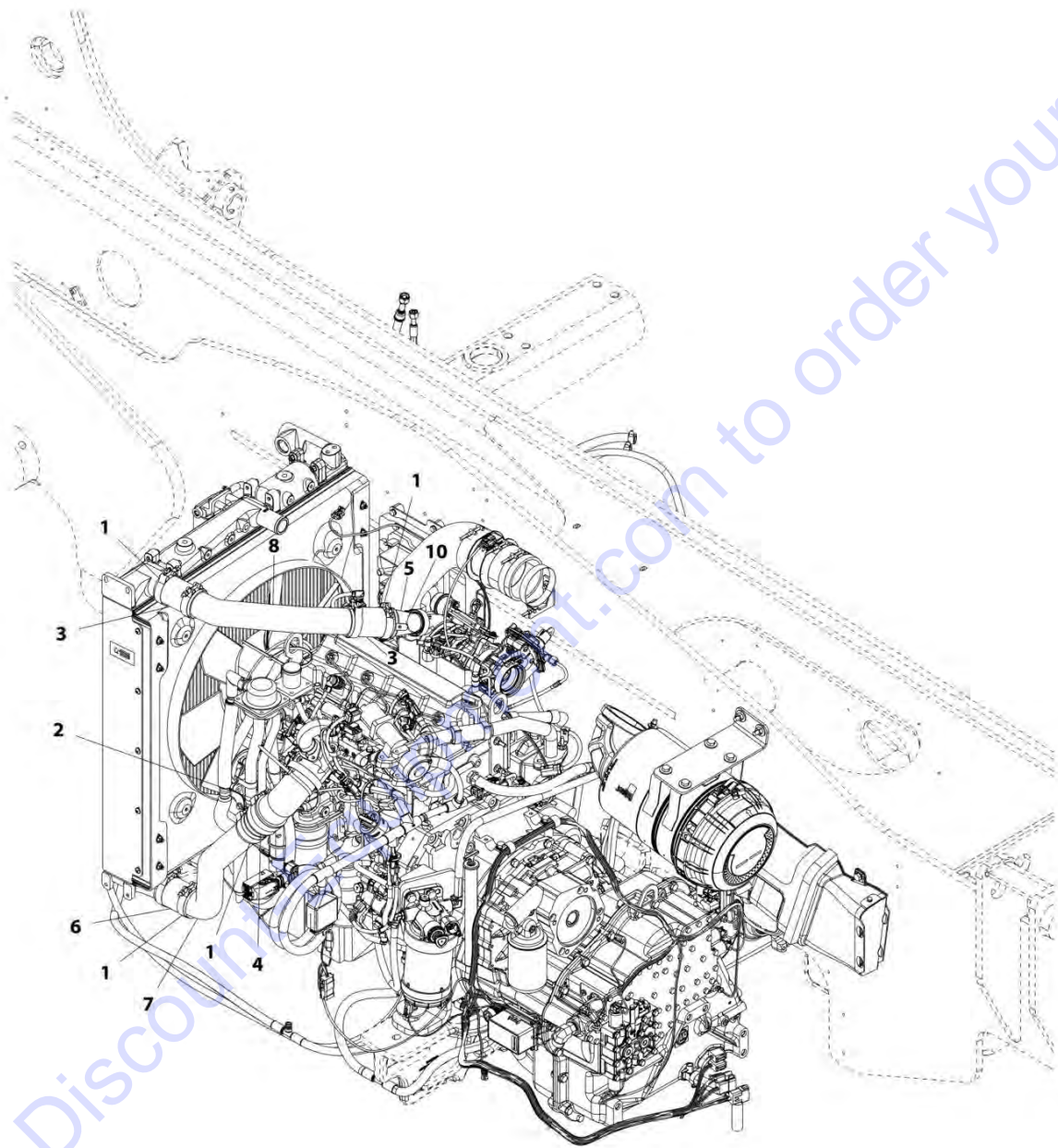
**FIGURE 4-28. COOLANT LINES INSTALLATION (LS)**

ITEM	PART NUMBER	QTY	DESCRIPTION	REV
	1001163248	Ref	Coolant Lines Installation (LS)	E
1	0761010	1	Bolt, M10X20	
2	2200224	1	Plug	
3	4812000	1	Washer, M10	
4	8405101	2	Clamp, Gear	
5	8405201	2	Clamp, Gear	
6	8405202	2	Clamp, Gear	
7	8410013	5	Clamp, Gear	
8	8405009	1	Clamp, Gear	
9	1001182011	1	Hose	
10	1001166430	1	Pipe	
11	1001182012	1	Hose	
12	1001097588	1	Clamp	
13	1001180542	1680 mm	Hose	
14	1001180553	369 mm	Hose	
15	1001181625	711 mm	Hose	



SECTION 4 - ENGINE AND ATTACHING PARTS

FIGURE 4-29. CAC LINES INSTALLATION (ULS)



ART\_1001163246-F

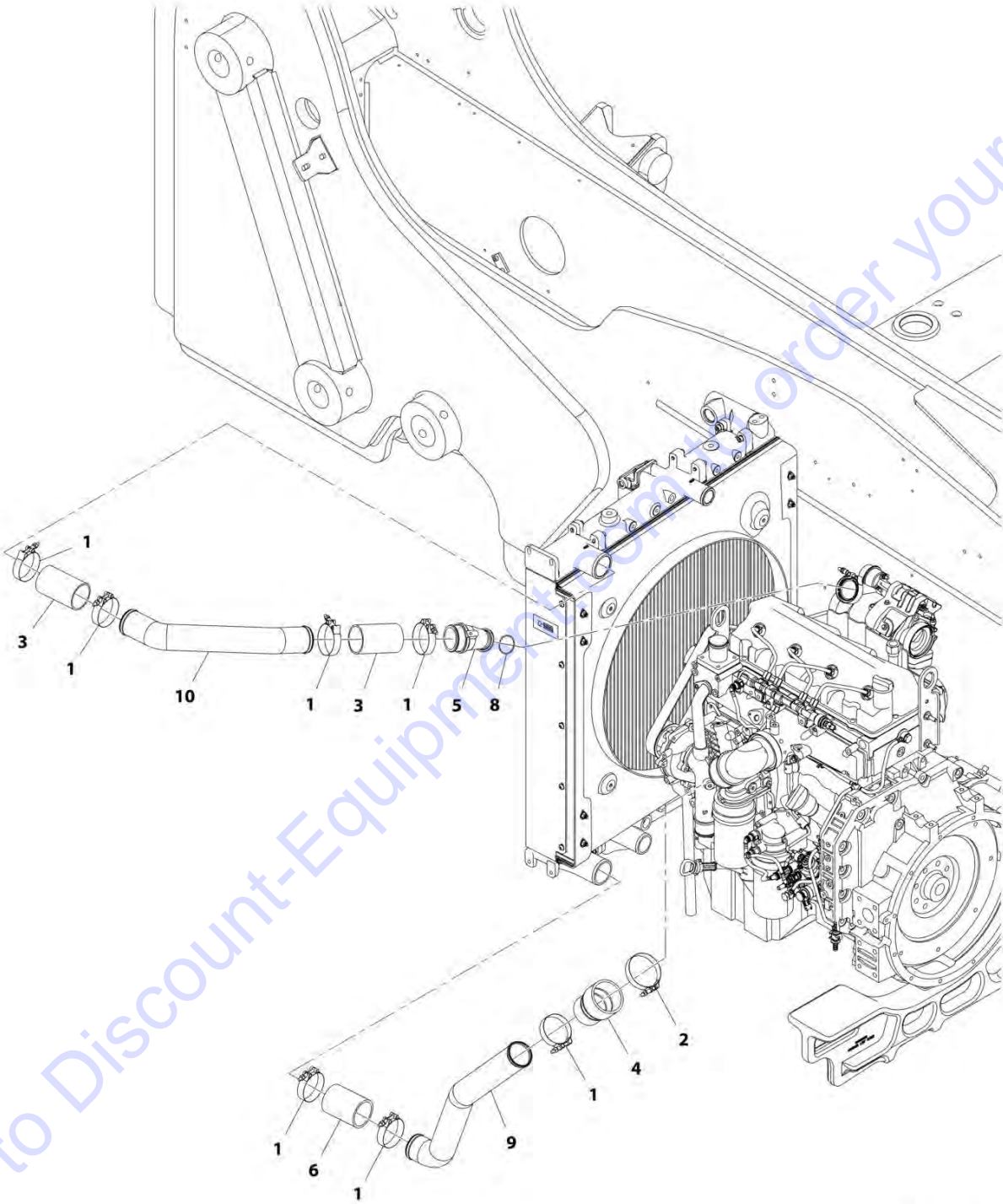
## SECTION 4 - ENGINE AND ATTACHING PARTS

FIGURE 4-29. CAC LINES INSTALLATION (ULS)

ITEM	PART NUMBER	QTY	DESCRIPTION	REV
	1001163246	Ref	CAC Lines Installation (ULS)	F
1	8405212	7	Clamp, T-Bolt	
2	8405305	1	Clamp, T-Bolt	
3	1001114495	2	Hose	
4	1001138348	1	Hose	
5	1001161920	1	Adapter Mech	
6	1001166416	1	Hose	
7	1001166925	1	Pipe	
8	1001166993	1	Pipe	
10	1001172591	1	O-Ring	

SECTION 4 - ENGINE AND ATTACHING PARTS

FIGURE 4-30. CAC LINES INSTALLATION (LS)



ART\_1001163249-C

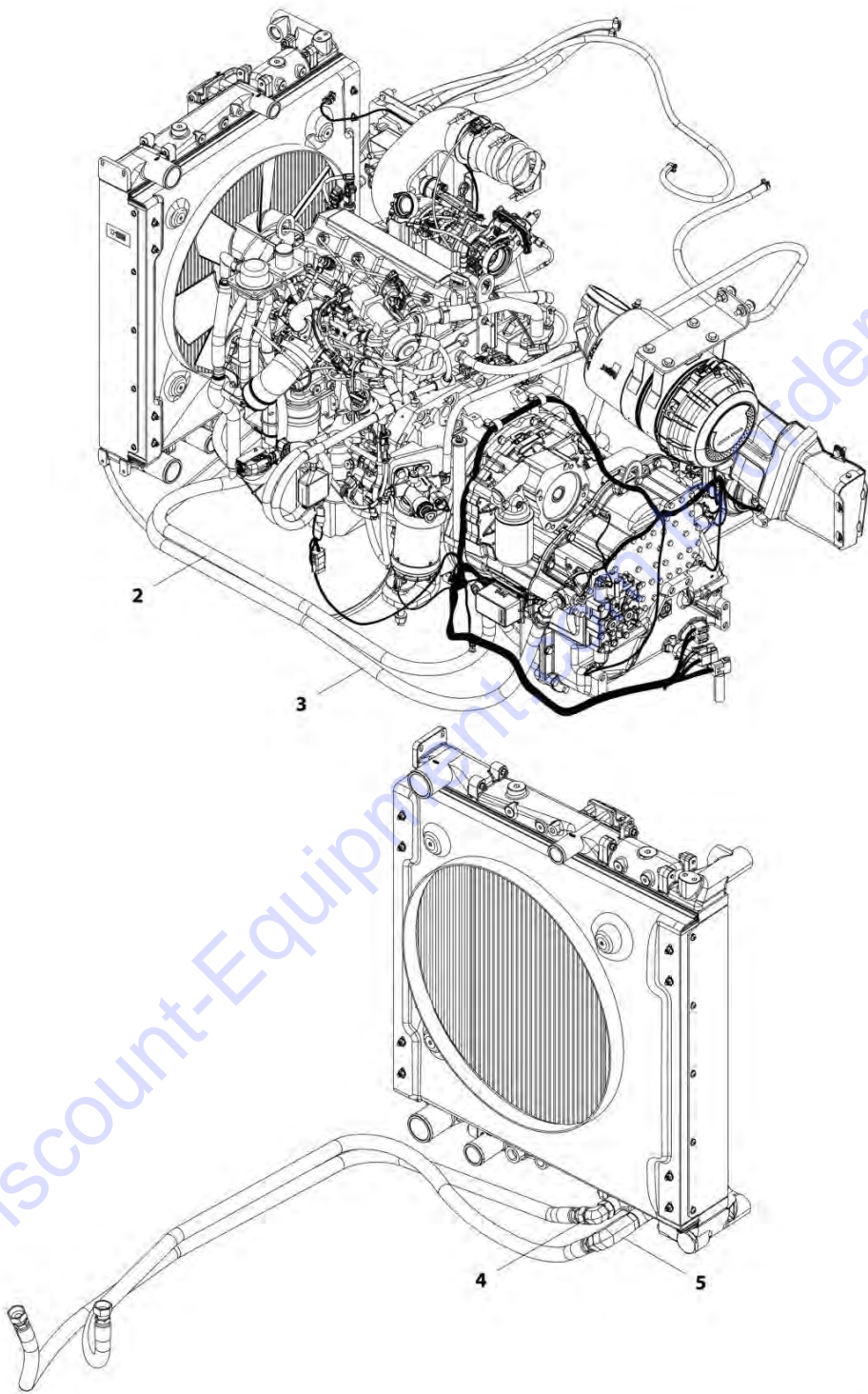
## SECTION 4 - ENGINE AND ATTACHING PARTS

**FIGURE 4-30. CAC LINES INSTALLATION (LS)**

ITEM	PART NUMBER	QTY	DESCRIPTION	REV
	1001163249	Ref	CAC Lines Installation (LS)	C
1	8405212	7	Clamp, T-Bolt	
2	8405305	1	Clamp, T-Bolt	
3	1001114495	2	Hose	
4	1001138348	1	Hose	
5	1001161920	1	Adapter Mech	
6	1001166416	1	Hose	
8	1001172591	1	O-Ring	
9	1001174832	1	Pipe	
10	1001179376	1	Pipe	

SECTION 4 - ENGINE AND ATTACHING PARTS

FIGURE 4-31. TOC LINES INSTALLATION



ART\_T001163247-C

## SECTION 4 - ENGINE AND ATTACHING PARTS

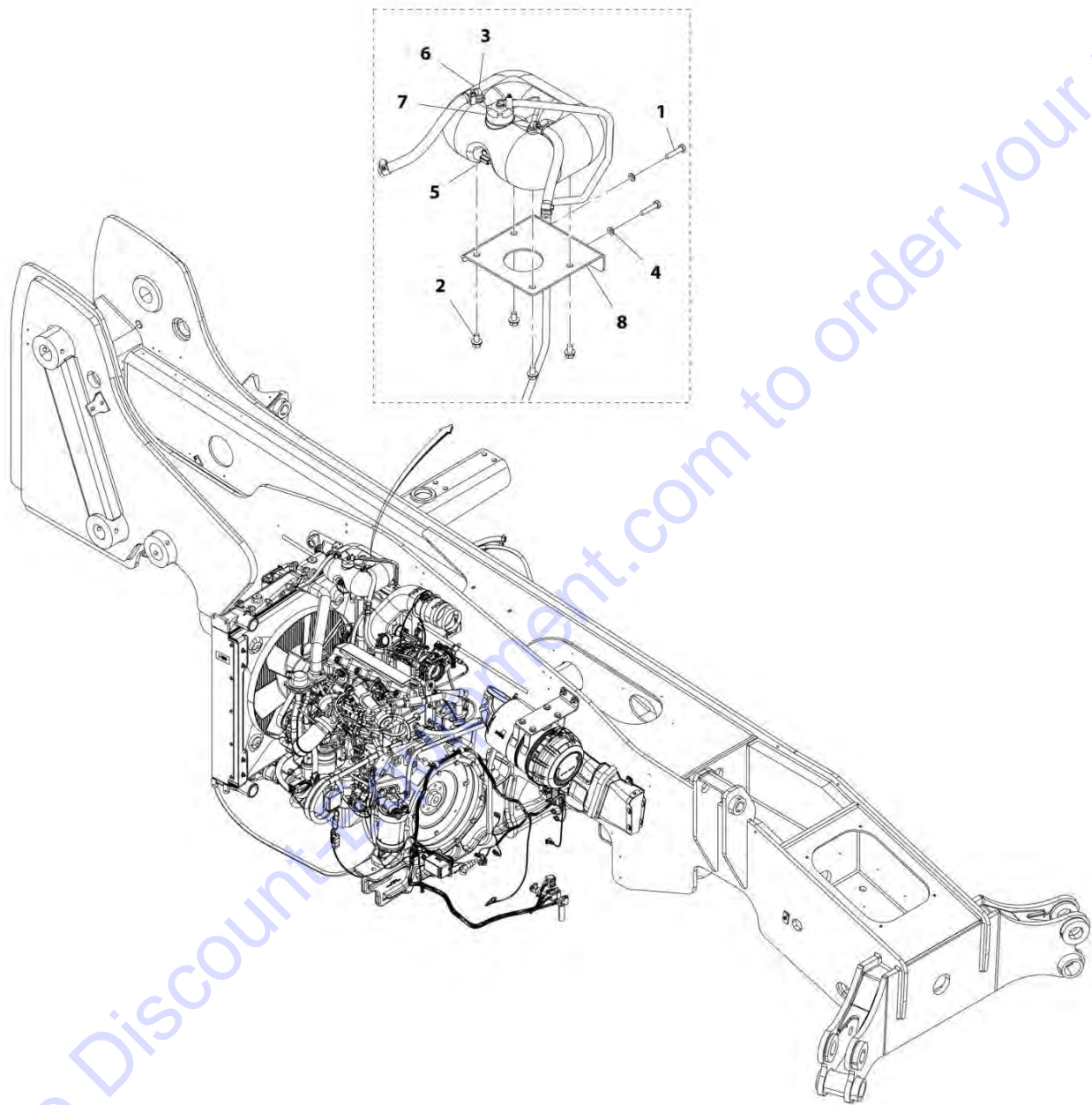
FIGURE 4-31. TOC LINES INSTALLATION

ITEM	PART NUMBER	QTY	DESCRIPTION	REV
	1001163247	Ref	TOC Lines Installation	C
2	1001169207	1	Hose	
3	1001169393	1	Hose	
4	2131212	1	Fitting, 90 ORFS	
5	2170212	1	Fitting, 90 ORFS	



SECTION 4 - ENGINE AND ATTACHING PARTS

FIGURE 4-32. SURGE TANK INSTALLATION



ART\_1001167078-E

## SECTION 4 - ENGINE AND ATTACHING PARTS

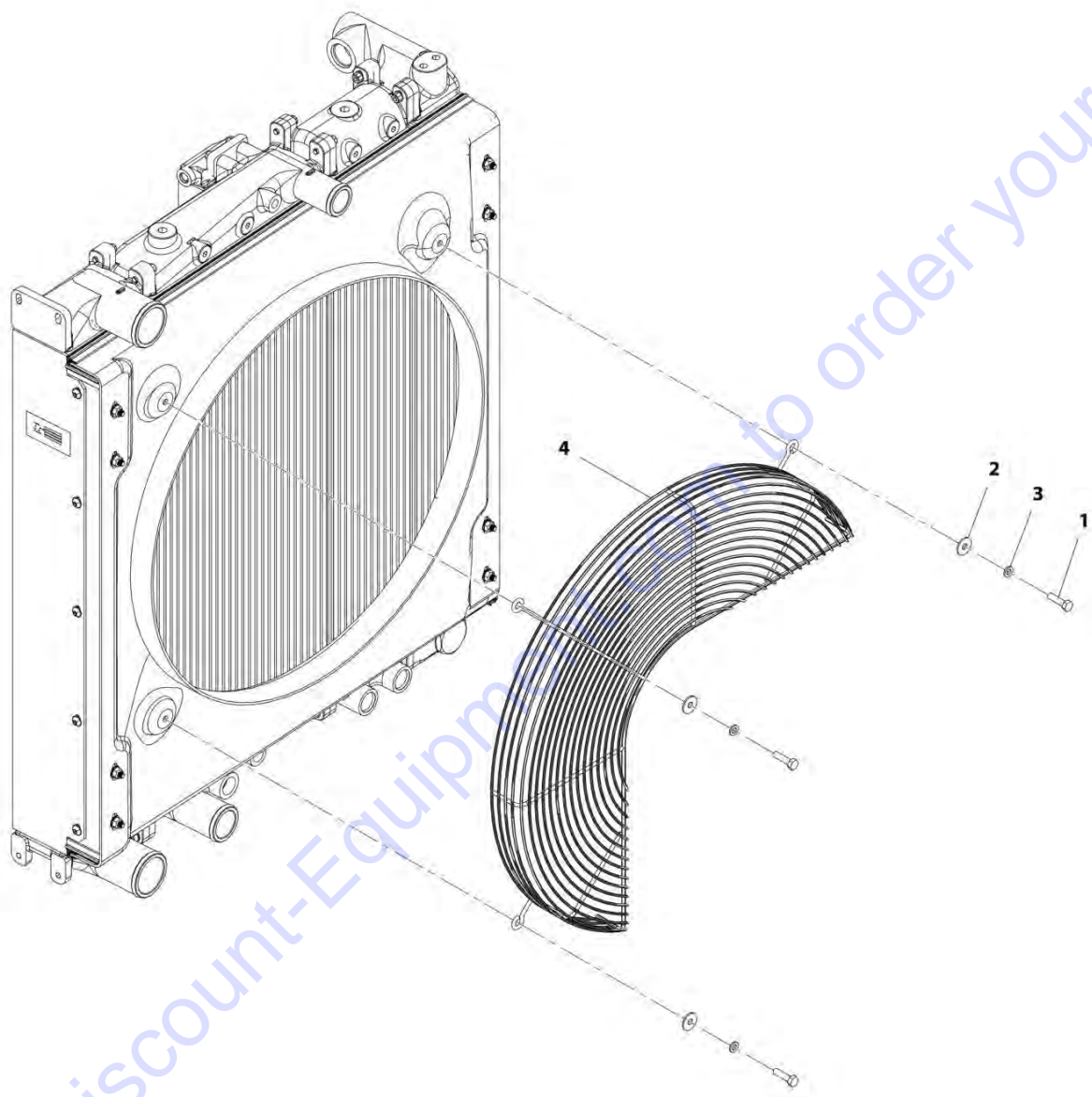
FIGURE 4-32. SURGE TANK INSTALLATION

ITEM	PART NUMBER	QTY	DESCRIPTION	REV
	1001167078	Ref	Surge Tank Installation	E
1	0700816	2	Bolt, M8X40	
2	0791605	4	Bolt, M3/8-16X5/8	
3	2180467	2	Fitting	
4	4811900	2	Washer, M8	
5	1001121955	1	Sensor, Coolant Level	
6	1001128144	1	Tank, Coolant	
7	1001128341	1	Cap	
8	1001163637	1	Bracket, Coolant Tank	



SECTION 4 - ENGINE AND ATTACHING PARTS

FIGURE 4-33. FAN GUARD INSTALLATION



ART\_1001160420-D

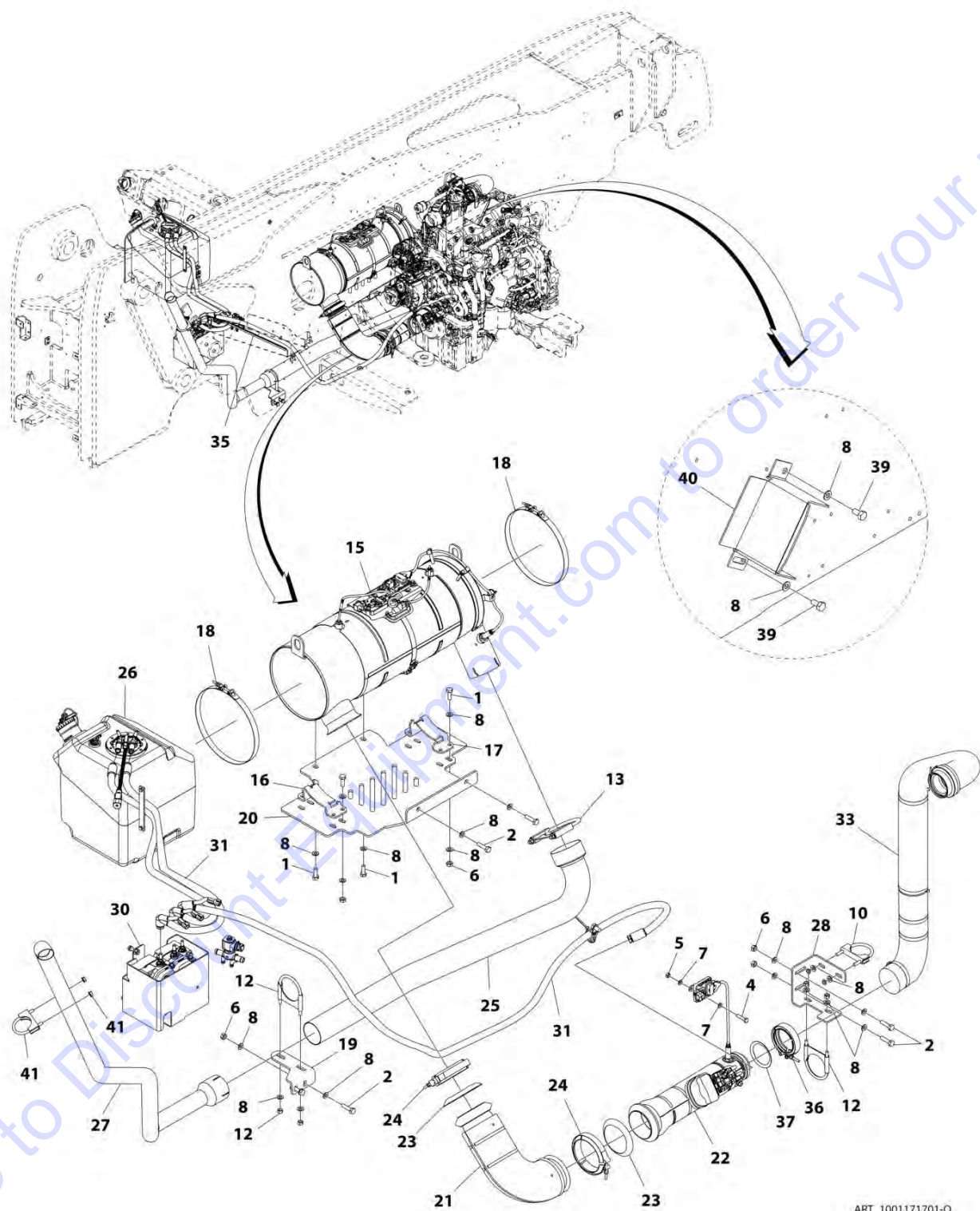
## SECTION 4 - ENGINE AND ATTACHING PARTS

FIGURE 4-33. FAN GUARD INSTALLATION

ITEM	PART NUMBER	QTY	DESCRIPTION	REV
	1001160420	Ref	Fan Guard Installation	D
1	0700814	3	Bolt, M8X30	
2	4811902	3	Washer, M8	
3	4831900	3	Washer, Lock M8	
4	1001167186	1	Grill	

SECTION 4 - ENGINE AND ATTACHING PARTS

FIGURE 4-34. EXHAUST INSTALLATION (ULS)



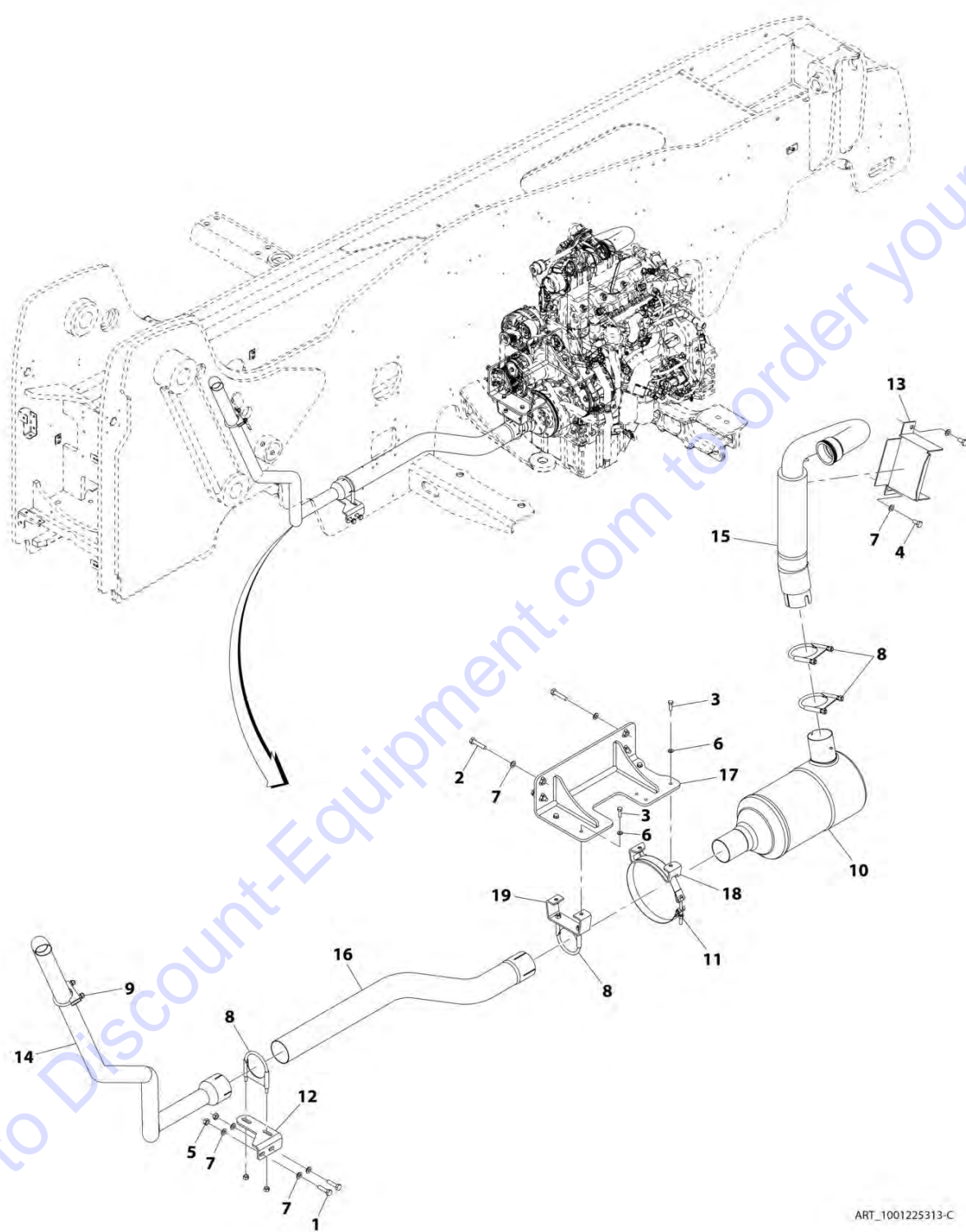
## SECTION 4 - ENGINE AND ATTACHING PARTS

**FIGURE 4-34. EXHAUST INSTALLATION (ULS)**

ITEM	PART NUMBER	QTY	DESCRIPTION	REV
	1001171701	1	Exhaust Installation (ULS)	O
1	0701014	10	Bolt, M10X30	
2	0701016	6	Bolt, M10X40	
4	0760815	2	Bolt, M8X35	
5	3290801	2	Nut, M8X1.25	
6	3291001	12	Nut, M10X1.5	
7	4811900	4	Washer, M8	
8	4812000	36	Washer, M10	
10	8275212	1	Clamp	
12	24921332	2	Clamp	
13	86883127	1	Clamp	
15	1001155261	1	Muffler	
16	1001159881	1	Bracket	
17	1001159882	1	Bracket	
18	1001176945	2	Strap	
19	1001162281	1	Support	
20	1001162597	1	Bracket	
21	1001163546	1	Pipe	
22	1001164404	1	Tube, Decomposition Reactor	
23	1001164837	2	Gasket	
24	1001164838	2	Clamp	
25	1001168560	1	Pipe	
26	1001168638	Ref	Installation, DEF Tank (See Separate Breakdown in this Section)	
27	1001171363	NLA	Pipe, (No longer available, use 1001204144 for replacement)	
27	1001204144	1	Pipe	
28	1001183836	1	Bracket	
29	1001173626	NLA	Pipe, (not shown) (No longer available, use 1001204144 for replacement)	
30	1001174271	Ref	Installation, DEF Pump and Control (See Separate Breakdown in this Section)	
31	1001163253	Ref	Installation, DEF Pump Lines (See Separate Breakdown in this Section)	
33	1001183759	1	Pipe	
35	90206195	490 mm	Trim-Lock	
36	1001167167	1	Clamp	
37	1001167168	1	Seal	
39	0761010	2	Bolt, M10X20	
40	1001179206	1	Bracket	
41	86683211	1	Clamp	

SECTION 4 - ENGINE AND ATTACHING PARTS

FIGURE 4-35. EXHAUST INSTALLATION



ART\_1001225313-C

## SECTION 4 - ENGINE AND ATTACHING PARTS

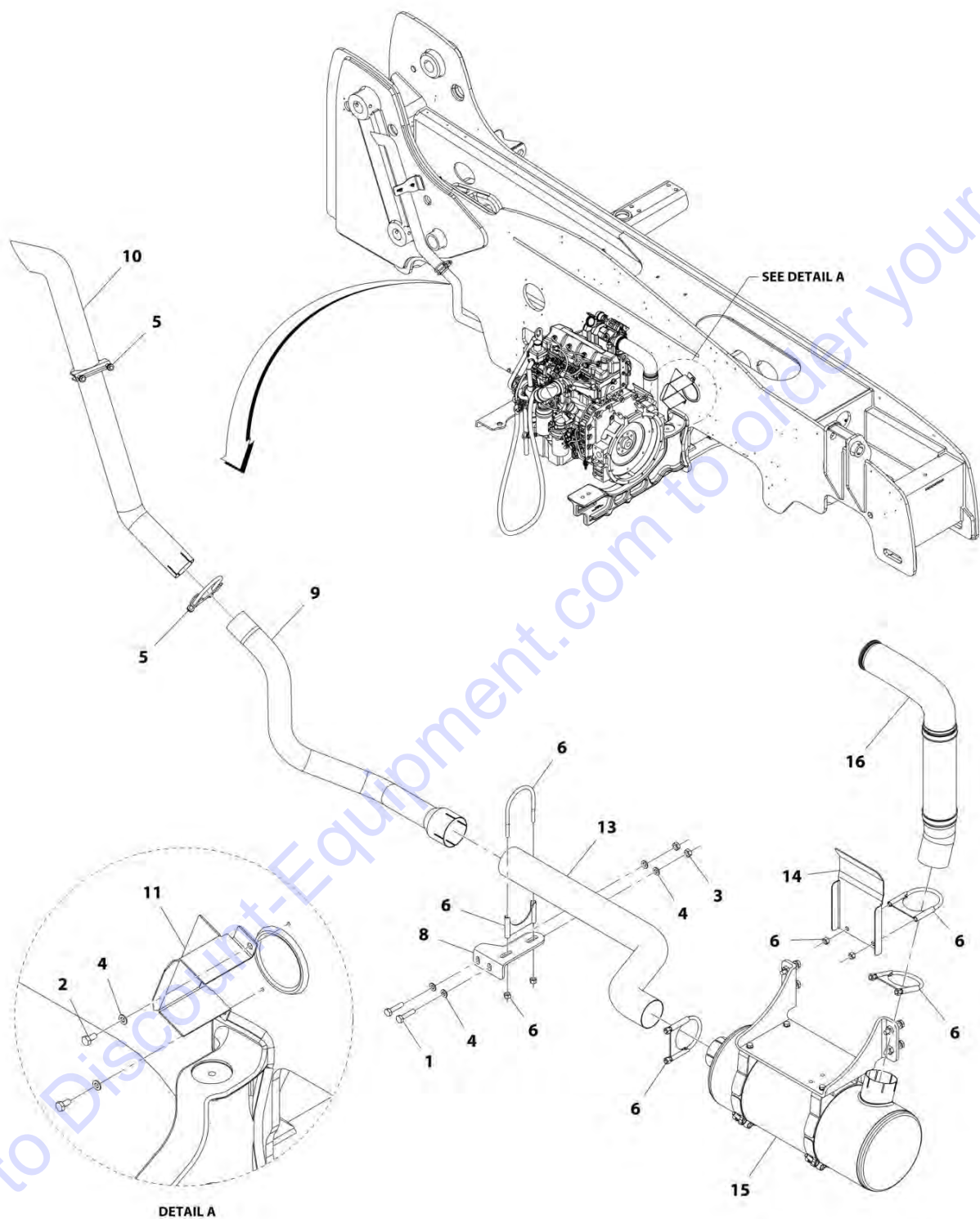
**FIGURE 4-35. EXHAUST INSTALLATION**

ITEM	PART NUMBER	QTY	DESCRIPTION	REV
	1001225313	Ref	Exhaust Installation (74HP) (ULS)	C
1	0701016	2	Bolt, M10X40	
2	0701018	4	Bolt, M10X50	
3	0760812	4	Bolt, M8X25	
4	0761010	2	Screw, M10X20	
5	3291001	2	Nut, M10X1.5	
6	4811900	4	Washer, M8	
7	4812000	10	Washer, M10	
8	24921332	4	Clamp	
9	86683211	1	Clamp	
10	1001128714	1	Muffler	
11	1001128901	1	Strap	
12	1001162281	1	Support	
13	1001228516	1	Bracket	
14	1001204144	1	Pipe	
15	1001224030	1	Pipe	
16	1001224031	1	Pipe	
17	1001227234	1	Bracket	
18	1001225126	1	Bracket	
19	1001225402	1	Bracket	



SECTION 4 - ENGINE AND ATTACHING PARTS

FIGURE 4-36. EXHAUST INSTALLATION (LS)



## SECTION 4 - ENGINE AND ATTACHING PARTS

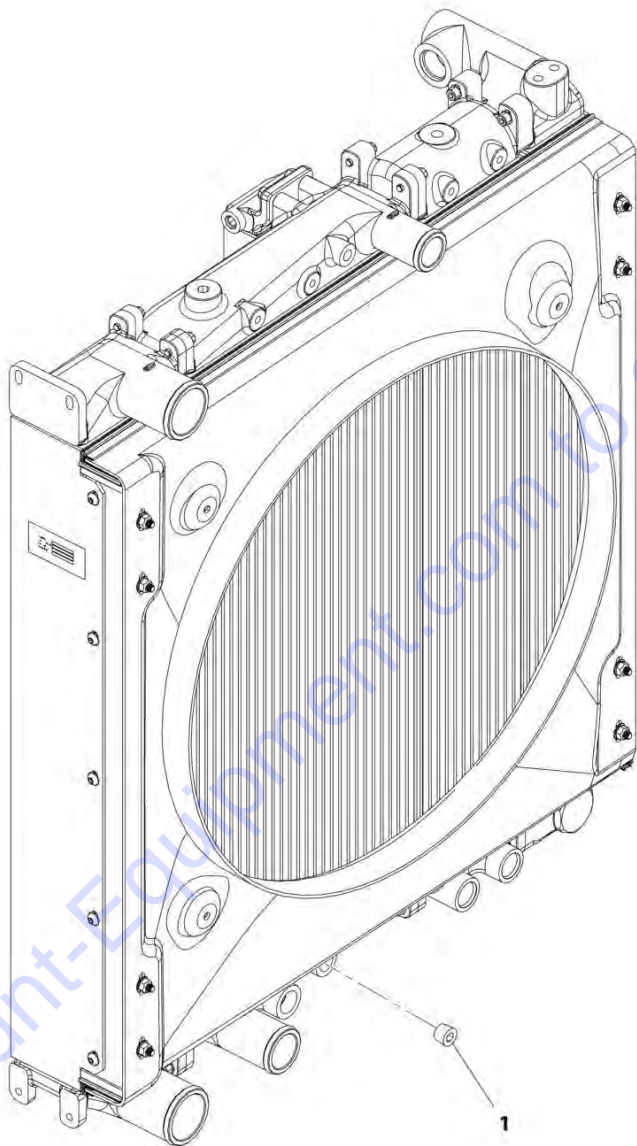
**FIGURE 4-36. EXHAUST INSTALLATION (LS)**

ITEM	PART NUMBER	QTY	DESCRIPTION	REV
	1001169850	Ref	Exhaust Installation (LS)	E
1	0701017	2	Bolt, M10X45	
2	0761010	2	Bolt, M10X20	
3	3291001	2	Nut, M10X1.5	
4	4812000	6	Washer, M10	
5	8275212	2	Clamp, Exhaust	
6	24921332	4	Clamp, Exhaust	
8	1001162281	1	Bracket, Exhaust	
9	1001208186	1	Pipe, Exhaust	
10	1001173626	1	Pipe, Exhaust	
11	1001179206	1	Bracket, Heat Shield	
13	1001179972	1	Pipe, Exhaust	
14	1001181815	1	Plate, Heat Shield	
15	1001179968	1	Installation, Muffler (LS) (See Separate Breakdown in this Section)	
16	1001191348	1	Pipe, Exhaust Flex	



**SECTION 4 - ENGINE AND ATTACHING PARTS**

**FIGURE 4-37. ENGINE PARTS INSTALLATION (NO HEATER)**



ART\_1001163133-C

## SECTION 4 - ENGINE AND ATTACHING PARTS


FIGURE 4-37. ENGINE PARTS INSTALLATION (NO HEATER)

ITEM	PART NUMBER	QTY	DESCRIPTION	REV
1	1001163133 2200223	Ref 1	Engine Parts Installation (No Heater) Plug	C

Go to Discount-Equipment.com to order your parts

## 270

943



ART 1001163134-J

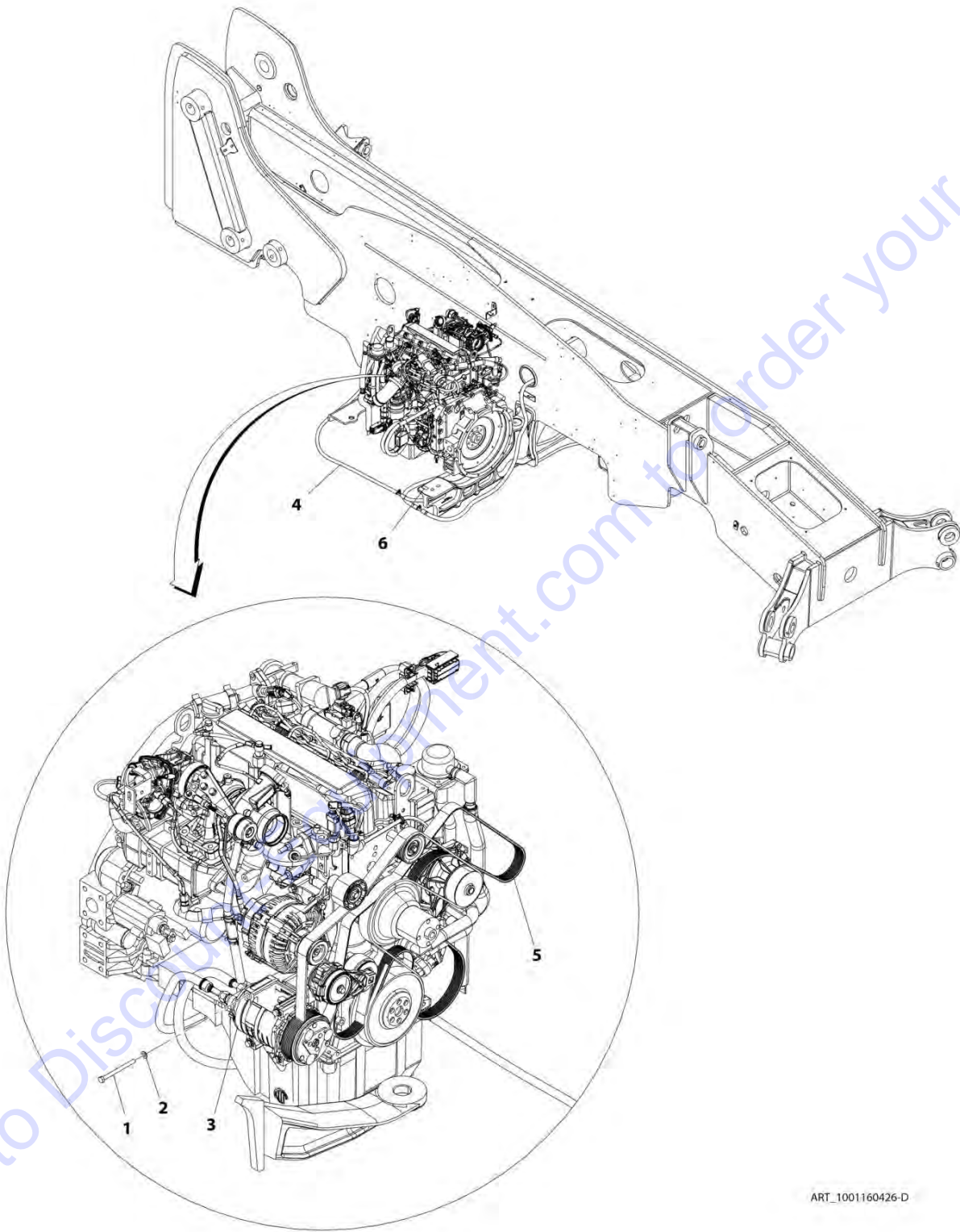
## SECTION 4 - ENGINE AND ATTACHING PARTS

**FIGURE 4-38. ENGINE PARTS INSTALLATION (HEATER)**

ITEM	PART NUMBER	QTY	DESCRIPTION	REV
	1001163134	Ref	Engine Parts Installation (Heater)	J
1	8410009	4	Clamp, Gear	
2	1001104685	2	Pipe	
3	82033995	7 m	Hose	
4	0760807	1	Bolt, M8X14	
5	4811900	1	Washer, M8	
7	1001200555	1	Bracket	
8	0700610	1	Bolt, M6X20	
9	3290601	1	Nut, M6X1	
10	4811700	1	Washer, M6	
11	4811702	1	Washer, M6	
12	8406201	1	Clip	

SECTION 4 - ENGINE AND ATTACHING PARTS

FIGURE 4-39. A/C PUMP INSTALLATION (ULS)



ART\_1001160426-D

## SECTION 4 - ENGINE AND ATTACHING PARTS

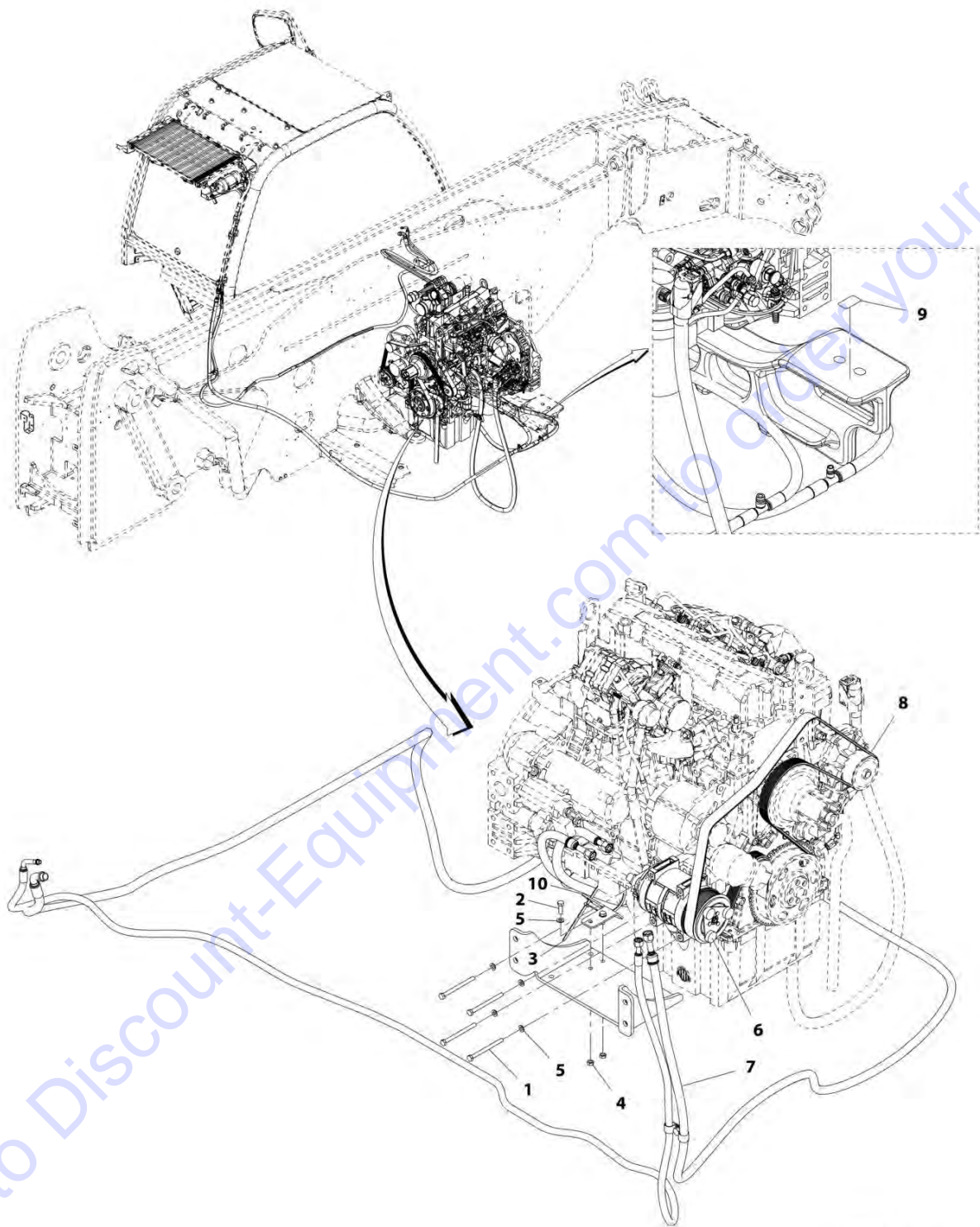
**FIGURE 4-39. A/C PUMP INSTALLATION (ULS)**

ITEM	PART NUMBER	QTY	DESCRIPTION	REV
	1001160426	Ref	A/C Pump Installation (ULS)	D
1	0700827	4	Bolt, M8X100	
2	4811900	4	Washer, M8	
3	1001157663	1	Compressor, A/C	
4	1001163254	Ref	Installation, A/C Lines (See Separate Breakdown in this Section)	
5	1001167357	1	Belt	
6	1001193026	1	Decal, A/C Refrigerant	



SECTION 4 - ENGINE AND ATTACHING PARTS

FIGURE 4-40. A/C PUMP INSTALLATION (LS)



ART\_1001206448-A

## SECTION 4 - ENGINE AND ATTACHING PARTS

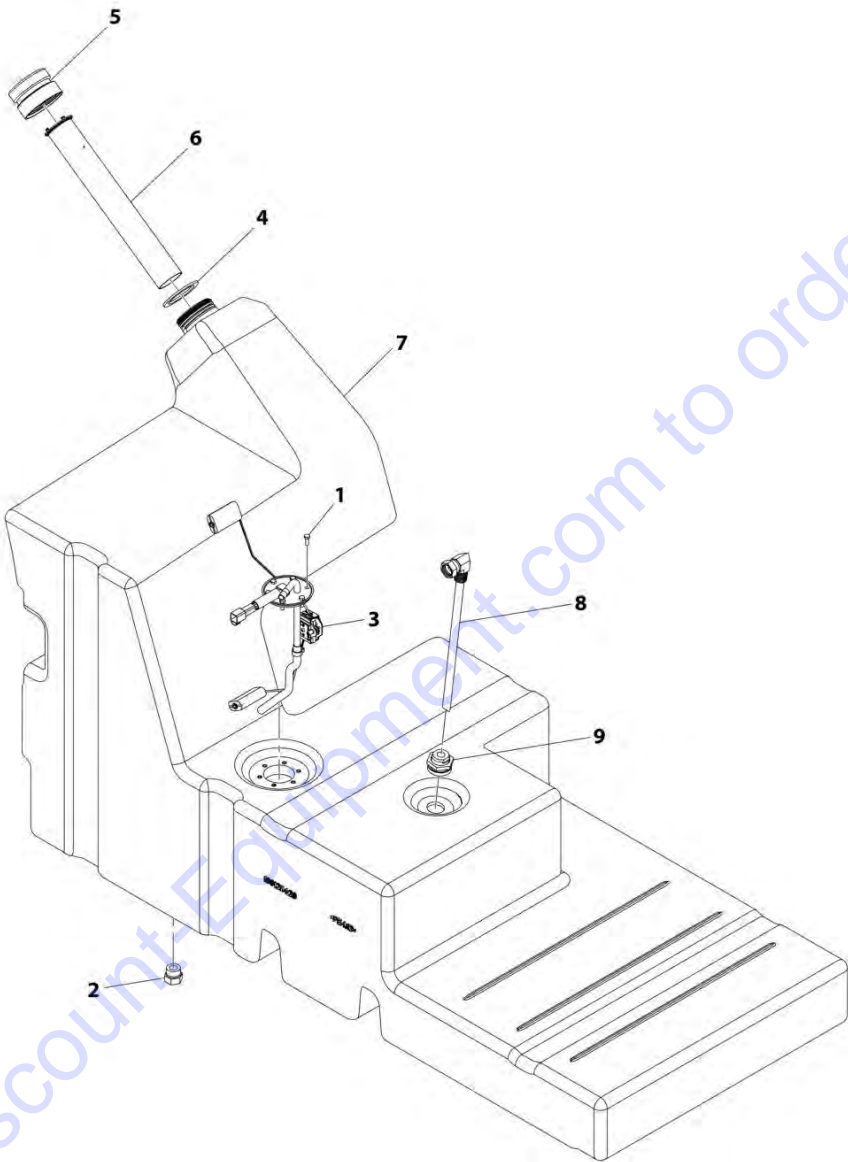
FIGURE 4-40. A/C PUMP INSTALLATION (LS)

ITEM	PART NUMBER	QTY	DESCRIPTION	REV
	1001206448	Ref	A/C Pump Installation (LS)	A
1	0700827	4	Bolt, M8X100	
2	0760812	2	Bolt, M8X25	
3	1062255	1	Strap, Tie	
4	3290801	2	Nut, M8X1.25 Grade 8	
5	4811900	6	Washer, M8	
6	1001157663	1	Compressor, A/C	
7	1001163254	1	Installation, A/C Lines (See Separate Breakdown in this Section)	
8	1001167357	1	Belt	
9	1001193026	1	Decal, A/C Refrigerant	
10	1001206332	1	Bracket	



SECTION 4 - ENGINE AND ATTACHING PARTS

FIGURE 4-41. FUEL TANK ASSEMBLY



ART\_1001211432-F

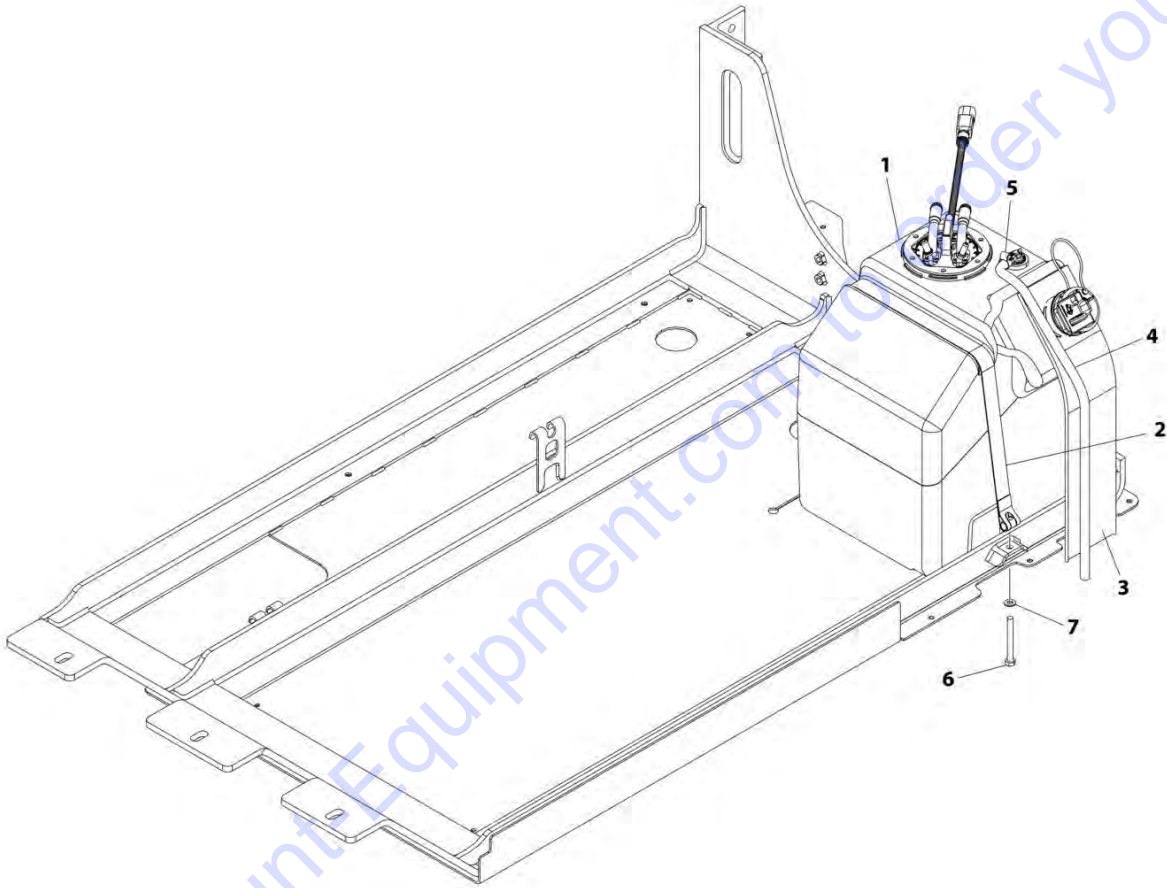
## SECTION 4 - ENGINE AND ATTACHING PARTS

**FIGURE 4-41. FUEL TANK ASSEMBLY**

ITEM	PART NUMBER	QTY	DESCRIPTION	REV
	1001211432	Ref	Fuel Tank Assembly	F
1	0760507	6	Bolt, M5X14	
2	1001003427	1	Plug	
3	1001169867	NLA	Gauge, Fuel Level (no longer available, use 1001235100 for replacement)	
3	1001235100	1	Gauge, Fuel Level	
4	1001172178	1	Gasket	
5	1001207282	1	Adapter, Tank Cap	
6	1001207557	1	Pipe, Fuel Tank Drop	
7	1001211428	1	Tank, Fuel	
8	1001211429	1	Coupling, ORFS	
9	1001211747	1	Pipe, Fuel Supply	

SECTION 4 - ENGINE AND ATTACHING PARTS

FIGURE 4-42. DEF TANK INSTALLATION



ART\_1001168638-J

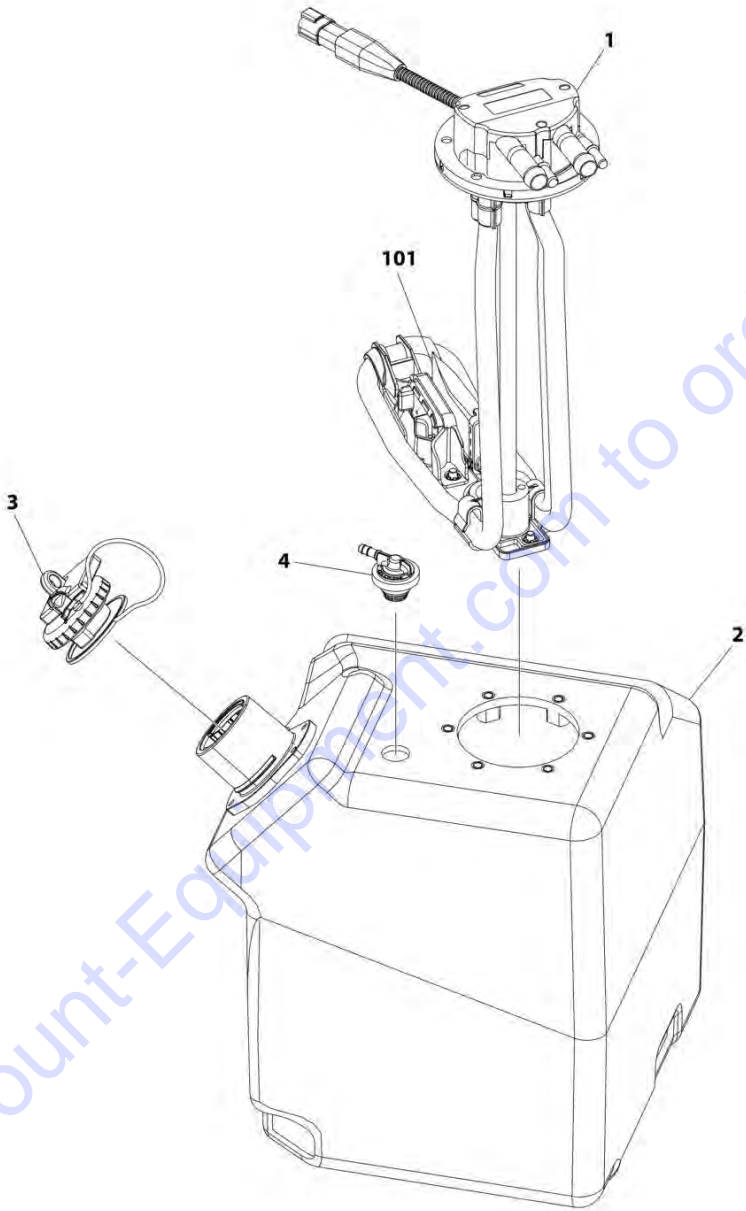
## SECTION 4 - ENGINE AND ATTACHING PARTS

FIGURE 4-42. DEF TANK INSTALLATION

ITEM	PART NUMBER	QTY	DESCRIPTION	REV
	1001168638	Ref	DEF Tank Installation	J
1	1001164966	1	Tank, DEF (See Separate Breakdown in this Section) <b>(SN 0160084858 through 0160089430)</b>	
1	1001230421	1	Tank, DEF (See Separate Breakdown in this Section) <b>(SN 0160089431 to Present)</b>	
2	1001178791	1	Strap, Tank	
3	1001168272	1	Sleeve	
4	1001175201	0.6 m	Hose	
5	8405009	1	Clamp, Gear	
6	0760823	1	Bolt, M8X75	
7	4811900	1	Washer, M8	

SECTION 4 - ENGINE AND ATTACHING PARTS

FIGURE 4-43. DEF TANK ASSEMBLY (SN 0160084858 through 0160089430)



ART\_1001164966-G

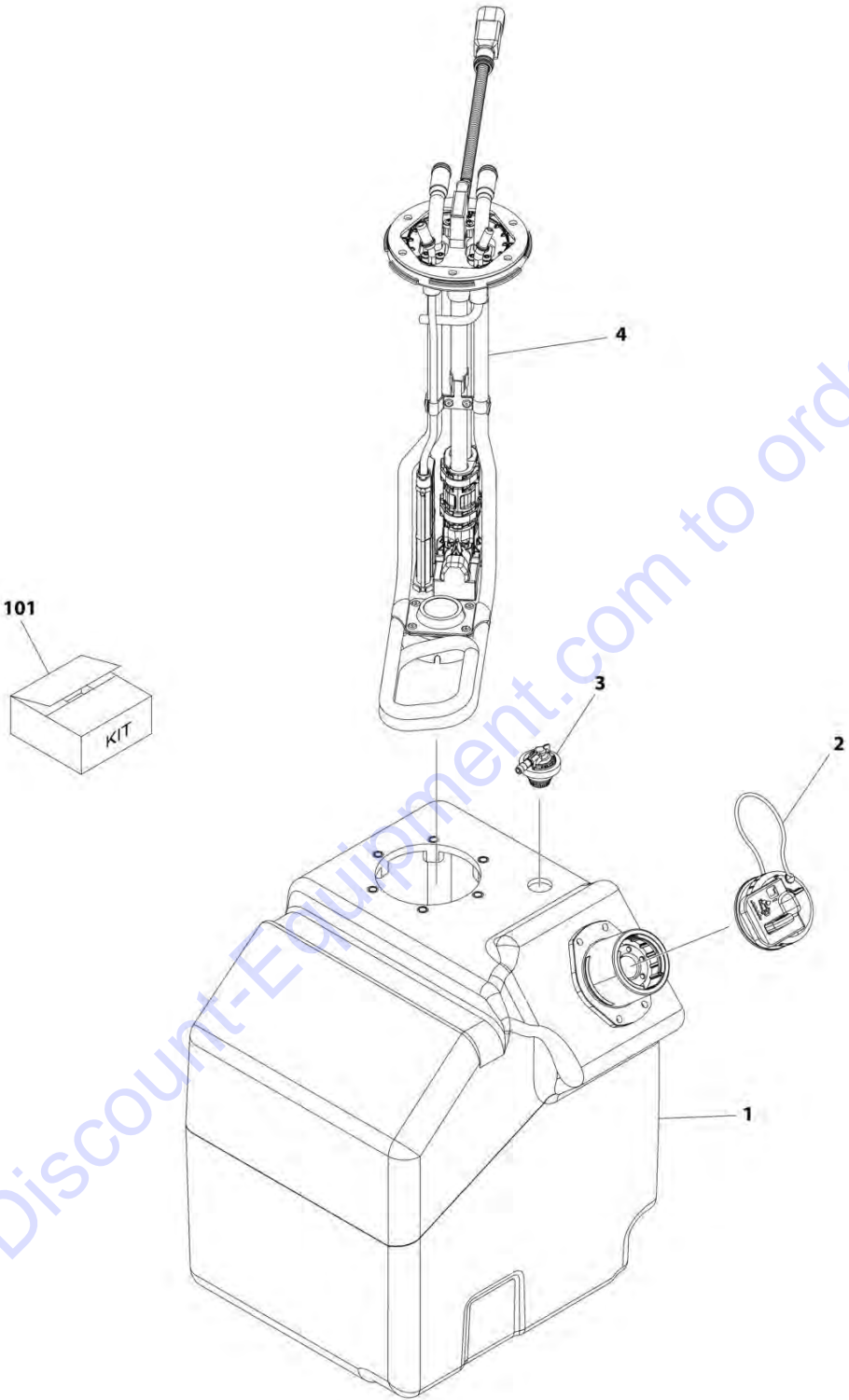
## SECTION 4 - ENGINE AND ATTACHING PARTS

**FIGURE 4-43. DEF TANK ASSEMBLY (SN 0160084858 through 0160089430)**

ITEM	PART NUMBER	QTY	DESCRIPTION	REV
	1001164966	Ref	DEF Tank Assembly	G
1	1001164964	1	Assembly, DEF Electrical (includes item 101)	
2	1001164967	1	Tank	
3	1001174795	1	Cap	
4	1001215319	1	Valve	
101	70026584	1	Filter, DEF	

SECTION 4 - ENGINE AND ATTACHING PARTS

FIGURE 4-44. DEF TANK ASSEMBLY (SN 0160089431 to Present)



ART\_1001230421-A

## SECTION 4 - ENGINE AND ATTACHING PARTS

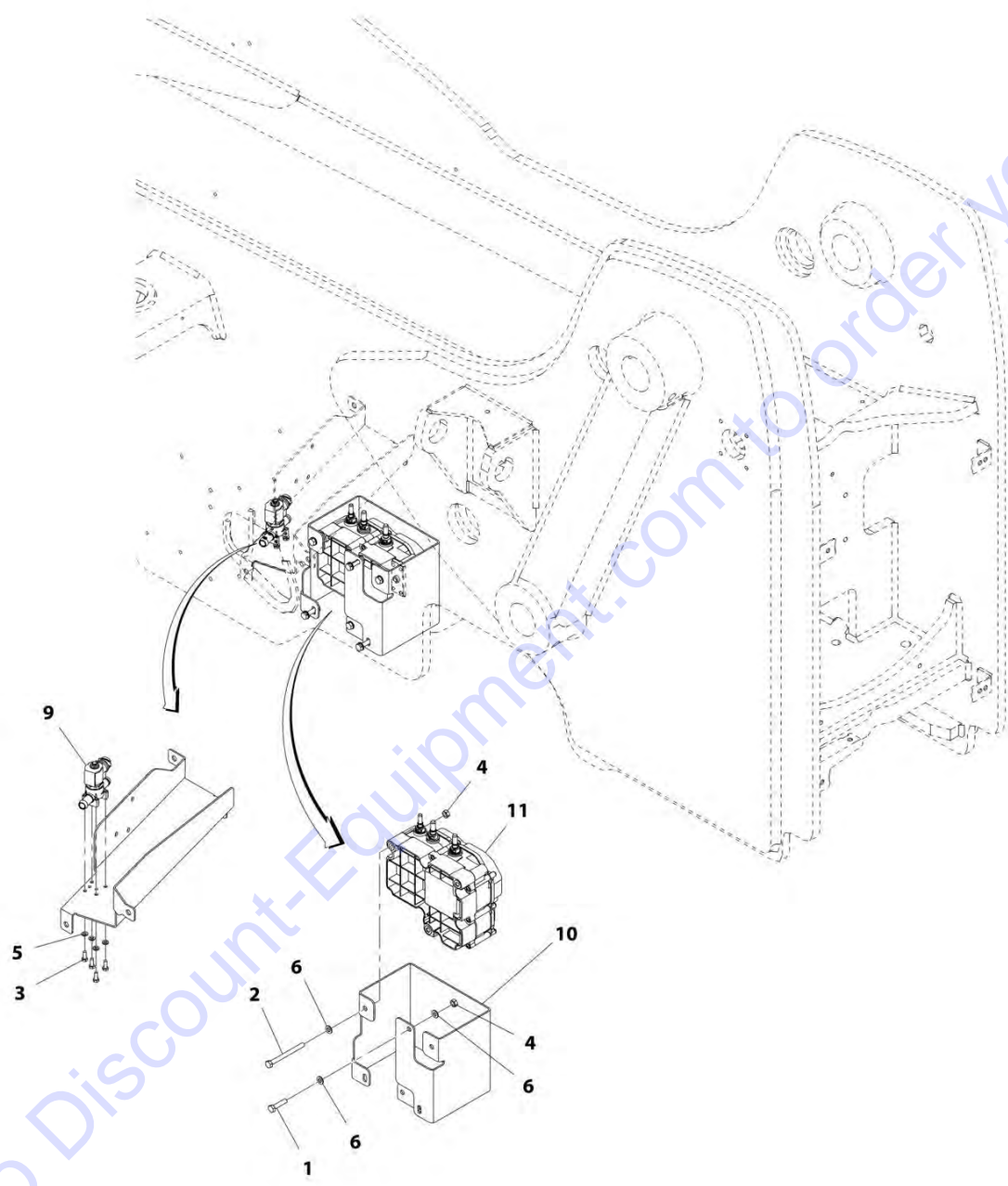
**FIGURE 4-44. DEF TANK ASSEMBLY (SN 0160089431 to Present)**

ITEM	PART NUMBER	QTY	DESCRIPTION	REV
	1001230421	Ref	DEF Tank Assembly	A
1	1001164967	1	Tank	
2	1001174795	1	Cap	
3	1001215319	1	Valve	
4	1001230419	1	Assembly, DEF Electrical (includes item 101)	
101	70029473	1	Siphon Filter Kit	
101	70029474	1	Gasket, Rubber	
101	70029475	1	Flange	
101	70029476	1	Header Assembly w/o Flange and Gasket	



SECTION 4 - ENGINE AND ATTACHING PARTS

FIGURE 4-45. DEF PUMP AND CONTROL INSTALLATION



ART\_1001174271-H

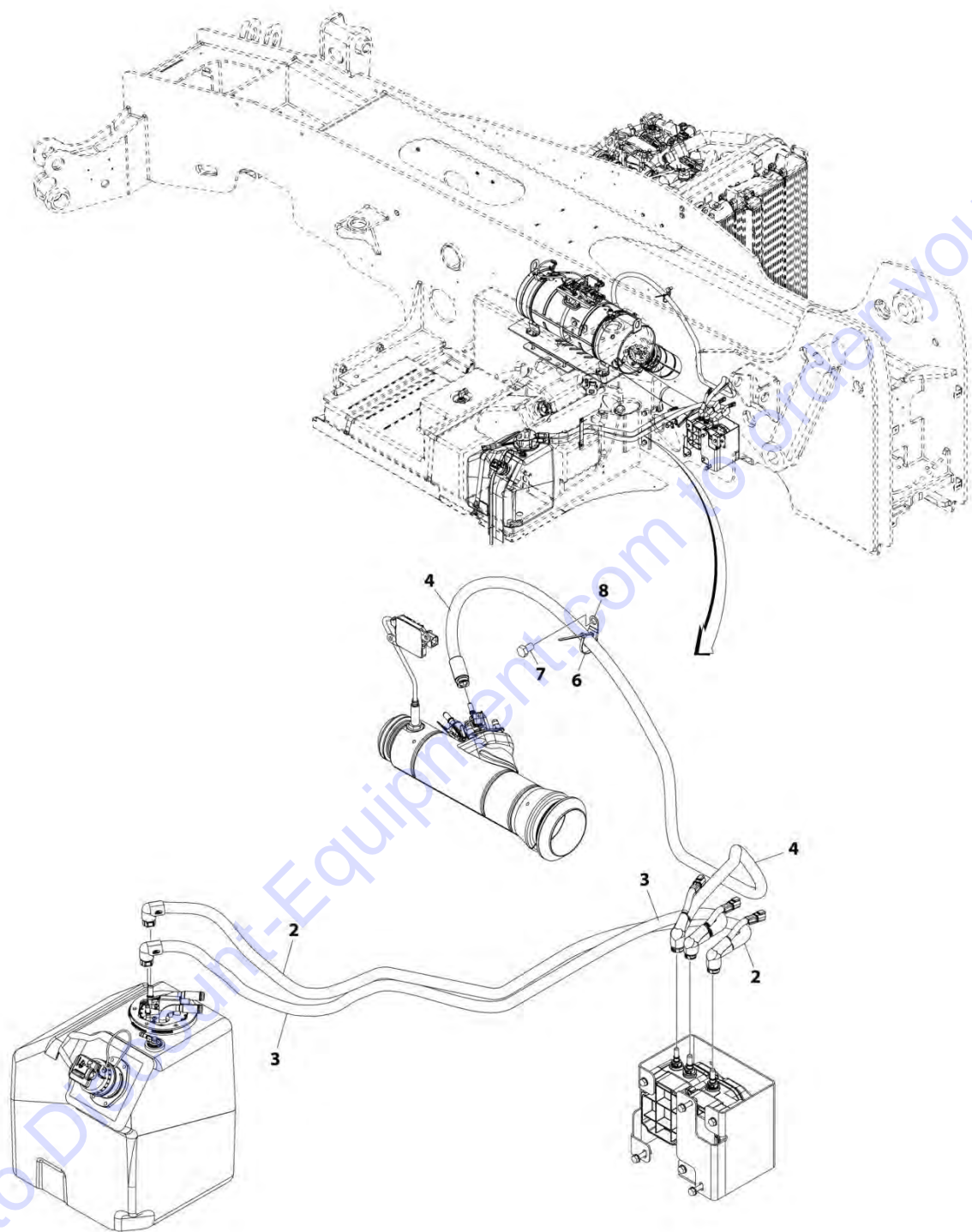
## SECTION 4 - ENGINE AND ATTACHING PARTS

**FIGURE 4-45. DEF PUMP AND CONTROL INSTALLATION**

ITEM	PART NUMBER	QTY	DESCRIPTION	REV
	1001174271	Ref	DEF Pump and Control Installation	H
1	0700815	3	Bolt, M8X35	
2	0700826	3	Bolt, M8X90	
3	0760608	4	Bolt, M6X16	
4	3290801	5	Nut, M8X1.25	
5	4811700	4	Washer, M6	
6	4811900	8	Washer, M8	
9	1001199670	1	Valve, DEF Tank Coolant Flow	
10	1001191168	1	Bracket	
11		Ref	Pump, Urea (See Separate Breakdown in this Section)	

SECTION 4 - ENGINE AND ATTACHING PARTS

FIGURE 4-46. DEF PUMP LINES INSTALLATION



ART\_1001163253-I

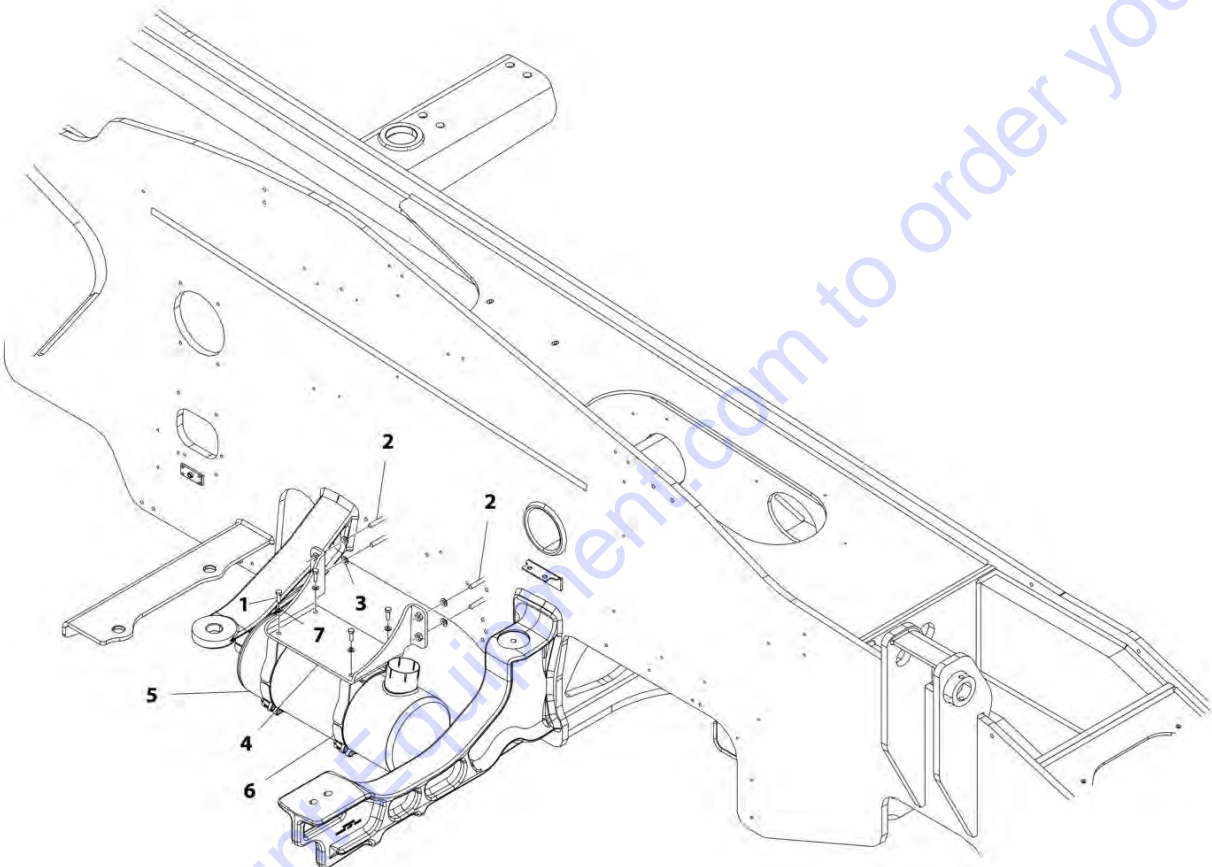
## SECTION 4 - ENGINE AND ATTACHING PARTS

**FIGURE 4-46. DEF PUMP LINES INSTALLATION**

ITEM	PART NUMBER	QTY	DESCRIPTION	REV
	1001163253	Ref	DEF Pump Lines Installation	I
1	0760607	AR	Bolt, M6X14	
2	1001196354	1	Hose (SN 0160084858 through 0160089430)	
2	1001231002	1	Hose (SN 0160089431 to Present)	
3	1001196421	1	Hose (SN 0160084858 through 0160089430)	
3	1001231003	1	Hose (SN 0160089431 to Present)	
4	1001167971	1	Hose	
5	1001196440	AR	Plate, Retainer	
6	8881802	1	Strap, Tie	
7	0761210	1	Bolt, M12X20	
8	1001025750	1	Clip	
9	4831700	AR	Washer, Lock M6	

SECTION 4 - ENGINE AND ATTACHING PARTS

FIGURE 4-47. MUFFLER INSTALLATION (LS)



ART\_1001179968-D

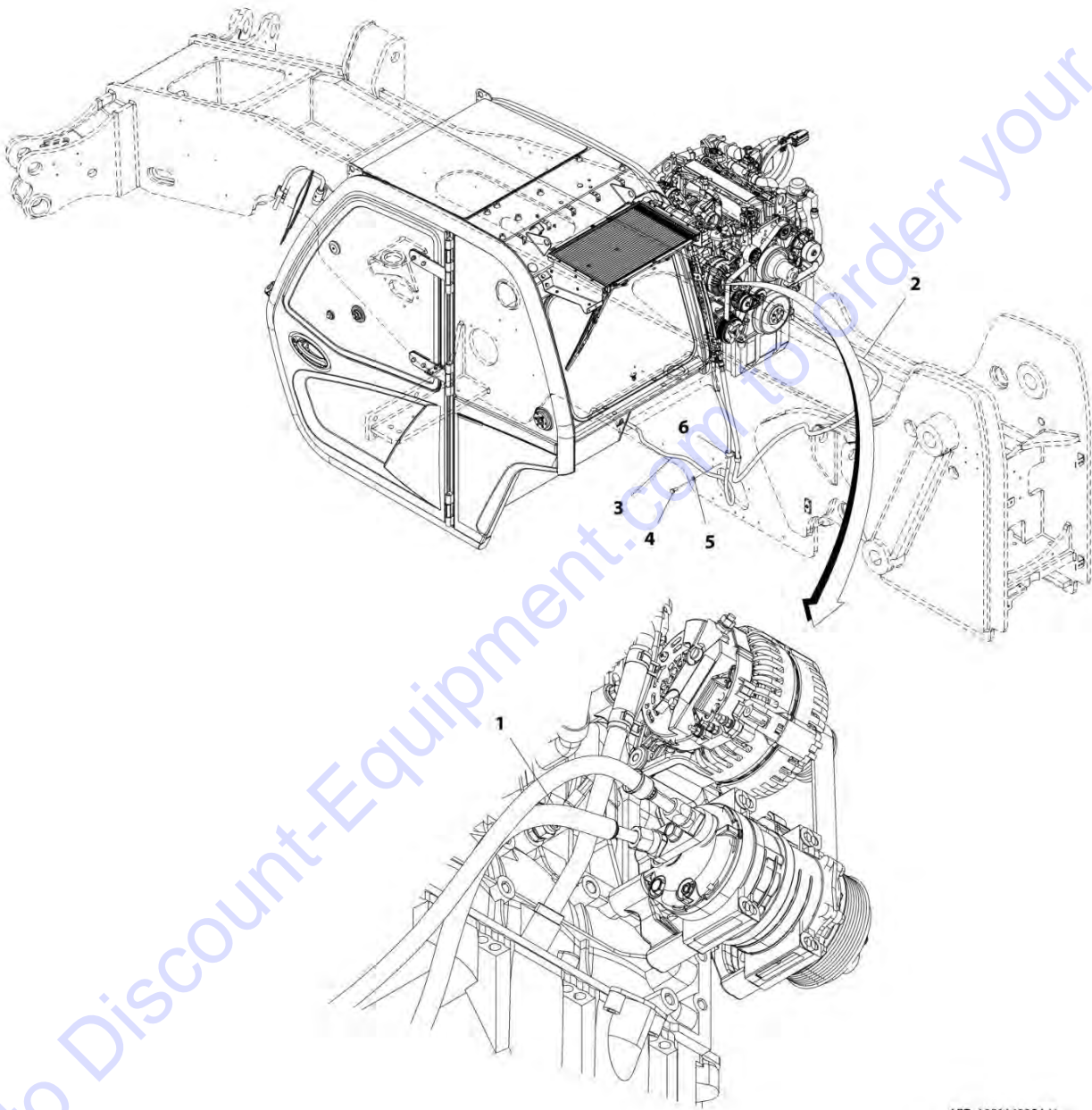
## SECTION 4 - ENGINE AND ATTACHING PARTS

FIGURE 4-47. MUFFLER INSTALLATION (LS)

ITEM	PART NUMBER	QTY	DESCRIPTION	REV
	1001179968	Ref	Muffler Installation (LS)	D
1	0760812	4	Bolt, M8X25	
2	0701017	4	Bolt, M10X45	
3	4812000	4	Washer, M10	
4	1001179973	1	Bracket	
5	1001180226	1	Muffler	
6	1001180227	2	Clamp, Muffler	
7	4811900	4	Washer, M8	

SECTION 4 - ENGINE AND ATTACHING PARTS

FIGURE 4-48. A/C LINES INSTALLATION



ART\_1001163254-H

## SECTION 4 - ENGINE AND ATTACHING PARTS

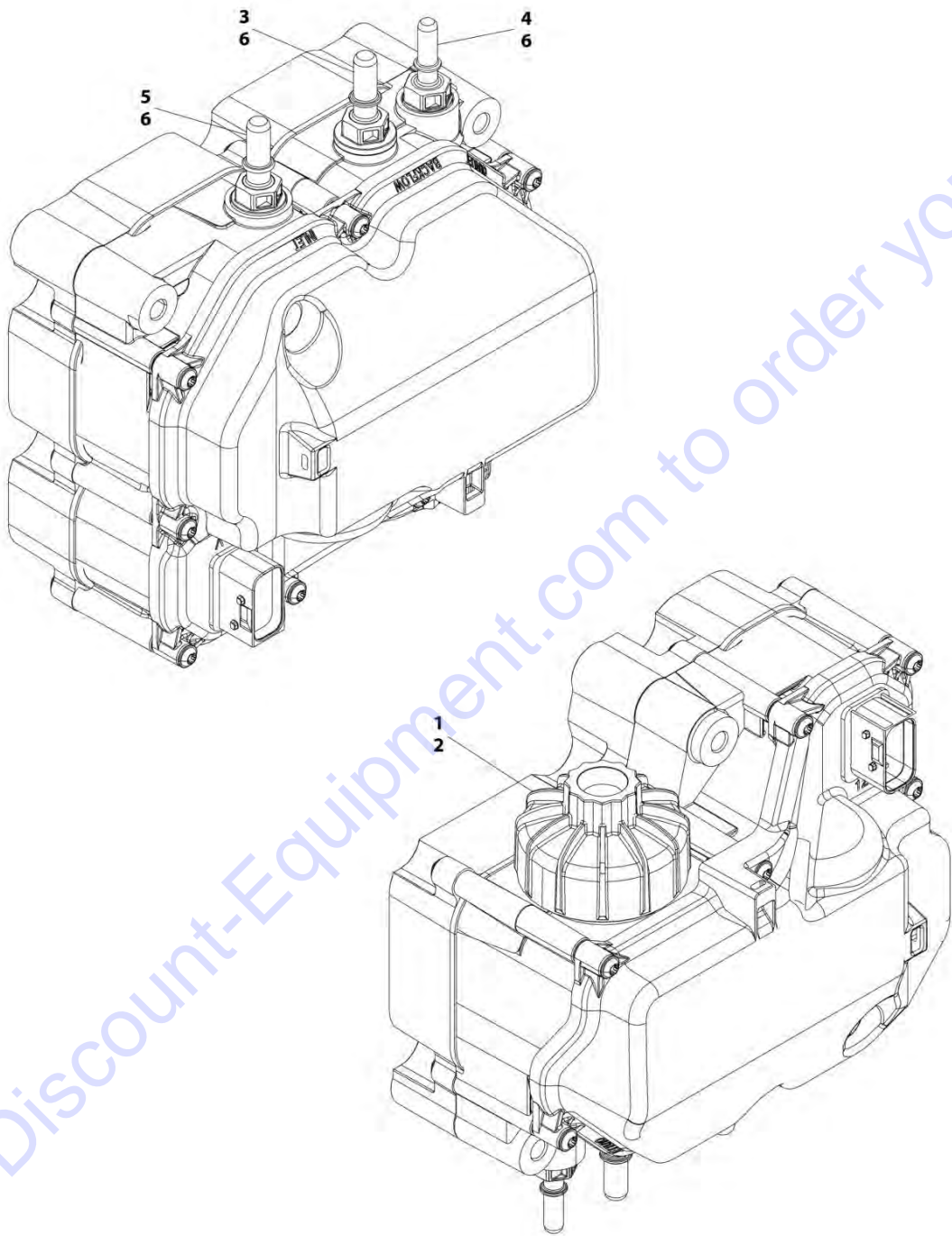
FIGURE 4-48. A/C LINES INSTALLATION

ITEM	PART NUMBER	QTY	DESCRIPTION	REV
	1001163254	Ref	A/C Lines Installation	H
1	1001196491	1	Hose	
2	1001184017	1	Hose	
3	1001186705	1	Hose	
4	0761012	1	Bolt, M10X25	
5	4812000	1	Washer, M10	
6	8406102	2	Clip	



SECTION 4 - ENGINE AND ATTACHING PARTS

FIGURE 4-49. UREA PUMP



ART\_1001213210-A

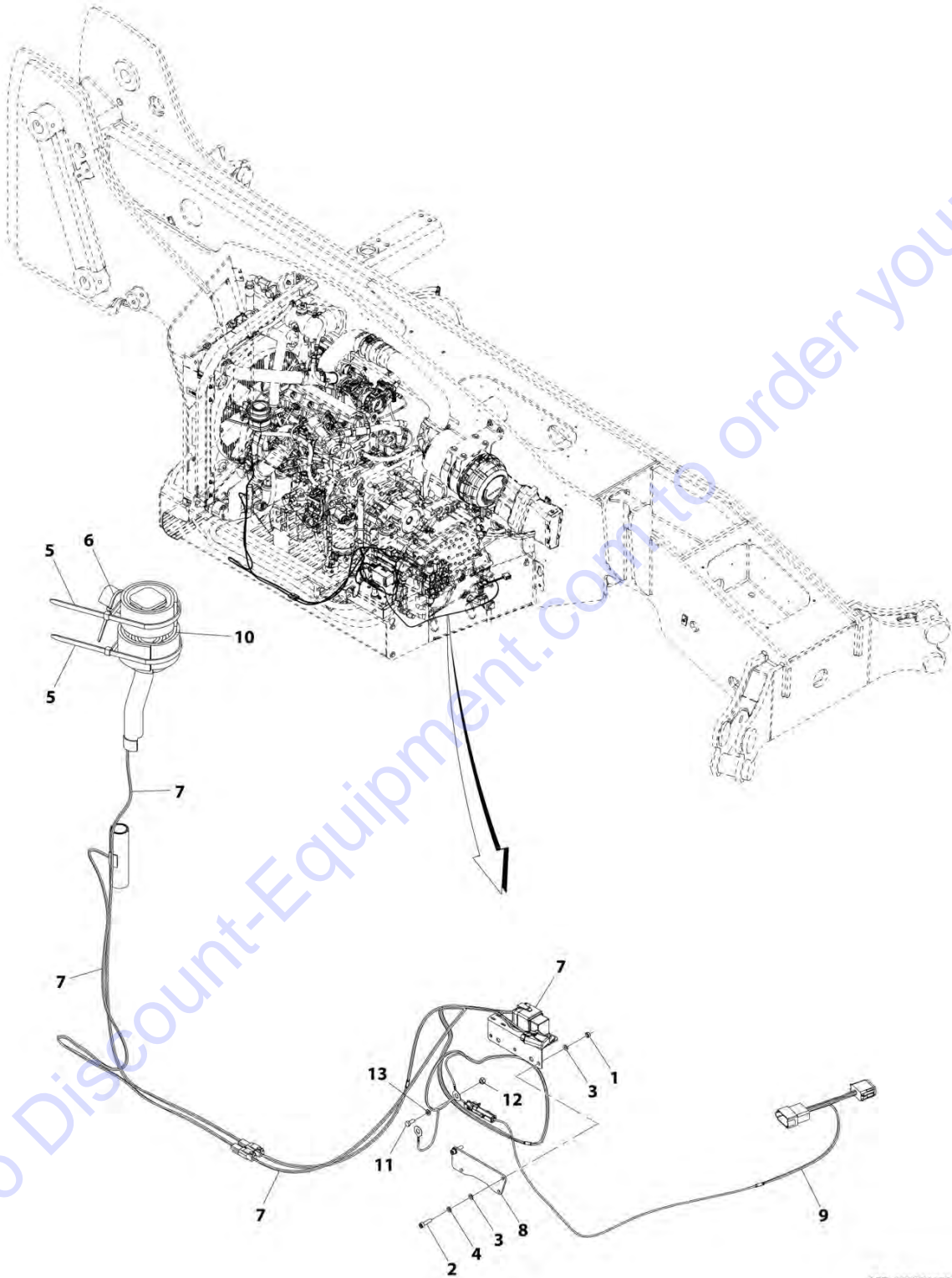
## SECTION 4 - ENGINE AND ATTACHING PARTS

FIGURE 4-49. UREA PUMP

ITEM	PART NUMBER	QTY	DESCRIPTION	REV
	1001213210	1	DEF Module Pump	A
1	70026248	1	Kit, Filter	
2	70026247	1	Cap, Filter	
3	70027705	1	Connector, Male (Backflow)	
4	70026245	1	Connector, Male (Outlet)	
5	70026244	1	Connector, Male (Inlet)	
6	70027706	3	Gasket, Circular (O-Ring)	

SECTION 4 - ENGINE AND ATTACHING PARTS

FIGURE 4-50. HEATER BREATHER - 110 HP



ART\_1001232751-B

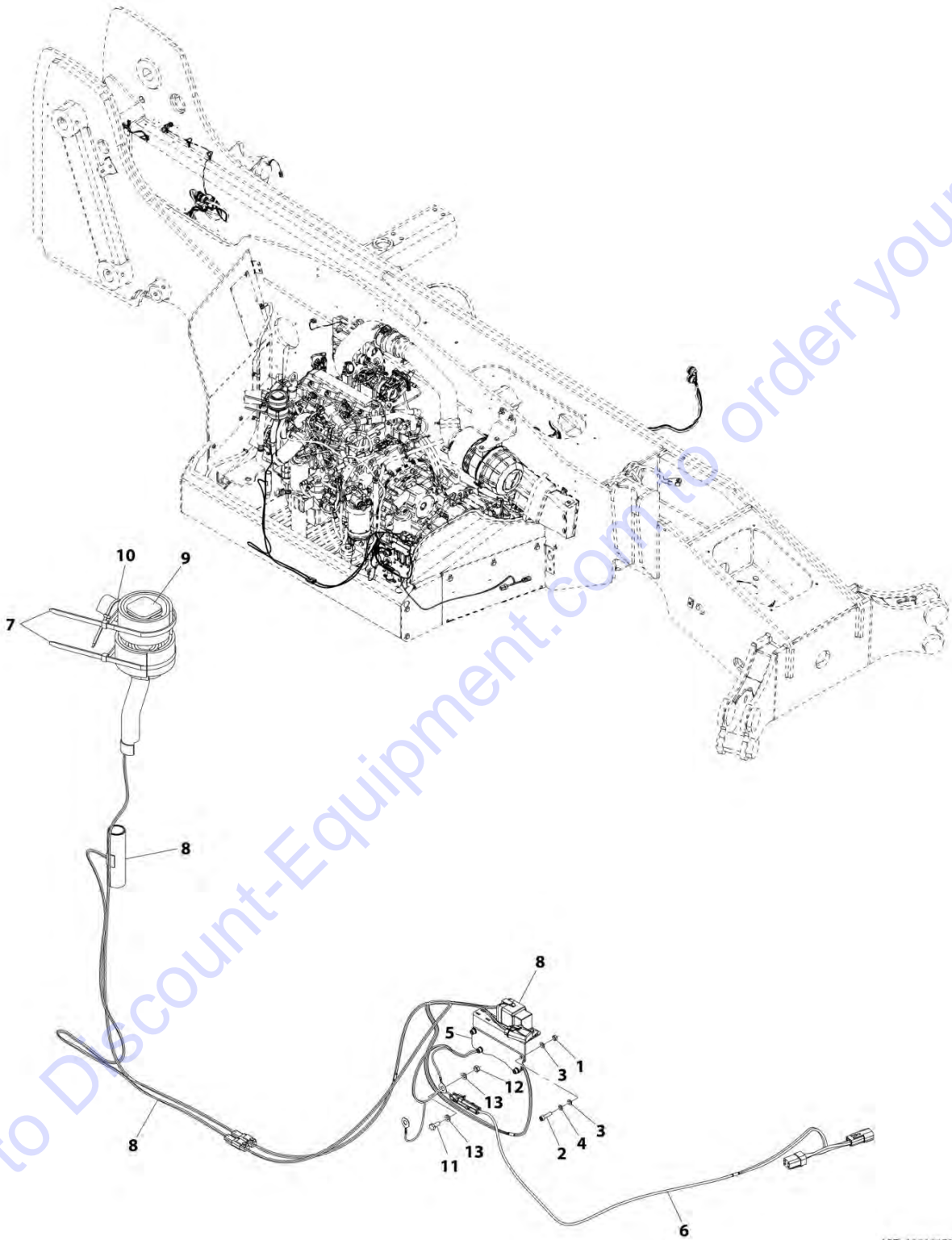
## SECTION 4 - ENGINE AND ATTACHING PARTS

**FIGURE 4-50. HEATER BREATHER - 110 HP**

ITEM	PART NUMBER	QTY	DESCRIPTION	REV
	1001232751	Ref	Heater Breather - 110 HP	B
1	3290501	2	Nut, M5X0.8	
2	4031608	2	Screw, M5X20	
3	4811600	4	Washer, M5	
4	4831600	2	Washer, Lock M5	
5	01043892	2	Strap, Tie	
6	86683122	1	Strap, Tie	
7	1001232439	1	Engine, Cummins Breather Kit	
8	1001232440	1	Bracket	
9	1001232556	1	Harness, Cummins Heater Jump	
10	1001232624	1	Insulate, Cummins Insulation	
11	0760607	1	Bolt, M6X1	
12	3290601	1	Nut, M6X1	
13	4811700	2	Washer, M6	

SECTION 4 - ENGINE AND ATTACHING PARTS

FIGURE 4-51. HEATER BREATHHER - 74 HP



ART\_1001237208-A

## SECTION 4 - ENGINE AND ATTACHING PARTS

**FIGURE 4-51. HEATER BREATHER - 74 HP**

ITEM	PART NUMBER	QTY	DESCRIPTION	REV
	1001237208	Ref	Heater Breather - 74 HP	A
1	3290501	4	Nut, M5X0.8	
2	4031608	4	Screw, M5X20	
3	4811600	8	Washer, M5	
4	4831600	4	Washer, Lock M5	
5	1001232440	1	Bracket	
6	1001237171	1	Harness, Cummins Breather Heater (See Separate Breakdown in Electrical Section)	
7	01043892	2	Strap, Tie	
8	1001232439	1	Engine, Cummins Breather Kit	
9	1001232624	1	Insulate, Cummins Insulation	
10	86683122	1	Strap, Tie	
11	0760607	1	Bolt, M6X1	
12	3290601	1	Nut, M6X1	
13	4811700	2	Washer, M6	



# PARTS FINDER

**Search Website  
by Part Number**

**Discount  
Equipment**



**Search Manual  
Library For Parts  
Manual & Lookup Part  
Numbers – Purchase  
or Request Quote**

**Search Manuals**

Please select the correct type of manual you are looking for:

\* Find:

\* Model:

\* Serial:

Serial:

Part Number:

Part Description:

Part Category:

Part Manufacturer:

Part Year:

Part Location:

Part Quantity:

Part Price:

Part Status:

Part Notes:

**Can't Find Part or  
Manual? Request Help  
by Manufacturer,  
Model & Description**

**Parts Order Form**

Please fill out the form below to request help finding a part or manual.

Manufacturer:

Model:

Description:

Part Number:

Part Description:

Part Category:

Part Manufacturer:

Part Year:

Part Location:

Part Quantity:

Part Price:

Part Status:

Part Notes:

Discount-Equipment.com is your online resource for quality parts & equipment.

Florida: **561-964-4949** Outside Florida TOLL FREE: **877-690-3101**

**Need parts?**

Click on this link: <http://www.discount-equipment.com/category/5443-parts/> and choose one of the options to help get the right parts and equipment you are looking for. Please have the machine model and serial number available in order to help us get you the correct parts. If you don't find the part on the website or on one of the online manuals, please fill out the request form and one of our experienced staff members will get back to you with a quote for the right part that your machine needs.

We sell worldwide for the brands: Genie, Terex, JLG, MultiQuip, Mikasa, Essick, Whiteman, Mayco, Toro Stone, Diamond Products, Generac Magnum, Airman, Haulotte, Barreto, Power Blanket, Nifty Lift, Atlas Copco, Chicago Pneumatic, Allmand, Miller Curber, Skyjack, Lull, Skytrak, Tsurumi, Husquvarna Target, Stow, Wacker, Sakai, Mi-T-M, Sullair, Basic, Dynapac, MBW, Weber, Bartell, Bennar Newman, Haulotte, Ditch Runner, Menegotti, Morrison, Contec, Buddy, Crown, Edco, Wyco, Bomag, Laymor, EZ Trench, Bil-Jax, F.S. Curtis, Gehl Pavers, Heli, Honda, ICS/PowerGrit, IHI, Partner, Imer, Clipper, MMD, Koshin, Rice, CH&E, General Equipment, Amida, Coleman, NAC, Gradall, Square Shooter, Kent, Stanley, Tamco, Toku, Hatz, Kohler, Robin, Wisconsin, Northrock, Oztec, Toker TK, Rol-Air, APT, Wylie, Ingersoll Rand / Doosan, Innovatech, Con X, Ammann, Mecalac, Makinex, Smith Surface Prep, Small Line, Wanco, Yanmar

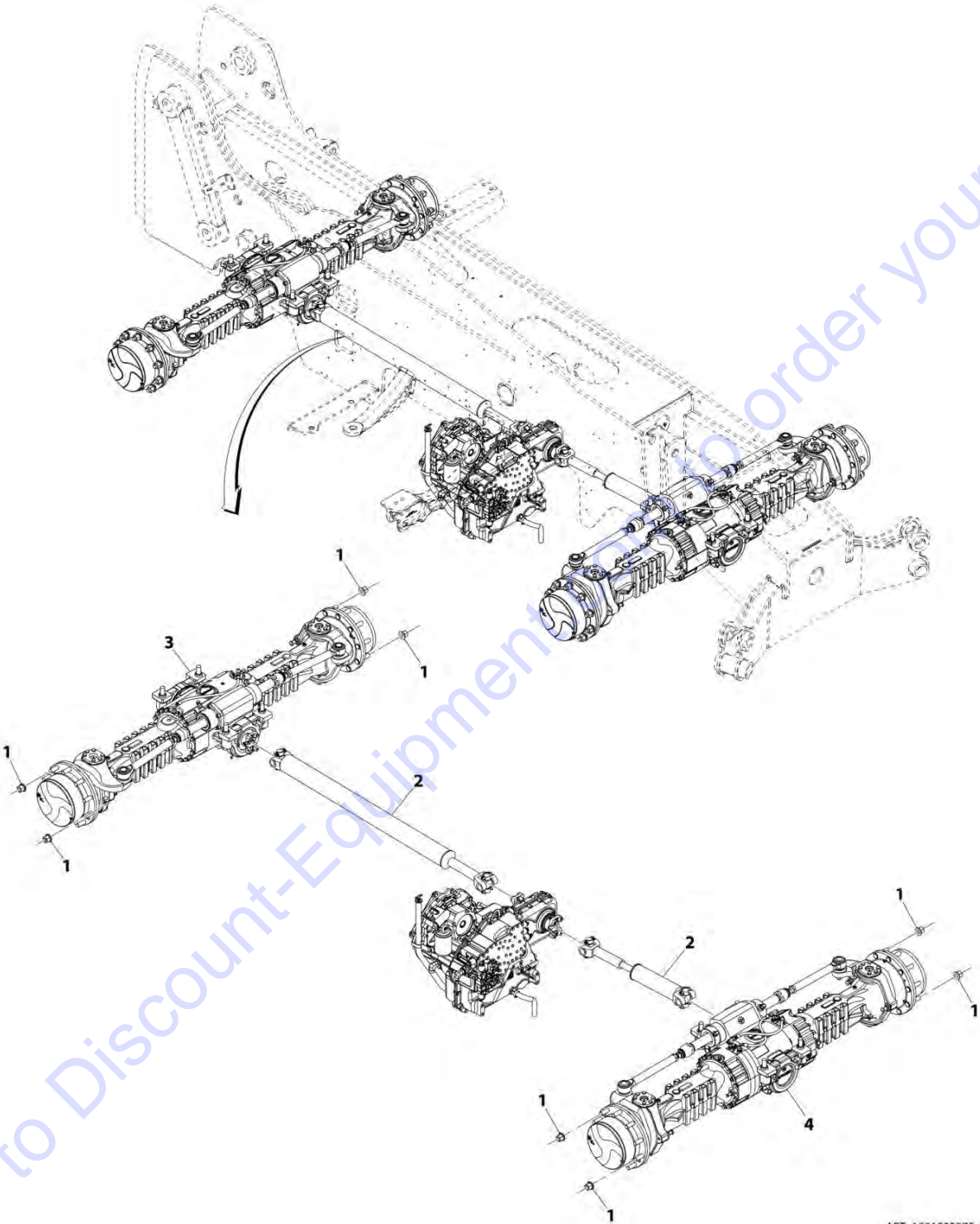




**SECTION 5 - DRIVETRAIN**

SECTION 5 - DRIVETRAIN

FIGURE 5-1. DRIVETRAIN INSTALLATION, 74HP



ART\_1001225275-A

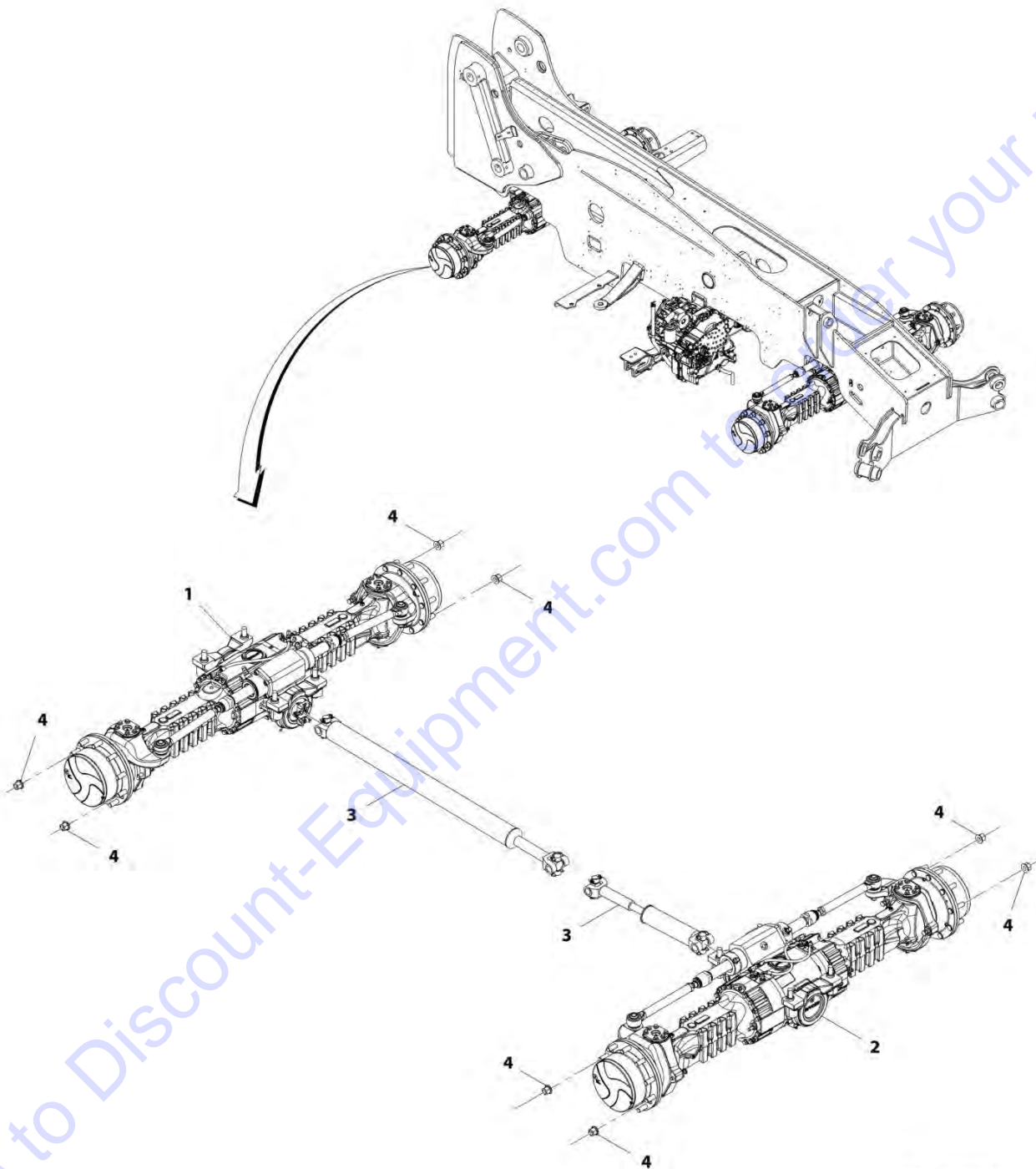
## SECTION 5 - DRIVETRAIN

**FIGURE 5-1. DRIVETRAIN INSTALLATION, 74HP**

ITEM	PART NUMBER	QTY	DESCRIPTION	REV
	1001225275	Ref	Drivetrain Installation, 74HP	A
1	91403193	40	Nut, Lug M22X1.5	
2	1001169350	Ref	Installation, Drive Shafts (See Separate Breakdown in this Section)	
3	1001225272	Ref	Installation, Rear Axle (See Separate Breakdown in this Section)	
4	1001225274	Ref	Installation, Front Axle (See Separate Breakdown in this Section)	

SECTION 5 - DRIVETRAIN

FIGURE 5-2. DRIVETRAIN INSTALLATION



ART\_1001168786-B

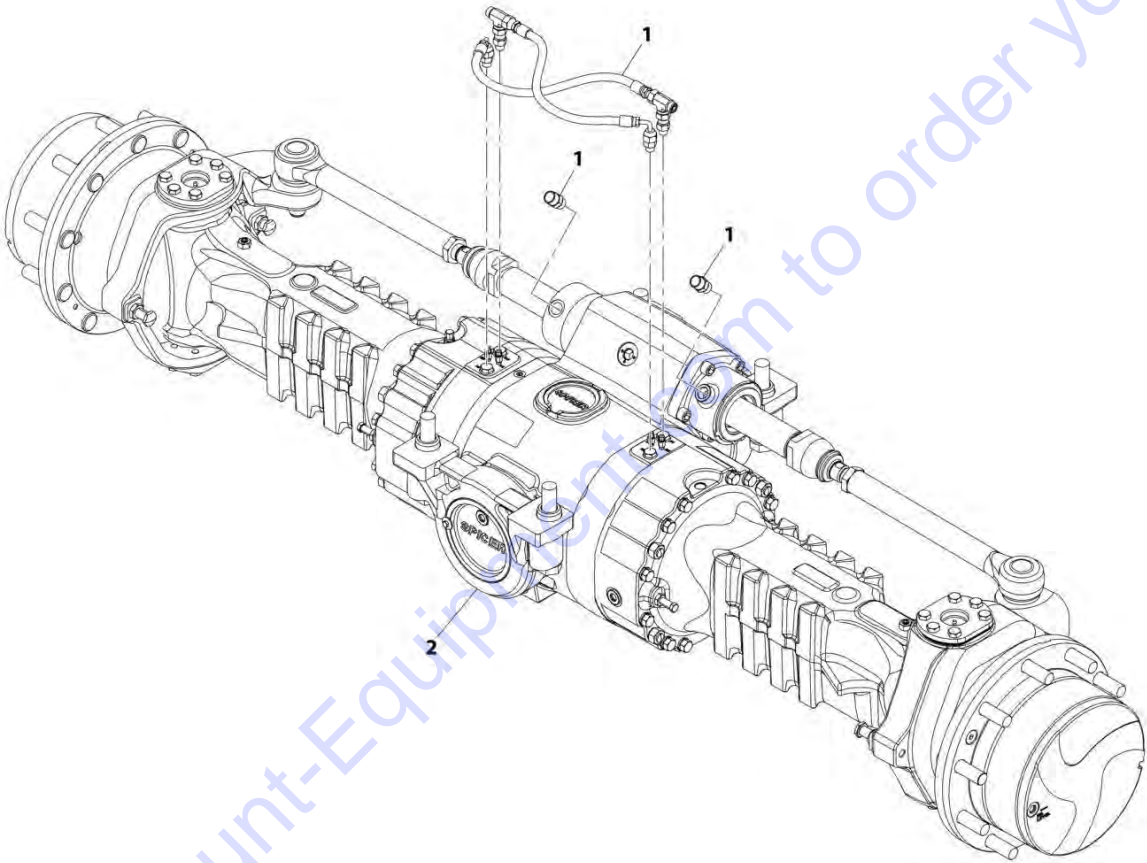
## SECTION 5 - DRIVETRAIN

**FIGURE 5-2. DRIVETRAIN INSTALLATION**

ITEM	PART NUMBER	QTY	DESCRIPTION	REV
1	1001168786	Ref	Drivetrain Installation	B
	1001168783	Ref	Installation, Rear Axle (See REAR AXLE INSTALLATION for Breakdown)	
2	1001168785	Ref	Installation, Front Axle (See FRONT AXLE INSTALLATION for Breakdown)	
3	1001169350	Ref	Installation, Drive Shafts (See DRIVE SHAFTS INSTALLATION for Breakdown)	
4	91403193	40	Nut, Lug M22X1.5	

SECTION 5 - DRIVETRAIN

FIGURE 5-3. FRONT AXLE INSTALLATION, 74HP



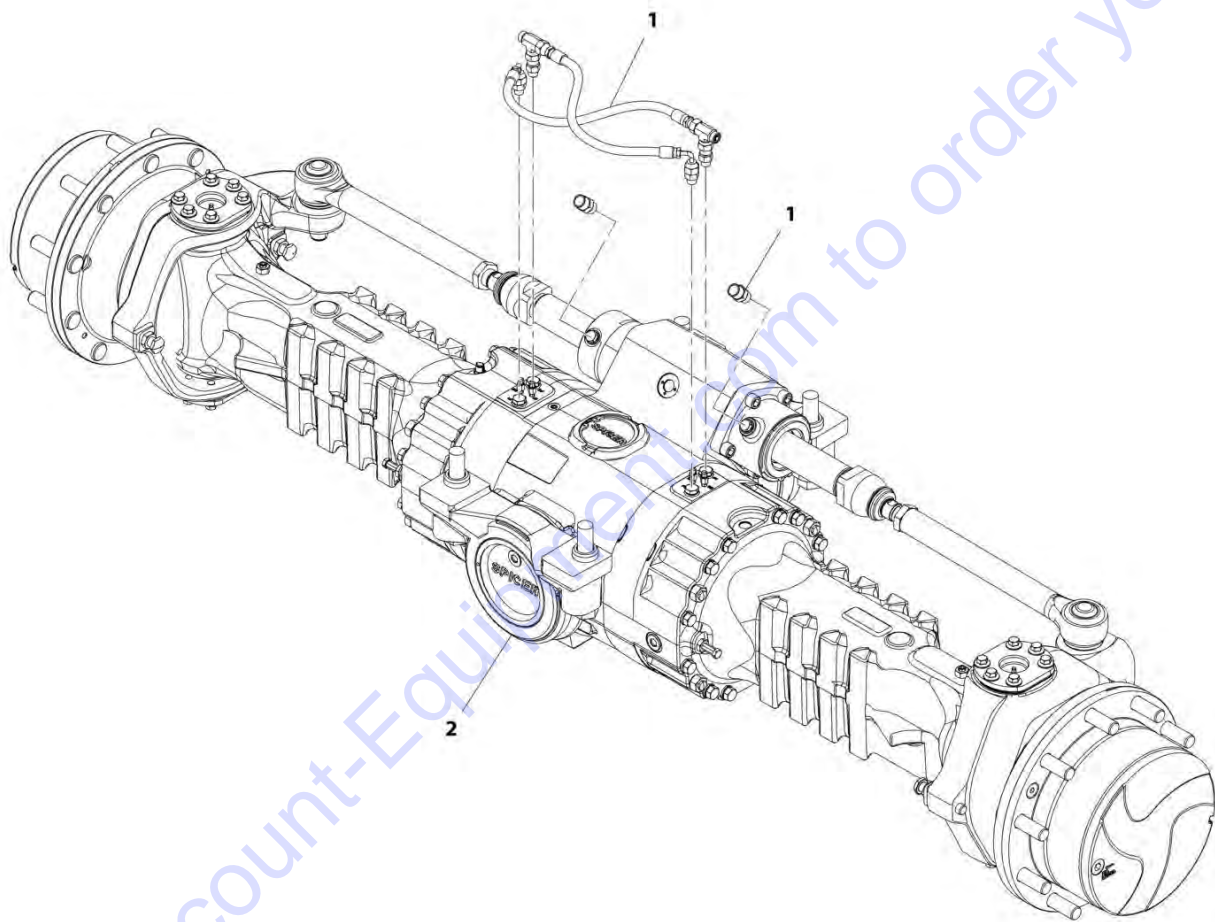
ART\_1001225274-A

**FIGURE 5-3. FRONT AXLE INSTALLATION, 74HP**

ITEM	PART NUMBER	QTY	DESCRIPTION	REV
1	1001225274	Ref	Front Axle Installation, 74HP	A
	1001161421	Ref	Installation, Front Axle Lines (See Separate Breakdown in this Section)	
2	1001225273	Ref	Installation, Front Axle Mounting (See Separate Breakdown in this Section)	

SECTION 5 - DRIVETRAIN

FIGURE 5-4. FRONT AXLE INSTALLATION



ART\_1001168785-A

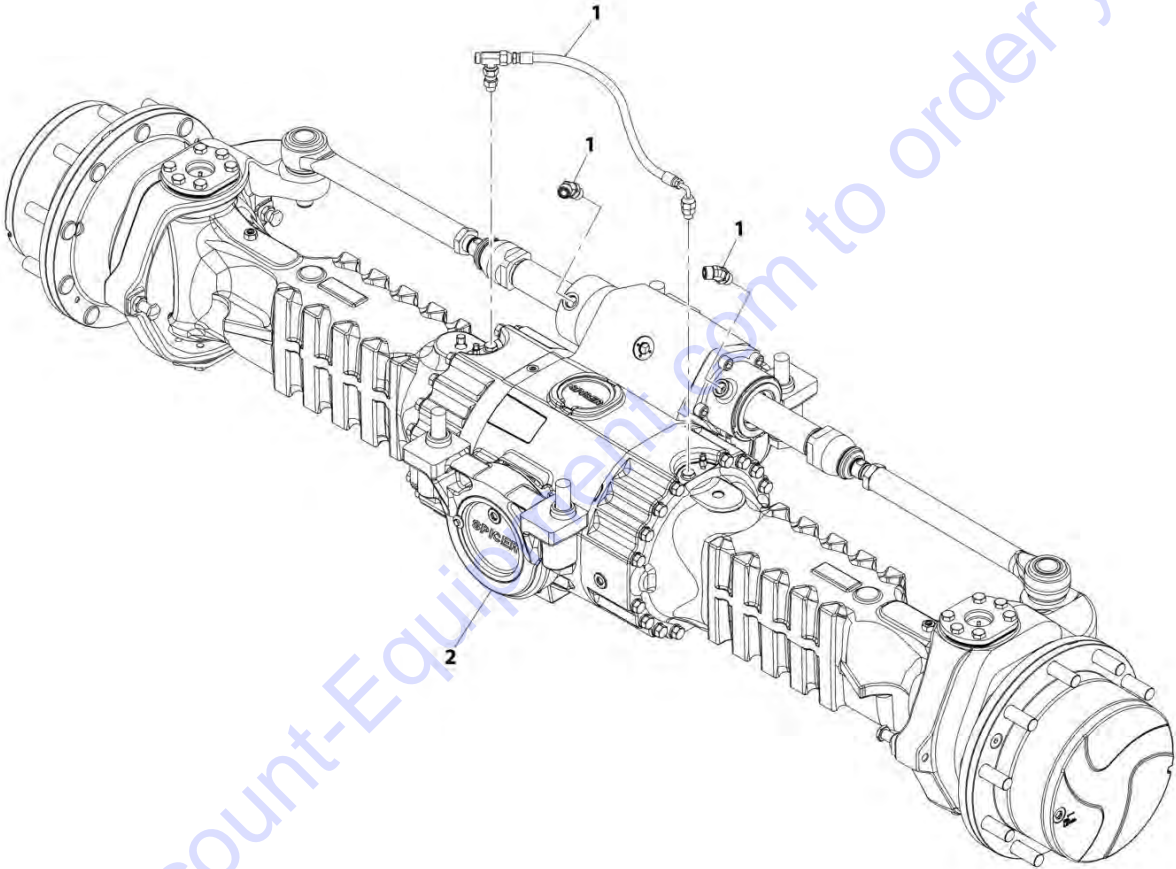


**FIGURE 5-4. FRONT AXLE INSTALLATION**

ITEM	PART NUMBER	QTY	DESCRIPTION	REV
1	1001168785	Ref	Front Axle Installation	A
	1001161421	Ref	Installation, Front Axle Lines (See FONT AXLE LINES INSTALLATION for Breakdown)	
2	1001168784	Ref	Installation, Front Axle Mounting (See FRONT AXLE MOUNTING INSTALLATION for Breakdown)	

SECTION 5 - DRIVETRAIN

FIGURE 5-5. REAR AXLE INSTALLATION, 74HP



ART\_1001225272-A

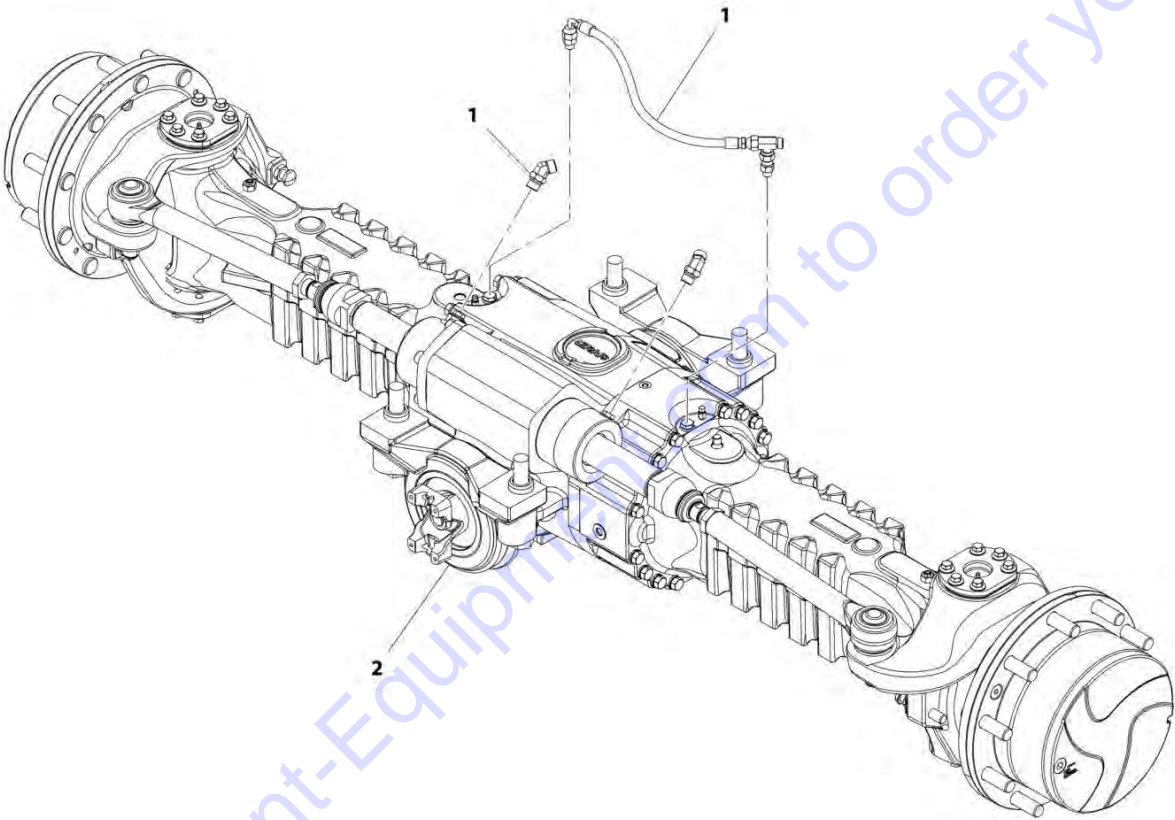
## SECTION 5 - DRIVETRAIN

**FIGURE 5-5. REAR AXLE INSTALLATION, 74HP**

ITEM	PART NUMBER	QTY	DESCRIPTION	REV
1	1001225272	Ref	Rear Axle Installation, 74HP	A
	1001161424	Ref	Installation, Rear Axle Lines (See Separate Breakdown in this section)	
2	1001225271	Ref	Installation, Rear Axle Mounting (See Separate Breakdown in this section)	

SECTION 5 - DRIVETRAIN

FIGURE 5-6. REAR AXLE INSTALLATION



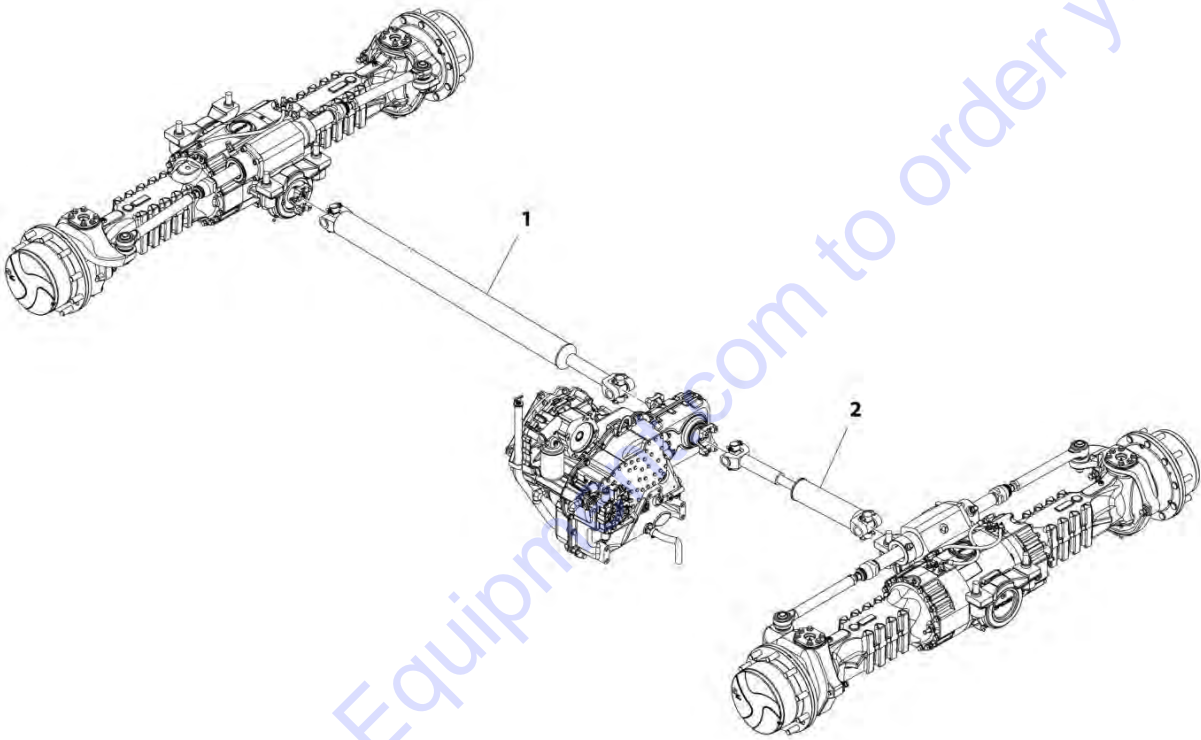
ART\_1001168783-A

FIGURE 5-6. REAR AXLE INSTALLATION

ITEM	PART NUMBER	QTY	DESCRIPTION	REV
1	1001168783	Ref	Rear Axle Installation	A
	1001161424	Ref	Installation, Rear Axle Lines (See REAR AXLE LINES INSTALLATION for Breakdown)	
2	1001168782	Ref	Installation, Rear Axle Mounting (See REAR AXLE MOUNTING INSTALLATION for Breakdown)	

SECTION 5 - DRIVETRAIN

FIGURE 5-7. DRIVE SHAFTS INSTALLATION



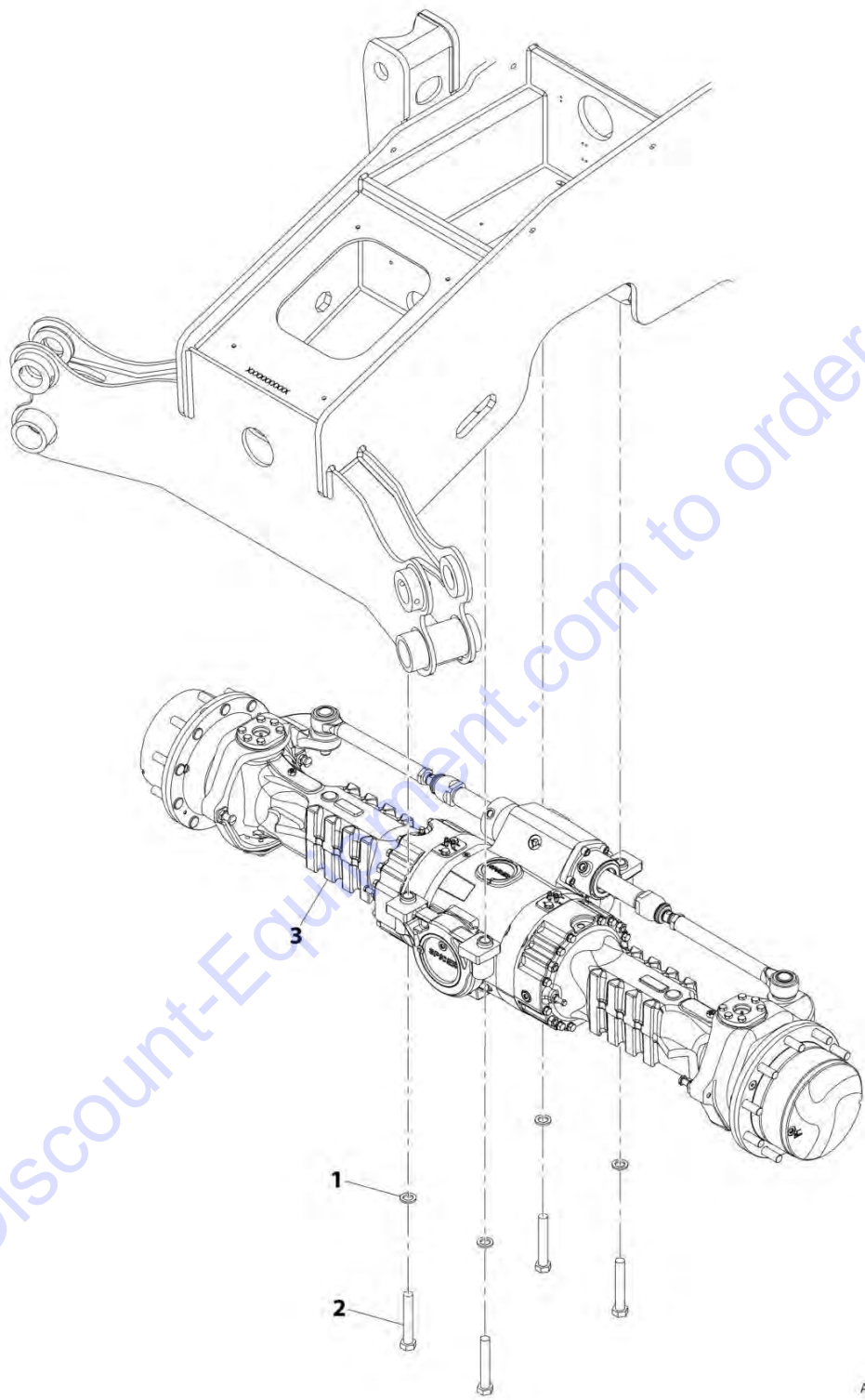
ART\_1001169350-A

FIGURE 5-7. DRIVE SHAFTS INSTALLATION

ITEM	PART NUMBER	QTY	DESCRIPTION	REV
1	1001169350	Ref	Drive Shafts Installation	A
	1001169351	Ref	Installation, Rear Drive Shaft (See REAR DRIVE SHAFT INSTALLATION for Breakdown)	
2	1001172954	Ref	Installation, Front Drive Shaft (See FRONT DRIVE SHAFT INSTALLATION for Breakdown)	

SECTION 5 - DRIVETRAIN

FIGURE 5-8. FRONT AXLE MOUNTING INSTALLATION, 74HP



ART\_1001225273-A

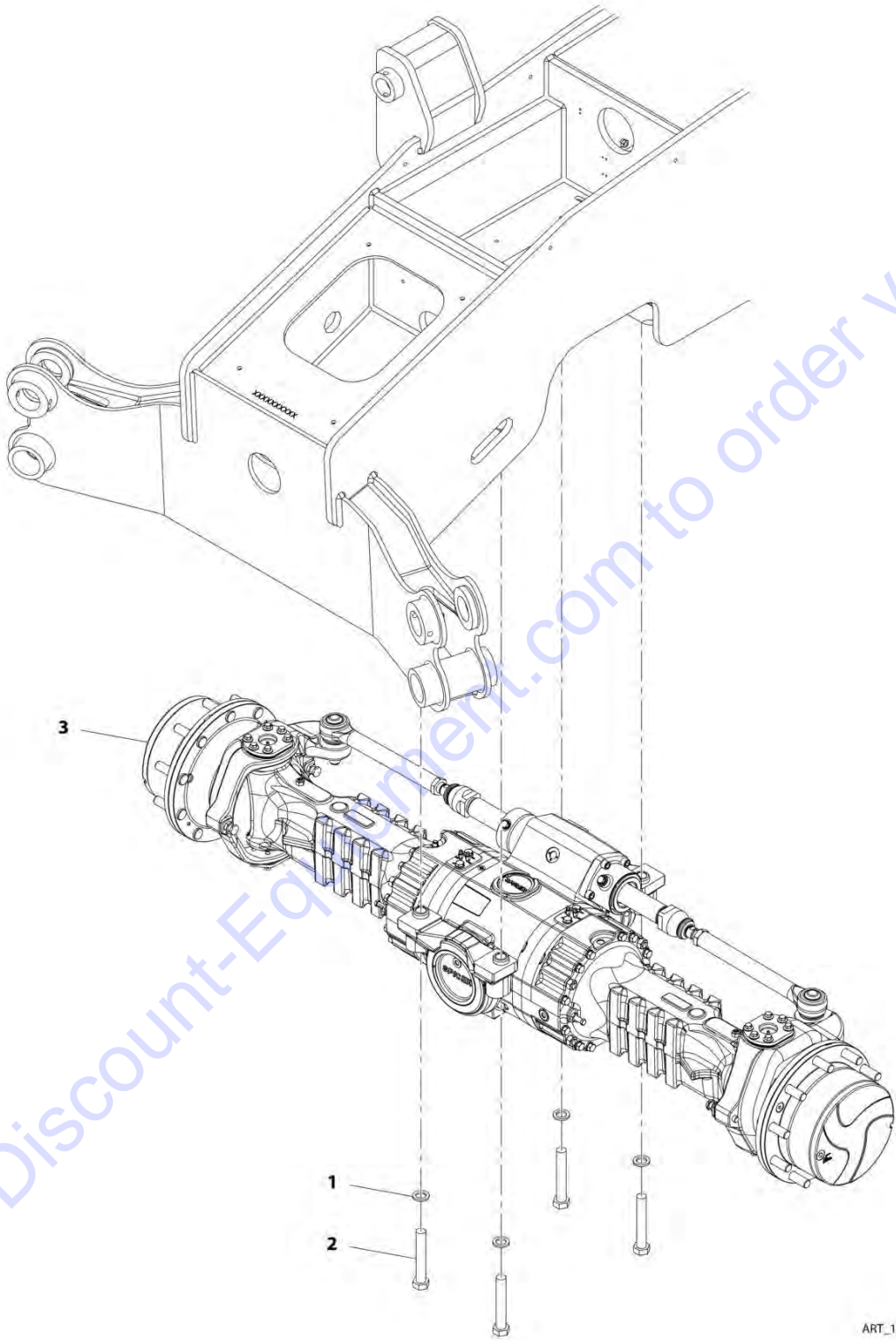


FIGURE 5-8. FRONT AXLE MOUNTING INSTALLATION, 74HP

ITEM	PART NUMBER	QTY	DESCRIPTION	REV
	1001225273	Ref	Front Axle Mounting Installation, 74HP	A
1	4892600	4	Washer	
2	1001097587	4	Bolt, M24-3X150	
3	1005198900	1	Axle, Front 74HP (See Separate Breakdown in this Section)	

SECTION 5 - DRIVETRAIN

FIGURE 5-9. FRONT AXLE MOUNTING INSTALLATION



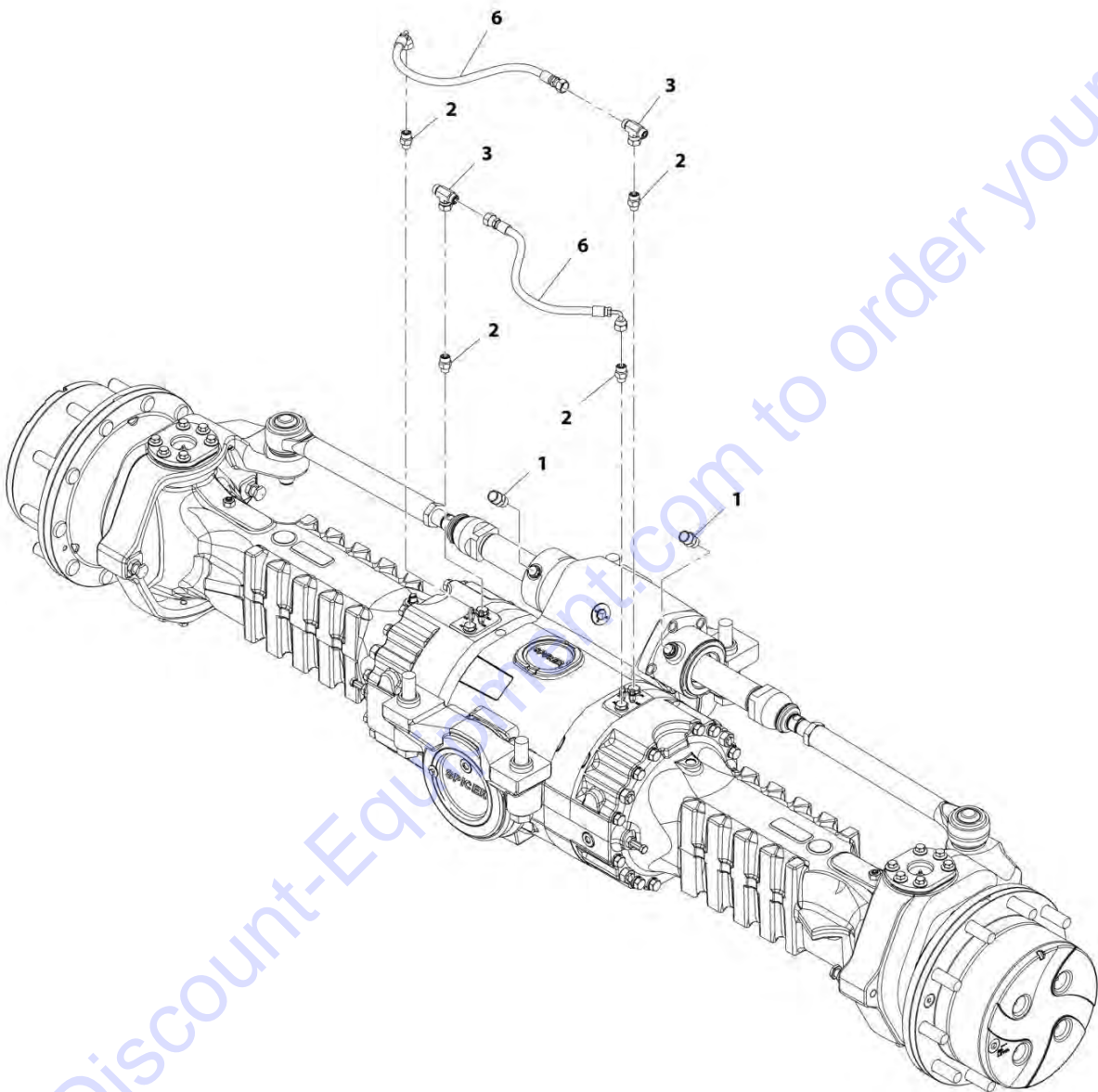
ART\_1001168784-C

FIGURE 5-9. FRONT AXLE MOUNTING INSTALLATION

ITEM	PART NUMBER	QTY	DESCRIPTION	REV
	1001168784	Ref	Front Axle Mounting Installation	C
1	4892600	4	Washer	
2	1001097587	4	Bolt, M24-3X150	
3	1001165831	1	Axle, Front (See FRONT AXLE for Breakdown)	

SECTION 5 - DRIVETRAIN

FIGURE 5-10. FONT AXLE LINES INSTALLATION



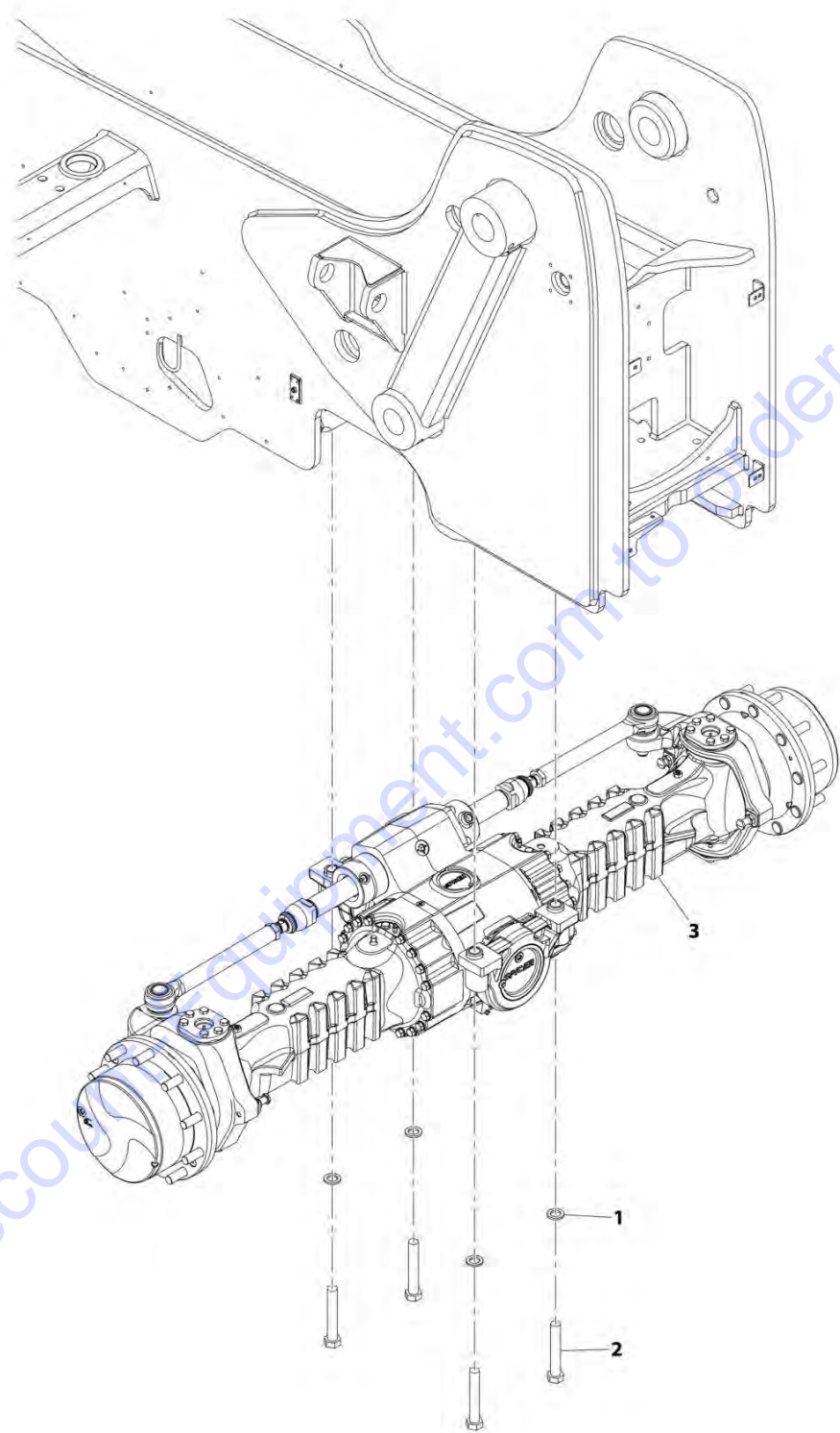
ART\_1001161421-C

FIGURE 5-10. FONT AXLE LINES INSTALLATION

ITEM	PART NUMBER	QTY	DESCRIPTION	REV
	1001161421	Ref	Font Axle Lines Installation	C
1	2110808	2	Fitting, Straight ORFS	
2	2144605	4	Fitting, Straight ORFS	
3	2170806	2	Fitting, Tee ORFS	
6	1001097810	2	Hose	

SECTION 5 - DRIVETRAIN

FIGURE 5-11. REAR AXLE MOUNTING INSTALLATION, 74HP



ART\_1001225271-A

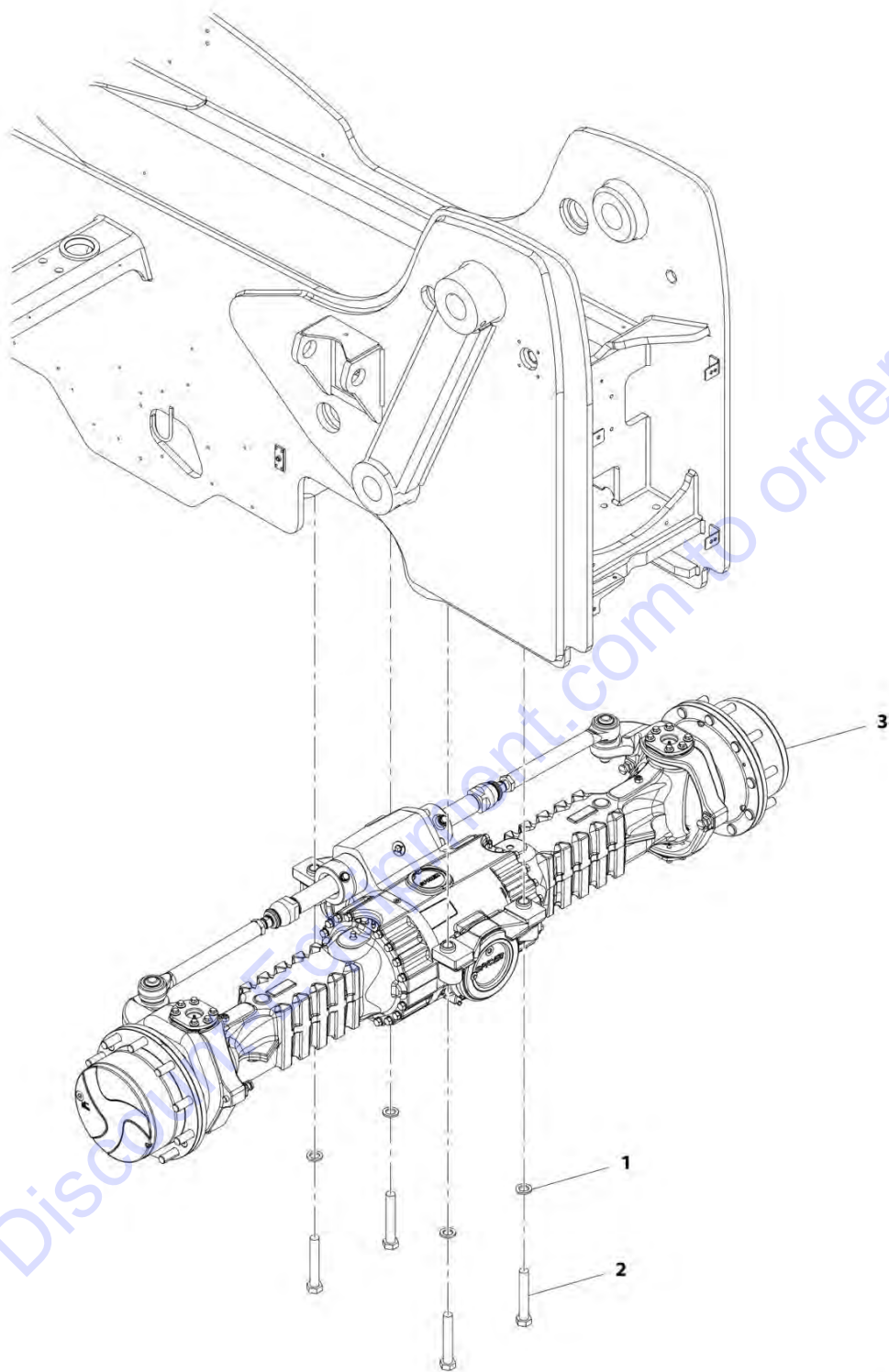
## SECTION 5 - DRIVETRAIN

**FIGURE 5-11. REAR AXLE MOUNTING INSTALLATION, 74HP**

ITEM	PART NUMBER	QTY	DESCRIPTION	REV
	1001225271	Ref	Rear Axle Mounting Installation, 74HP	A
1	4892600	4	Washer	
2	1001097587	4	Bolt, M24X150	
3	1005207700	1	Axle, Rear, 74HP (See Separate Breakdown in this Section)	

SECTION 5 - DRIVETRAIN

FIGURE 5-12. REAR AXLE MOUNTING INSTALLATION



ART\_1001168782-C

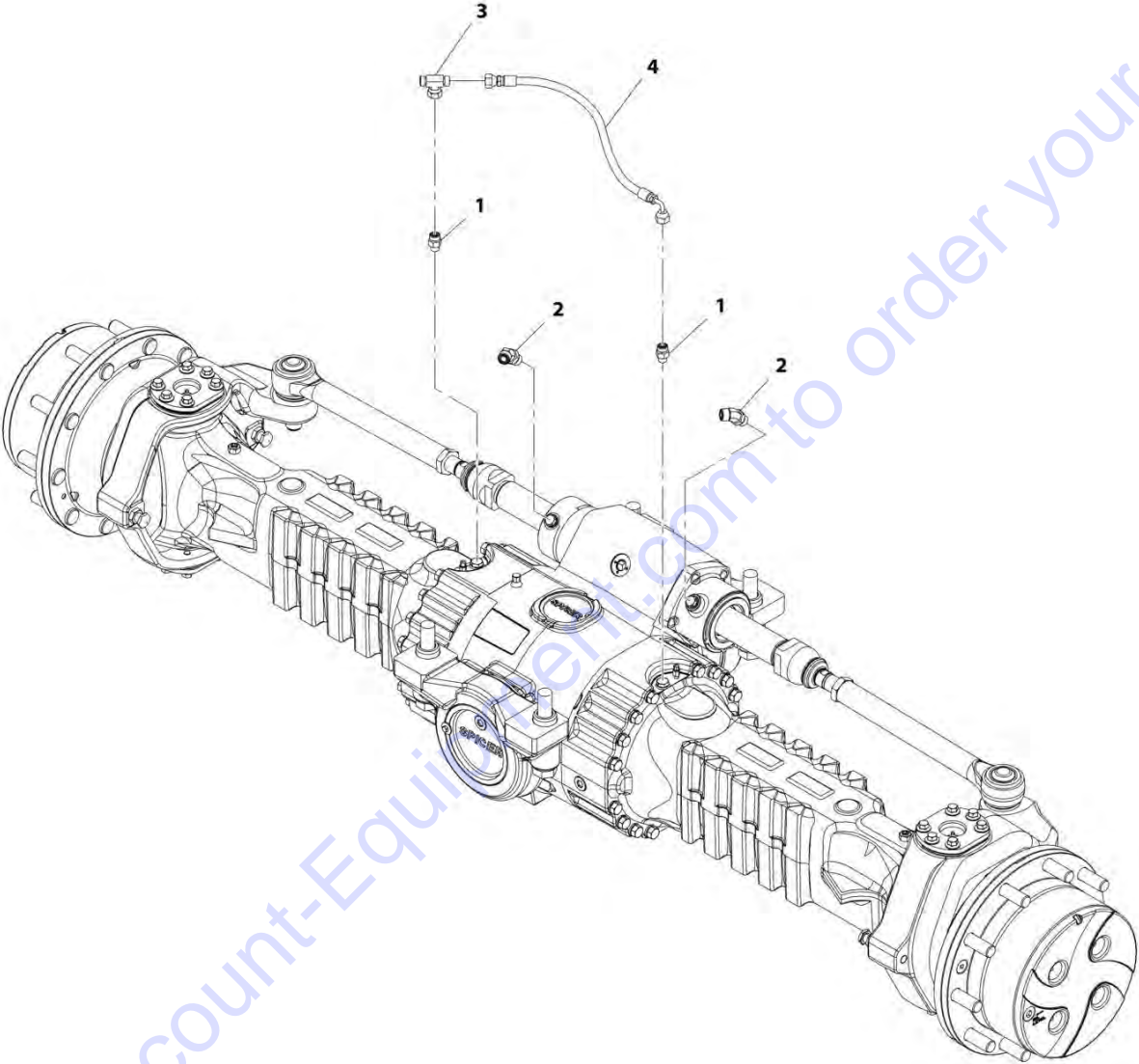


FIGURE 5-12. REAR AXLE MOUNTING INSTALLATION

ITEM	PART NUMBER	QTY	DESCRIPTION	REV
	1001168782	Ref	Rear Axle Mounting Installation	C
1	4892600	4	Washer	
2	1001097587	4	Bolt, M24X150	
3	1001165832	1	Axle, Rear (See REAR AXLE for Breakdown)	

SECTION 5 - DRIVETRAIN

FIGURE 5-13. REAR AXLE LINES INSTALLATION



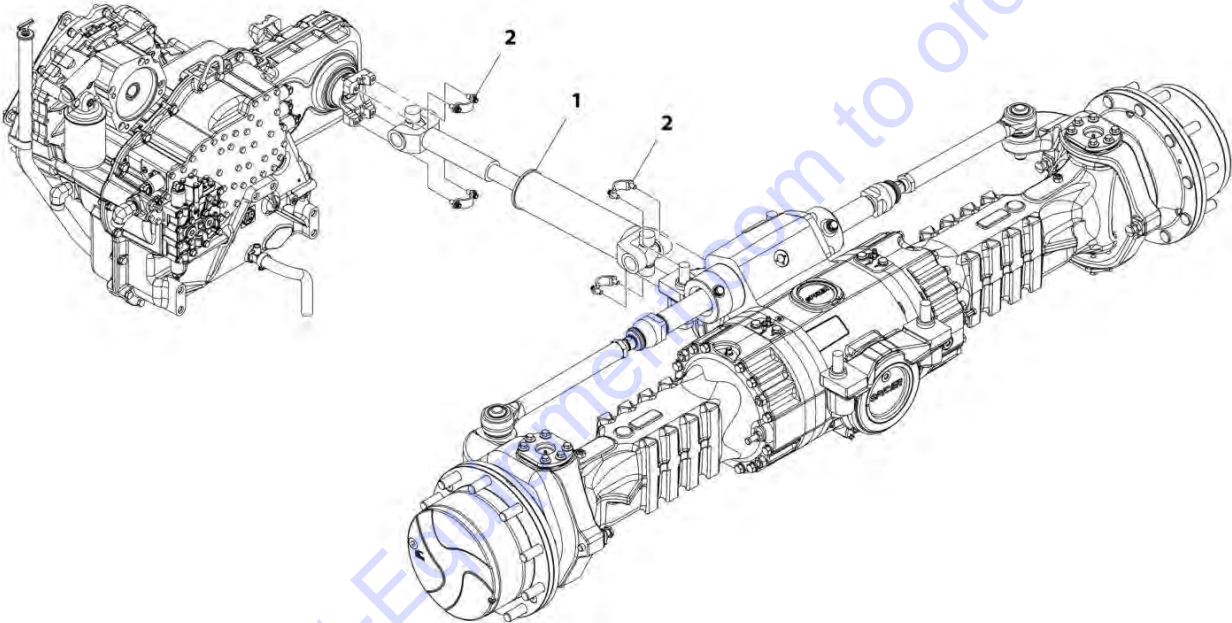
ART\_1001161424-C

FIGURE 5-13. REAR AXLE LINES INSTALLATION

ITEM	PART NUMBER	QTY	DESCRIPTION	REV
	1001161424	Ref	Rear Axle Lines Installation	C
1	2144605	2	Fitting, Straight ORFS	
2	2150808	2	Fitting, 45 ORFS	
3	2170806	1	Fitting, Tee ORFS	
4	1001102509	1	Hose	

SECTION 5 - DRIVETRAIN

FIGURE 5-14. FRONT DRIVE SHAFT INSTALLATION



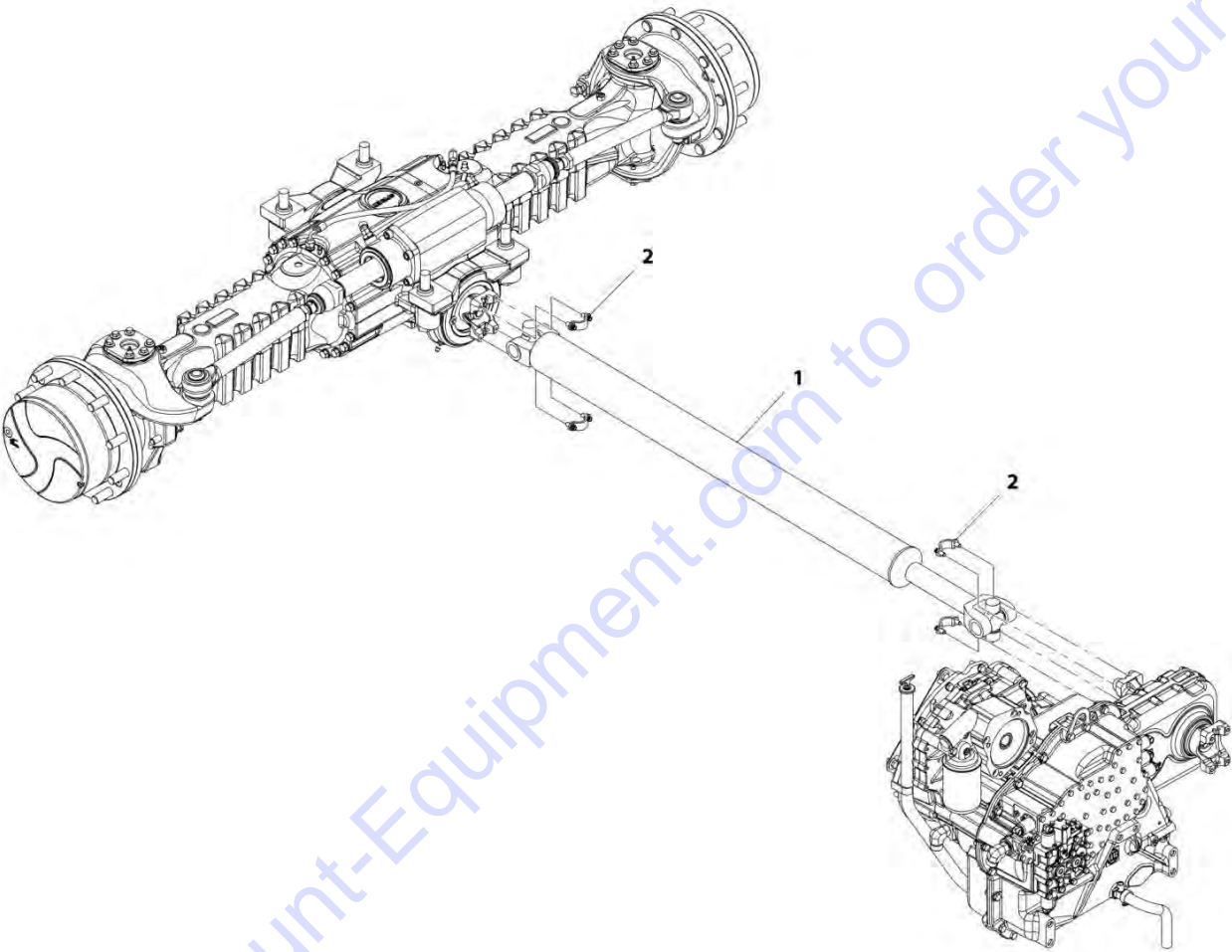
ART\_1001172954-A

FIGURE 5-14. FRONT DRIVE SHAFT INSTALLATION

ITEM	PART NUMBER	QTY	DESCRIPTION	REV
	1001172954	Ref	Front Drive Shaft Installation	A
1	7150580	1	Drive Shaft, Front	
2	8880218-OM	2	Kit, Strap	

SECTION 5 - DRIVETRAIN

FIGURE 5-15. REAR DRIVE SHAFT INSTALLATION



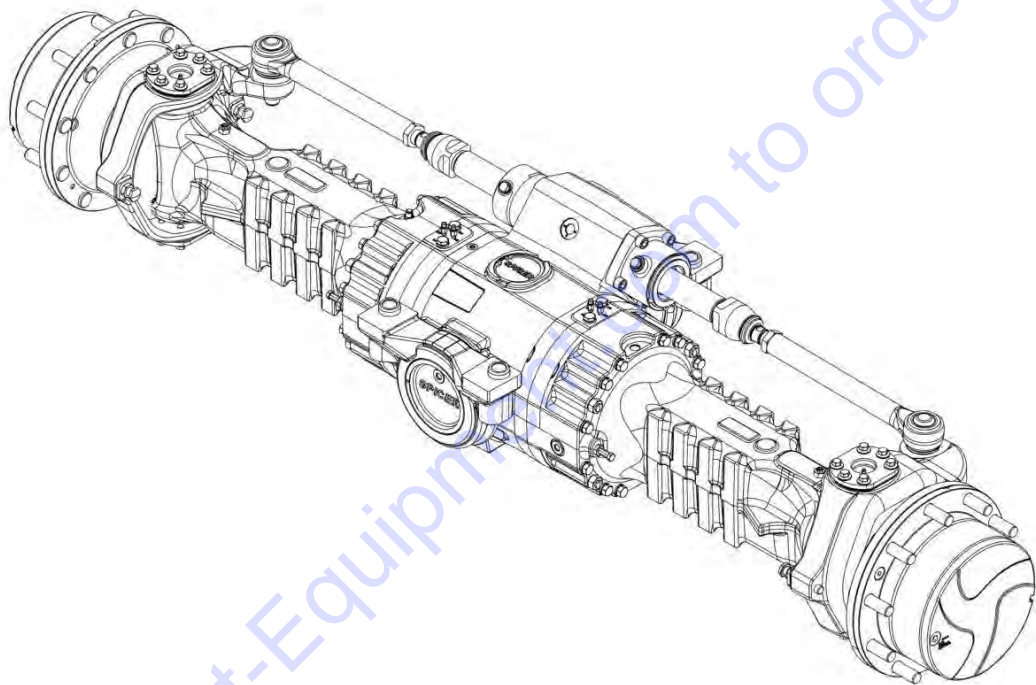
ART\_1001169351-A

FIGURE 5-15. REAR DRIVE SHAFT INSTALLATION

ITEM	PART NUMBER	QTY	DESCRIPTION	REV
	1001169351	Ref	Rear Drive Shaft Installation	A
1	1001170616	1	Drive Shaft, Rear	
2	8880218-OM	2	Kit, Strap	

**SECTION 5 - DRIVETRAIN**

**FIGURE 5-16. FRONT AXLE, 74HP**



ART\_1005198900-A



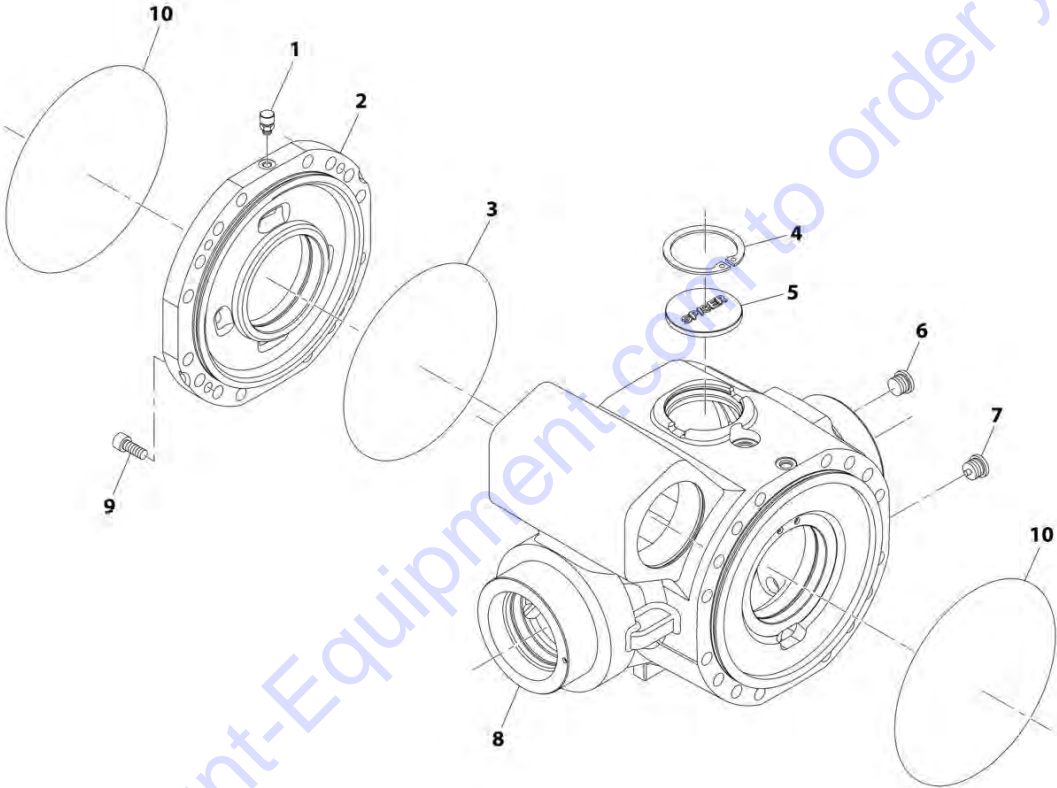
## SECTION 5 - DRIVETRAIN

**FIGURE 5-16. FRONT AXLE, 74HP**

ITEM	PART NUMBER	QTY	DESCRIPTION	REV
	1005198900	Ref	Front Axle, 74HP	A
		Ref	Front Axle, Central Housing (943) (See Separate Breakdown in this Section)	
		Ref	Front Axle, Differential (943) (See Separate Breakdown in this Section)	
		Ref	Front Axle, Hub Reduction (943) (See Separate Breakdown in this Section)	
		Ref	Front Axle, Brakes (943) (See Separate Breakdown in this Section)	
		Ref	Front Axle, Steering (943) (See Separate Breakdown in this Section)	
		Ref	Front Axle, Trunion (943) (See Separate Breakdown in this Section)	

SECTION 5 - DRIVETRAIN

FIGURE 5-17. FRONT AXLE, CENTRAL HOUSING 74HP



ART\_1005198900\_1-A

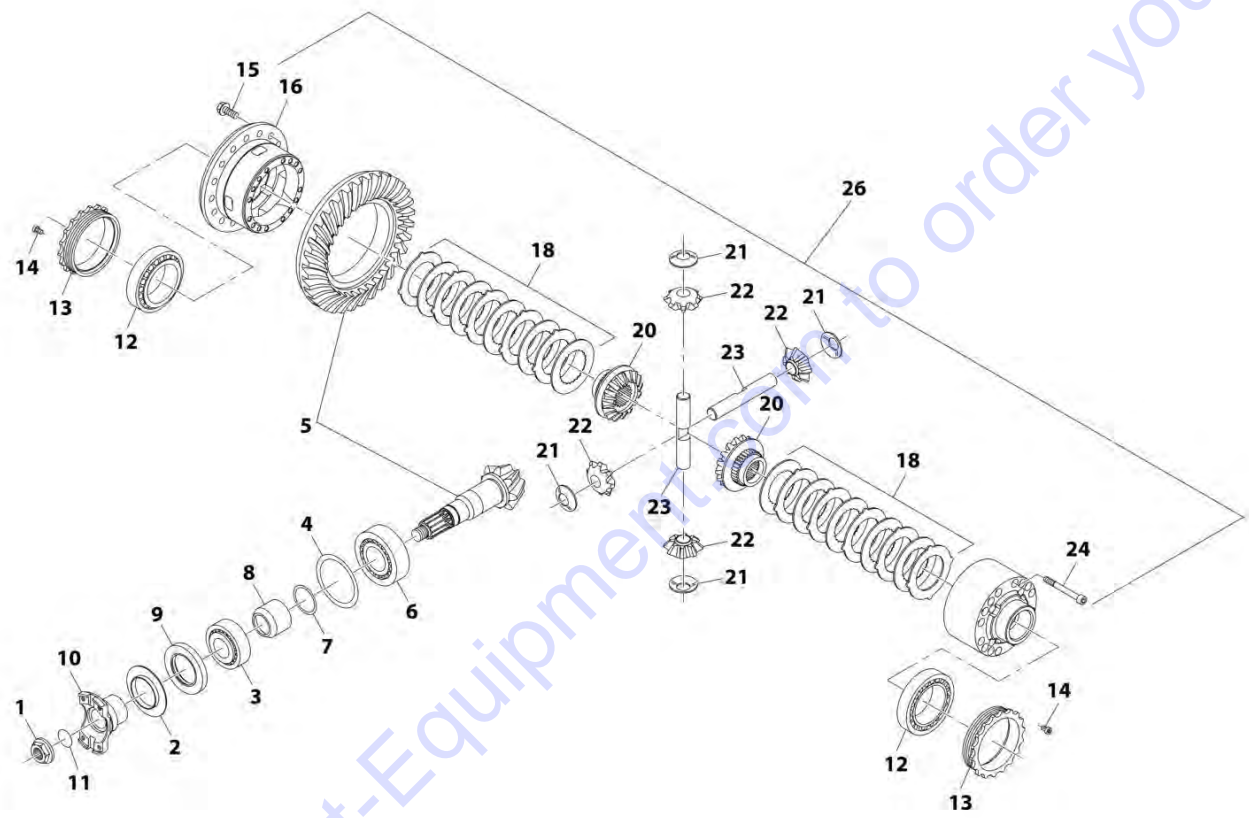
## SECTION 5 - DRIVETRAIN

**FIGURE 5-17. FRONT AXLE, CENTRAL HOUSING 74HP**

ITEM	PART NUMBER	QTY	DESCRIPTION	REV
1	70028464	1	Vent	
2	7029288	1	Cover, Intermediate	
3	80204002	1	O-Ring	
4	80204005	1	Circlip	
5	91514098	1	Plug	
6	70028389	1	Plug	
7	70028388	1	Plug	
8	70025335	1	Housing	
9	91514101	4	Bolt	
10	91514089	2	O-Ring	

SECTION 5 - DRIVETRAIN

FIGURE 5-18. FRONT AXLE, DIFFERENTIAL 74HP



ART\_1005198900\_2-A

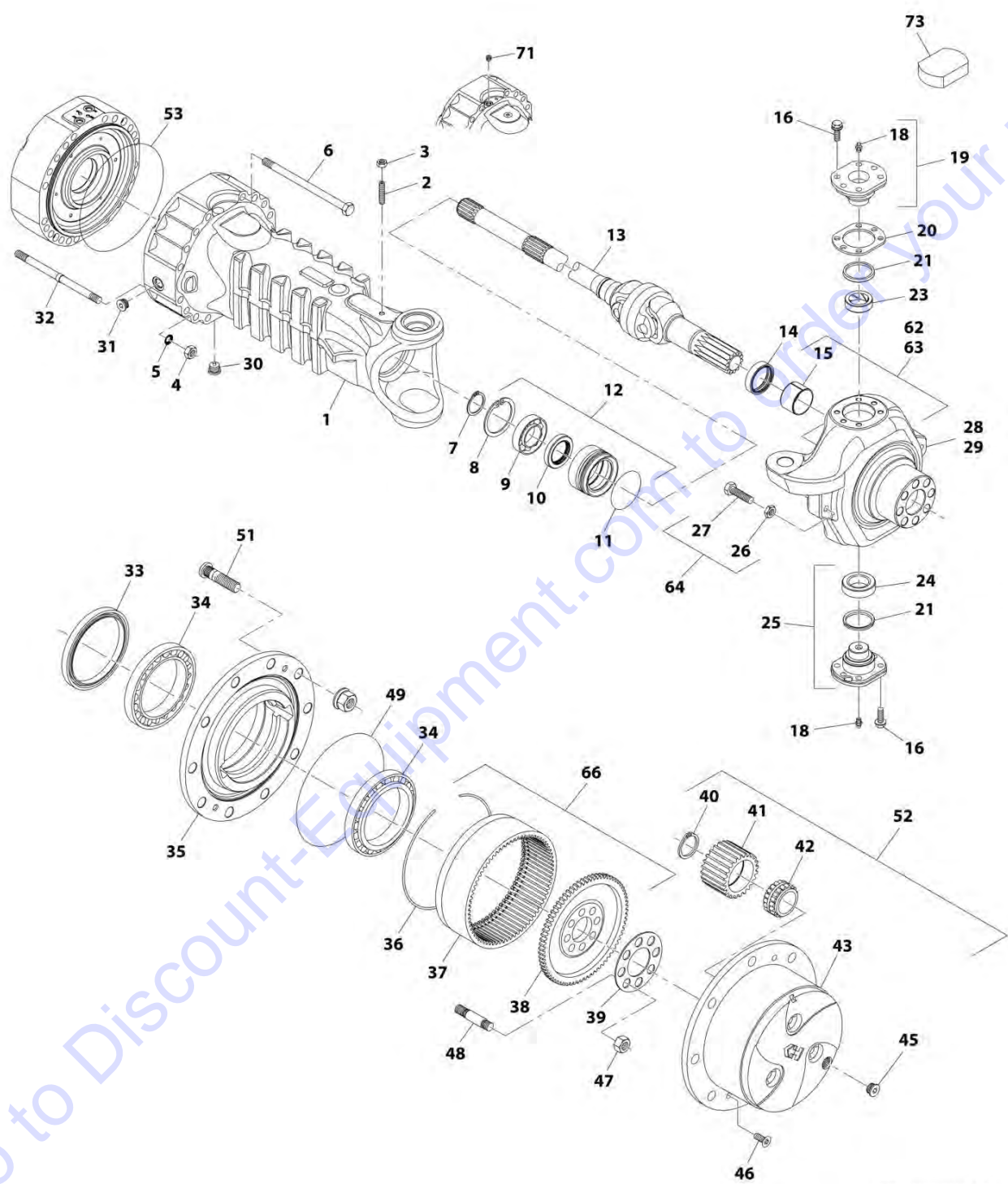
## SECTION 5 - DRIVETRAIN

**FIGURE 5-18. FRONT AXLE, DIFFERENTIAL 74HP**

ITEM	PART NUMBER	QTY	DESCRIPTION	REV
1	80204043	1	Nut	
2	91514130	1	Plate, Cover	
3	80204048	1	Bearing, Taper Roller	
4	70023469	1	Shim	
5	70028391	1	Bevel Gear Set	
6	80204035	1	Bearing, Taper Roller	
7	70023494	1	Spacer	
8	70022140	1	Spacer	
9	70025887	1	Seal	
10	91514131	1	Flange	
11	10725554	1	O-Ring	
12	80204033	2	Bearing, Taper Roller	
13	91514133	2	Nut, Ring	
14	91514134	2	Bolt	
15	70025562	16	Bolt	
16	70024004	1	Carrier, Differential	
18	70026750	2	Kit, Clutch	
20	70025856	2	Gear, Differential Side	
21	70027105	4	Washer	
22	70025339	4	Pinion, Differential	
23	70023490	2	Shaft, Differential	
24	91514143	15	Bolt	
26	70028390	1	Kit, Differential (includes items 16 thru 24)	

SECTION 5 - DRIVETRAIN

FIGURE 5-19. FRONT AXLE, HUB REDUCTION 74HP



## SECTION 5 - DRIVETRAIN

**FIGURE 5-19. FRONT AXLE, HUB REDUCTION 74HP**

ITEM	PART NUMBER	QTY	DESCRIPTION	REV
1	70024850	2	Case, Axle	
2	91514081	2	Bolt	
3	91514082	2	Nut	
4	91514083	8	Nut	
5	91514084	8	Washer	
6	7029309	24	Bolt	
7	80204071	2	Circlip	
8	80204005	2	Circlip	
9	91514146	2	Bearing, Ball	
10	91514147	2	Seal	
11	91514148	2	O-Ring	
12	91514149	2	Reduction Bushing (includes items 8 thru 11)	
13	70025855	2	Joint, Double Universal	
14	70026238	2	Seal	
15	91514111	2	Bushing, Thrust	
16	70025562	24	Bolt	
18	70024881	4	Fitting, Grease	
19	91514112	2	Pin, Pivot	
20	70025561	1	Kit, Shim	
21	7028716	4	Seal, Dust	
23	7028714	2	Bushing	
24	91514095	2	Bearing	
25	7028715	2	Pin, Pivot	
26	80204065	4	Nut	
27	91514117	4	Bolt	
28	N.S.S.	1	Case, Steering	
29	N.S.S.	1	Case, Steering	
30	70028388	2	Plug	
31	70028389	2	Plug	
32	70024851	8	Stud	
33	70026002	2	Seal	
34	80204076	4	Bearing, Taper Roller	
35	91514174	2	Hub, Wheel	
36	91514175	2	Circlip	
37	70024147	2	Gear, Ring	
38	91514177	2	Gear, Ring Support	
39	91514178	2	Plate, Locking	
40	91514184	3	Ring, Snap	
41	91514185	6	Gear, Planet	
42	91514186	6	Bearing	
43	7026731	1	Carrier, Planet Gear	
45	70028387	2	Plug	
46	91514189	4	Bolt, Countersunk	
47	91514179	16	Nut	
48	91514180	16	Stud	
49	91514181	2	O-Ring	
51	91514183	20	Stud, Wheel	
52	7029733	2	Carrier, Planet Gear (includes items 40, 41, 43)	
53	91514089	2	O-Ring	
62	70026239	1	Case, Steering (includes items 15 & 28)	

**SECTION 5 - DRIVETRAIN**

ITEM	PART NUMBER	QTY	DESCRIPTION	REV
63	70026240	1	Case, Steering (includes items 15 & 29)	
64	7028733	4	Bolt, Steering Adjust	
66	70024146	2	Kit, Ring Gear Support (includes items 36 thru 38)	
71	80204012	2	Plug	
73	70028392	2	Cover	

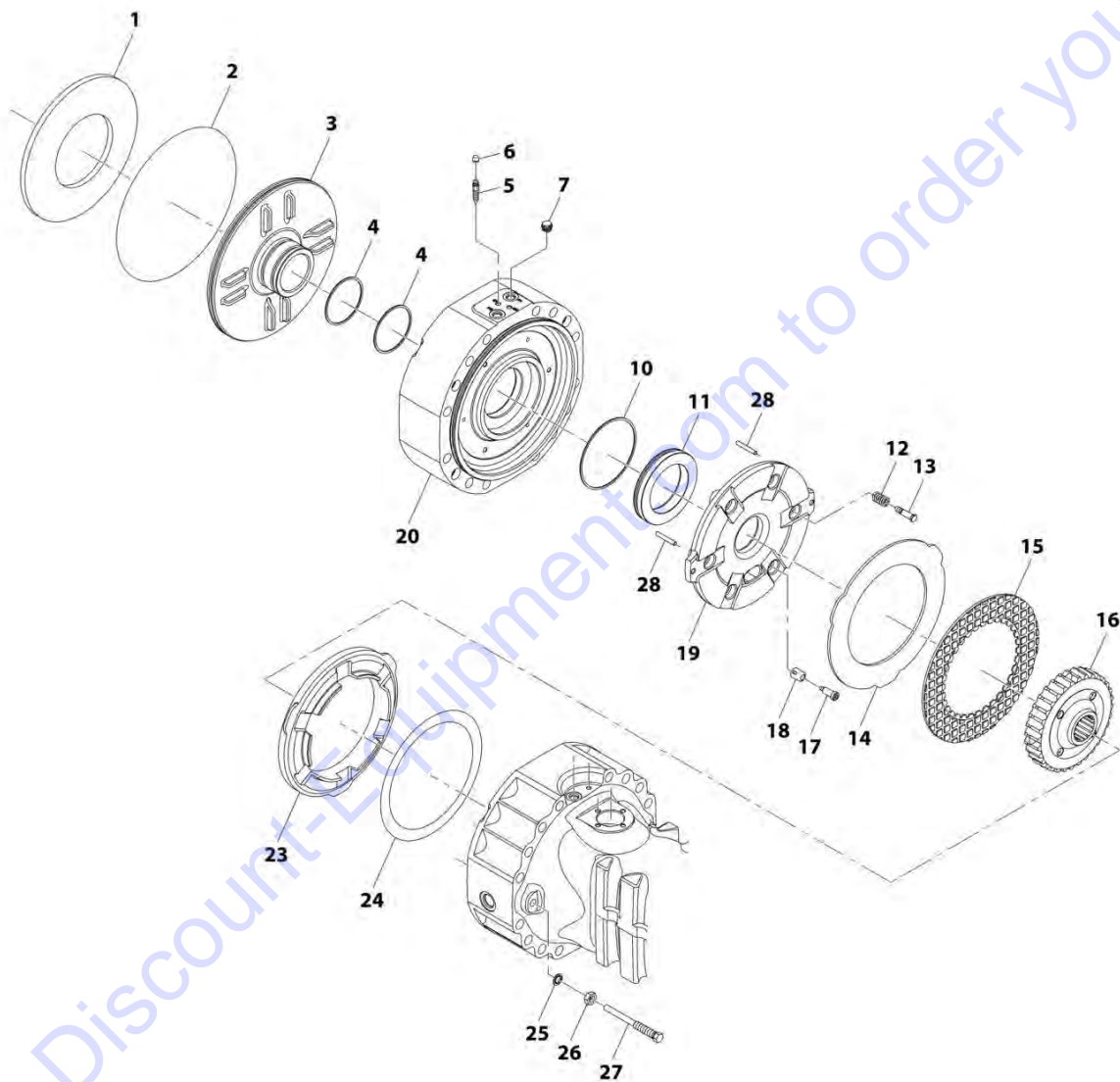
Go to Discount-Equipment.com to order your parts





SECTION 5 - DRIVETRAIN

FIGURE 5-20. FRONT AXLE, BRAKES 74HP



ART\_1005198900\_4-A


## SECTION 5 - DRIVETRAIN

**FIGURE 5-20. FRONT AXLE, BRAKES 74HP**

ITEM	PART NUMBER	QTY	DESCRIPTION	REV
1	91514151	2	Washer	
2	91514089	2	O-Ring	
3	70027092	2	Piston	
4	70026262	4	Seal	
5	80204281	4	Bolt	
6	80204117	4	Plug	
7	91514154	4	Plug	
10	70026263	2	Seal	
11	70027796	2	Piston	
12	91514159	6	Spring	
13	70024210	6	Bolt, Adjusting	
14	70027022	6	Disc, Intermediate Brake	
15	7029735	6	Disk, Brake	
16	7029734	2	Bushing, Reduction	
17	7029787	6	Bolt, Adjusting	
18	70027317	6	Spring	
19	70024849	2	Disc, Intermediate Brake	
20	70024848	2	Cover	
23	70026264	2	Spacer	
24	70025970	1	Shim	
25	80204108	4	Washer, Lock	
26	80204060	4	Nut	
27	70024213	4	Bolt	
28	70024215	4	Dowel	

## 342

943



ART\_1005198900\_5-A

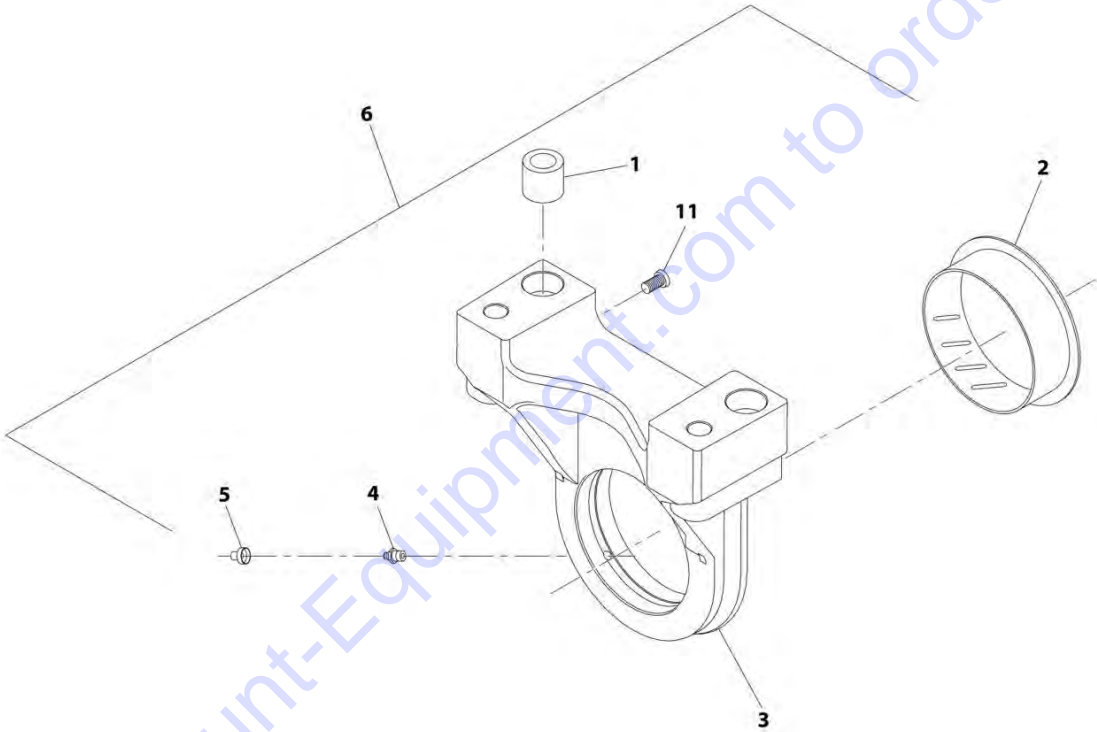
## SECTION 5 - DRIVETRAIN

**FIGURE 5-21. FRONT AXLE, STEERING 74HP**

ITEM	PART NUMBER	QTY	DESCRIPTION	REV
1	7026490	1	Cylinder	
2	80204143	2	O-Ring	
3	70026753	2	Rod, Articulated Tie	
3	70022773	2	Nut	
4	80204144	5	Bolt	
10	7029127	1	Kit, Seal	
12	70028465	1	Joint, 90	
13	70028466	1	Axial Joint Shaft	
14	70028467	1	Rubber Boot and Locking Ring Kit	
15	70028468	1	Rubber Boot and Locking Ring Kit	

SECTION 5 - DRIVETRAIN

FIGURE 5-22. FRONT AXLE, TRUNION 74HP



ART\_1005198900\_6-A

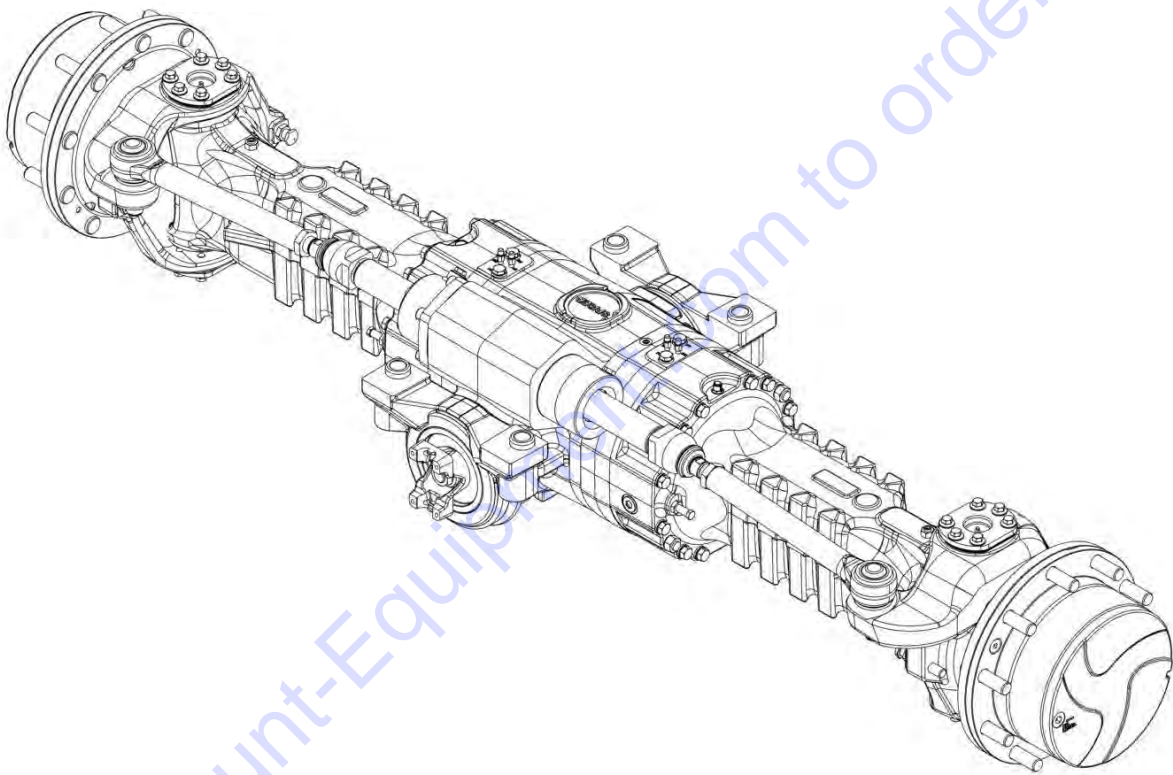
## SECTION 5 - DRIVETRAIN

**FIGURE 5-22. FRONT AXLE, TRUNION 74HP**

ITEM	PART NUMBER	QTY	DESCRIPTION	REV
1	7029290	4	Bushing	
2	91514090	2	Bushing, Thrust	
3	N.S.S.	2	Support	
4	70024881	2	Fitting, Grease	
5	80204117	2	Plug	
6	70026266	2	Support Assembly (includes items 1 thru 5)	
11	70025884	2	Bolt	

**SECTION 5 - DRIVETRAIN**

**FIGURE 5-23. FRONT AXLE**



ART\_1001165831-G

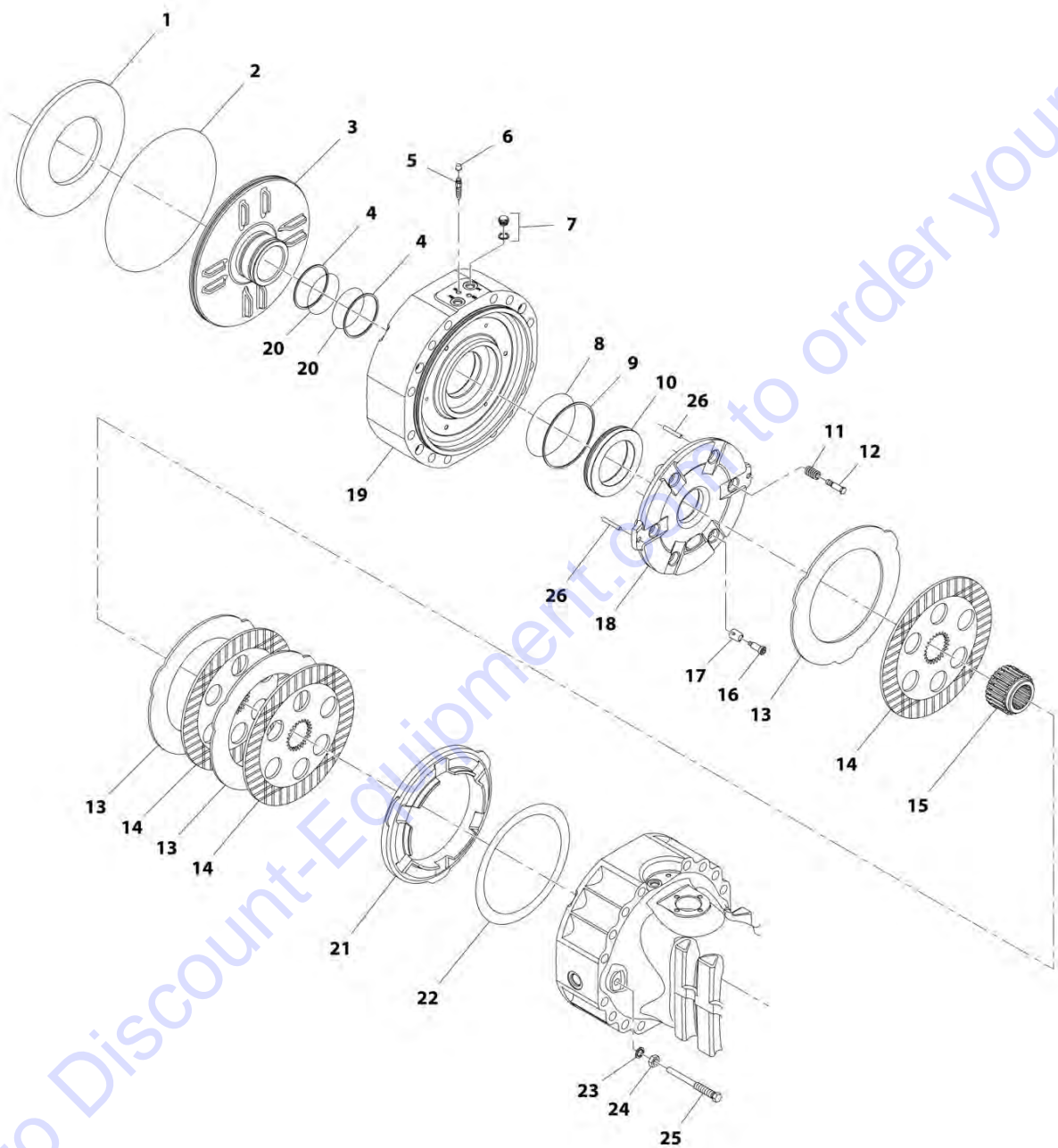


FIGURE 5-23. FRONT AXLE

ITEM	PART NUMBER	QTY	DESCRIPTION	REV
	1001165831	Ref	Front Axle	G
		Ref	Front Axle, Brakes (See BRAKES for Breakdown)	
		Ref	Front Axle, Central Housing (See CENTRAL HOUSING for Breakdown)	
		Ref	Front Axle, Differential (See DIFFERENTIAL for Breakdown)	
		Ref	Front Axle, Hub Reduction (See HUB REDUCTION for Breakdown)	
		Ref	Front Axle, Steering (See STEERING for Breakdown)	
		Ref	Front Axle, Trunion (See TRUNION for Breakdown)	
		Ref	Front Axle, Differential Kit (See DIFFERENTIAL KIT for Breakdown)	
		Ref	Front Axle, Planet Gear Carrier (See PLANET GEAR CARRIER for Breakdown)	
		Ref	Front Axle, Ring Gear Support (See RING GEAR SUPPORT for Breakdown)	
		Ref	Front Axle, Planet Gear Carrier (See PLANET GEAR CARRIER for Breakdown)	
		Ref	Front Axle, Support (See SUPPORT for Breakdown)	

SECTION 5 - DRIVETRAIN

FIGURE 5-24. FRONT AXLE, BRAKES



ART\_1001165831\_1-G

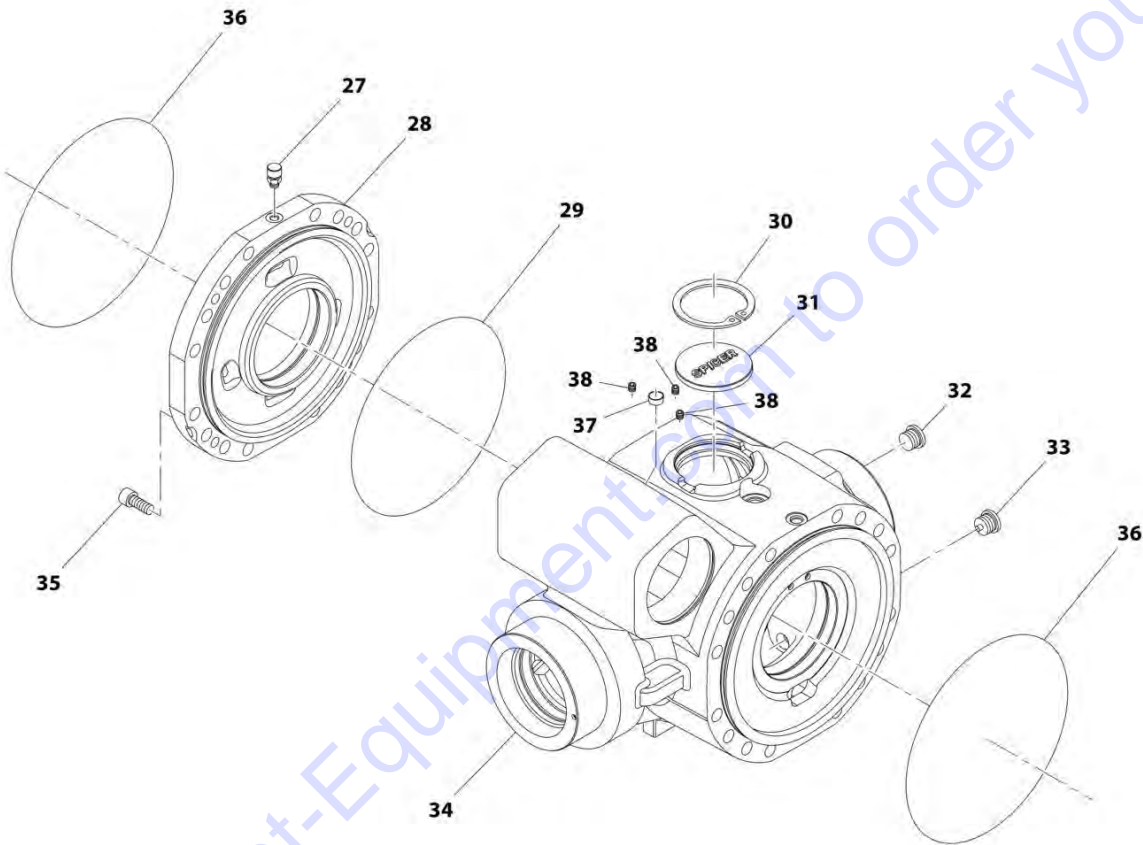
## SECTION 5 - DRIVETRAIN

**FIGURE 5-24. FRONT AXLE, BRAKES**

ITEM	PART NUMBER	QTY	DESCRIPTION	REV
1	91514151	2	Washer	
2	91514089	2	O-Ring	
3	91514152	2	Piston	
4	91514153	4	Ring, Backup	
5	80204281	4	Bolt	
6	80204117	4	Plug	
7	91514154	4	Plug	
8	91514156	2	O-Ring	
9	91514157	2	Ring, Backup	
10	91514158	1	Piston	
11	91514159	6	Spring	
12	70024210	6	Adjusting	
13	91514161	6	Disc, Intermediate Brake	
14	7029735	6	Disc, Brake	
15	7029734	2	Bushing, Reduction	
16	7029789	6	Bolt	
17	91514165	6	Spring	
18	70024849	2	Disc, Intermediate Brake	
19	70024848	2	Cover	
20	91514167	4	O-Ring	
21	7029298	2	Spacer	
22	70025970	1	Shim	
23	80204108	4	Washer, Lock	
24	80204060	4	Nut	
25	70024213	4	Bolt, M12X122.5	
26	70024215	4	Dowel	

SECTION 5 - DRIVETRAIN

FIGURE 5-25. FRONT AXLE, CENTRAL HOUSING



ART\_1001165831\_2-G

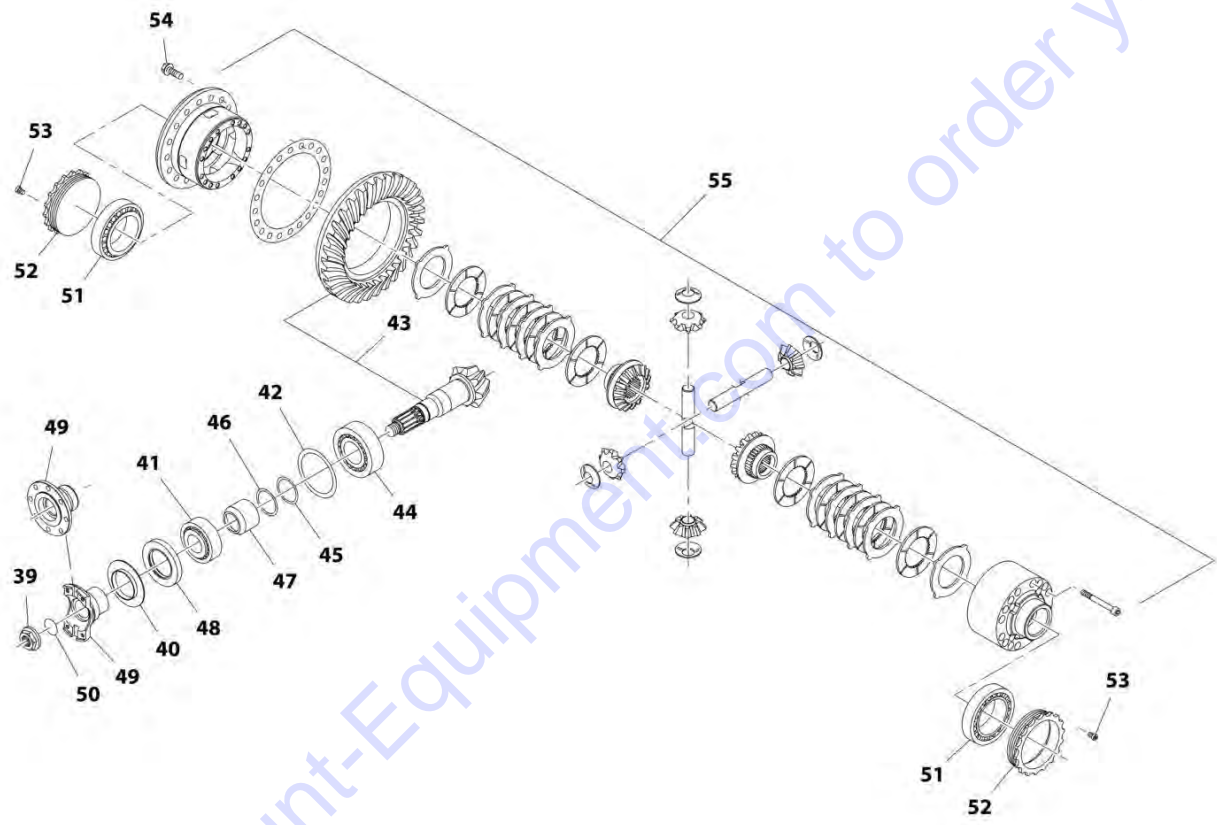
## SECTION 5 - DRIVETRAIN

**FIGURE 5-25. FRONT AXLE, CENTRAL HOUSING**

ITEM	PART NUMBER	QTY	DESCRIPTION	REV
27	91474512	1	Vent	
28	7029288	1	Cover, Intermediate	
29	80204002	1	O-Ring	
30	80204005	1	Circlip	
31	91514098	1	Plug	
32	91514087	1	Plug	
33	70021177	1	Plug	
34	70025335	1	Housing	
35	91514101	4	Bolt	
36	91514089	2	O-Ring	
37	7029307	1	Plug	
38	8008175	3	Bolt	

SECTION 5 - DRIVETRAIN

FIGURE 5-26. FRONT AXLE, DIFFERENTIAL



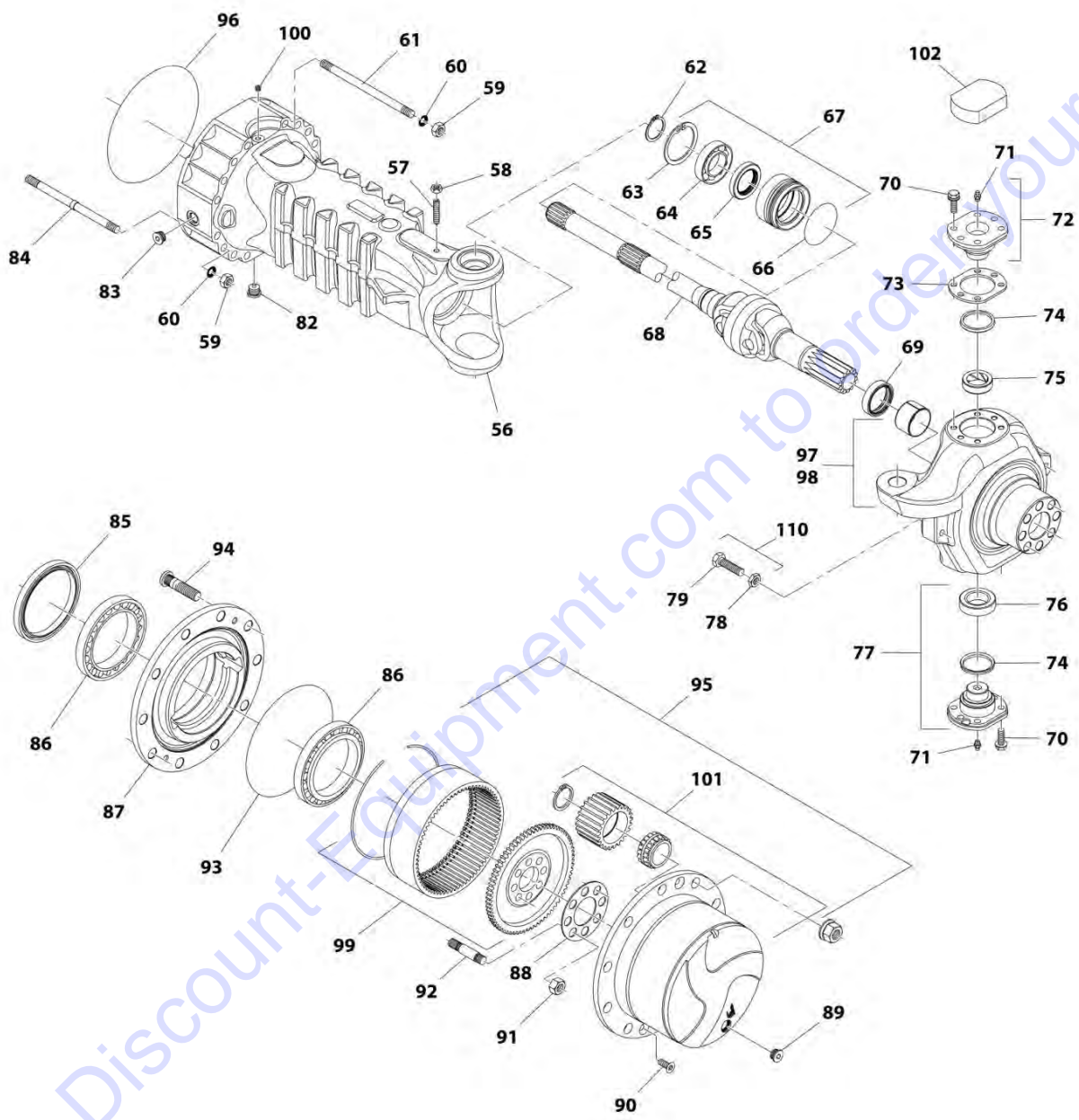
ART\_1001165831\_3-G

FIGURE 5-26. FRONT AXLE, DIFFERENTIAL

ITEM	PART NUMBER	QTY	DESCRIPTION	REV
39	80204043	1	Nut	
40	91514130	1	Plate, Cover	
41	80204048	1	Bearing, Tape Roller	
42	70023469	1	Shim	
43	70026633	1	Gear, Bevel Set	
44	80204035	1	Bearing, Tape Roller	
45	70026438	1	Kit, Shim	
46	70026439	1	Kit, Shim	
47	70022140	1	Spacer	
48	70025887	1	Seal	
49	91514131	1	Flange	
50	10725554	1	O-Ring	
51	80204033	2	Bearing, Tape Roller	
52	91514133	2	Nut, Ring	
53	91514134	2	Bolt	
54	91514123	16	Bolt	
55	70024005	1	Kit, Differential (See DIFFERENTIAL KIT for Breakdown)	

SECTION 5 - DRIVETRAIN

FIGURE 5-27. FRONT AXLE, HUB REDUCTION



ART\_1001165831\_4-G



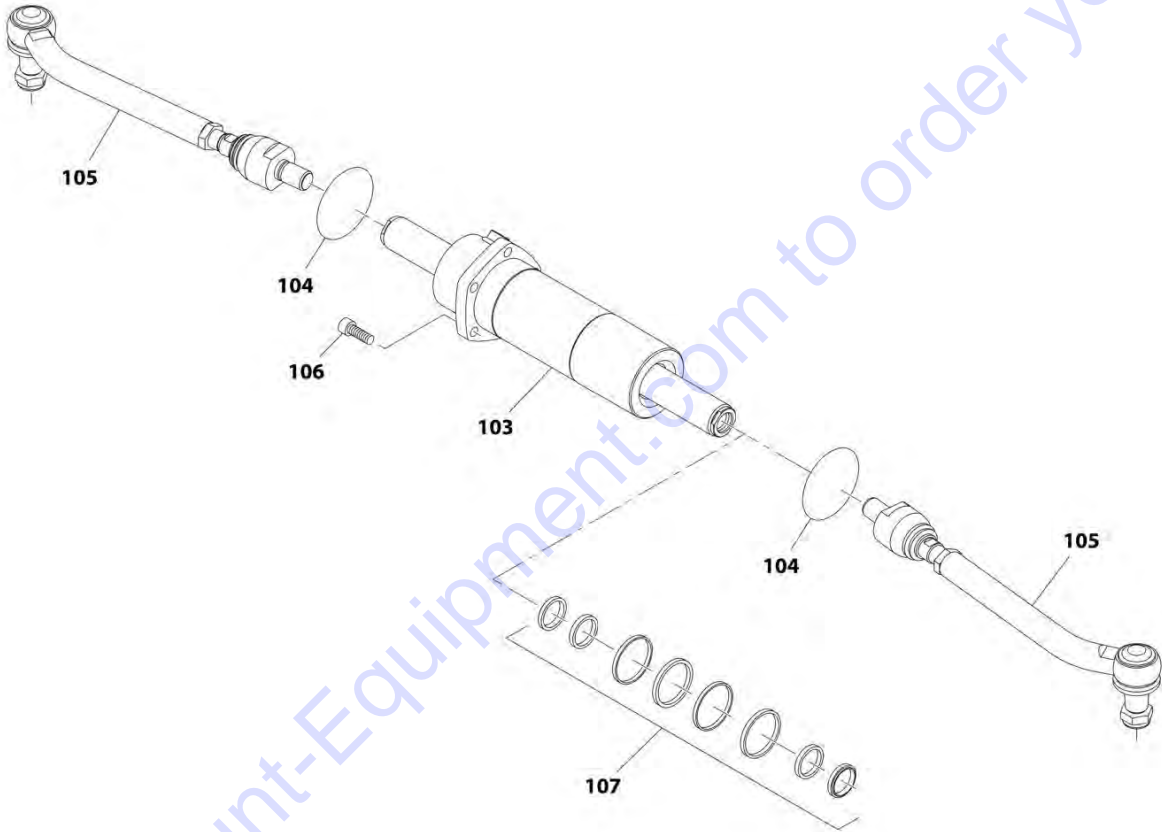
## SECTION 5 - DRIVETRAIN

**FIGURE 5-27. FRONT AXLE, HUB REDUCTION**

ITEM	PART NUMBER	QTY	DESCRIPTION	REV
57	91514081	2	Bolt	
58	91514082	2	Nut	
59	91514083	8	Nut	
56	70024850	2	Case, Axle	
60	91514084	8	Washer	
61	7029309	24	Bolt	
62	80204071	2	Circlip	
63	80204005	2	Circlip	
64	91514146	2	Ball Bearing	
65	91514147	2	Seal	
66	91514148	2	O-Ring	
67	91514149	2	Bushing, Reduction	
68	70025855	2	Joint, Double Universal	
69	70026238	2	Seal	
70	91514123	24	Bolt	
71	91514099	4	Fitting, Grease	
72	91514112	2	Pin, Pivot	
73	70025561	1	Kit, Shim	
74	7028716	4	Seal, Dust	
75	7028714	2	Bushing	
76	91514095	2	Bearing	
77	7028715	2	Pin, Pivot	
78	80204065	4	Nut	
79	91514117	4	Bolt	
82	70021177	2	Plug	
83	91514087	2	Plug	
84	70024851	8	Stud	
85	7029300	2	Seal	
86	80204076	4	Bearing, Taper Roller	
87	91514174	2	Hub, Wheel	
88	91514178	1	Plate, Locking	
89	91514188	2	Plug	
90	91514189	4	Bolt	
91	91514179	16	Nut	
92	91514180	16	Stud	
93	91514181	2	O-Ring	
94	91514183	20	Stud	
95	70025972	2	Kit, Planet Gear Carrier (See PLANET GEAR CARRIER for Breakdown)	
96	91514089	2	O-Ring	
97	70026239	1	Case, Steering	
98	70026240	1	Case, Steering	
99	70024146	2	Kit, Ring Gear Support (See RING GEAR SUPPORT for Breakdown)	
110	7028733	1	Bolt, Steering Adjust (includes items 78 & 79)	
100	80204012	2	Plug	
101	7029733	2	Kit, Planet Gear Carrier (See PLANET GEAR CARRIER for Breakdown)	
102	91474524	2	Cover	

SECTION 5 - DRIVETRAIN

FIGURE 5-28. FRONT AXLE, STEERING



ART\_1001165831\_5-G

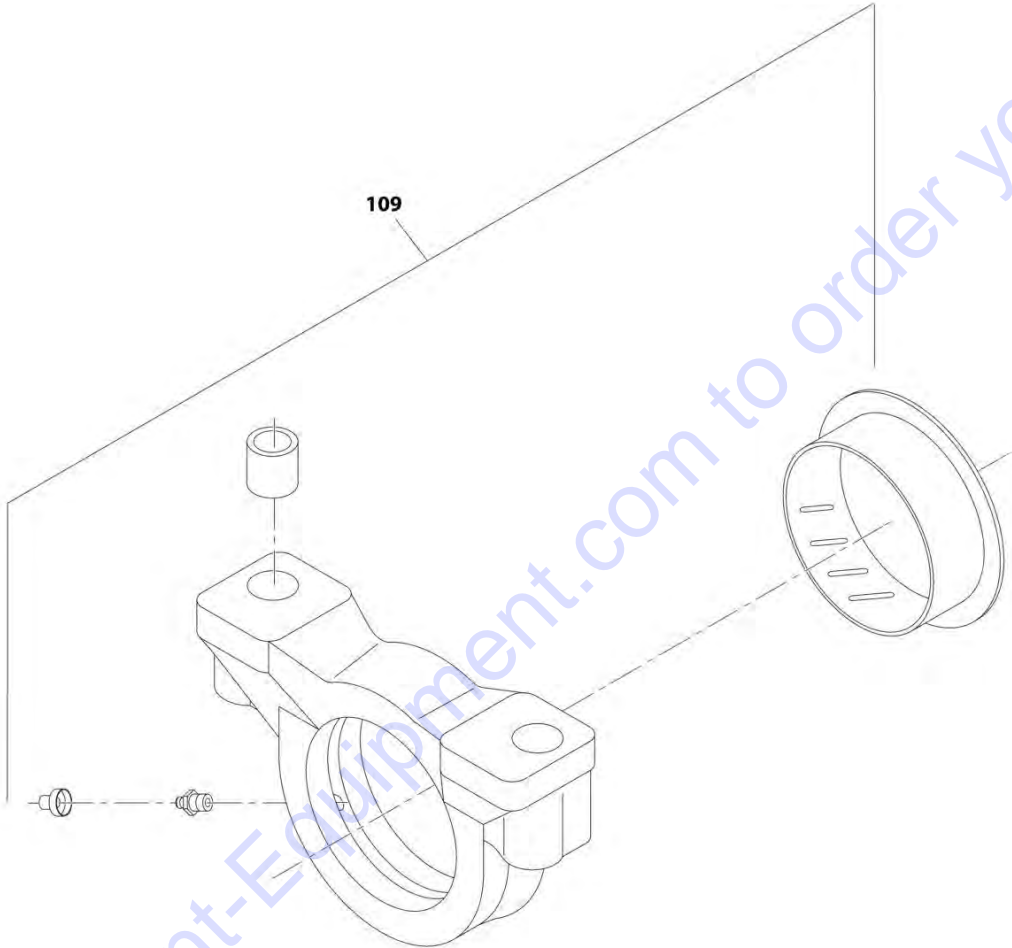
## SECTION 5 - DRIVETRAIN

**FIGURE 5-28. FRONT AXLE, STEERING**

ITEM	PART NUMBER	QTY	DESCRIPTION	REV
103	7026490	1	Cylinder	
104	80204143	2	O-Ring	
105	70021614	2	Rod, Articulated Tie	
106	80204144	5	Bolt	
107	7029127	1	Kit, Seal	

SECTION 5 - DRIVETRAIN

FIGURE 5-29. FRONT AXLE, TRUNION



ART\_1001165831\_6-G

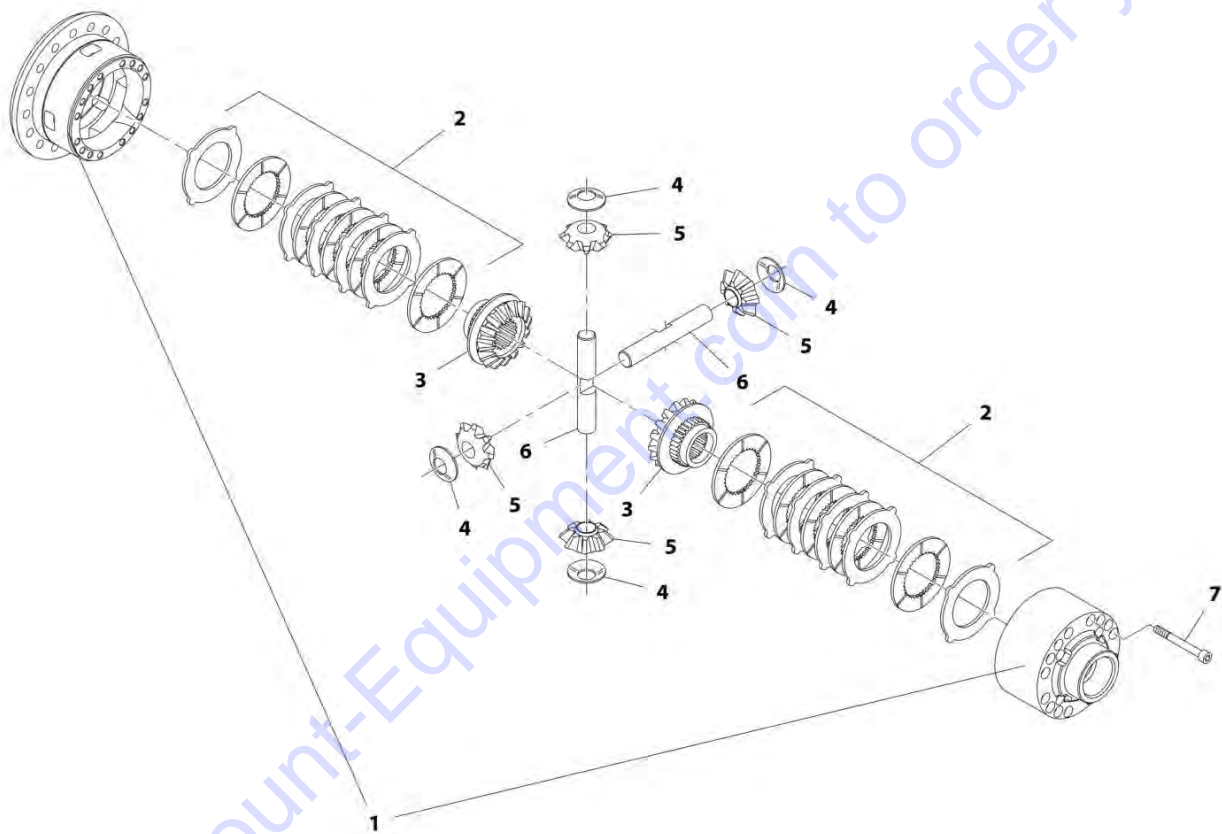
FIGURE 5-29. FRONT AXLE, TRUNION

ITEM	PART NUMBER	QTY	DESCRIPTION	REV
109	70026266	2	Trunion (See Support for Breakdown)	

Go to Discount-Equipment.com to order your parts

SECTION 5 - DRIVETRAIN

FIGURE 5-30. FRONT AXLE, DIFFERENTIAL KIT



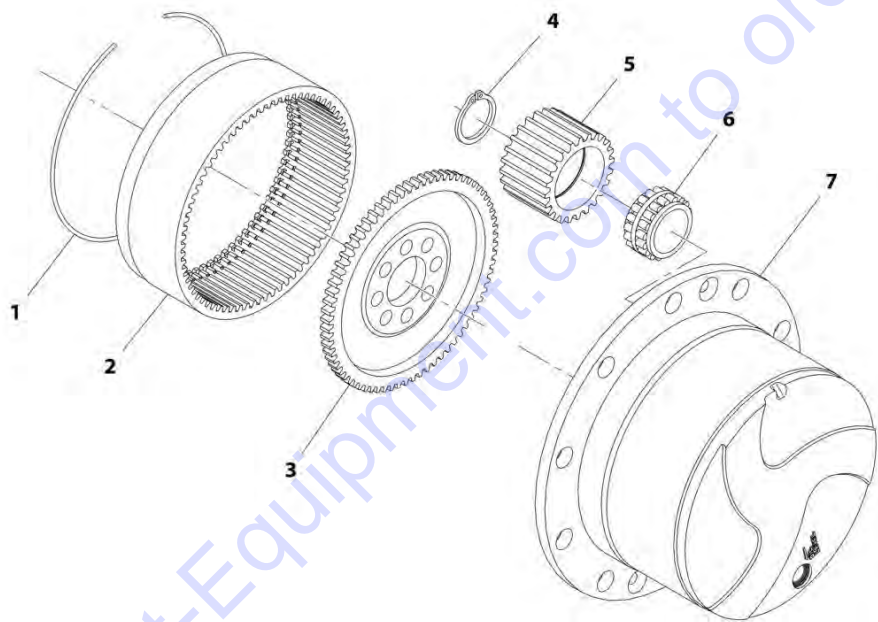
ART\_1001165831\_7-G

FIGURE 5-30. FRONT AXLE, DIFFERENTIAL KIT

ITEM	PART NUMBER	QTY	DESCRIPTION	REV
	70024005	Ref	Differential Kit	
1	70024004	1	Carrier, Differential	
2	70023496	2	Disc, Clutch	
3	70025856	2	Gear, Differential Side	
4	70023491	4	Washer	
5	70025339	4	Pinion, Differential	
6	70023490	2	Shaft, Differential	
7	91514143	1	Bolt	

SECTION 5 - DRIVETRAIN

FIGURE 5-31. FRONT AXLE, PLANET GEAR CARRIER



ART\_1001165831\_8-G

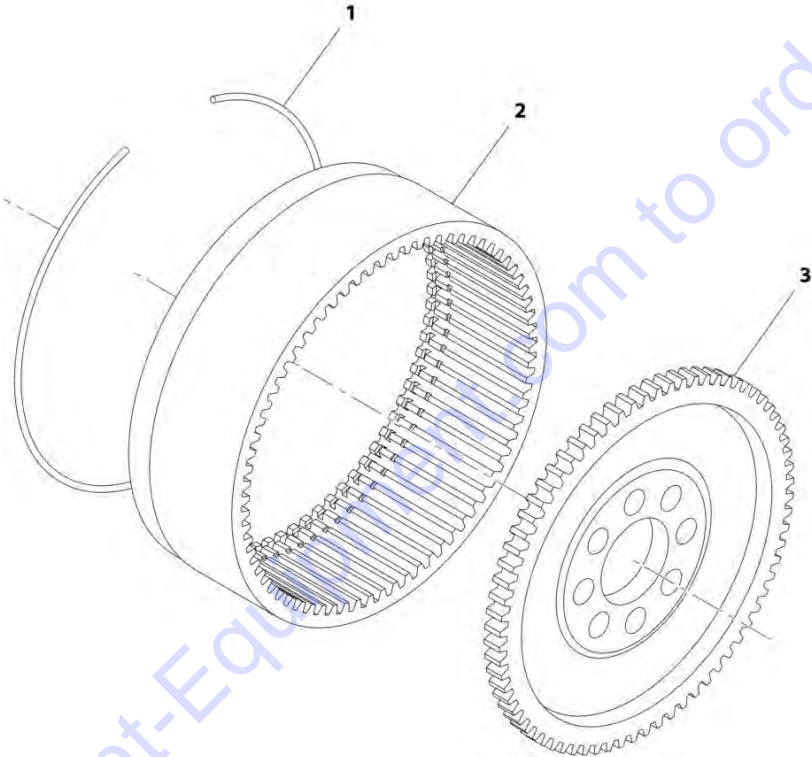


FIGURE 5-31. FRONT AXLE, PLANET GEAR CARRIER

ITEM	PART NUMBER	QTY	DESCRIPTION	REV
	70025972	Ref	Planet Gear Carrier	
1	91514175	1	Circlip	
2	70024147	1	Gear, Ring	
3	91514177	1	Gear, Ring Support	
4	91514184	3	Ring, Snap	
5	91514185	3	Gear, Planet	
6	91514186	3	Bearing	
7	7026731	1	Carrier, Planet Gear	

SECTION 5 - DRIVETRAIN

FIGURE 5-32. FRONT AXLE, RING GEAR SUPPORT



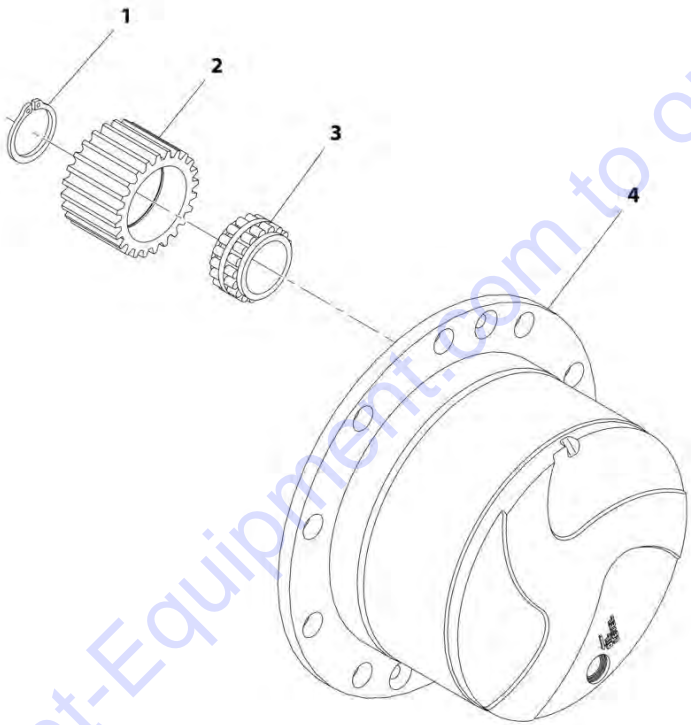
ART\_1001165831\_9-G

FIGURE 5-32. FRONT AXLE, RING GEAR SUPPORT

ITEM	PART NUMBER	QTY	DESCRIPTION	REV
	70024146	Ref	Ring Gear Support	
1	91514175	1	Circlip	
2	70024147	1	Gear, Ring	
3	91514177	1	Gear, Ring Support	

SECTION 5 - DRIVETRAIN

FIGURE 5-33. FRONT AXLE, PLANET GEAR CARRIER



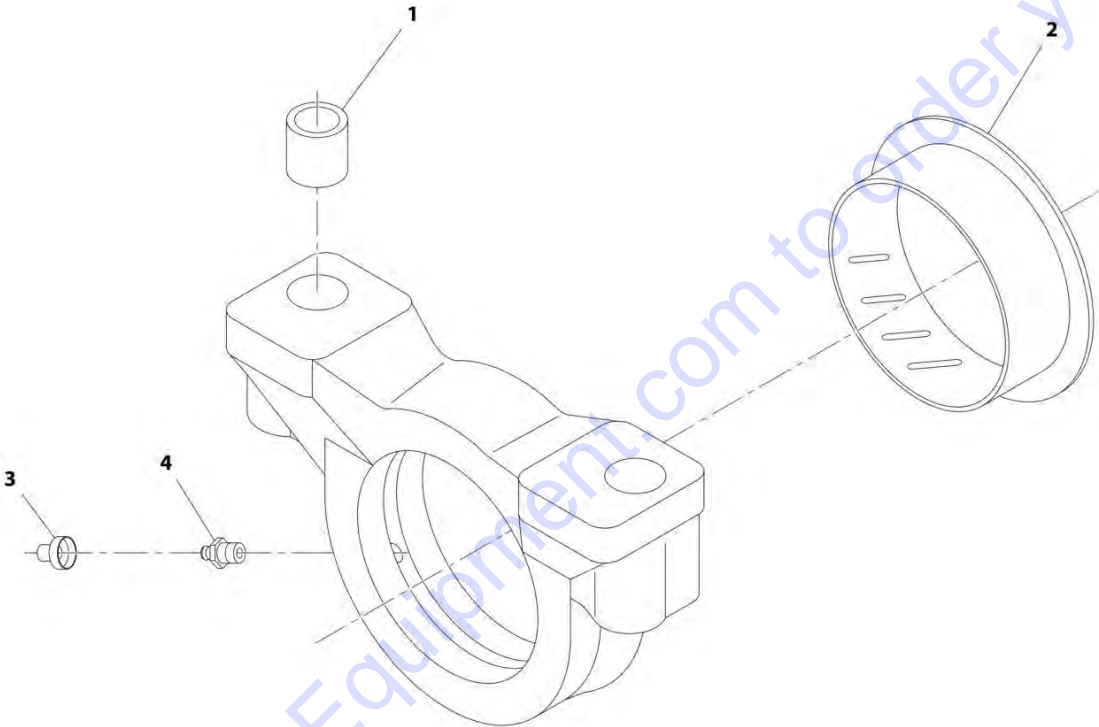
ART\_1001165831\_10-G

FIGURE 5-33. FRONT AXLE, PLANET GEAR CARRIER

ITEM	PART NUMBER	QTY	DESCRIPTION	REV
	7029733	Ref	Planet Gear Carrier	
1	91514184	3	Ring, Snap	
2	91514185	3	Gear, Planet	
3	91514186	3	Bearing	
4	7026731	1	Carrier, Planet Gear	

SECTION 5 - DRIVETRAIN

FIGURE 5-34. FRONT AXLE, SUPPORT



ART\_1001165831\_11-G

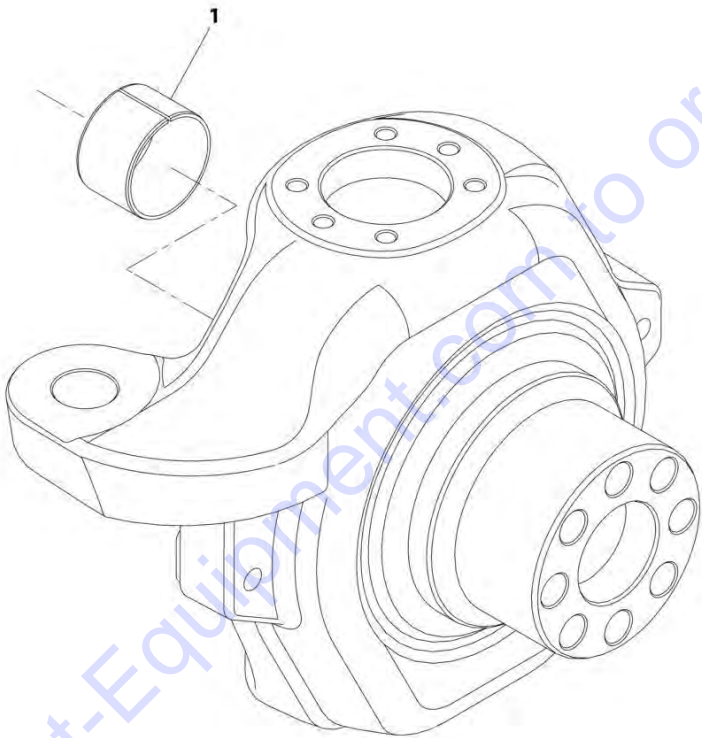
## SECTION 5 - DRIVETRAIN

**FIGURE 5-34. FRONT AXLE, SUPPORT**

ITEM	PART NUMBER	QTY	DESCRIPTION	REV
	70026266	Ref	Support	
1	7029290	2	Bushing, Reduction	
2	91514090	1	Bushing, Thrust	
3	80204117	1	Plug	
4	91514099	1	Fitting, Grease	

**SECTION 5 - DRIVETRAIN**

**FIGURE 5-35. FRONT AXLE, SUPPORT**



ART\_1001165831\_12-G

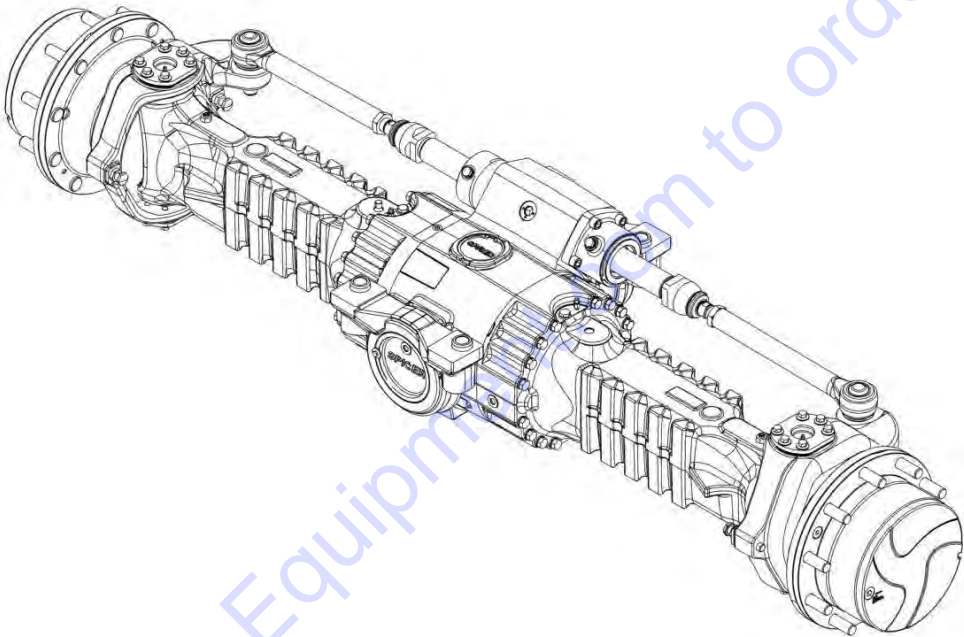


FIGURE 5-35. FRONT AXLE, SUPPORT

ITEM	PART NUMBER	QTY	DESCRIPTION	REV
	70026266	Ref	Support	
1	7029290	2	Bushing, Reduction	
2	91514090	1	Bushing, Thrust	
3	80204117	1	Plug	
4	91514099	1	Fitting, Grease	

**SECTION 5 - DRIVETRAIN**

**FIGURE 5-36. REAR AXLE, 74HP**



ART\_1005207700-A

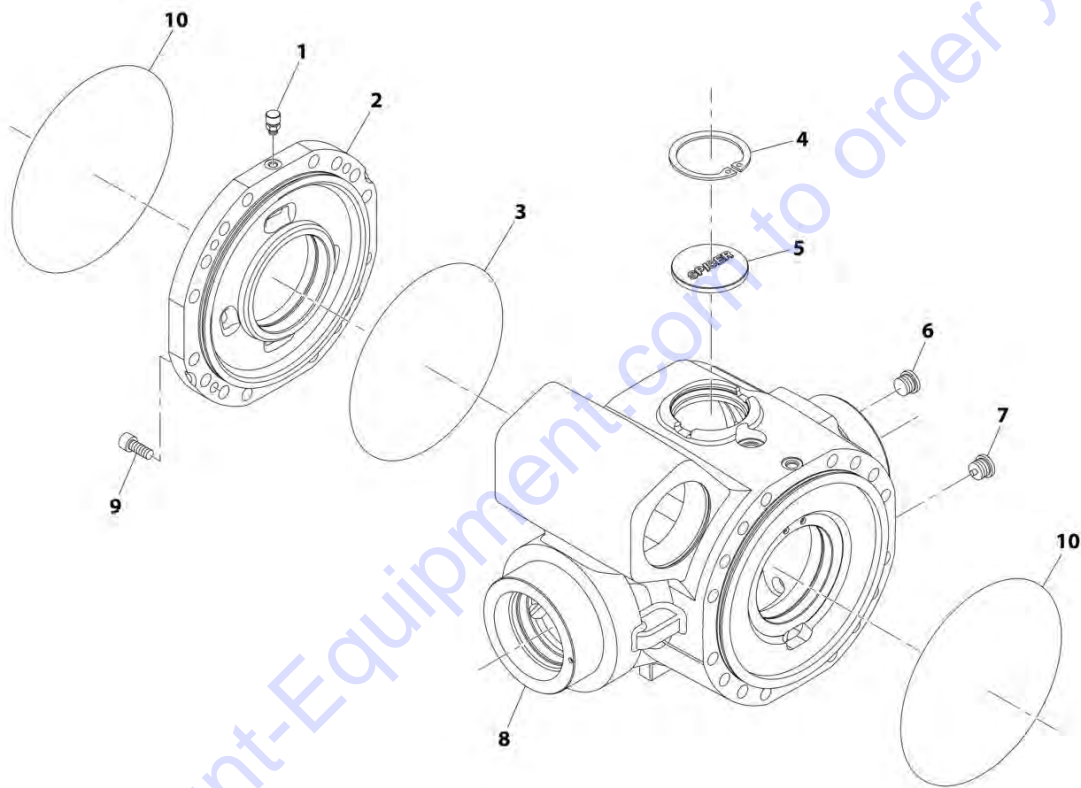
## SECTION 5 - DRIVETRAIN

**FIGURE 5-36. REAR AXLE, 74HP**

ITEM	PART NUMBER	QTY	DESCRIPTION	REV
	1005207700	Ref	Rear Axle, 74HP	A
		Ref	Rear Axle, Central Housing (See Separate Breakdown in this Section)	
		Ref	Rear Axle, Differential (See Separate Breakdown in this Section)	
		Ref	Rear Axle, Hub Reduction (See Separate Breakdown in this Section)	
		Ref	Rear Axle, Brakes (See Separate Breakdown in this Section)	
		Ref	Rear Axle, Steering (See Separate Breakdown in this Section)	
		Ref	Rear Axle, Trunion (See Separate Breakdown in this Section)	

SECTION 5 - DRIVETRAIN

FIGURE 5-37. REAR AXLE, CENTRAL HOUSING 74HP



ART\_1005207700\_1-A

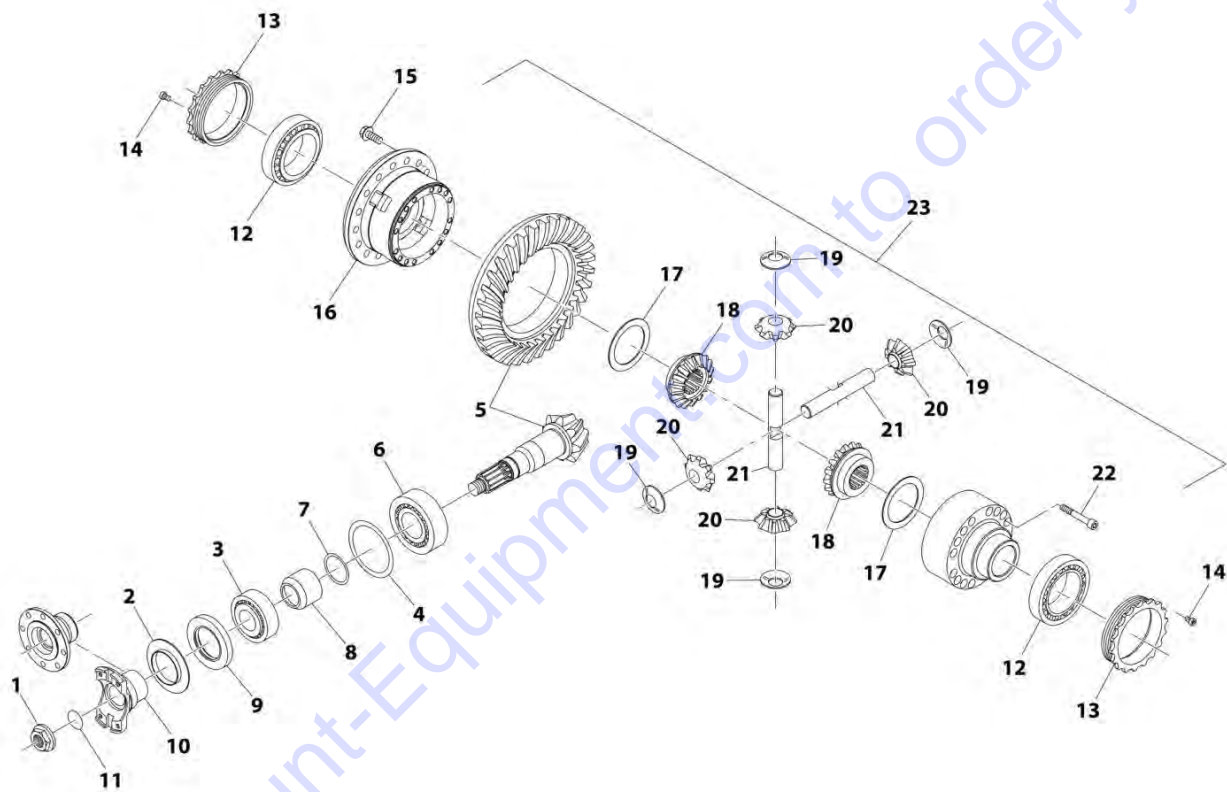
## SECTION 5 - DRIVETRAIN

**FIGURE 5-37. REAR AXLE, CENTRAL HOUSING 74HP**

ITEM	PART NUMBER	QTY	DESCRIPTION	REV
1	70028464	1	Vent	
2	7029288	1	Cover, Intermediate	
3	80204002	1	O-Ring	
4	80204005	1	Circlip	
5	91514098	1	Plug	
6	70028389	1	Plug	
7	70028388	1	Plug	
8	70025335	1	Housing	
9	91514101	4	Bolt	
10	91514089	2	O-Ring	

SECTION 5 - DRIVETRAIN

FIGURE 5-38. REAR AXLE, DIFFERENTIAL 74HP



ART\_1005207700\_2-A


## SECTION 5 - DRIVETRAIN

**FIGURE 5-38. REAR AXLE, DIFFERENTIAL 74HP**

ITEM	PART NUMBER	QTY	DESCRIPTION	REV
1	80204043	1	Nut	
2	91514130	1	Plate, Cover	
3	80204048	1	Bearing, Taper Roller	
4	70023469	1	Shim	
5	70028399	1	Gear, Bevel Set	
6	80204035	1	Bearing, Tape Roller	
7	70023494	1	Spacer	
8	70022140	1	Spacer	
9	70025887	1	Seal	
10	91514131	1	Flange	
11	10725554	1	O-Ring	
12	80204033	2	Bearing, Tape Roller	
13	91514133	2	Nut, Ring	
14	91514134	2	Bolt	
15	70025562	16	Bolt	
16	70025337	1	Carrier, Differential	
17	70023493	2	Washer	
18	70025338	2	Gear, Differential Side	
19	70027105	4	Washer	
20	70025339	4	Pinion, Differential	
21	70023490	2	Shaft, Differential	
22	70023489	15	Bolt	
23	70028398	1	Differential (includes items 16 thru 22)	

## 378

943





## SECTION 5 - DRIVETRAIN

**FIGURE 5-39. REAR AXLE, HUB REDUCTION 74HP**

ITEM	PART NUMBER	QTY	DESCRIPTION	REV
1	70025980	2	Case, Axle	
2	91514081	2	Bolt	
3	91514082	2	Nut	
6	70022814	32	Bolt	
7	80204071	2	Circlip	
8	80204005	2	Circlip	
9	91514146	2	Ball Bearing	
10	91514147	2	Seal	
11	91514148	2	O-Ring	
12	91514149	2	Reduction Bushing (includes items 8 thru 11)	
13	70025855	2	Joint, Double Universal	
14	70026238	2	Seal	
15	91514111	2	Bushing, Thrust	
16	70025562	24	Bolt	
18	70024881	4	Fitting, Grease	
19	91514112	2	Pivot Pin	
20	70025561	1	Kit, Shim	
21	7028716	4	Seal, Dust	
23	7028714	2	Bushing	
24	91514095	2	Bearing	
25	7028715	2	Pivot Pin	
26	80204065	4	Nut	
27	91514117	4	Bolt	
28	N.S.S.	1	Case, Steering	
29	N.S.S.	1	Case, Steering	
30	70028388	2	Plug	
31	70028389	2	Plug	
33	70026002	2	Seal	
34	80204076	4	Bearing, Taper Roller	
35	91514174	2	Hub, Wheel	
36	91514175	2	Circlip	
37	70024147	2	Gear, Ring	
38	91514177	2	Support, Ring Gear	
39	91514178	2	Plate, Locking	
40	91514184	3	Snap Ring	
41	91514185	6	Gear, Planet	
42	91514186	6	Bearing	
43	7026731	1	Carrier, Planetary Gear	
45	70028387	2	Plug	
46	91514189	4	Bolt, Countersunk	
47	91514179	16	Nut	
48	91514180	16	Stud	
49	91514181	2	O-Ring	
51	91514183	20	Wheel Stud	
52	7029733	2	Carrier, Planet Gear (includes items 40 thru 43)	
62	70026239	1	Steering Case (includes items 15 & 28)	
63	70026240	1	Case, Steering (includes items 15 & 29)	
64	7028733	4	Bolt, Steering Adjust	
66	70024146	2	Support, Ring Gear (includes items 36 thru 38)	
69	80204012	2	Plug	

**SECTION 5 - DRIVETRAIN**

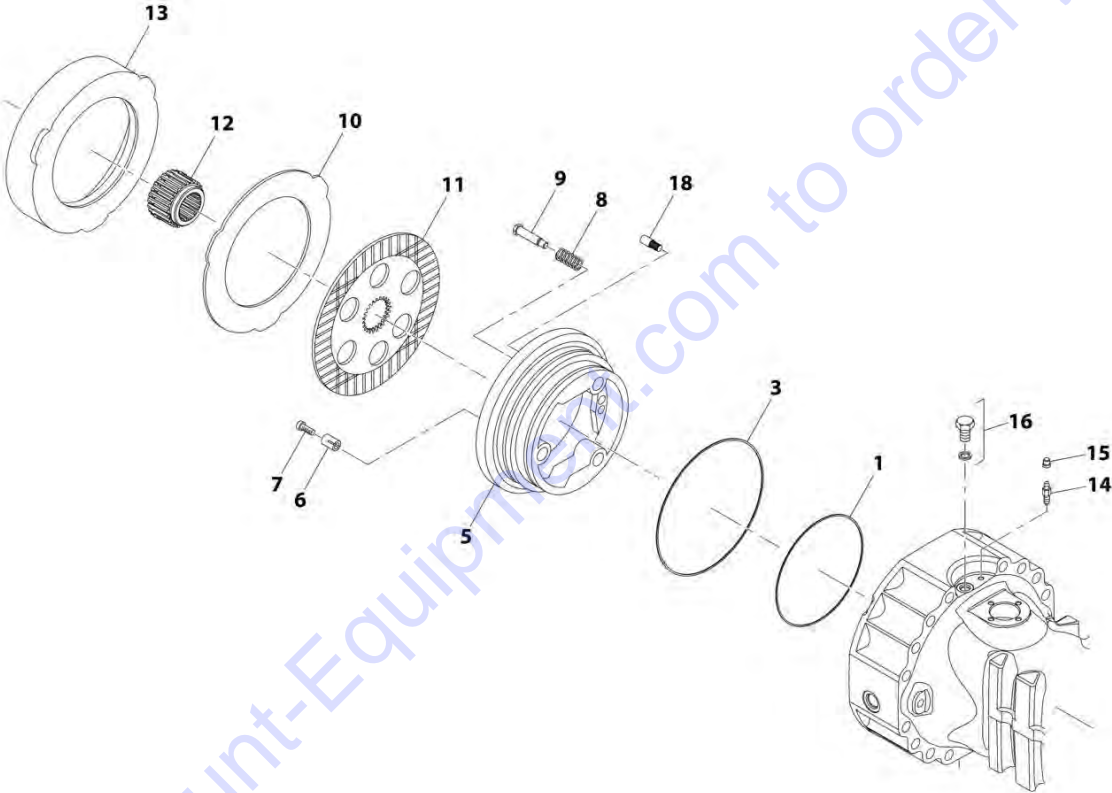
ITEM	PART NUMBER	QTY	DESCRIPTION	REV
73	70028392	2	Cover	

Go to Discount-Equipment.com to order your parts



SECTION 5 - DRIVETRAIN

FIGURE 5-40. REAR AXLE, BRAKES 74HP



ART\_1005207700\_4-A


## SECTION 5 - DRIVETRAIN

**FIGURE 5-40. REAR AXLE, BRAKES 74HP**

ITEM	PART NUMBER	QTY	DESCRIPTION	REV
1	70026747	2	Seal	
3	70026748	2	Seal	
5	70024216	2	Piston	
6	70027317	6	Spring	
7	7029785	6	Bolt, Adjusting	
8	91514159	6	Spring	
9	70024210	6	Bolt, Adjusting	
10	70027022	6	Disc, Intermediate Brake	
11	7029735	6	Disc, Brake	
12	7029734	2	Bushing, Reduction	
13	70021606	2	Spacer	
14	80204281	2	Bolt, Bleeding	
15	80204117	2	Plug	
16	91514154	2	Bolt	
18	70021613	2	Bolt, Pilot	

## 384

943



ART\_1005207700\_5-A

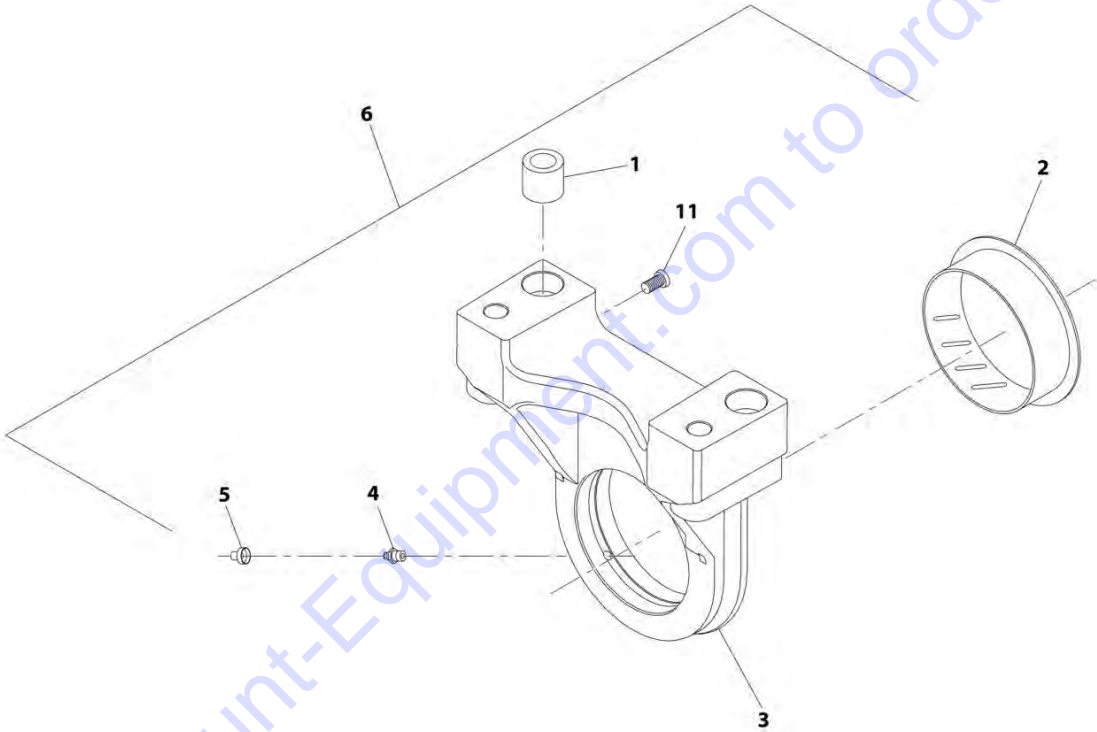
## SECTION 5 - DRIVETRAIN

**FIGURE 5-41. REAR AXLE, STEERING 74HP**

ITEM	PART NUMBER	QTY	DESCRIPTION	REV
1	7026490	1	Cylinder	
2	80204143	2	O-Ring	
3	70026753	2	Tie Rod	
3	70022773	2	Nut	
4	80204144	5	Bolt	
10	7029127	1	Seal Kit	
12	70028465	1	Joint, 90	
13	70028466	1	Axial Joint Shaft	
14	70028467	1	Rubber Boot and Locking Ring Kit	
15	70028468	1	Rubber Boot and Locking Ring Kit	

SECTION 5 - DRIVETRAIN

FIGURE 5-42. REAR AXLE, TRUNION 74HP



ART\_1005207700\_6-A

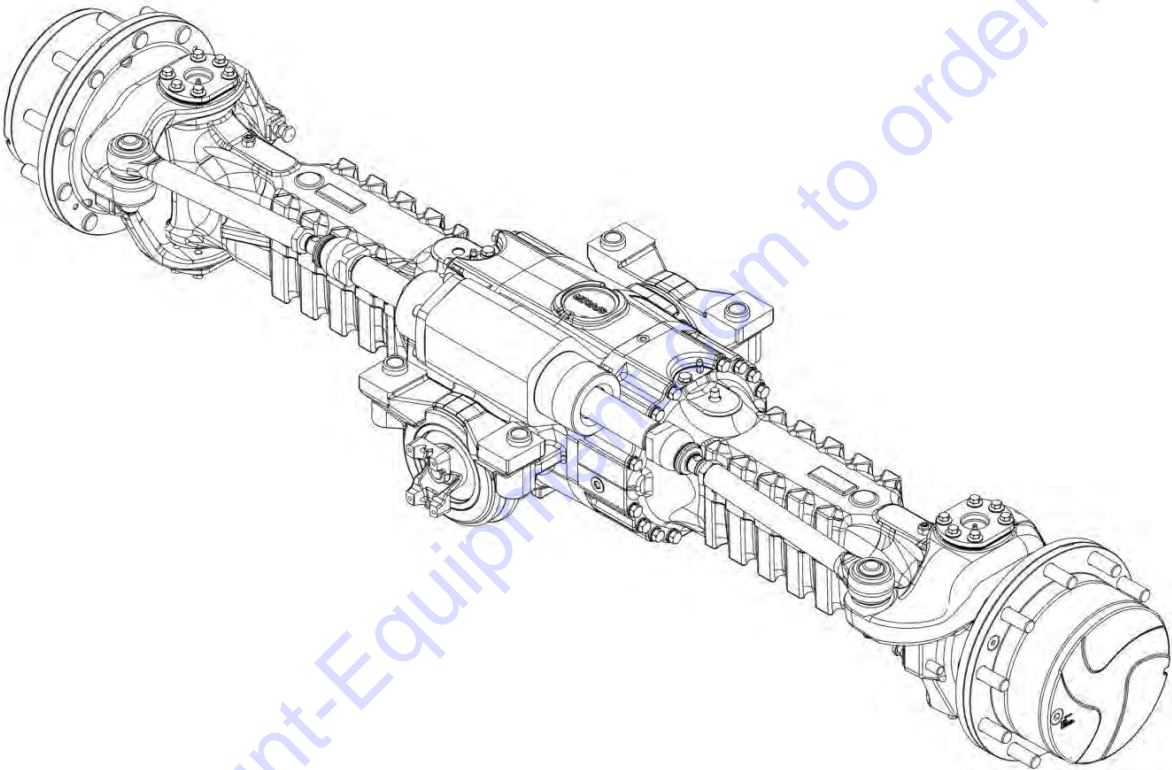


## SECTION 5 - DRIVETRAIN

**FIGURE 5-42. REAR AXLE, TRUNION 74HP**

ITEM	PART NUMBER	QTY	DESCRIPTION	REV
1	7029290	4	Bushing	
2	91514090	2	Bushing, Thrust	
3	N.S.S.	2	Support	
4	70024881	2	Fitting, Grease	
5	80204117	2	Plug	
6	70026266	2	Support Assembly ((includes items 1 thru 5)	
11	70025884	2	Bolt	

FIGURE 5-43. REAR AXLE



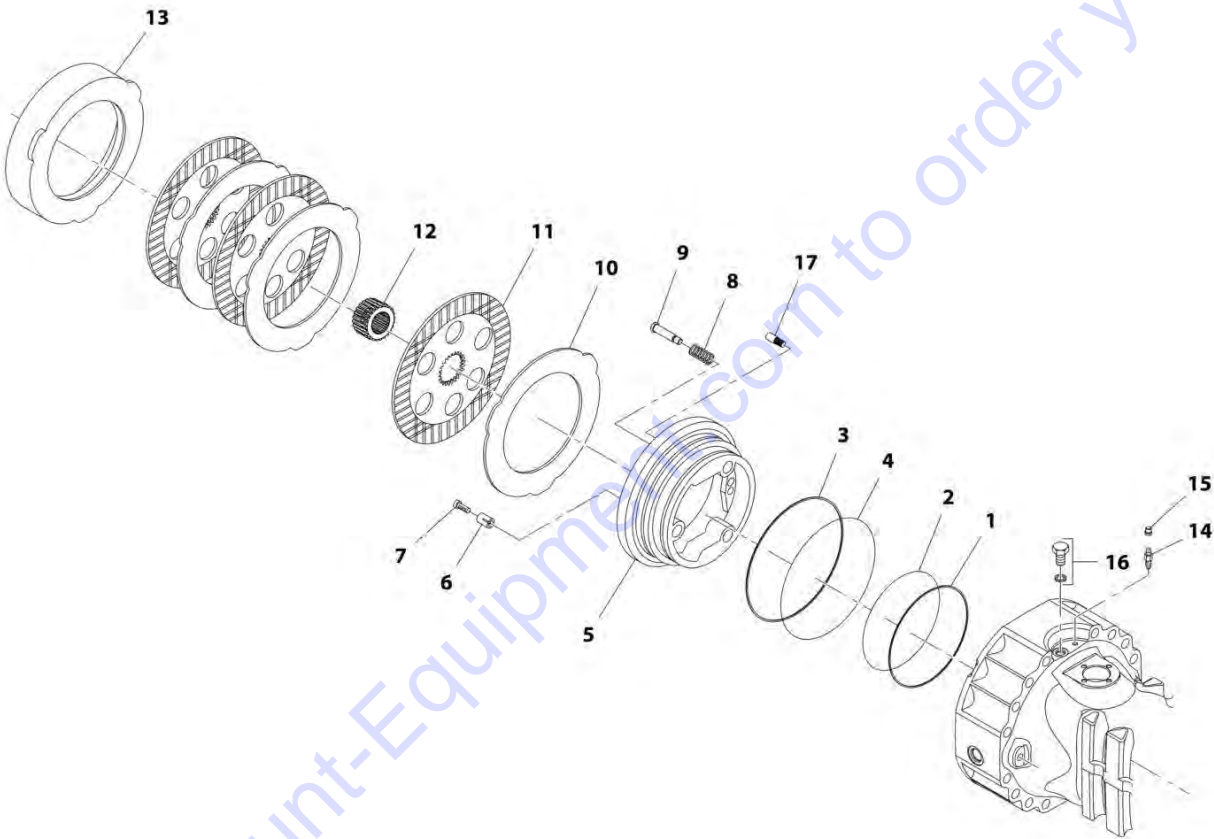
ART\_1001165832-G

FIGURE 5-43. REAR AXLE

ITEM	PART NUMBER	QTY	DESCRIPTION	REV
	1001165832	Ref	Rear Axle	G
		Ref	Rear Axle, Brakes (See REAR AXLE, BRAKES for Breakdown)	
		Ref	Rear Axle, Central Housing (See REAR AXLE, CENTRAL HOUSING for Breakdown)	
		Ref	Rear Axle, Differential (See REAR AXLE, DIFFERENTIAL for Breakdown)	
		Ref	Rear Axle, Hub Reduction (See REAR AXLE, HUB REDUCTION for Breakdown)	
		Ref	Rear Axle, Steering (See REAR AXLE, STEERING for Breakdown)	
		Ref	Rear Axle, Trunion (See REAR AXLE, TRUNION for Breakdown)	

SECTION 5 - DRIVETRAIN

FIGURE 5-44. REAR AXLE, BRAKES



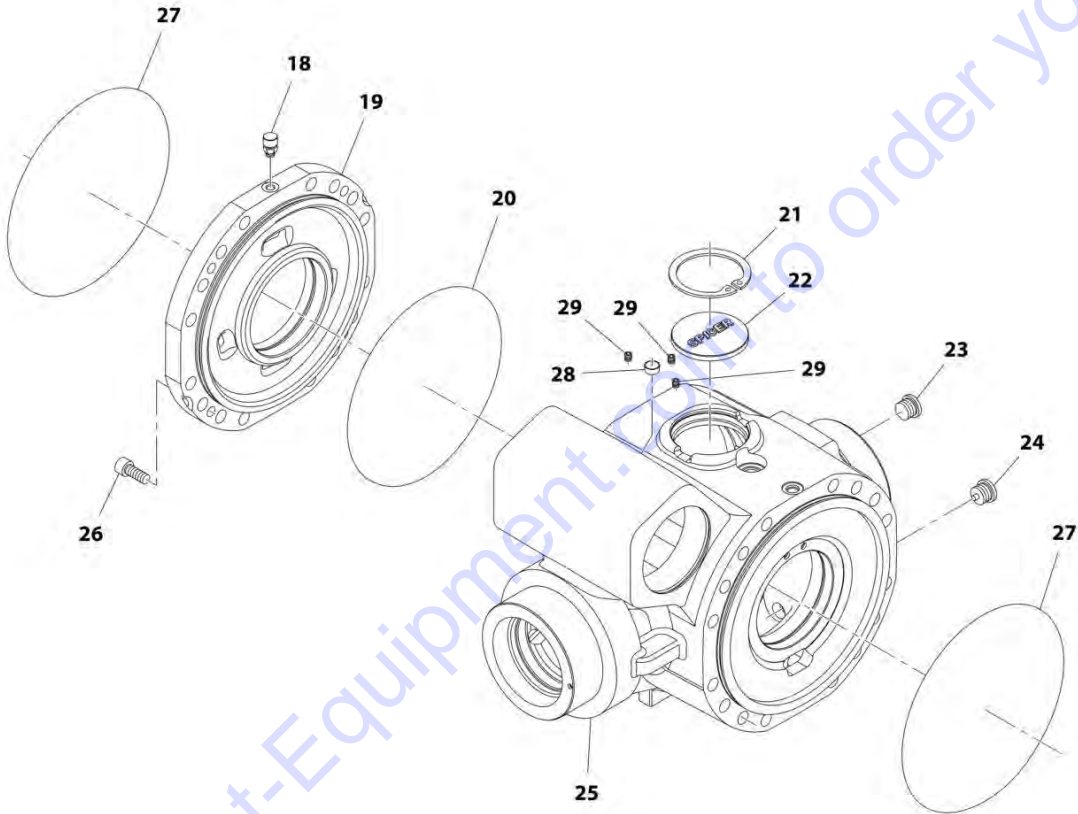
ART\_1001165832\_1-G

FIGURE 5-44. REAR AXLE, BRAKES

ITEM	PART NUMBER	QTY	DESCRIPTION	REV
1	70021609	2	Ring, Back-Up	
2	70021610	2	O-Ring	
3	70021612	2	Ring, Back-Up	
4	70021611	2	O-Ring	
5	70024216	2	Piston	
6	91514165	6	Spring	
7	70021607	6	Bolt, Adjusting	
8	91514159	6	Spring	
9	70024210	6	Bolt, Adjusting	
10	91514161	6	Disc, Intermediate Brake	
11	7029735	6	Disk, Brake	
12	7029734	2	Bushing, Reduction	
13	70021606	2	Spacer	
14	80204281	2	Bolt, Bleeding	
15	80204117	2	Plug	
16	91514154	2	Bolt	
17	70021613	2	Bolt, Pilot	

SECTION 5 - DRIVETRAIN

FIGURE 5-45. REAR AXLE, CENTRAL HOUSING



ART\_1001165832\_2-G

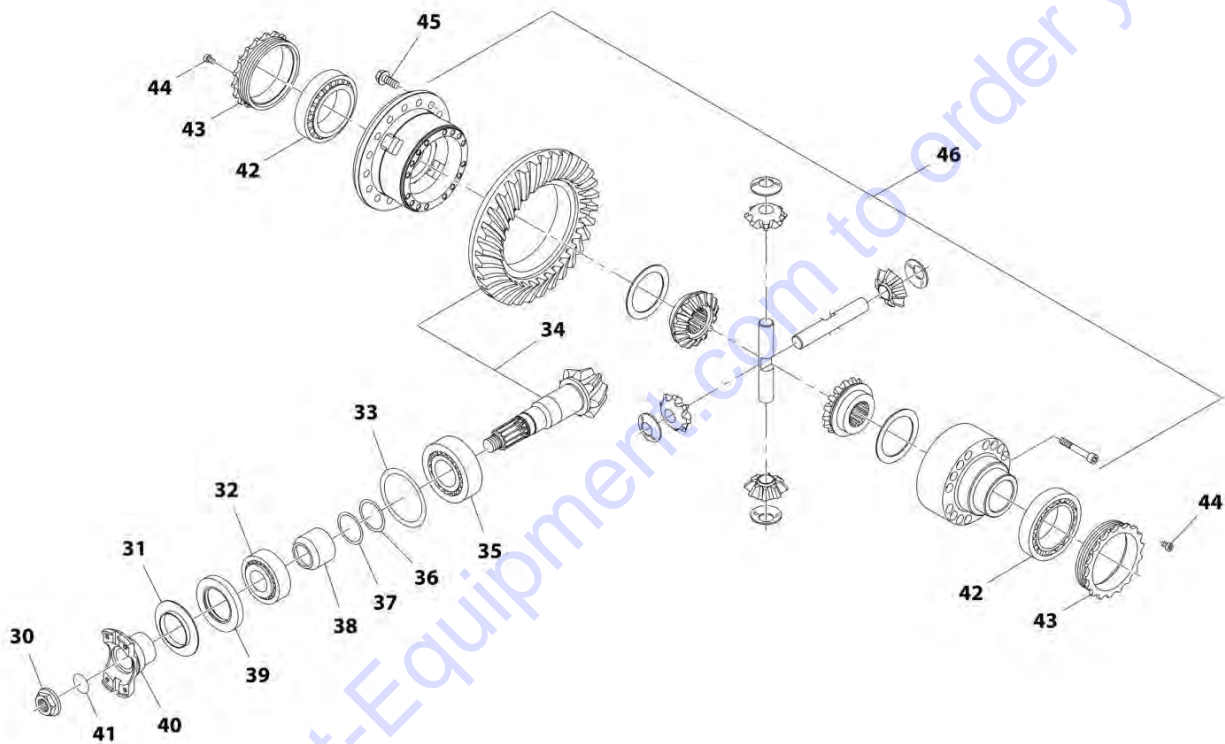
## SECTION 5 - DRIVETRAIN

**FIGURE 5-45. REAR AXLE, CENTRAL HOUSING**

ITEM	PART NUMBER	QTY	DESCRIPTION	REV
18	91474512	1	Vent	
19	7029288	1	Cover, Intermediate	
20	80204002	1	O-Ring	
21	80204005	1	Circlip	
22	91514098	1	Plug	
23	91514087	1	Plug	
24	70021177	1	Plug	
25	70025335	1	Housing	
26	91514101	4	Bolt	
27	91514089	2	O-Ring	
28	7029307	1	Plug	
29	8008175	3	Bolt	

SECTION 5 - DRIVETRAIN

FIGURE 5-46. REAR AXLE, DIFFERENTIAL



ART\_1001165832\_3-G



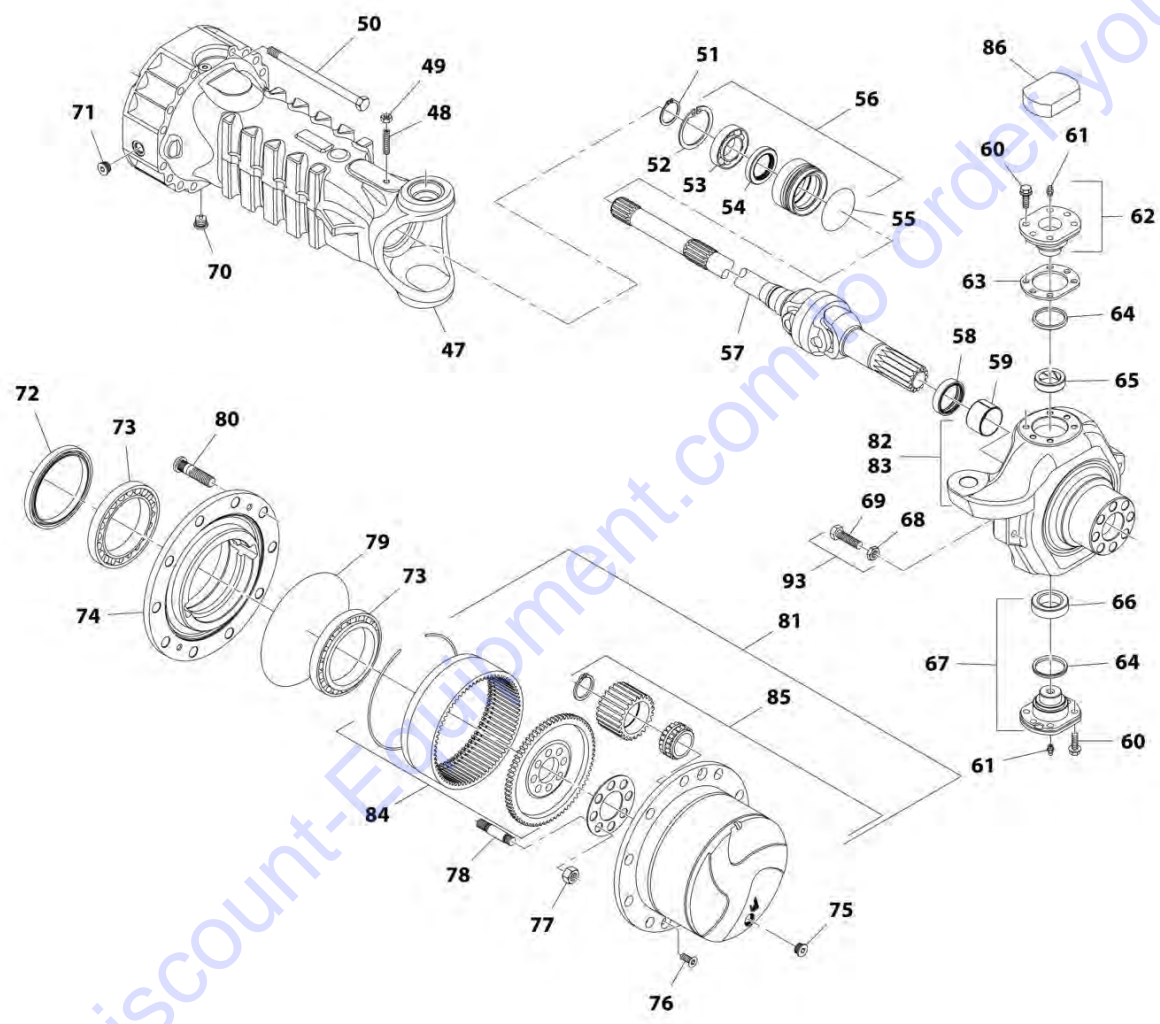
## SECTION 5 - DRIVETRAIN

**FIGURE 5-46. REAR AXLE, DIFFERENTIAL**

ITEM	PART NUMBER	QTY	DESCRIPTION	REV
30	80204043	1	Nut	
31	91514130	1	Plate, Cover	
32	80204048	1	Bearing, Taper Roller	
33	70023469	1	Shim	
34	70026632	1	Gear, Bevel Set	
35	80204035	1	Bearing, Taper Roller	
36	70026438	1	Kit, Shim	
37	70026439	1	Kit, Shim	
38	70022140	1	Spacer	
39	70025887	1	Seal	
40	91514131	1	Flange	
41	10725554	1	O-Ring	
42	80204033	2	Bearing, Taper Roller	
43	91514133	2	Nut, Ring	
44	91514134	2	Bolt	
45	91514123	16	Bolt	
46	70026030	1	Kit, Differential (See DIFFERENTIAL KIT for Breakdown)	

SECTION 5 - DRIVETRAIN

FIGURE 5-47. REAR AXLE, HUB REDUCTION



ART\_1001165832\_4-G

# PARTS FINDER

**Search Website  
by Part Number**

**Discount  
Equipment**



**Search Manual  
Library For Parts  
Manual & Lookup Part  
Numbers – Purchase  
or Request Quote**

**Search Manuals**

Enter the serial number or part number to search for a part.

\* Find:

\* Model:

\* Serial:

Search

**Can't Find Part or  
Manual? Request Help  
by Manufacturer,  
Model & Description**

**Parts Order Form**

Please fill in the following information to request help finding a part or manual.

Manufacturer:

Model:

Serial:

Description:

Part Number:

Quantity:

Price:

Notes:

Submit

Discount-Equipment.com is your online resource for quality parts & equipment.

Florida: **561-964-4949** Outside Florida TOLL FREE: **877-690-3101**

**Need parts?**

Click on this link: <http://www.discount-equipment.com/category/5443-parts/> and choose one of the options to help get the right parts and equipment you are looking for. Please have the machine model and serial number available in order to help us get you the correct parts. If you don't find the part on the website or on one of the online manuals, please fill out the request form and one of our experienced staff members will get back to you with a quote for the right part that your machine needs.

We sell worldwide for the brands: Genie, Terex, JLG, MultiQuip, Mikasa, Essick, Whiteman, Mayco, Toro Stone, Diamond Products, Generac Magnum, Airman, Haulotte, Barreto, Power Blanket, Nifty Lift, Atlas Copco, Chicago Pneumatic, Allmand, Miller Curber, Skyjack, Lull, Skytrak, Tsurumi, Husquvarna Target, Stow, Wacker, Sakai, Mi-T-M, Sullair, Basic, Dynapac, MBW, Weber, Bartell, Bennar Newman, Haulotte, Ditch Runner, Menegotti, Morrison, Contec, Buddy, Crown, Edco, Wyco, Bomag, Laymor, EZ Trench, Bil-Jax, F.S. Curtis, Gehl Pavers, Heli, Honda, ICS/PowerGrit, IHI, Partner, Imer, Clipper, MMD, Koshin, Rice, CH&E, General Equipment, Amida, Coleman, NAC, Gradall, Square Shooter, Kent, Stanley, Tamco, Toku, Hatz, Kohler, Robin, Wisconsin, Northrock, Oztec, Toker TK, Rol-Air, APT, Wylie, Ingersoll Rand / Doosan, Innovatech, Con X, Ammann, Mecalac, Makinex, Smith Surface Prep, Small Line, Wanco, Yanmar

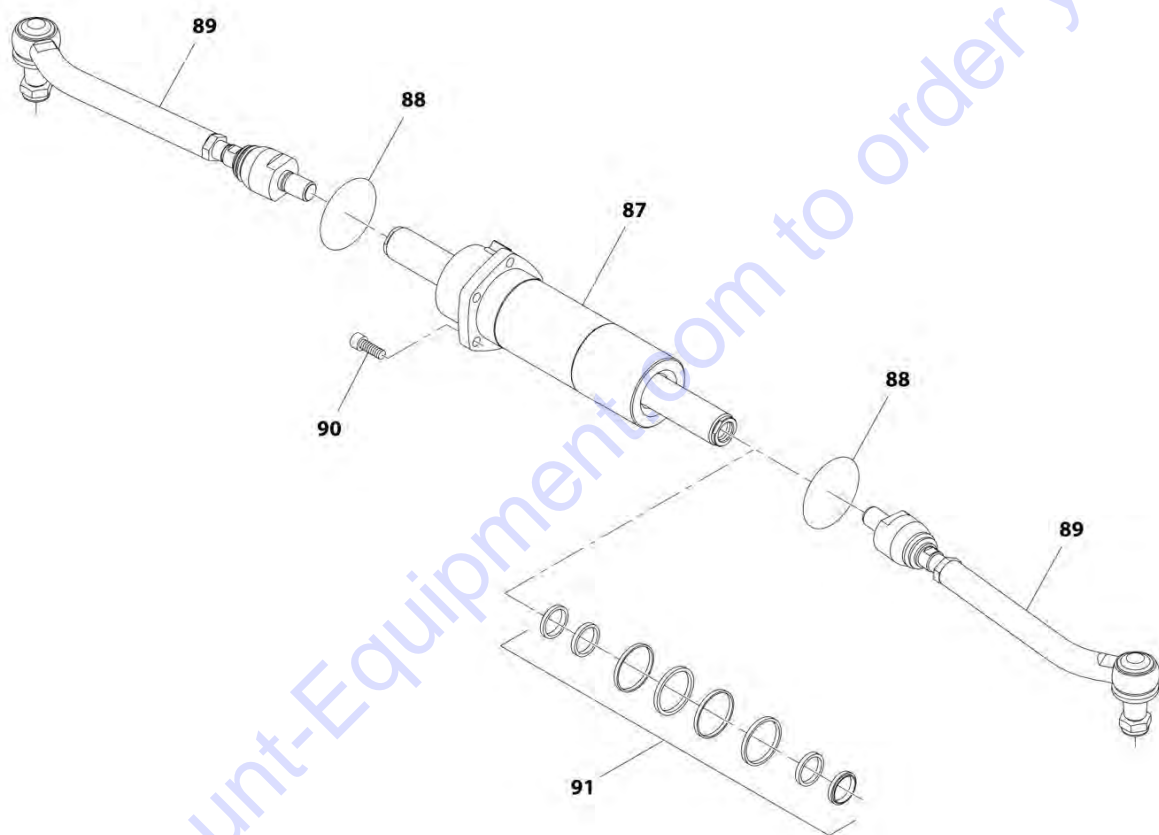
## SECTION 5 - DRIVETRAIN

**FIGURE 5-47. REAR AXLE, HUB REDUCTION**

ITEM	PART NUMBER	QTY	DESCRIPTION	REV
47	70025980	2	Case, Axle	
48	91514081	2	Bolt	
49	91514082	2	Nut	
50	70022814	32	Bolt	
51	80204071	2	Circlip	
52	80204005	2	Circlip	
53	91514146	2	Ball Bearing	
54	91514147	2	Seal	
55	91514148	2	O-Ring	
56	91514149	2	Bushing, Reduction	
57	70025855	2	Joint, Double Universal	
58	70026238	2	Seal	
59	91514111	2	Bushing, Thrust	
60	91514123	24	Bolt	
61	91514099	4	Fitting, Grease	
62	91514112	2	Pin, Pivot	
63	70025561	1	Kit, Shim	
64	7028716	4	Seal, Dust	
65	7028714	2	Bushing	
66	91514095	2	Bearing	
67	7028715	2	Pin, Pivot	
68	80204065	4	Nut	
69	91514117	4	Bolt	
70	70021177	2	Plug	
71	91514087	2	Plug	
72	7029300	2	Seal	
73	80204076	4	Bearing, Taper Roller	
74	91514174	2	Hub, Wheel	
75	91514188	2	Plug	
76	91514189	4	Bolt, Countersunk	
77	91514179	16	Nut	
78	91514180	16	Stud	
79	91514181	2	O-Ring	
80	91514183	20	Stud, Wheel	
81	70025972	2	Carrier, Planet Gear (See PLANET GEAR CARRIER for Breakdown)	
82	70026239	1	Case, Steering	
83	70026240	1	Case, Steering	
93	7028733	4	Bolt, Steering Adjust (includes items 68 & 69)	
84	70024146	2	Support, Ring Gear (See RING GEAR SUPPORT for Breakdown)	
85	7029733	2	Carrier, Planet Gear (See PLANET GEAR CARRIER for Breakdown)	
86	91474524	2	Cover	

SECTION 5 - DRIVETRAIN

FIGURE 5-48. REAR AXLE, STEERING



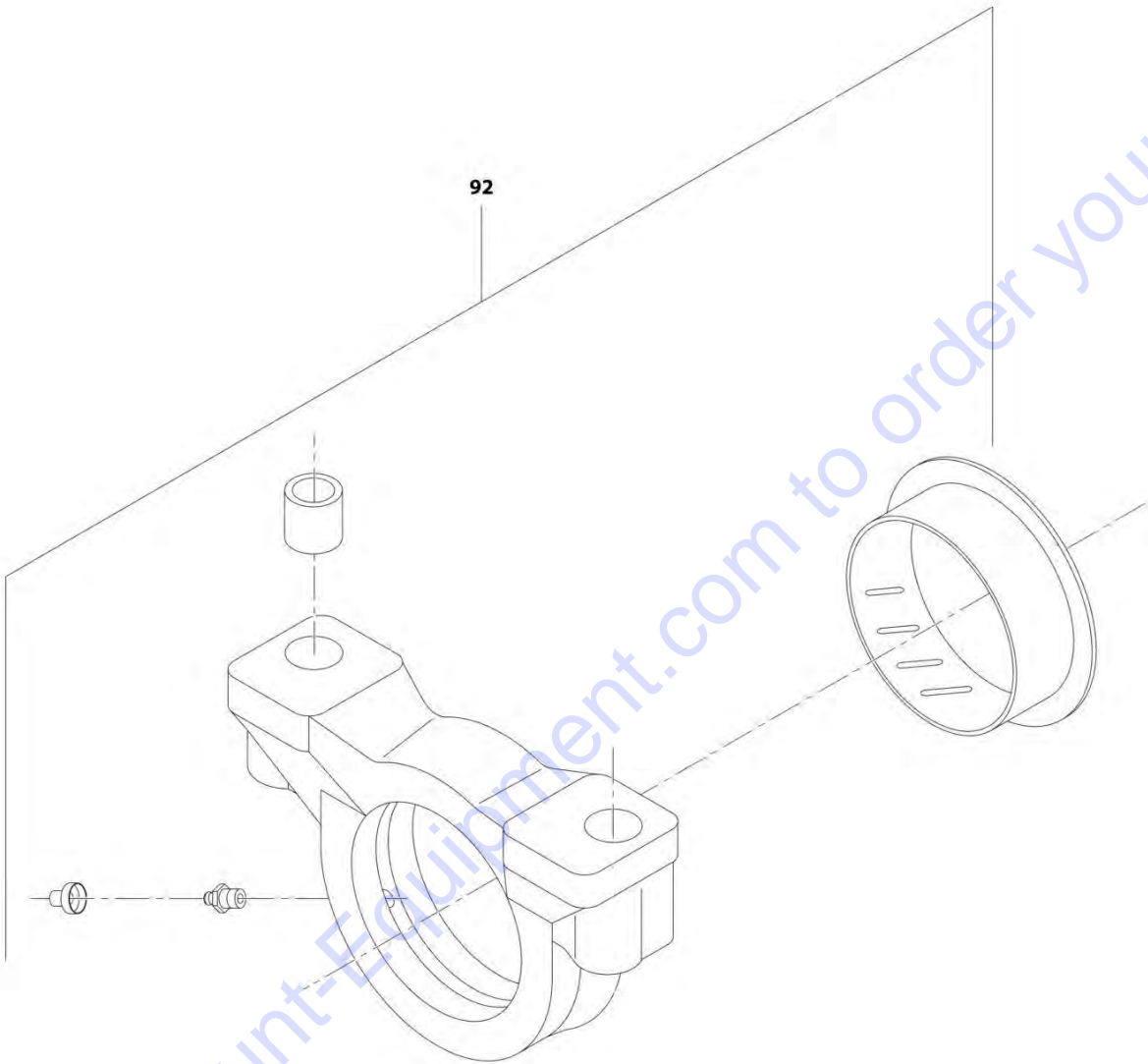
ART\_1001165832\_5-G

FIGURE 5-48. REAR AXLE, STEERING

ITEM	PART NUMBER	QTY	DESCRIPTION	REV
87	7026490	1	Cylinder	
88	80204143	2	O-Ring	
89	70021614	2	Bar	
90	80204144	5	Bolt	
91	7029127	1	Kit, Seal	

SECTION 5 - DRIVETRAIN

FIGURE 5-49. REAR AXLE, TRUNION



ART\_1001165832\_6-G

FIGURE 5-49. REAR AXLE, TRUNION

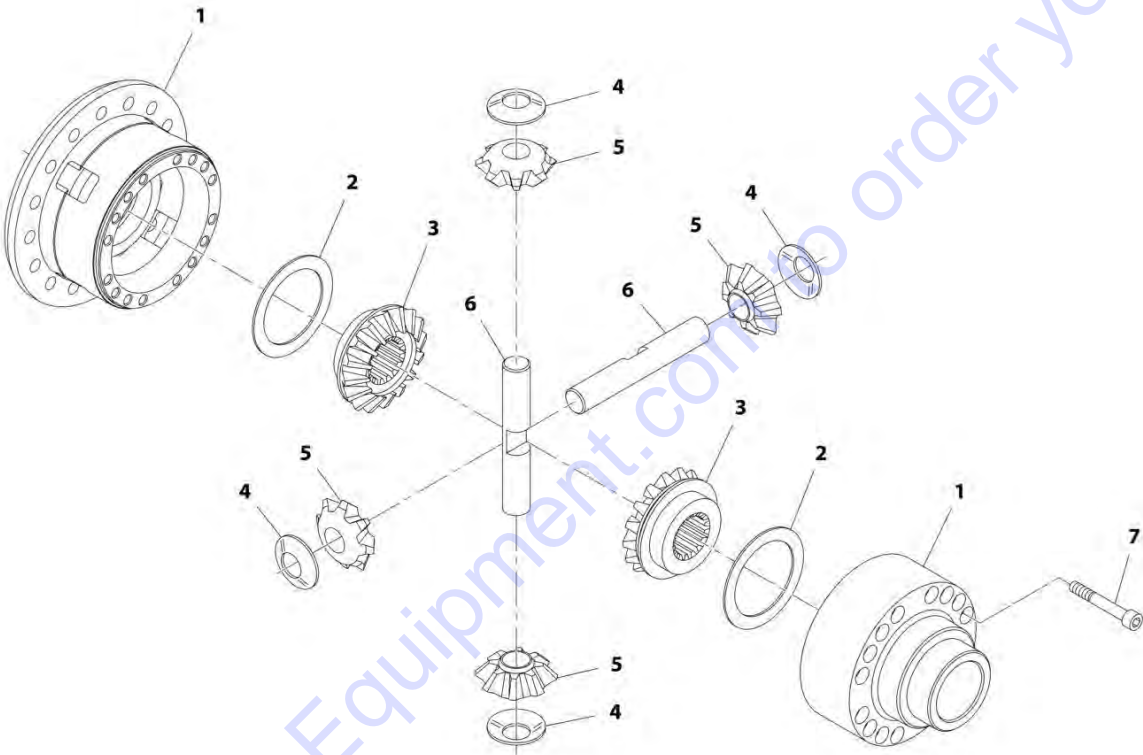
ITEM	PART NUMBER	QTY	DESCRIPTION	REV
92	70026266	2	Support (See SUPPORT for Breakdown)	

Go to Discount-Equipment.com to order your parts



SECTION 5 - DRIVETRAIN

FIGURE 5-50. REAR AXLE, DIFFERENTIAL KIT



ART\_1001165832\_7-G

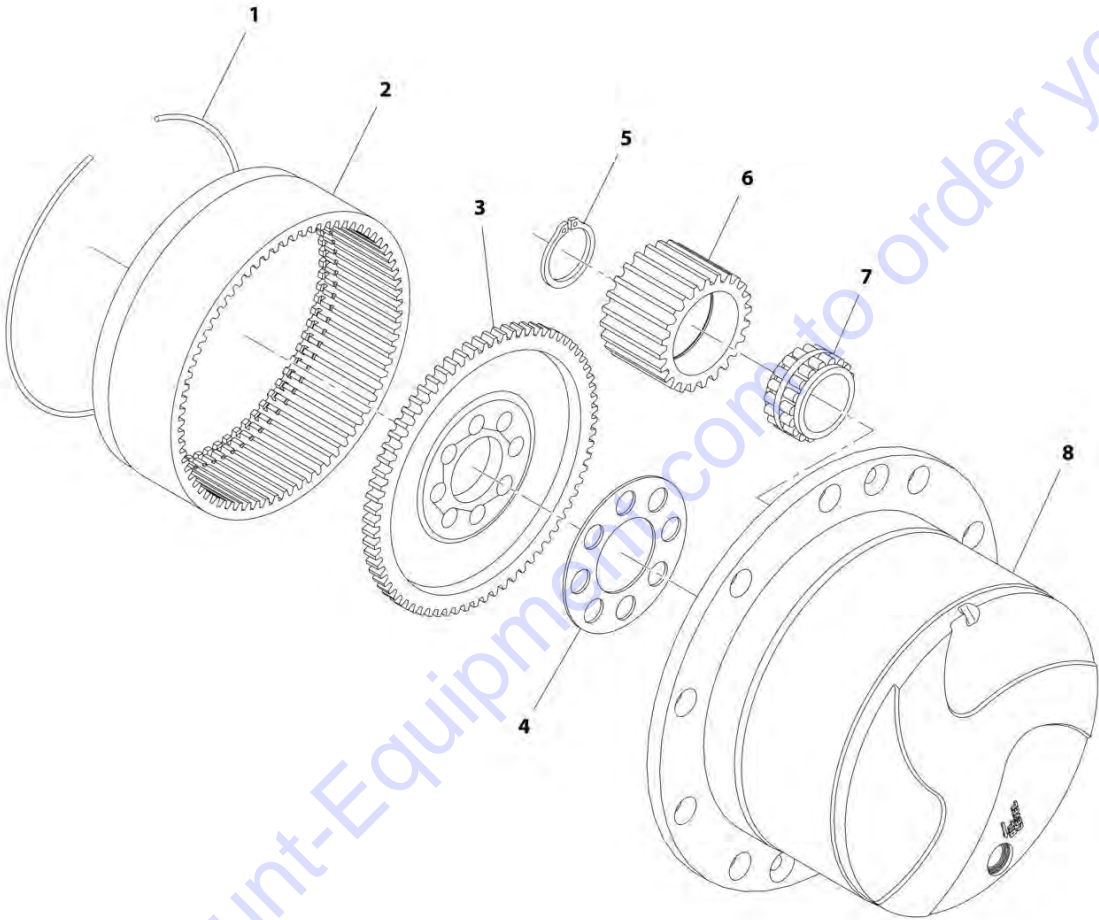
## SECTION 5 - DRIVETRAIN

**FIGURE 5-50. REAR AXLE, DIFFERENTIAL KIT**

ITEM	PART NUMBER	QTY	DESCRIPTION	REV
	70026030	Ref	Differential Kit	
1	70025337	1	Carrier, Differential	
2	70023493	2	Washer, Friction	
3	70025338	2	Gear, Differential Side	
4	70023491	4	Washer, Friction	
5	70025339	4	Pinion, Differential	
6	70023490	2	Shaft, Differential	
7	70023489	15	Bolt	

SECTION 5 - DRIVETRAIN

FIGURE 5-51. REAR AXLE, PLANET GEAR CARRIER



ART\_1001165832\_8-G

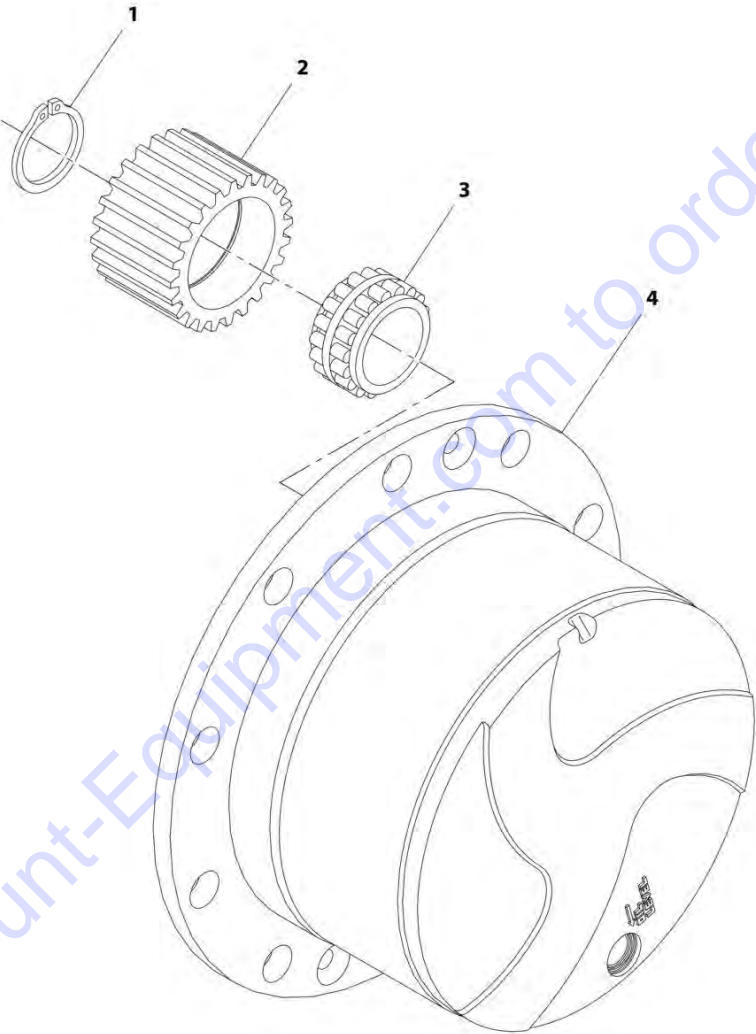
## SECTION 5 - DRIVETRAIN

**FIGURE 5-51. REAR AXLE, PLANET GEAR CARRIER**

ITEM	PART NUMBER	QTY	DESCRIPTION	REV
	70025972	Ref	Planet Gear Carrier	
1	91514175	1	Circlip	
2	70024147	1	Gear, Ring	
3	91514177	1	Support, Ring Gear	
4	91514178	1	Plate, Locking	
5	91514184	3	Circlip	
6	91514185	3	Gear, Planet	
7	91514186	3	Bearing	
8	7026731	1	Carrier, Planetary Gear	

SECTION 5 - DRIVETRAIN

FIGURE 5-52. REAR AXLE, PLANET GEAR CARRIER



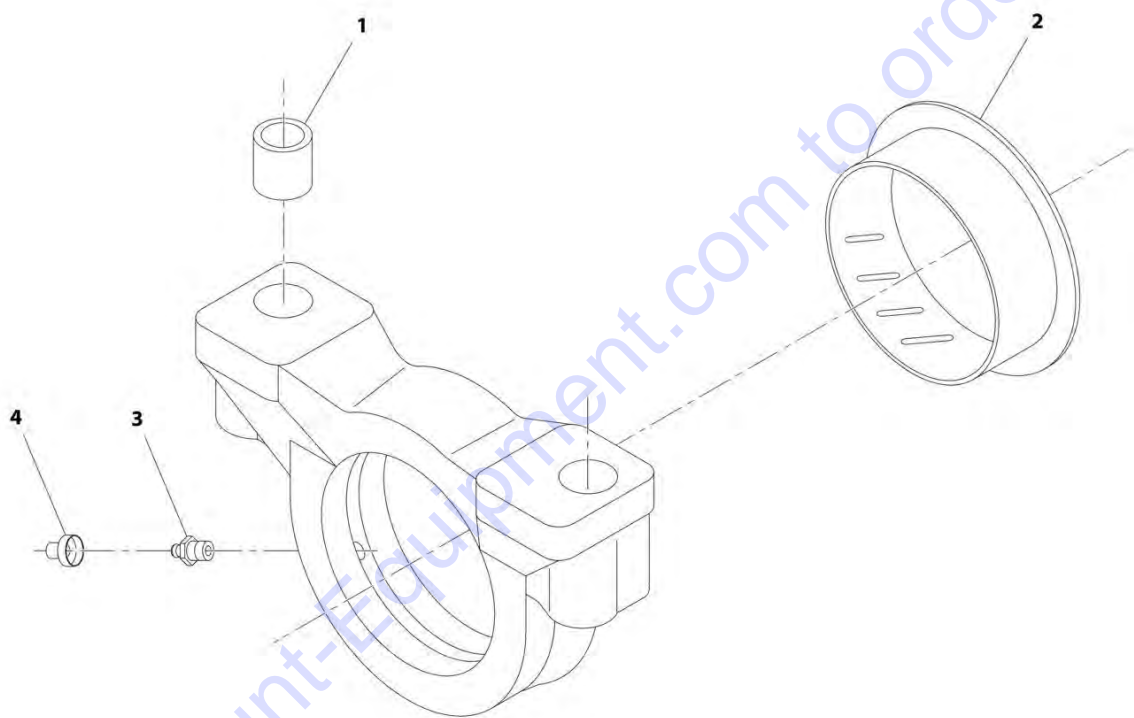
ART\_1001165832\_9-G

FIGURE 5-52. REAR AXLE, PLANET GEAR CARRIER

ITEM	PART NUMBER	QTY	DESCRIPTION	REV
	7029733	Ref	Planet Gear Carrier	
1	91514184	3	Circlip	
2	91514185	3	Gear, Planet	
3	91514186	3	Bearing	
4	7026731	1	Carrier, Planet Gear	

SECTION 5 - DRIVETRAIN

FIGURE 5-53. REAR AXLE, SUPPORT



ART\_1001165832\_10-G

## SECTION 5 - DRIVETRAIN

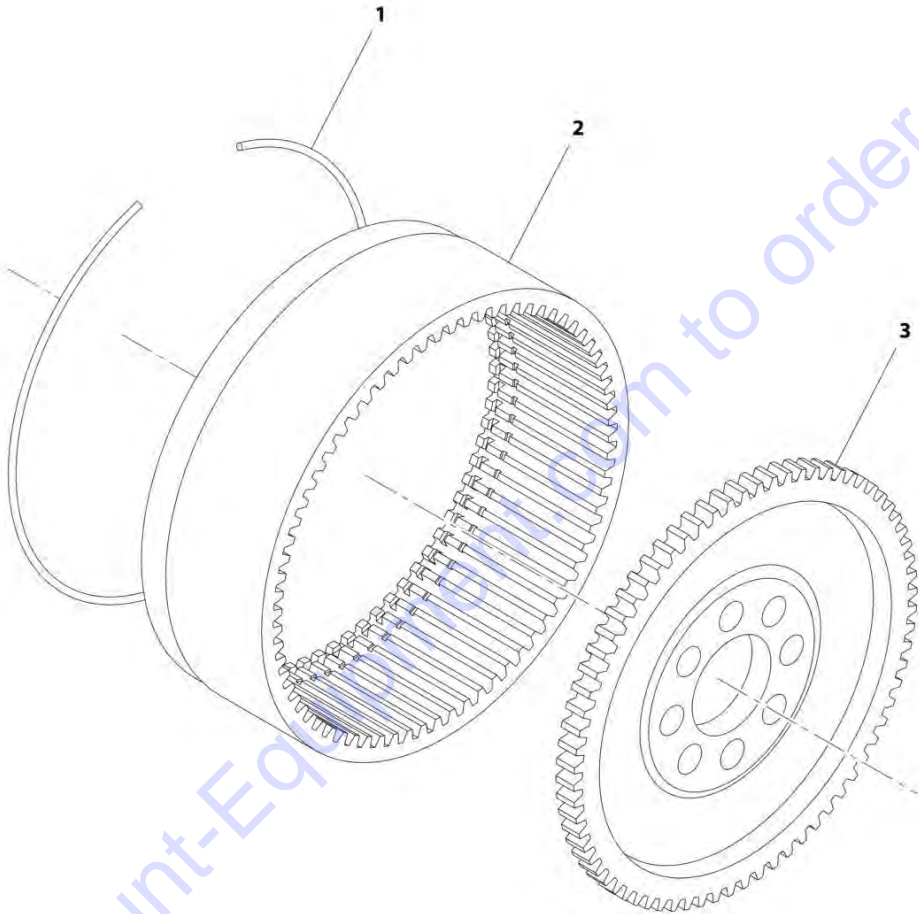
**FIGURE 5-53. REAR AXLE, SUPPORT**

ITEM	PART NUMBER	QTY	DESCRIPTION	REV
	70026266	Ref	Support	
1	7029290	2	Bushing	
2	91514090	1	Bushing, Thrust	
3	91514099	1	Fitting, Grease	
4	80204117	1	Plug	



SECTION 5 - DRIVETRAIN

FIGURE 5-54. REAR AXLE, RING GEAR SUPPORT



ART\_1001165832\_11-G

FIGURE 5-54. REAR AXLE, RING GEAR SUPPORT

ITEM	PART NUMBER	QTY	DESCRIPTION	REV
	70024146	Ref	Ring Gear Support	
1	91514175	1	Circlip	
2	70024147	1	Gear, Ring	
3	91514177	1	Support, Ring Gear	

SECTION 5 - DRIVETRAIN

FIGURE 5-55. TRANSMISSION INSTALLATION

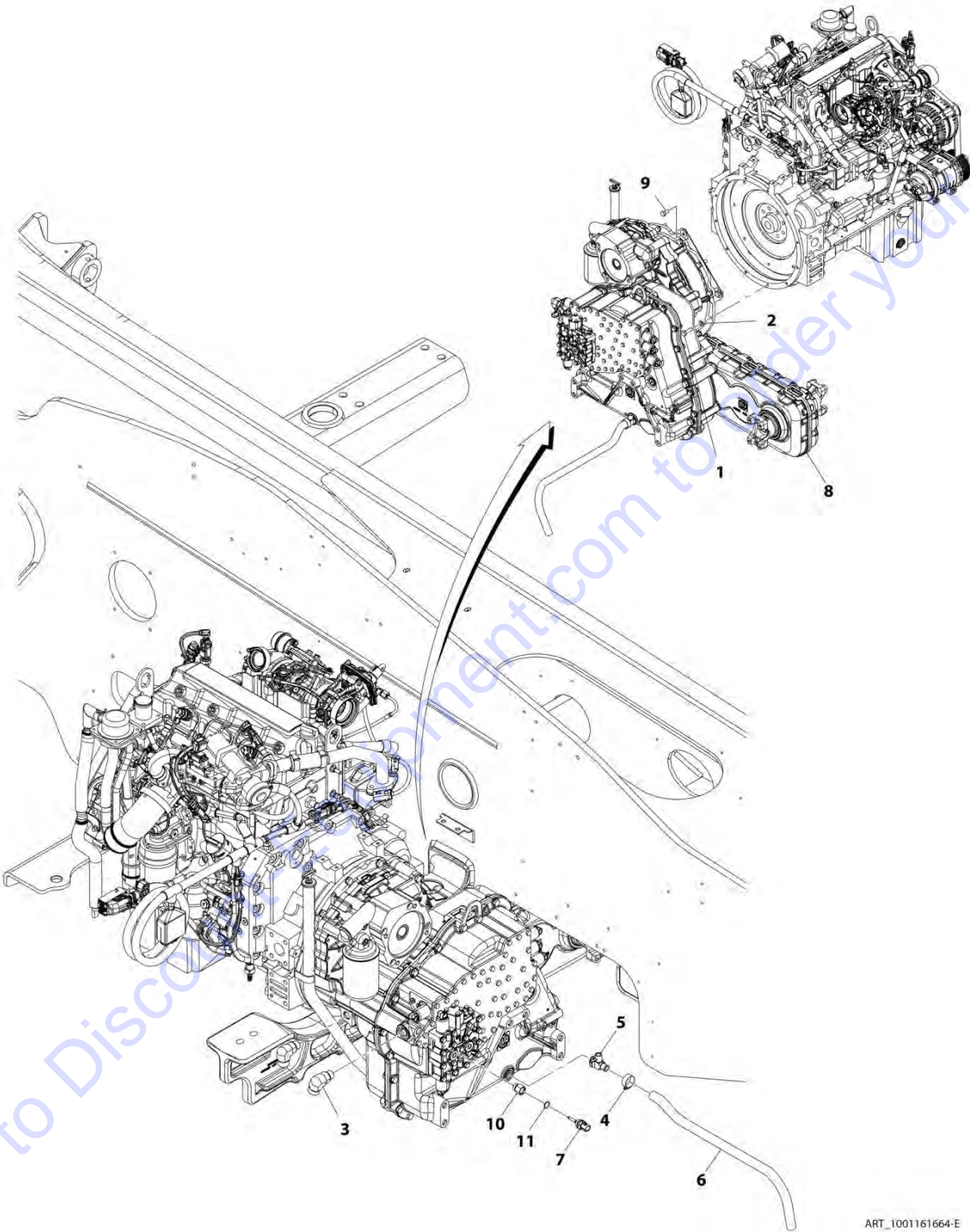
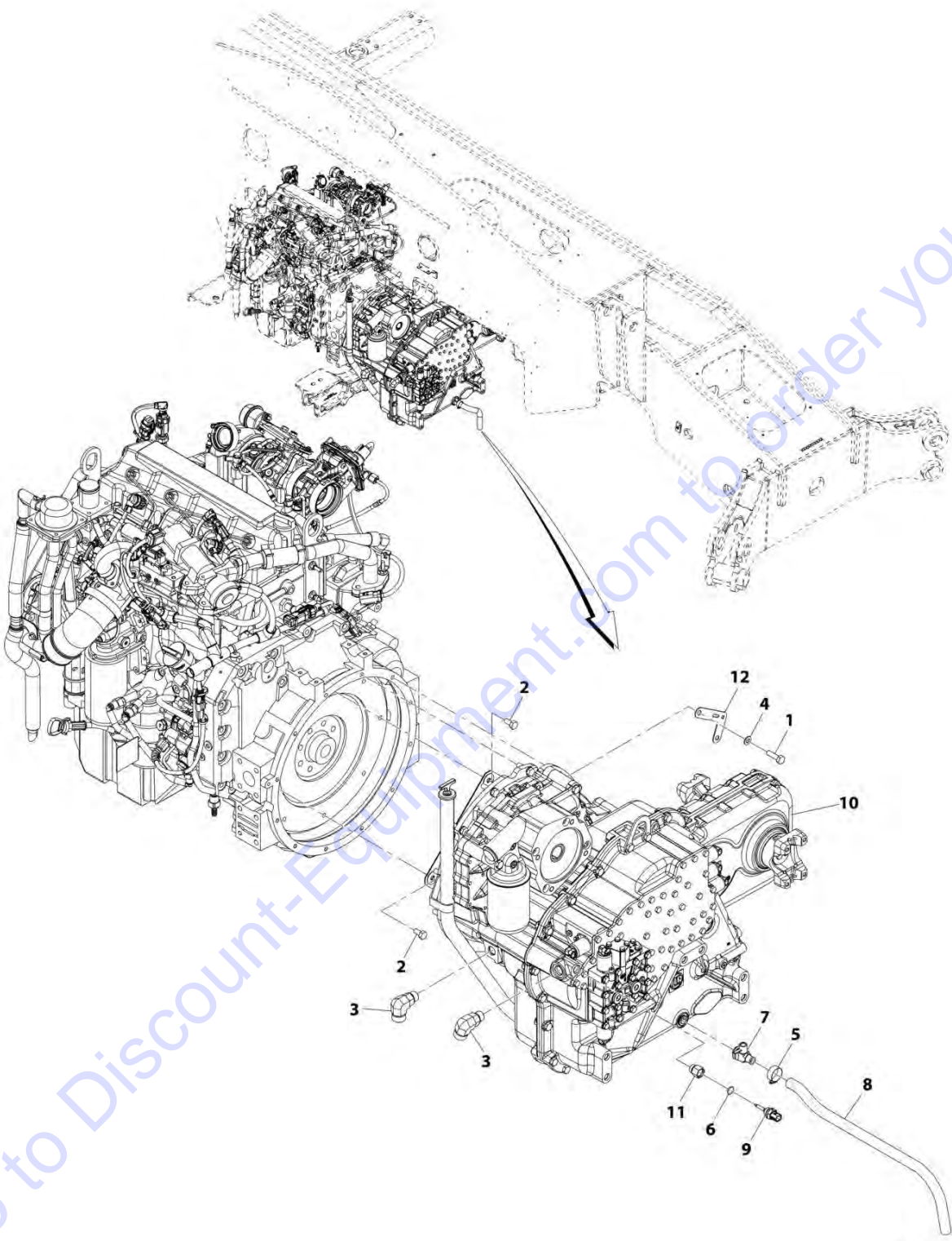


FIGURE 5-55. TRANSMISSION INSTALLATION

ITEM	PART NUMBER	QTY	DESCRIPTION	REV
	1001161664	Ref	Transmission Installation	E
1	0711015	12	Screw, M10X35	
2	4812000	12	Washer, M10	
3	2131210	2	Fitting, 90 ORFS	
4	8405007	1	Clamp, Hose	
5	1001097053	1	Valve, Oil Drain	
6	1001186225	1	Hose, Drain	
7	1001128478	1	Switch, Oil Temperature	
8	1001170171	1	Transmission, Powershift (See Separate Breakdown in this Section)	
9	0761010	4	Screw, M10X20	
10	1001220760	1	Adapter	
11	1001009163	1	Seal	

SECTION 5 - DRIVETRAIN

FIGURE 5-56. TRANSMISSION INSTALLATION



ART\_1001227962-B

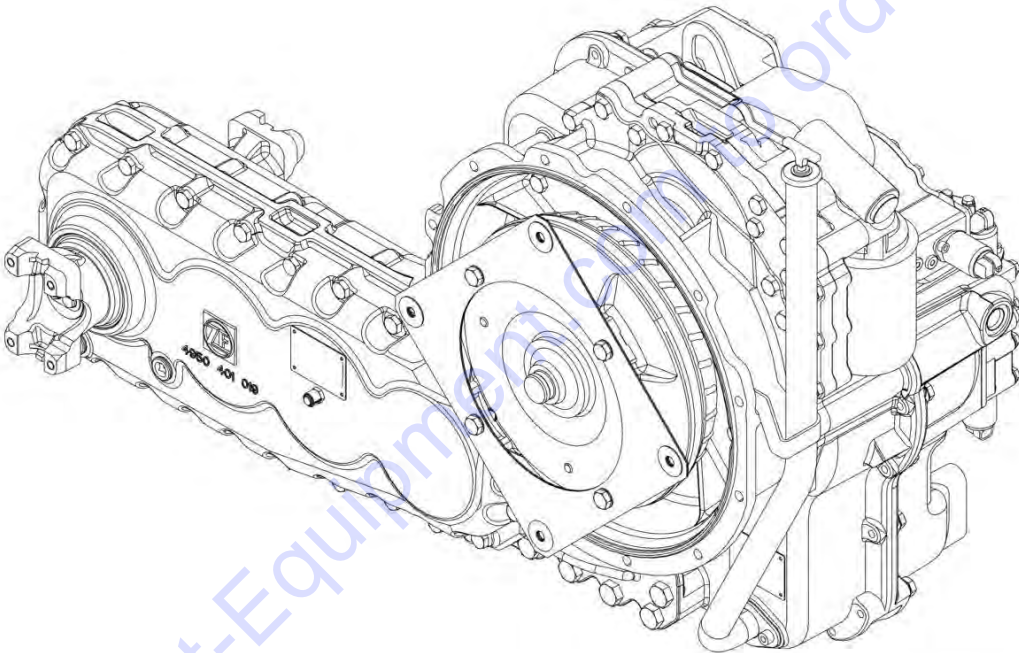
FIGURE 5-56. TRANSMISSION INSTALLATION

ITEM	PART NUMBER	QTY	DESCRIPTION	REV
	1001227962	Ref	Transmission Installation, 74HP (ULS)	B
1	0711015	12	Screw, M10X35	
2	0761010	4	Screw, M10X20	
3	2131210	2	Fitting, 90 ORFS	
4	4812000	12	Washer, M10	
5	8405007	1	Clamp, Hose	
6	1001009163	1	Seal	
7	1001097053	1	Valve, Oil Drain	
8	1001186225	1	Hose, Drain	
9	1001128478	1	Sensor	
10	1001170171	1	Transmission, Powershift (See Separate Breakdown in this Section)	
11	1001220760	1	Adapter	
12	1001227286	2	Bracket	



**SECTION 5 - DRIVETRAIN**

**FIGURE 5-57. POWERSHIFT TRANSMISSION**



ART\_1001170171\_1-C

## SECTION 5 - DRIVETRAIN

**FIGURE 5-57. POWERSHIFT TRANSMISSION**

ITEM	PART NUMBER	QTY	DESCRIPTION	REV
	1001170171	Ref	Powershift Transmission	C
		Ref	Transmission, Engine Connection (See Separate Breakdown in this Section)	
		Ref	Transmission, Converter (See Separate Breakdown in this Section)	
		Ref	Transmission, Input (See Separate Breakdown in this Section)	
		Ref	Transmission, Housing Group 1 (See Separate Breakdown in this Section)	
		Ref	Transmission, Housing Group 2 (See Separate Breakdown in this Section)	
		Ref	Transmission, Clutch Group 1 (See Separate Breakdown in this Section)	
		Ref	Transmission, Clutch Group 2 (See Separate Breakdown in this Section)	
		Ref	Transmission, Coupling Group 1 (See Separate Breakdown in this Section)	
		Ref	Transmission, Coupling Group 2 (See Separate Breakdown in this Section)	
		Ref	Transmission, Coupling Group 3 (See Separate Breakdown in this Section)	
		Ref	Transmission, Coupling Group 4 (See Separate Breakdown in this Section)	
		Ref	Transmission, Output (See Separate Breakdown in this Section)	
		Ref	Transmission, Power Take-Off (See Separate Breakdown in this Section)	
		Ref	Transmission, Control Unit (See Separate Breakdown in this Section)	
		Ref	Transmission, Shift System (See Separate Breakdown in this Section)	
		Ref	Transmission, Pressure Regulator (See Separate Breakdown in this Section)	
		Ref	Transmission, Pressure Oil Pump (See Separate Breakdown in this Section)	
		Ref	Transmission, Inductive Transmitter (See Separate Breakdown in this Section)	
		Ref	Transmission, Filter (See Separate Breakdown in this Section)	
		Ref	Transmission, Accessories Group 1 (See Separate Breakdown in this Section)	
		Ref	Transmission, Peripherals Group 1 (See Separate Breakdown in this Section)	
		Ref	Transmission, Peripherals Group 2 (See Separate Breakdown in this Section)	
		Ref	Transmission, Accessories Group 2 (See Separate Breakdown in this Section)	
		Ref	Transmission, Housing Group (See Separate Breakdown in this Section)	
		Ref	Transmission, Housing 1 (See Separate Breakdown in this Section)	
		Ref	Transmission, Housing 2 (See Separate Breakdown in this Section)	
		Ref	Transmission, Housing Input (See Separate Breakdown in this Section)	
		Ref	Transmission, Housing Output 1 (See Separate Breakdown in this Section)	



SECTION 5 - DRIVETRAIN

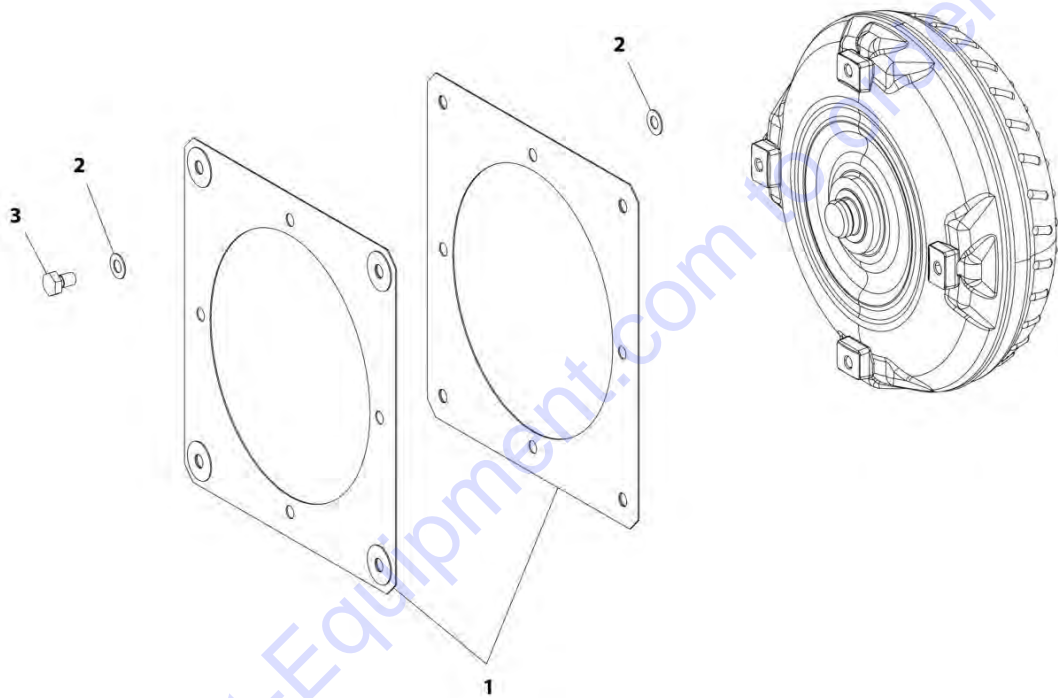
ITEM	PART NUMBER	QTY	DESCRIPTION	REV
		Ref	Transmission, Housing Output 2 (See Separate Breakdown in this Section)	

Go to Discount-Equipment.com to order your parts



SECTION 5 - DRIVETRAIN

FIGURE 5-58. TRANSMISSION, ENGINE CONNECTION



ART\_1001170171\_2-C

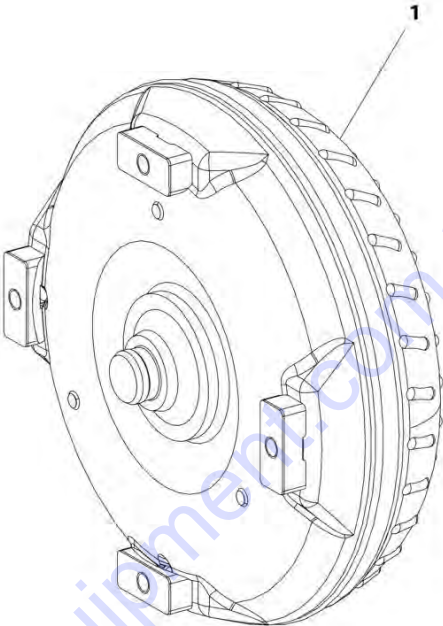
FIGURE 5-58. TRANSMISION, ENGINE CONNECTION

ITEM	PART NUMBER	QTY	DESCRIPTION	REV
1	1319229	2	Diaphragm	
2	7026745	8	Washer, Thrust M10	
3	7026744	4	Bolt, M10X16	

Go to Discount-Equipment.com to order your parts

**SECTION 5 - DRIVETRAIN**

**FIGURE 5-59. TRANSMISSION, CONVERTER**



ART\_1001170171\_3-C

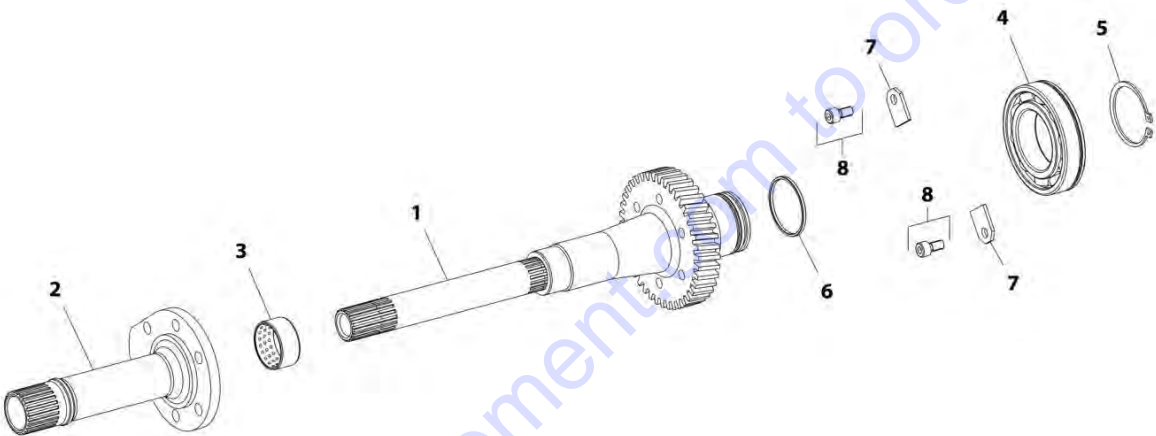
FIGURE 5-59. TRANSMISSION, CONVERTER

ITEM	PART NUMBER	QTY	DESCRIPTION	REV
1	7026746	1	Converter, Torque	

Go to Discount-Equipment.com to order your parts

SECTION 5 - DRIVETRAIN

FIGURE 5-60. TRANSMISSION, INPUT



ART\_1001170171\_4-C

## SECTION 5 - DRIVETRAIN

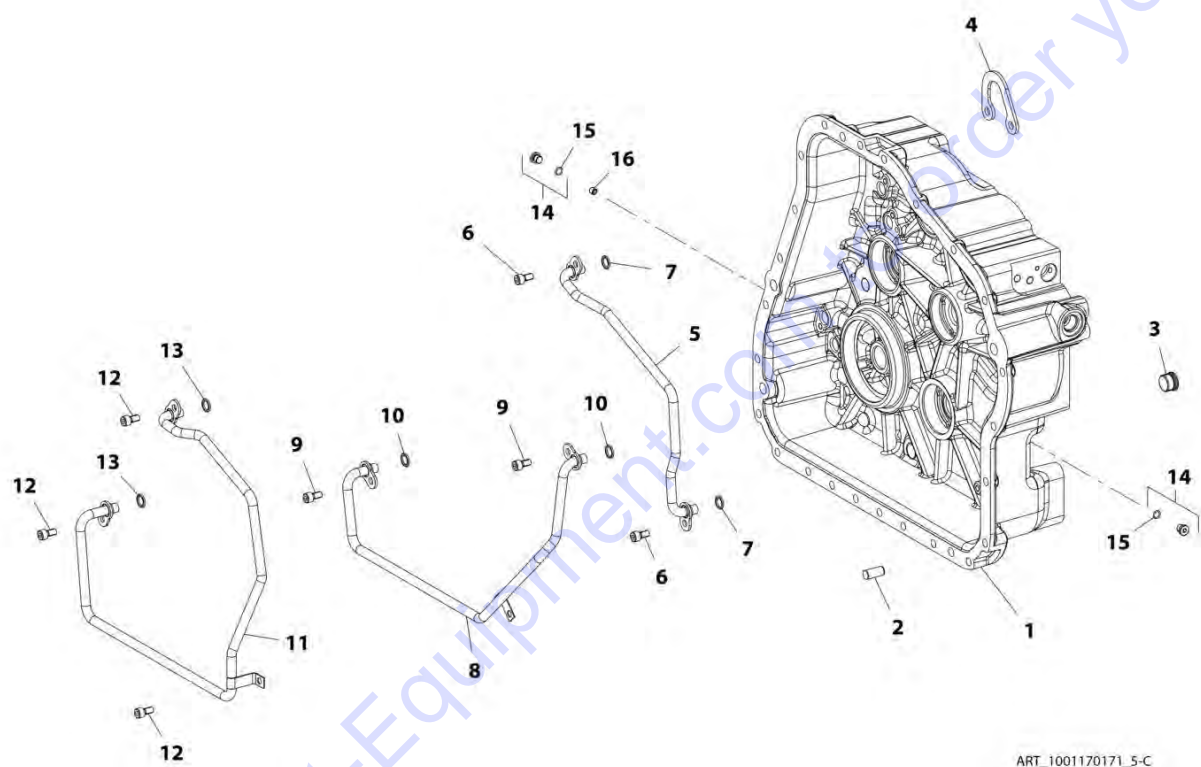
**FIGURE 5-60. TRANSMISSION, INPUT**

ITEM	PART NUMBER	QTY	DESCRIPTION	REV
1	7026747	1	Shaft, Turbine	
2	7026748	1	Shaft, Stator	
3	1319558	1	Bushing, Bearing	
4	1319563	1	Bearing, Ball	
5	80304405	1	Ring, Retaining	
6	7026749	1	Ring, Piston	
7	70026515	2	Strap	
8	70026516	2	Bolt, M8X16	



SECTION 5 - DRIVETRAIN

FIGURE 5-61. TRANSMISSION, HOUSING GROUP 1



ART\_1001170171\_5-C

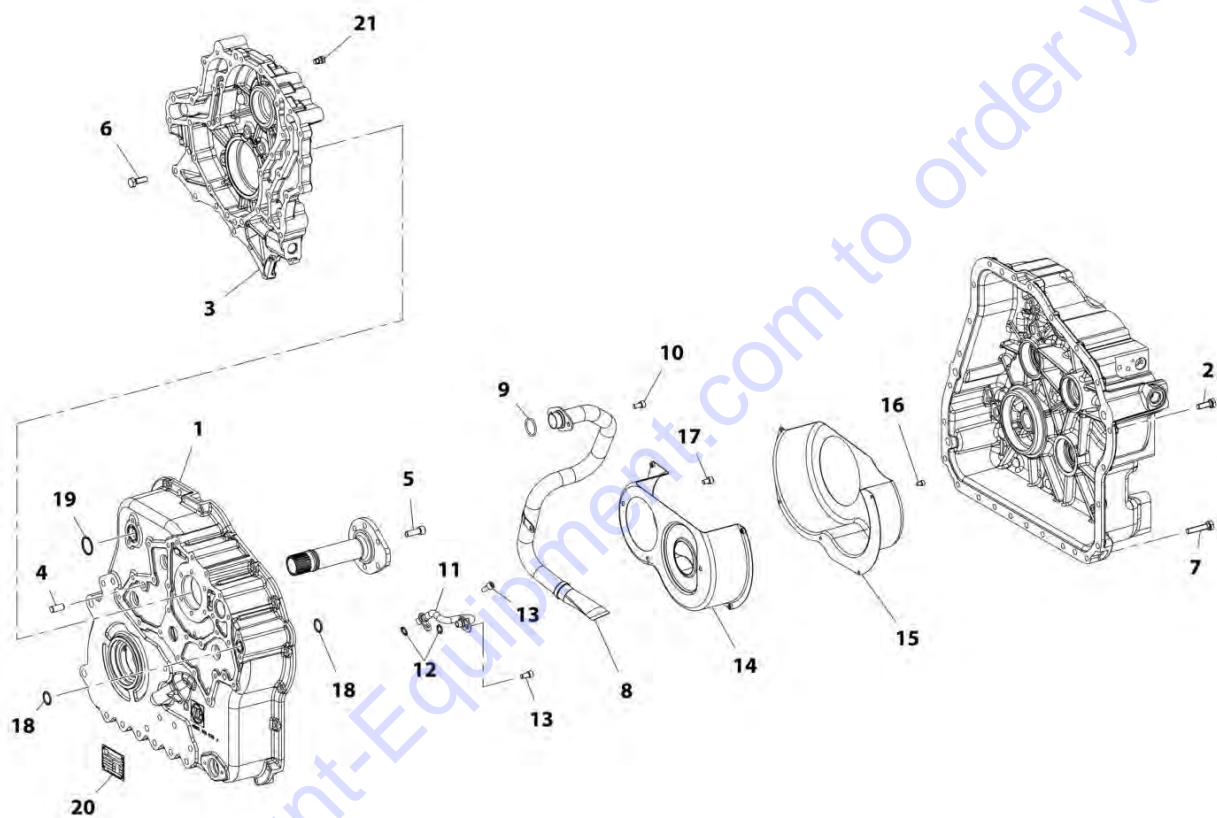
## SECTION 5 - DRIVETRAIN

**FIGURE 5-61. TRANSMISSION, HOUSING GROUP 1**

ITEM	PART NUMBER	QTY	DESCRIPTION	REV
1	7029973	1	Housing	
2	1319571	2	Pin, Dowel	
3	70023404	1	Plug	
4	1319590	1	Bracket, Lift	
5	7026750	1	Pipe	
6	70026516	2	Bolt, M8X16	
7	8036847	2	O-Ring	
8	7026751	1	Pipe	
9	70026516	2	Bolt, M8X16	
10	8036847	2	O-Ring	
11	7026752	1	Pipe	
12	70026516	3	Bolt, M8X16	
13	8036847	2	O-Ring	
14	70026517	7	Plug, Screw	
15	10731709	7	O-Ring	
16	70026518	1	Nozzle	

SECTION 5 - DRIVETRAIN

FIGURE 5-62. TRANSMISSION, HOUSING GROUP 2



ART\_1001170171\_6-C

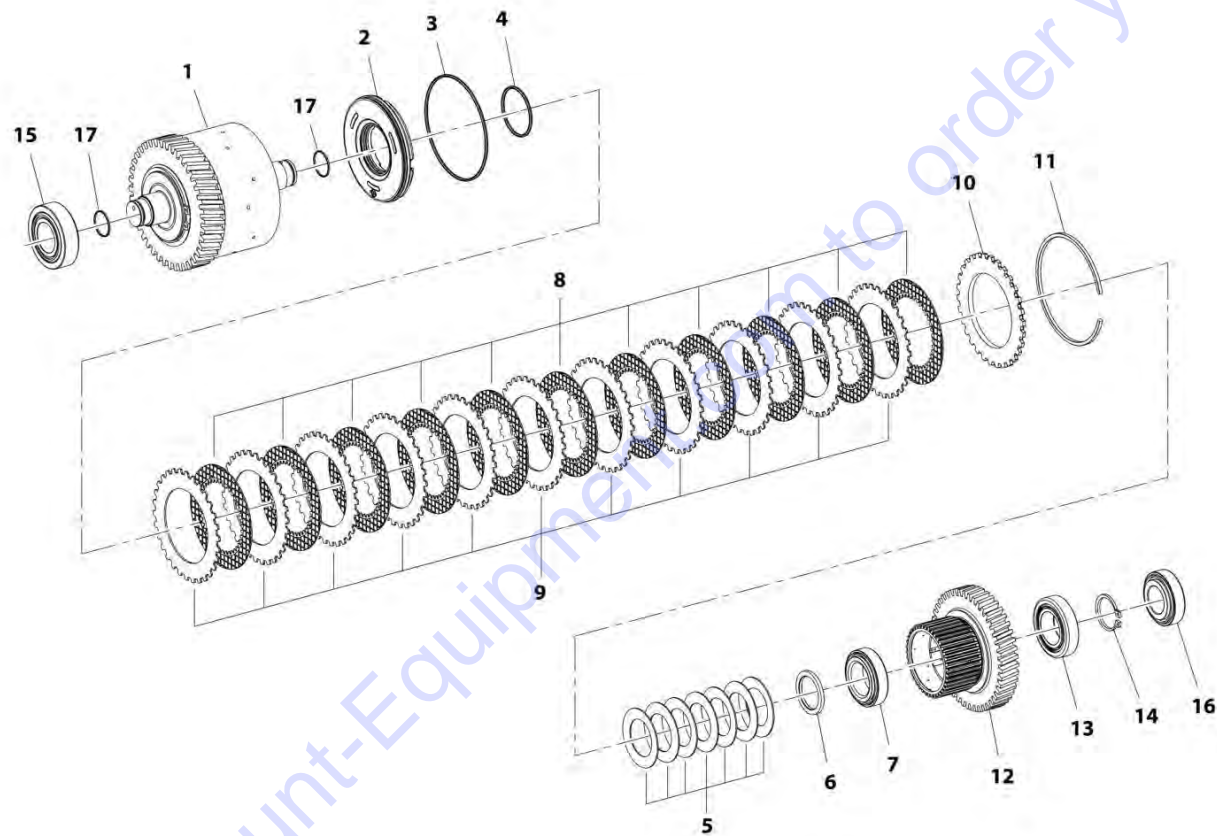
## SECTION 5 - DRIVETRAIN

**FIGURE 5-62. TRANSMISSION, HOUSING GROUP 2**

ITEM	PART NUMBER	QTY	DESCRIPTION	REV
1	7029972	1	Housing	
2	80304394	18	Bolt, M10X30	
3	70021920	1	Housing, PTO	
4	1319571	2	Pin, Dowel	
5	70026519	6	Bolt, M10X30	
6	80304394	13	Bolt, M10X30	
7	7026794	6	Bolt, M10X50	
8	7026753	1	Tube, Suction	
9	70023885	1	O-Ring	
10	70026516	2	Bolt, M8X16	
11	7026754	1	Pipe	
12	8036847	2	O-Ring	
13	70026516	2	Bolt, M8X16	
14	7026755	1	Sheet, Screen	
15	7026756	1	Sheet, Screen	
16	70026520	5	Bolt, M6X10	
17	70026521	3	Bolt, M8X12	
18	7026792	2	O-Ring	
19	70023885	1	O-Ring	
20	N.S.S.	1	Plate, Serial Number	
21	10731744	1	Breather	

SECTION 5 - DRIVETRAIN

FIGURE 5-63. TRANSMISSION, CLUTCH GROUP 1



ART\_1001170171\_7-C

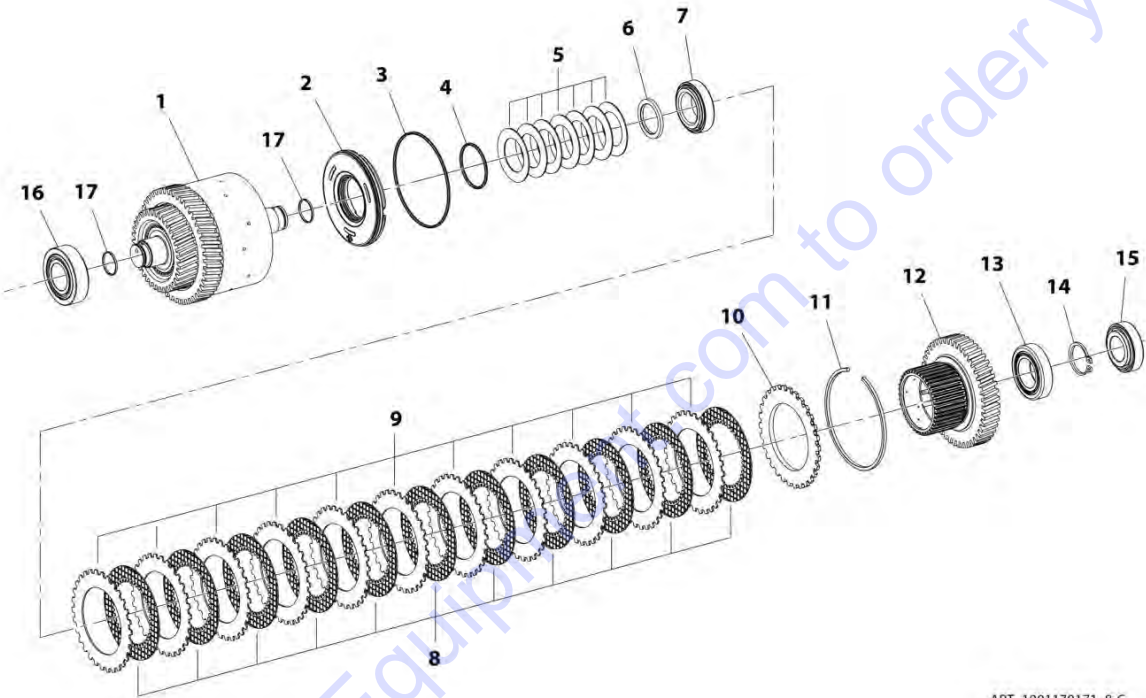
## SECTION 5 - DRIVETRAIN

**FIGURE 5-63. TRANSMISSION, CLUTCH GROUP 1**

ITEM	PART NUMBER	QTY	DESCRIPTION	REV
1	7026757	1	Coupling	
2	70022075	1	Piston	
3	1319594	1	O-Ring	
4	1319593	1	O-Ring	
5	1319595	7	Spring, Cup	
6	1319617	1	Shim	
7	1319618	AR	Bearing, Roller	
8	7026758	11	Disc, Friction	
9	7026759	11	Disc, Clutch	
10	7026760	1	Shim	
11	70026527	AR	Ring, Snap 2.00	
11	70026528	AR	Ring, Snap 2.25	
11	70026529	AR	Ring, Snap 2.50	
11	7029852	AR	Ring	
11	1319602	AR	Ring	
11	7029849	AR	Ring	
11	1319601	AR	Ring	
11	7029850	AR	Ring	
11	1319600	AR	Ring	
12	1319638	1	Carrier, Inner Disc	
13	1319620	AR	Bearing, Roller	
14	1319632	AR	Ring	
14	1319631	AR	Ring	
14	1319630	AR	Ring	
14	1319629	AR	Ring	
14	1319628	AR	Ring	
14	1319627	AR	Ring	
14	1319626	AR	Ring	
14	1319625	AR	Ring	
14	1319624	AR	Ring	
14	1319623	AR	Ring	
14	1319622	AR	Ring	
14	1319621	AR	Ring	
15	1319615	1	Bearing, Roller	
16	1319636	1	Bearing, Roller	
17	7026761	2	Ring, Piston	

SECTION 5 - DRIVETRAIN

FIGURE 5-64. TRANSMISSION, CLUTCH GROUP 2



ART\_1001170171\_8-C

## SECTION 5 - DRIVETRAIN

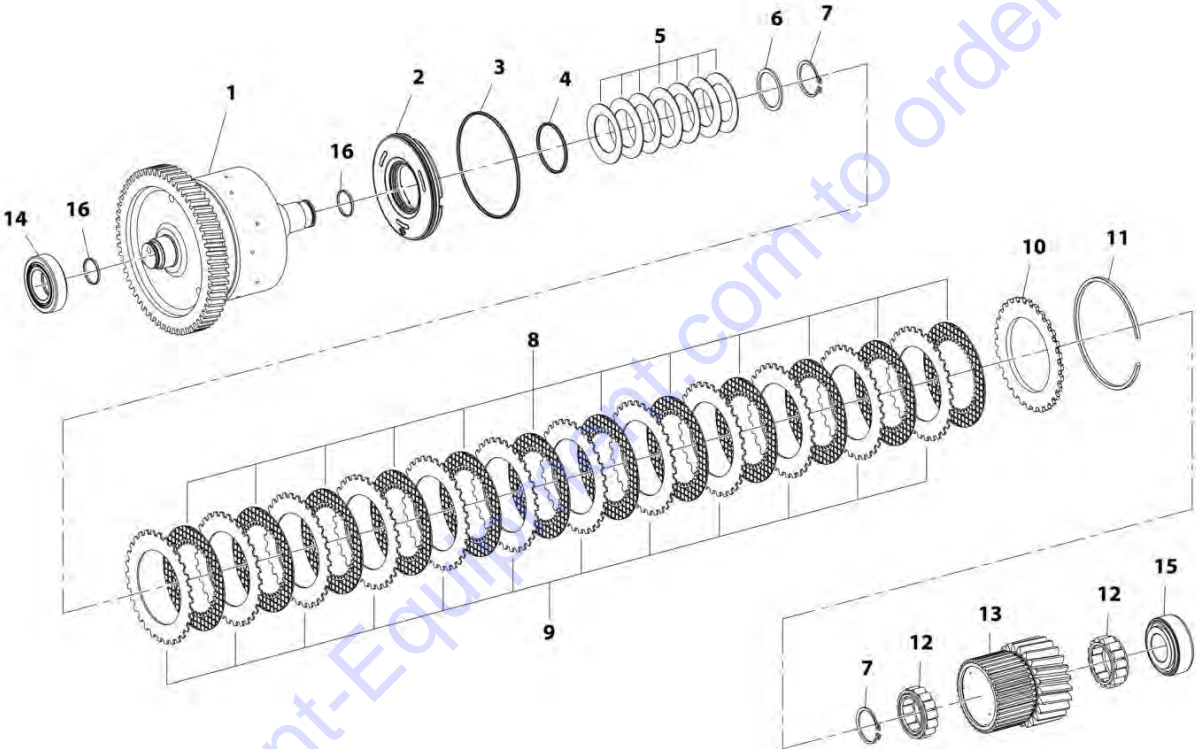
**FIGURE 5-64. TRANSMISSION, CLUTCH GROUP 2**

ITEM	PART NUMBER	QTY	DESCRIPTION	REV
1	7026762	1	Coupling	
2	70022075	1	Piston	
3	1319594	1	O-Ring	
4	1319593	1	O-Ring	
5	1319595	7	Spring, Cup	
6	1319617	1	Shim	
7	1319618	AR	Bearing, Roller	
8	7026758	11	Disc, Friction	
9	7026759	11	Disc, Static	
10	7026760	1	Shim	
11	70026527	AR	Ring, Snap 2.00	
11	70026528	AR	Ring, Snap 2.25	
11	70026529	AR	Ring, Snap 2.50	
11	7029852	AR	Ring	
11	1319602	AR	Ring	
11	7029849	AR	Ring	
11	1319601	AR	Ring	
11	7029850	AR	Ring	
11	1319600	AR	Ring	
12	1319638	1	Carrier, Disc	
13	1319620	1	Bearing, Roller	
14	1319632	AR	Ring	
14	1319631	AR	Ring	
14	1319630	AR	Ring	
14	1319629	AR	Ring	
14	1319628	AR	Ring	
14	1319627	AR	Ring	
14	1319626	AR	Ring	
14	1319625	AR	Ring	
14	1319624	AR	Ring	
14	1319623	AR	Ring	
14	1319622	AR	Ring	
14	1319621	AR	Ring	
15	1319615	1	Bearing, Roller	
16	1319636	1	Bearing, Roller	
17	7026761	2	Ring, Piston	



SECTION 5 - DRIVETRAIN

FIGURE 5-65. TRANSMISSION, COUPLING GROUP 1



ART\_1001170171\_9-C

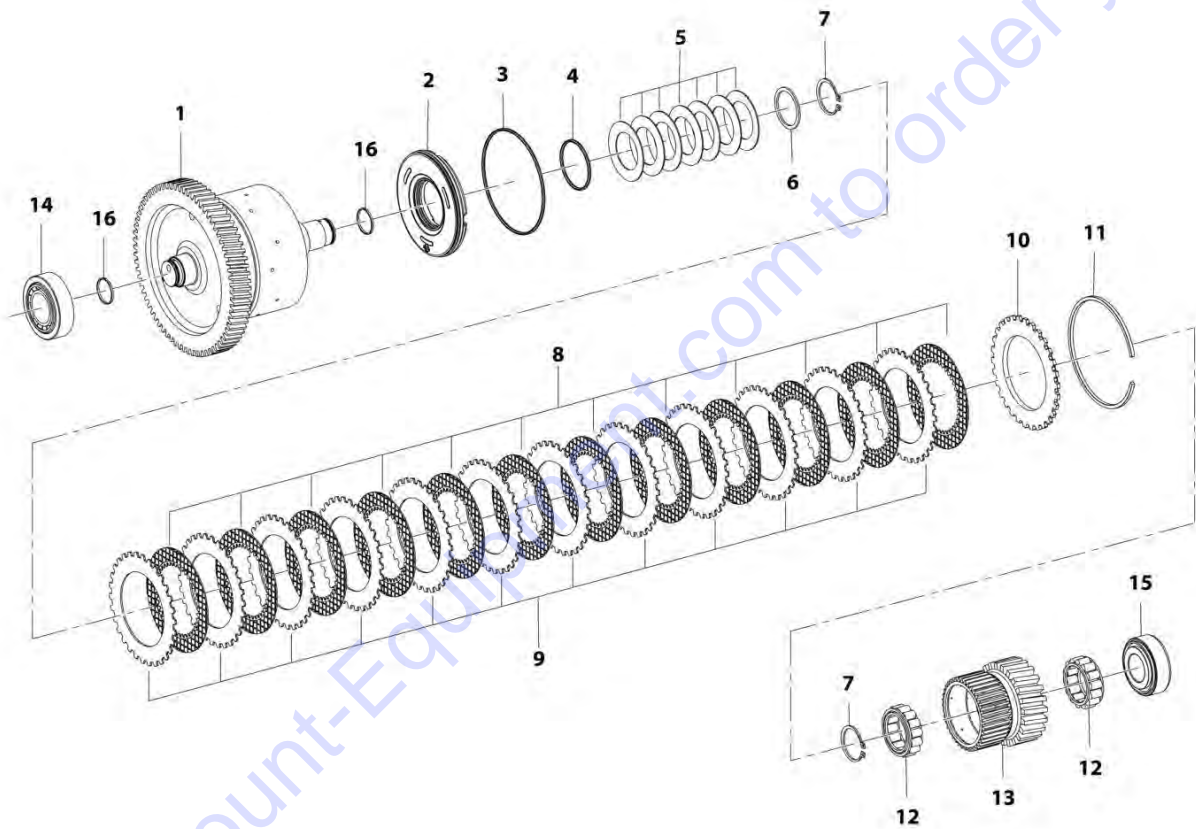
## SECTION 5 - DRIVETRAIN

**FIGURE 5-65. TRANSMISSION, COUPLING GROUP 1**

ITEM	PART NUMBER	QTY	DESCRIPTION	REV
1	70026530	1	Coupling	
2	70022075	1	Piston	
3	1319594	1	O-Ring	
4	1319593	1	O-Ring	
5	1319595	7	Spring, Cup	
6	1319596	1	Shim	
7	10731845	2	Ring, Retaining	
8	7026758	12	Disc, Friction	
9	7026759	12	Disc, Clutch	
10	7026760	1	Shim	
11	70026527	AR	Ring, Snap 2.00	
11	70026528	AR	Ring, Snap 2.25	
11	70026529	AR	Ring, Snap 2.50	
11	7029852	AR	Ring	
11	1319602	AR	Ring	
11	7029849	AR	Ring	
11	1319601	AR	Ring	
11	7029850	AR	Ring	
11	1319600	AR	Ring	
12	1319605	AR	Cage, Roller	
13	1319607	1	Carrier, Disc	
14	1319608	1	Bearing, Roller	
15	8036190	1	Bearing, Roller	
16	7026761	2	Piston Ring	

SECTION 5 - DRIVETRAIN

FIGURE 5-66. TRANSMISSION, COUPLING GROUP 2



ART\_1001170171\_10-C

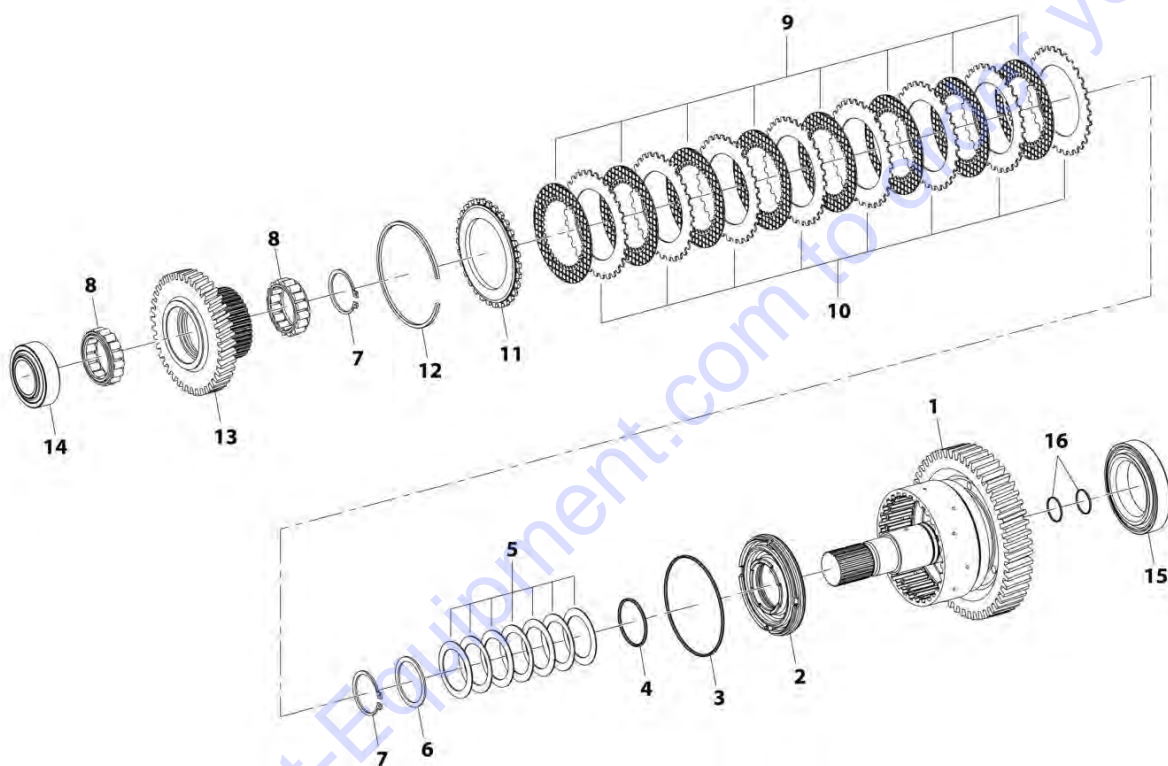
## SECTION 5 - DRIVETRAIN

**FIGURE 5-66. TRANSMISSION, COUPLING GROUP 2**

ITEM	PART NUMBER	QTY	DESCRIPTION	REV
1	70026531	1	Coupling	
2	70022075	1	Piston	
3	1319594	1	O-Ring	
4	1319593	1	O-Ring	
5	1319595	7	Spring, Cup	
6	1319596	1	Shim	
7	10731845	2	Ring, Retaining	
8	7026758	12	Disc, Friction	
9	7026759	12	Disc, Clutch	
10	7026760	1	Shim	
11	70026527	AR	Ring, Snap 2.00	
11	70026528	AR	Ring, Snap 2.25	
11	70026529	AR	Ring, Snap 2.50	
11	7029852	AR	Ring	
11	1319602	AR	Ring	
11	7029849	AR	Ring	
11	1319601	AR	Ring	
11	7029850	AR	Ring	
11	1319600	AR	Ring	
12	1319605	AR	Bearing, Roller	
13	1319614	1	Carrier, Disc	
14	1319615	1	Bearing, Roller	
15	8036190	1	Bearing, Roller	
16	7026761	2	Ring, Piston	

SECTION 5 - DRIVETRAIN

FIGURE 5-67. TRANSMISSION, COUPLING GROUP 3



ART\_1001170171\_11-C

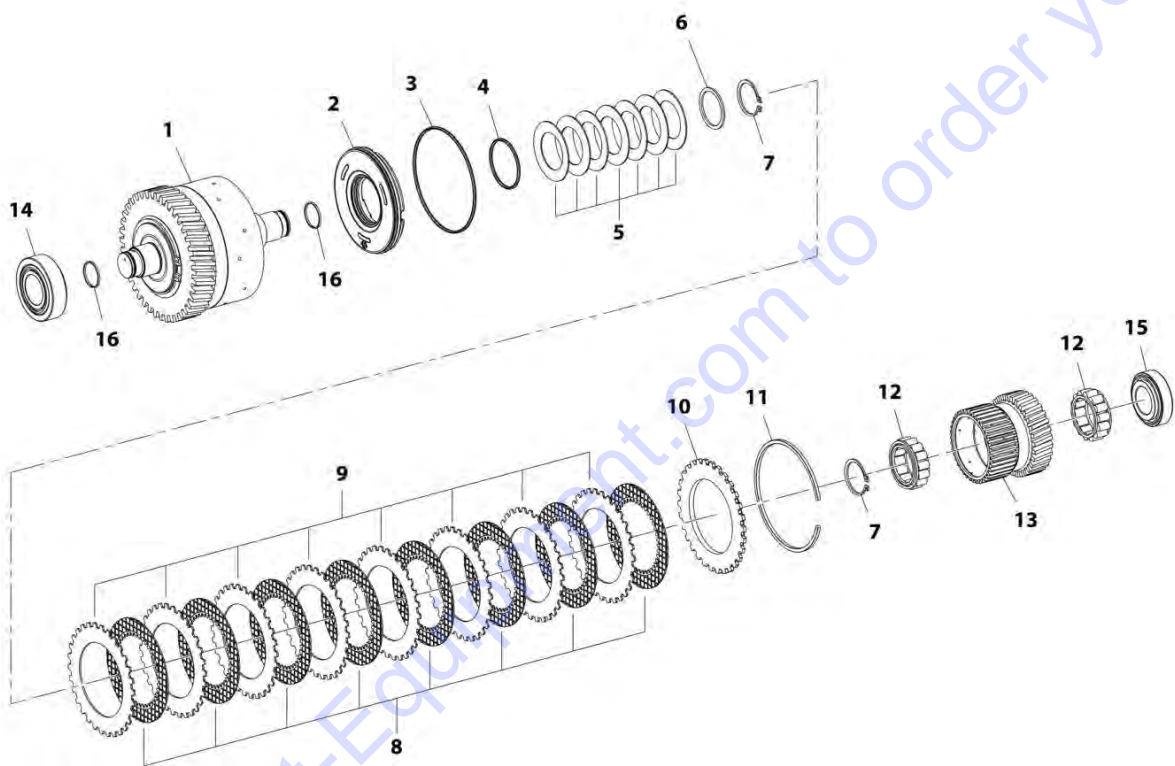
## SECTION 5 - DRIVETRAIN

**FIGURE 5-67. TRANSMISSION, COUPLING GROUP 3**

ITEM	PART NUMBER	QTY	DESCRIPTION	REV
1	70026532	1	Coupling	
2	70022075	1	Piston	
3	1319594	1	O-Ring	
4	1319593	1	O-Ring	
5	7026765	7	Spring, Cup	
6	7026766	1	Washer	
7	80304227	AR	Ring, Retaining	
8	70021227	AR	Ring	
8	70021228	AR	Cage, Roller	
9	7026758	AR	Disc, Friction	
10	7026759	AR	Disc, Clutch	
11	7026760	AR	Shim	
12	70026527	AR	Ring	
12	70026528	AR	Ring	
12	70026529	AR	Ring	
12	7029852	AR	Ring	
12	1319602	AR	Ring	
12	7029849	AR	Ring	
12	1319601	AR	Ring	
12	7029850	AR	Ring	
12	1319600	AR	Ring	
13	7027267	1	Carrier, Disc	
14	70021268	1	Bearing, Outer Ring	
14	70021269	1	Bearing, Inner Ring	
15	7026769	AR	Bearing, Roller	
16	7026761	2	Ring, Piston	

SECTION 5 - DRIVETRAIN

FIGURE 5-68. TRANSMISSION, COUPLING GROUP 4



ART\_1001170171\_12-C

## SECTION 5 - DRIVETRAIN

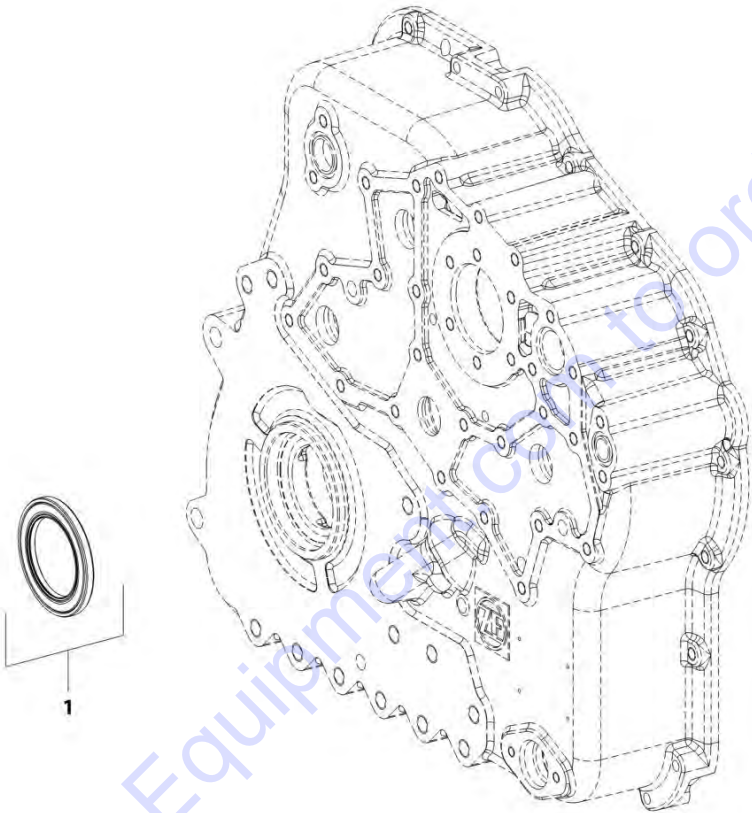
**FIGURE 5-68. TRANSMISSION, COUPLING GROUP 4**

ITEM	PART NUMBER	QTY	DESCRIPTION	REV
1	70026535	1	Coupling	
2	70022075	1	Piston	
3	1319594	1	O-Ring	
4	1319593	1	O-Ring	
5	1319595	7	Spring, Cup	
6	1319596	1	Shim	
7	10731845	2	Ring, Retaining	
8	7026758	8	Disc, Friction	
9	7026759	8	Disc, Clutch	
10	7026760	1	Shim	
11	70026527	AR	Ring, Snap 2.00	
11	70026528	AR	Ring, Snap 2.25	
11	70026529	AR	Ring, Snap 2.50	
11	7029852	AR	Ring	
11	1319602	AR	Ring	
11	7029849	AR	Ring	
11	1319601	AR	Ring	
11	7029850	AR	Ring	
11	1319600	AR	Ring	
12	1319605	AR	Bearing, Roller	
13	1319635	1	Carrier, Disc	
14	1319615	1	Bearing, Roller	
15	1319636	1	Bearing, Roller	
16	7026761	2	Ring, Piston	



SECTION 5 - DRIVETRAIN

FIGURE 5-69. TRANSMISSION, OUTPUT



ART\_1001170171\_13-C

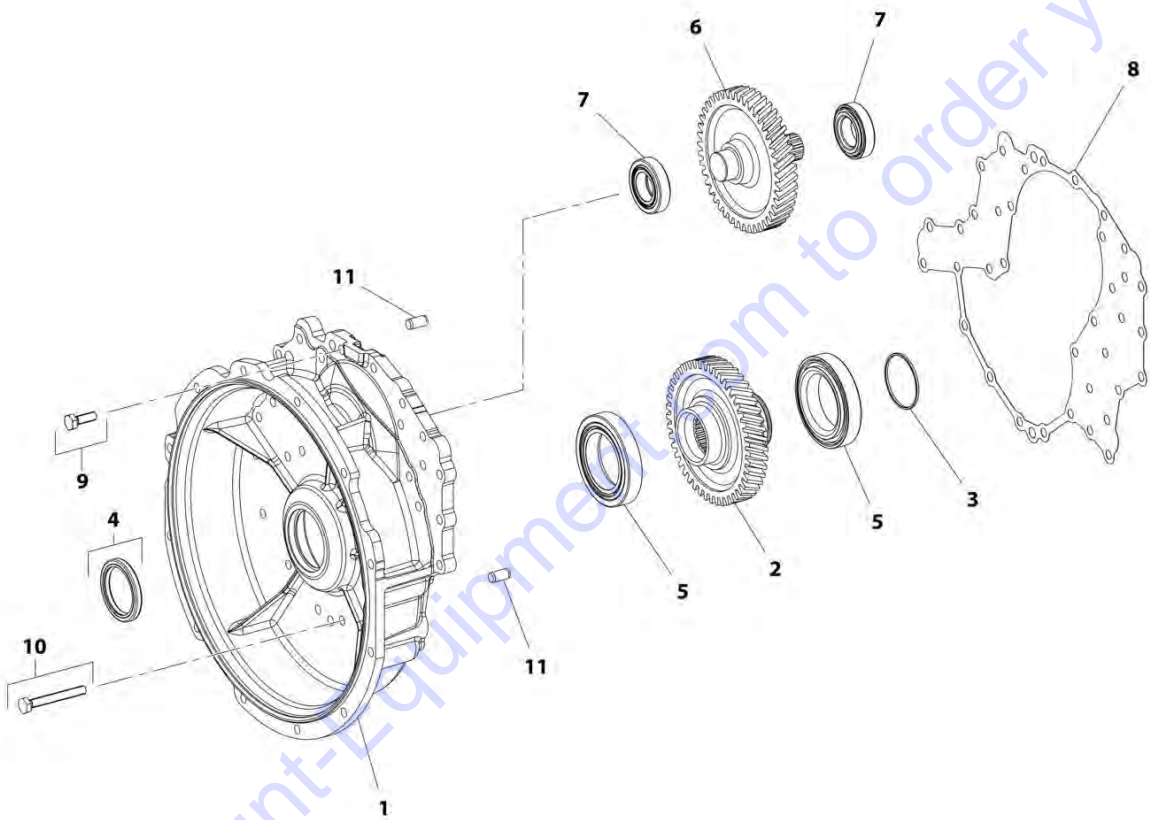
FIGURE 5-69. TRANSMISSION, OUTPUT

ITEM	PART NUMBER	QTY	DESCRIPTION	REV
1	70026536	1	Seal, Shaft	

Go to Discount-Equipment.com to order your parts

SECTION 5 - DRIVETRAIN

FIGURE 5-70. TRANSMISSION, POWER TAKE-OFF



ART\_1001170171\_14-C

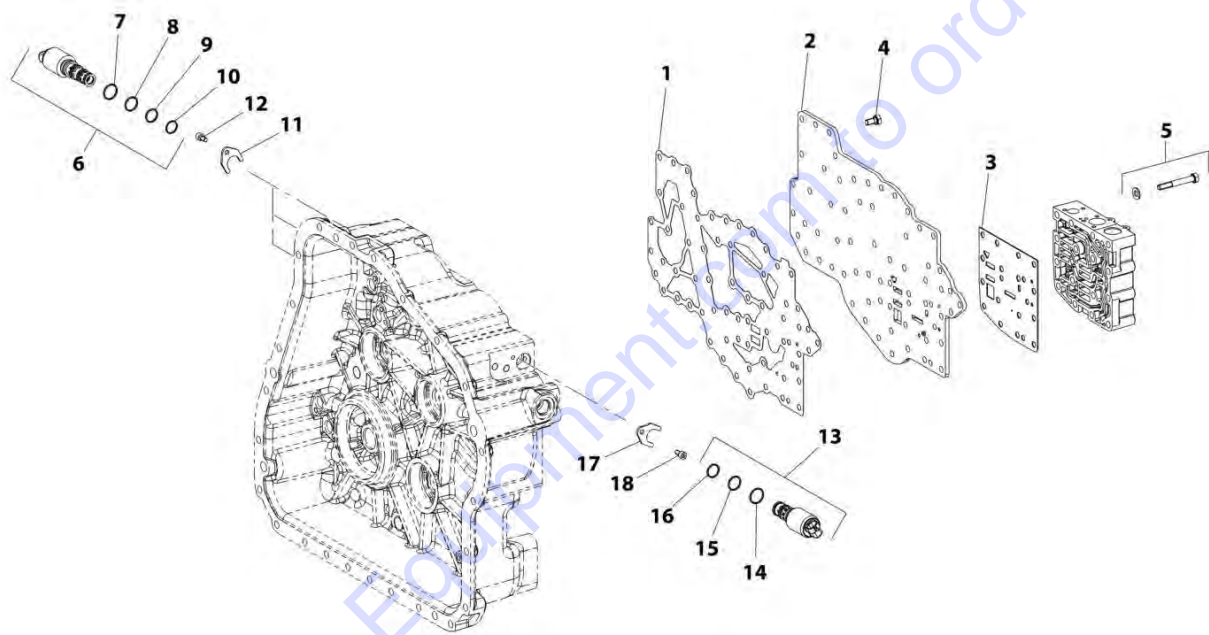
## SECTION 5 - DRIVETRAIN

**FIGURE 5-70. TRANSMISSION, POWER TAKE-OFF**

ITEM	PART NUMBER	QTY	DESCRIPTION	REV
1	70021526	1	Housing	
2	7026771	1	Shaft	
3	7026772	1	Ring, Piston	
4	1319576	1	Seal, Shaft	
5	7026769	AR	Bearing, Roller	
6	7026773	1	Shaft	
7	1319608	AR	Bearing, Roller	
8	7026774	1	Gasket	
9	80304394	21	Bolt, M10X30	
10	7026775	15	Bolt, M10X80	
11	1319571	2	Pin	

SECTION 5 - DRIVETRAIN

FIGURE 5-71. TRANSMISSION, CONTROL UNIT



ART\_1001170171\_15-C


## SECTION 5 - DRIVETRAIN

**FIGURE 5-71. TRANSMISSION, CONTROL UNIT**

ITEM	PART NUMBER	QTY	DESCRIPTION	REV
1	7026776	1	Gasket	
2	70026538	1	Plate	
3	70026539	1	Sheet, Intermediate	
4	7026780	46	Bolt, M8X16	
5	7026781	16	Bolt, M8X60 (includes washer)	
5	10732095	16	Washer	
6	8036529	3	Valve, Solenoid (includes items 7 thru 10)	
7	N.S.S.	3	O-Ring	
8	N.S.S.	3	O-Ring	
9	N.S.S.	3	O-Ring	
10	N.S.S.	3	O-Ring	
11	7029267	3	Bracket	
12	70026544	3	Bolt, M6X12	
13	8036528	1	Valve, Solenoid (includes items 14 thru 16)	
14	N.S.S.	1	O-Ring	
15	N.S.S.	1	O-Ring	
16	N.S.S.	1	O-Ring	
17	7029267	1	Bracket	
18	70026544	1	Bolt, M6X12	

## 448

943



## SECTION 5 - DRIVETRAIN

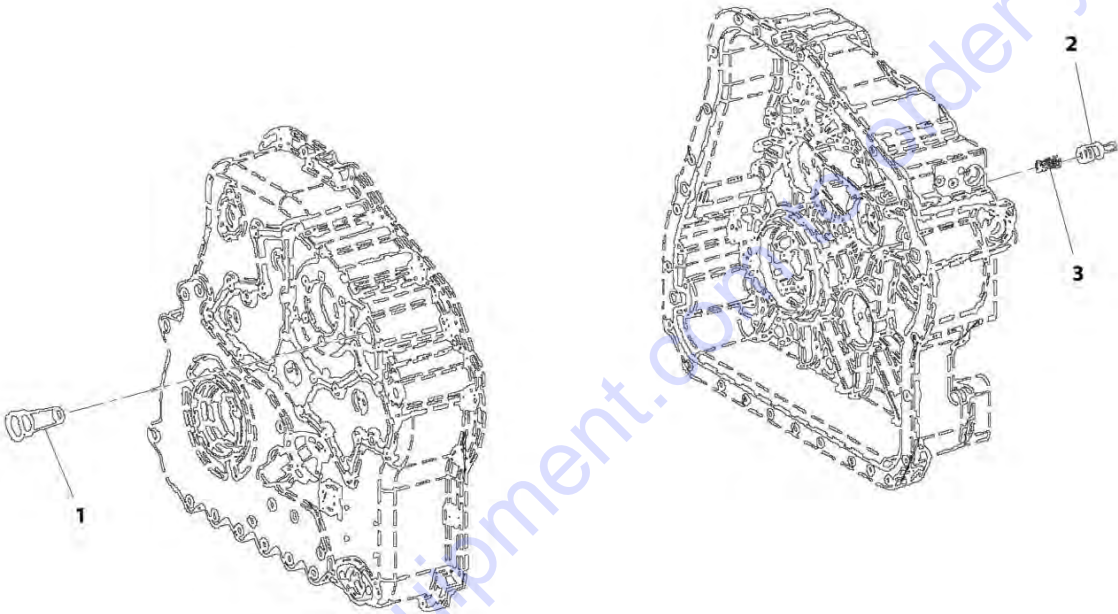
**FIGURE 5-72. TRANSMISSION, SHIFT SYSTEM**

ITEM	PART NUMBER	QTY	DESCRIPTION	REV
1	70026561	1	Assembly, Shift System (includes all items)	
2	70026546	1	Housing, Valve	
3	70026547	1	Piston, Control	
4	1319683	1	Spring	
5	1319684	1	Spring	
6	1319689	AR	Washer	
6	1319688	AR	Washer	
6	1319687	AR	Washer	
6	1319686	AR	Washer	
6	1319685	AR	Washer	
7	70026548	1	Piston	
8	70026549	1	Nozzle	
9	1319694	1	Assembly, Valve (includes items 10 thru 13)	
10	N.S.S.	1	Piston	
11	N.S.S.	2	Spring, Compression	
12	N.S.S.	2	Sleeve, Spring	
13	N.S.S.	2	Ring, Snap	
14	7026787	1	Spacer	
15	70026554	1	Plug, Screw (includes o-ring)	
15	70000656	1	O-Ring	
16	8036528	2	Valve, Solenoid (includes items 17 thru 19)	
17	N.S.S.	2	O-Ring	
18	N.S.S.	2	O-Ring	
19	N.S.S.	2	O-Ring	
20	7029267	2	Bracket	
21	70026544	2	Bolt, M6X12	
22	7026788	1	Gasket	
23	7026789	1	Cover	
24	70026555	2	Screw, Torx M6X23	
25	70026556	4	Screw, Torx M6X52	
26	70026517	2	Plug, Screw (includes o-ring)	
26	10731709	2	O-Ring	
27	10732071	1	Ball	
28	10732072	1	Spring	



SECTION 5 - DRIVETRAIN

FIGURE 5-73. TRANSMISSION, PRESSURE REGULATOR



ART\_1001170171\_17-C

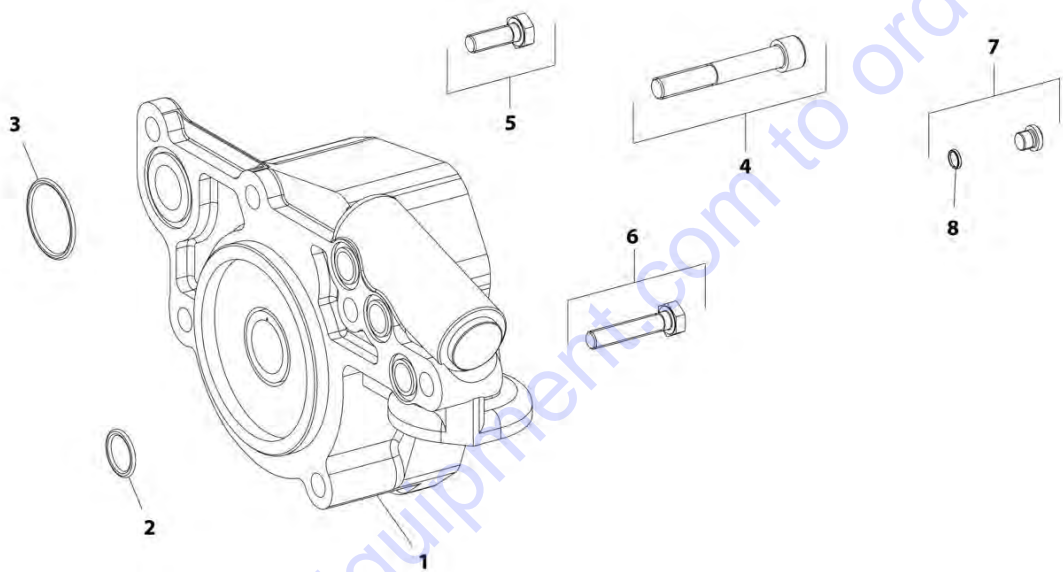
FIGURE 5-73. TRANSMISSION, PRESSURE REGULATOR

ITEM	PART NUMBER	QTY	DESCRIPTION	REV
1	7026782	1	Valve	
2	7026783	1	Piston	
3	7026784	1	Spring	

Go to Discount-Equipment.com to order your parts

SECTION 5 - DRIVETRAIN

FIGURE 5-74. TRANSMISSION, PRESSURE OIL PUMP



ART\_1001170171\_18-C

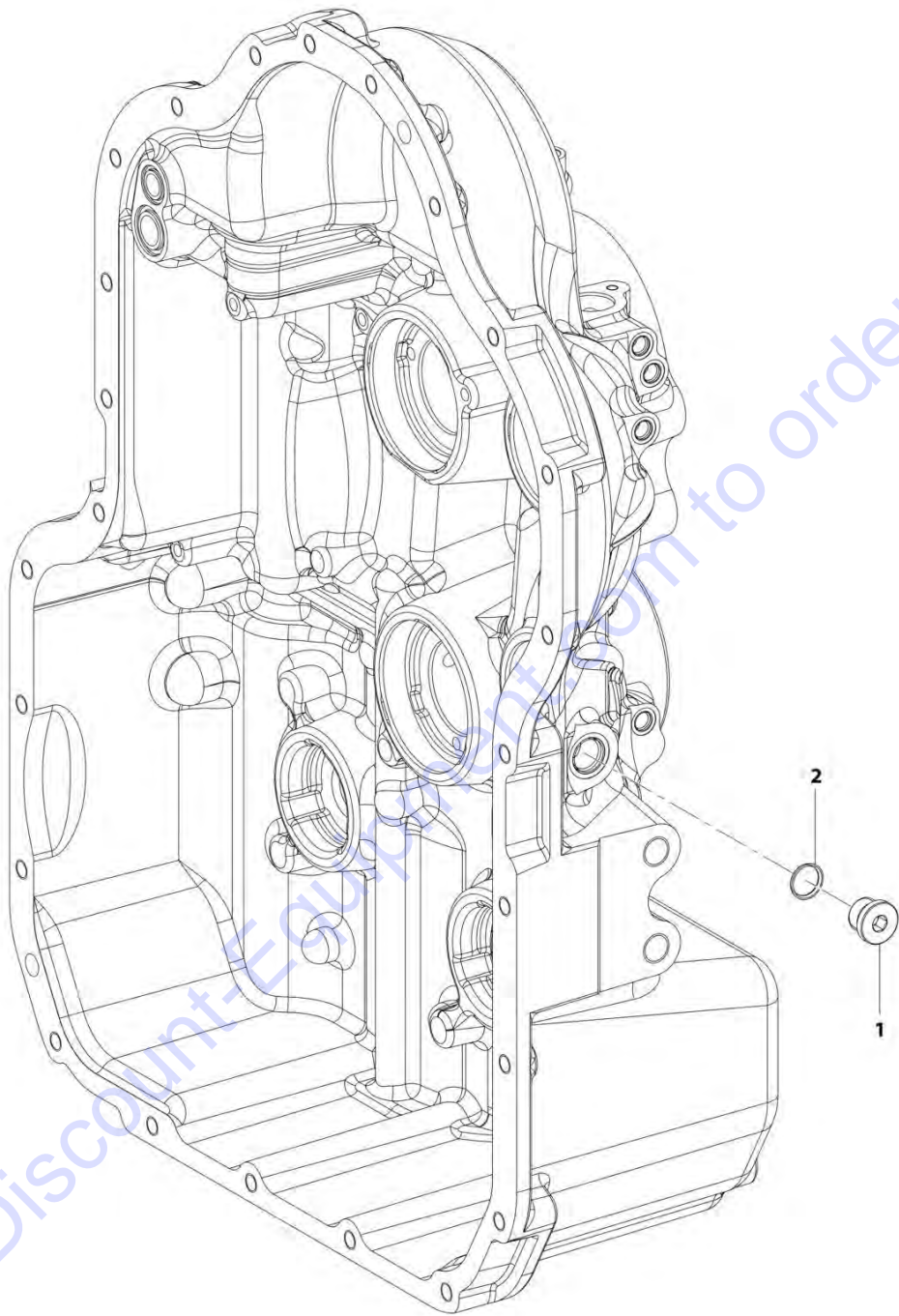
## SECTION 5 - DRIVETRAIN

**FIGURE 5-74. TRANSMISSION, PRESSURE OIL PUMP**

ITEM	PART NUMBER	QTY	DESCRIPTION	REV
1	7026791	1	Pump	
2	7026792	3	O-Ring	
3	1319719	1	O-Ring	
4	7026793	4	Bolt, M12X80	
5	80304394	1	Bolt, M10X30	
6	7026794	1	Bolt, M10X50	
7	70026517	2	Plug, Screw	
8	10731709	2	O-Ring	

SECTION 5 - DRIVETRAIN

FIGURE 5-75. TRANSMISSION, INDUCTIVE TRANSMITTER



ART\_1001170171\_19-C

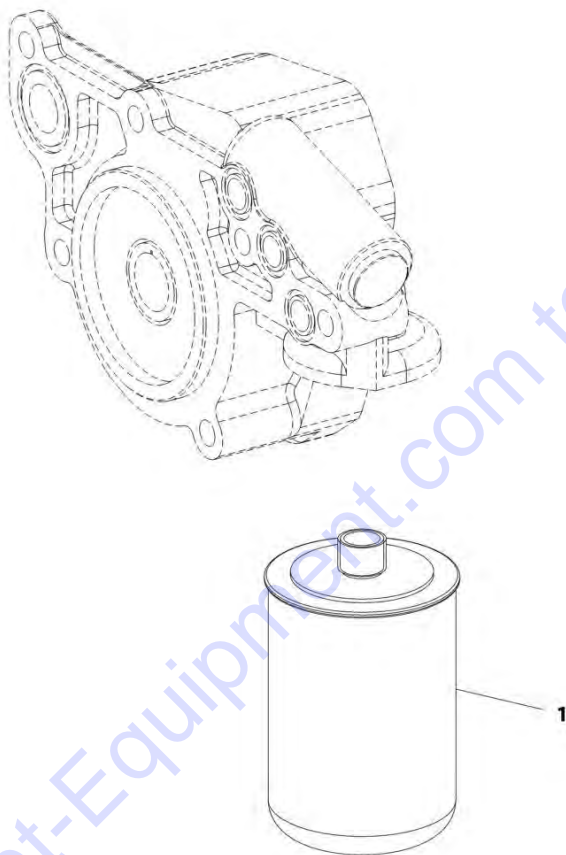
FIGURE 5-75. TRANSMISSION, INDUCTIVE TRANSMITTER

ITEM	PART NUMBER	QTY	DESCRIPTION	REV
1	70024895	1	Plug, Screw (includes o-ring)	
2	N.S.S.	1	O-Ring	

Go to Discount-Equipment.com to order your parts

SECTION 5 - DRIVETRAIN

FIGURE 5-76. TRANSMISSION, FILTER



ART\_1001170171\_20-C

FIGURE 5-76. TRANSMISSION, FILTER

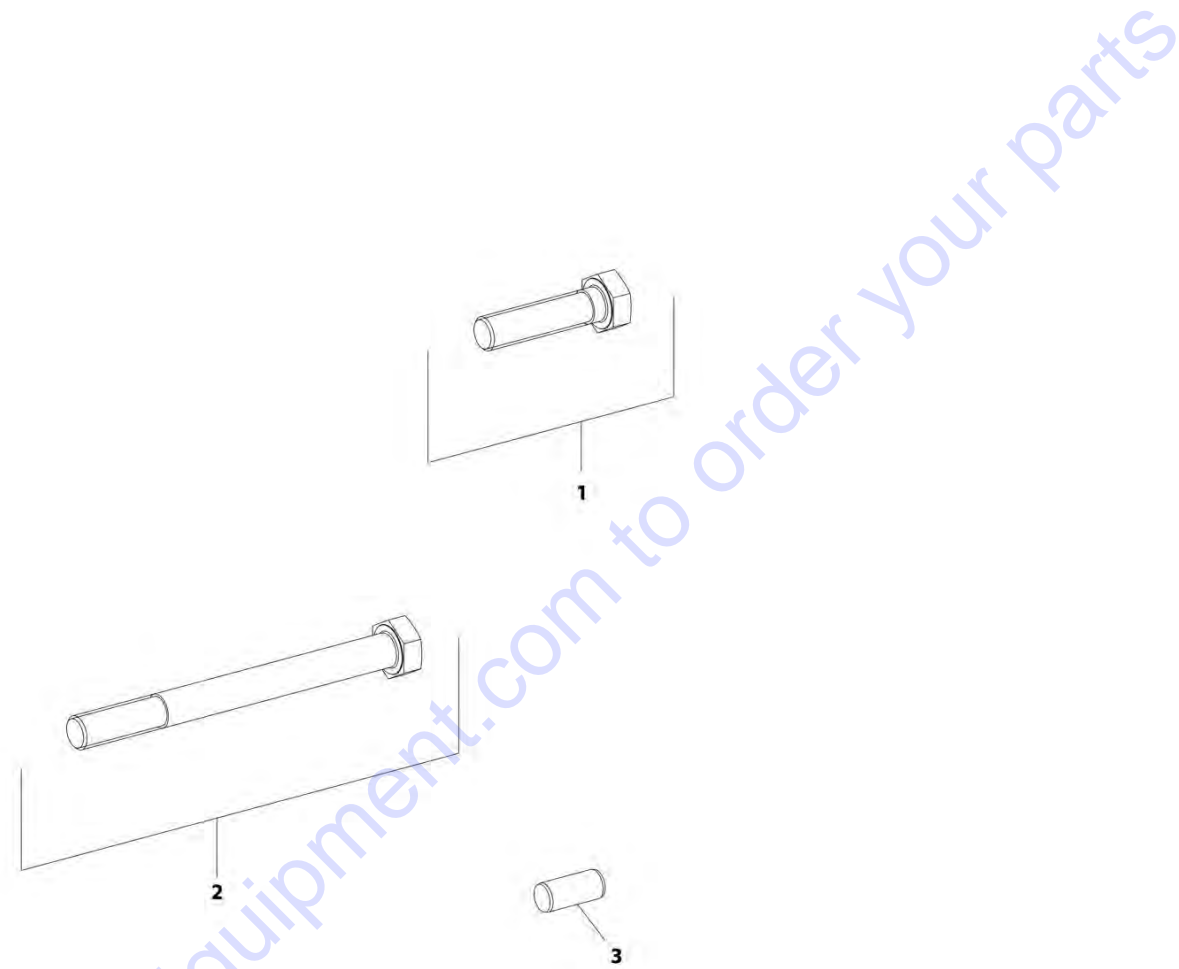
ITEM	PART NUMBER	QTY	DESCRIPTION	REV
1	1319726	1	Filter	

Go to Discount-Equipment.com to order your parts



SECTION 5 - DRIVETRAIN

FIGURE 5-77. TRANSMISSION, ACCESSORIES GROUP 1



ART\_1001170171\_21-C

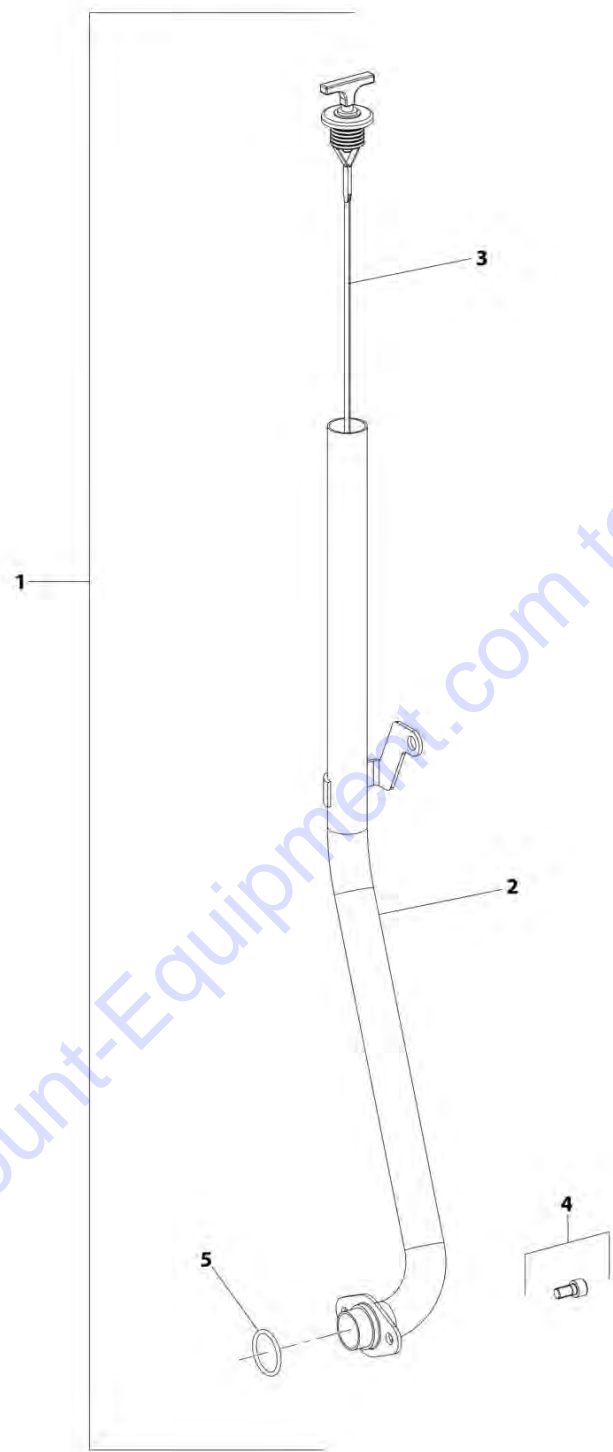
FIGURE 5-77. TRANSMISSION, ACCESSORIES GROUP 1

ITEM	PART NUMBER	QTY	DESCRIPTION	REV
1	7027254	12	Bolt, M14X55	
2	7027255	2	Bolt, M14X150	
3	1319571	1	Pin	

Go to Discount-Equipment.com to order your parts

SECTION 5 - DRIVETRAIN

FIGURE 5-78. TRANSMISSION, PERIPHERALS GROUP 1



ART\_1001170171\_22-C

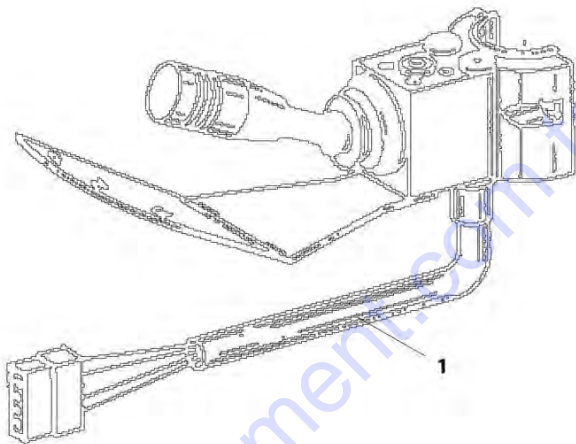
## SECTION 5 - DRIVETRAIN

**FIGURE 5-78. TRANSMISSION, PERIPHERALS GROUP 1**

ITEM	PART NUMBER	QTY	DESCRIPTION	REV
1	1001095738	1	Kit, Oil Level Dipstick (includes items 2 & 3)	
2	1001095744	1	Tube, Oil Level	
3	8841322	1	Dipstick, Oil Level	
4	70026516	2	Bolt, M8X16	
5	70023885	1	O-Ring	

SECTION 5 - DRIVETRAIN

FIGURE 5-79. TRANSMISSION, PERIPHERALS GROUP 2



ART\_1001170171\_23

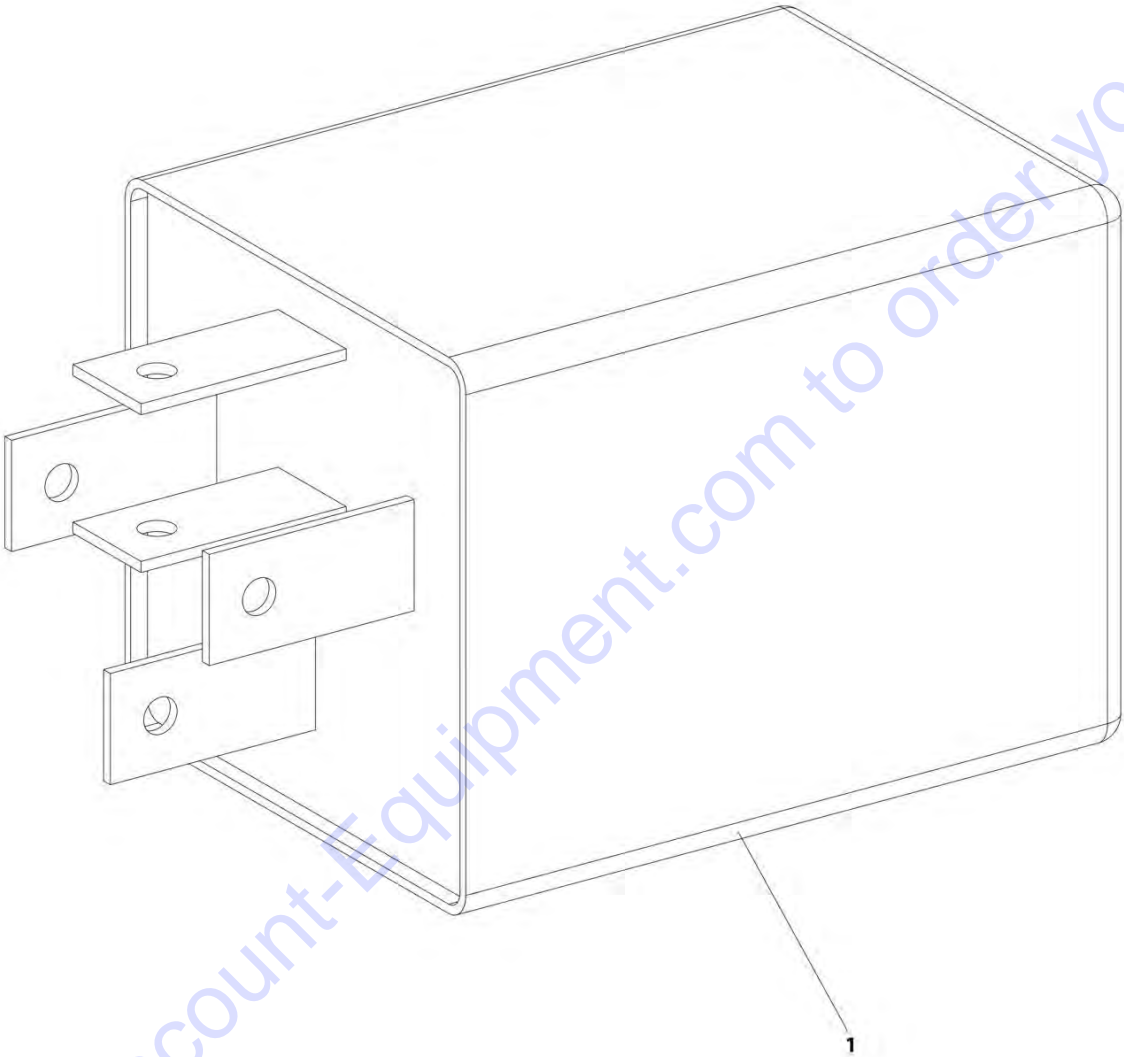
FIGURE 5-79. TRANSMISSION, PERIPHERALS GROUP 2

ITEM	PART NUMBER	QTY	DESCRIPTION	REV
1	70026558	1	Selector, Range	

Go to Discount-Equipment.com to order your parts

**SECTION 5 - DRIVETRAIN**

**FIGURE 5-80. TRANSMISSION, ACCESSORIES GROUP 2**



ART\_1001170171\_24-C

**FIGURE 5-80. TRANSMISSION, ACCESSORIES GROUP 2**

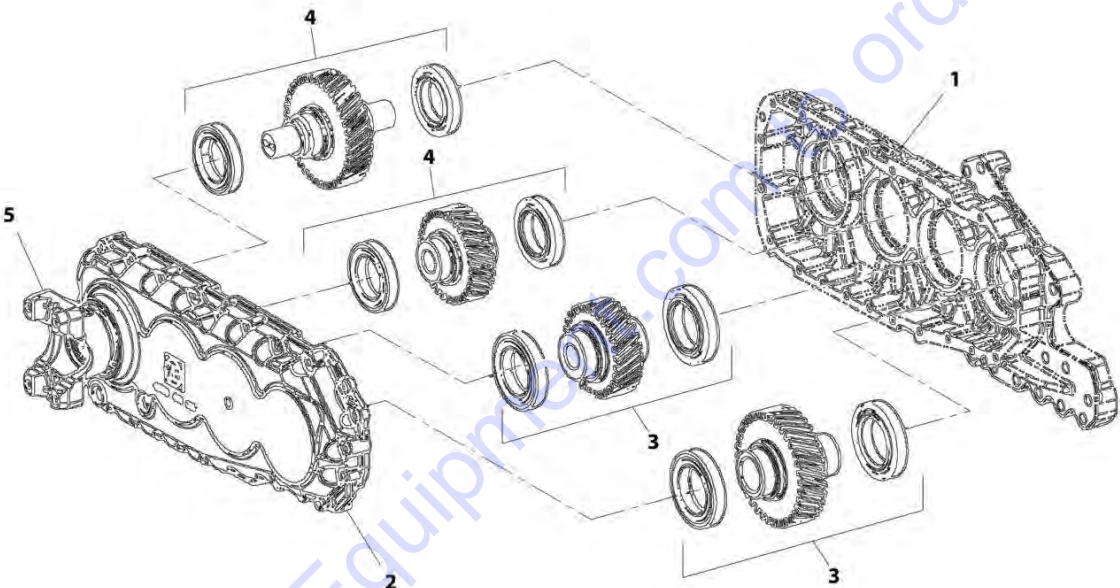
ITEM	PART NUMBER	QTY	DESCRIPTION	REV
1	70026559	1	Relay	

Go to Discount-Equipment.com to order your parts



SECTION 5 - DRIVETRAIN

FIGURE 5-81. TRANSMISSION, TRANSFER BOX



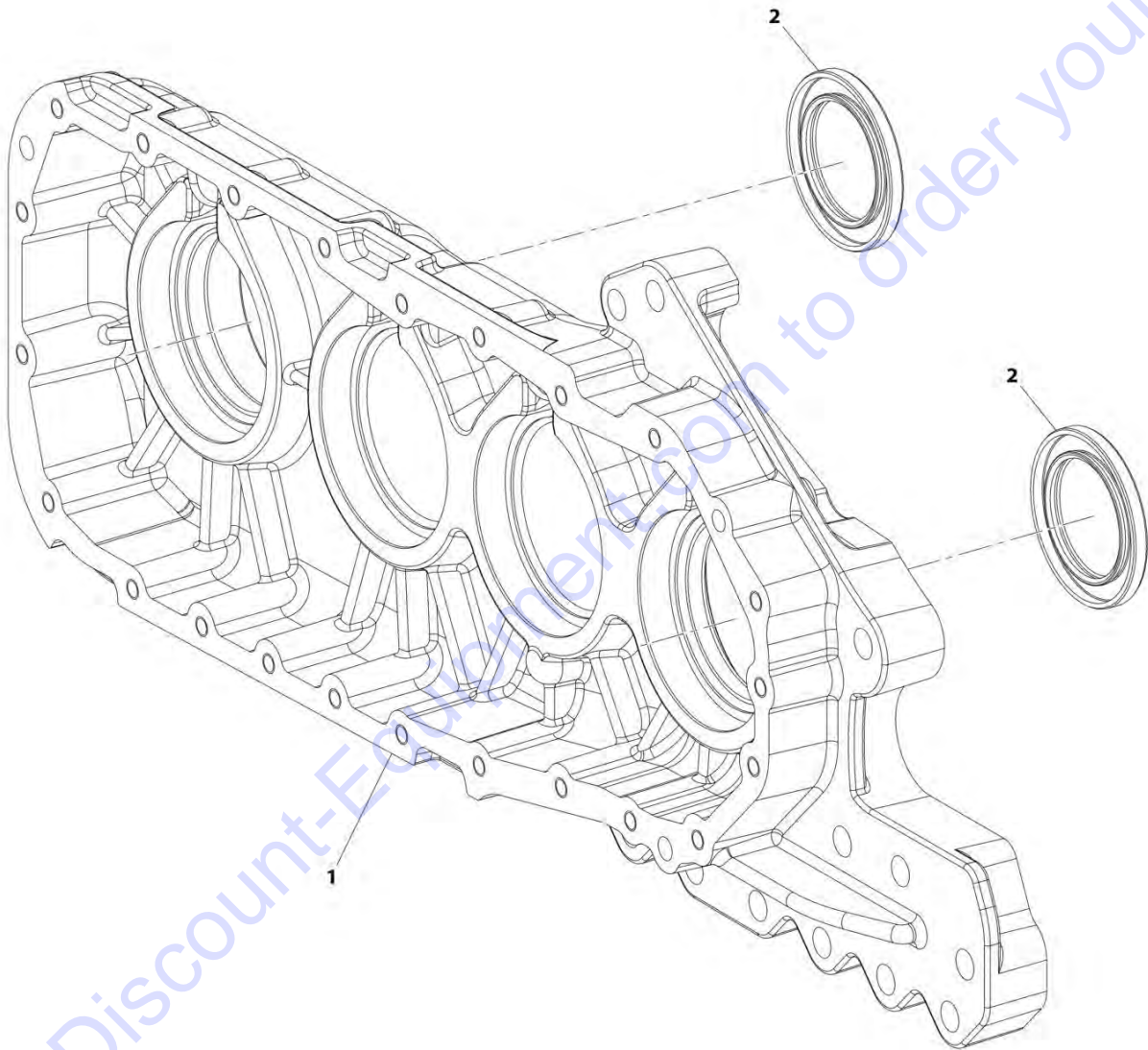
ART\_1001170171\_25-C

FIGURE 5-81. TRANSMISSION, TRANSFER BOX

ITEM	PART NUMBER	QTY	DESCRIPTION	REV
	70023502	1	Box Transfer (includes all items)	
1	N.S.S.	Ref	Housing 1, Transfer Box (See Separate Breakdown in this Section)	
2	N.S.S.	Ref	Housing 2, Transfer Box (See Separate Breakdown in this Section)	
3	N.S.S.	Ref	Input, Transfer Box (See Separate Breakdown in this Section)	
4	N.S.S.	Ref	Output 1, Transfer Box (See Separate Breakdown in this Section)	
5	N.S.S.	Ref	Output 2, Transfer Box (See Separate Breakdown in this Section)	

SECTION 5 - DRIVETRAIN

FIGURE 5-82. TRANSMISSION, TRANSFER BOX HOUSING 1



ART\_1001170171\_26-C

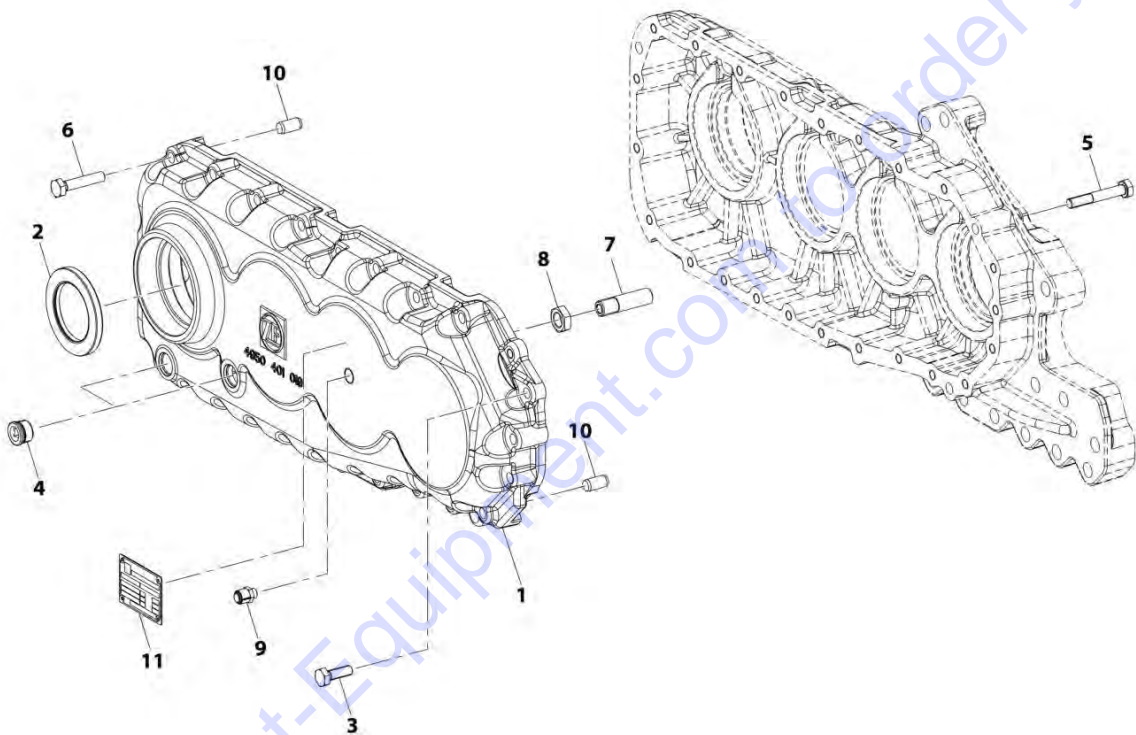
FIGURE 5-82. TRANSMISSION, TRANSFER BOX HOUSING 1

ITEM	PART NUMBER	QTY	DESCRIPTION	REV
1	70023474	1	Housing, Transfer Box	
2	70026536	2	Seal, Shaft	

Go to Discount-Equipment.com to order your parts

SECTION 5 - DRIVETRAIN

FIGURE 5-83. TRANSMISSION, TRANSFER BOX HOUSING 2



ART\_1001170171\_27-C

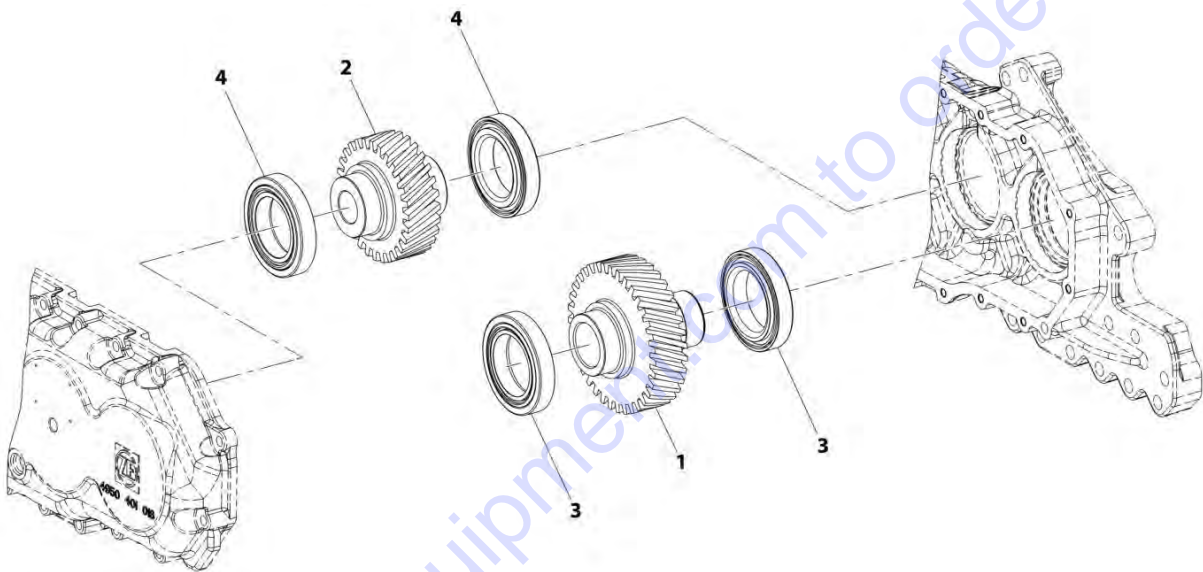
## SECTION 5 - DRIVETRAIN

**FIGURE 5-83. TRANSMISSION, TRANSFER BOX HOUSING 2**

ITEM	PART NUMBER	QTY	DESCRIPTION	REV
1	70023475	1	Housing	
2	70026536	1	Seal, Shaft	
3	70023800	1	Bolt, M10X30	
4	70023404	2	Plug	
5	70023476	1	Bolt, M10X65	
6	70023801	22	Bolt, M10X50	
7	7026577	1	Sleeve	
8	7026578	1	Nut, M16	
9	1319436	1	Breather	
10	1319571	2	Pin	
11	N.S.S.	1	Plate, Serial Number	

SECTION 5 - DRIVETRAIN

FIGURE 5-84. TRANSMISSION, TRANSFER BOX HOUSING INPUT



ART\_1001170171\_28-C

## SECTION 5 - DRIVETRAIN

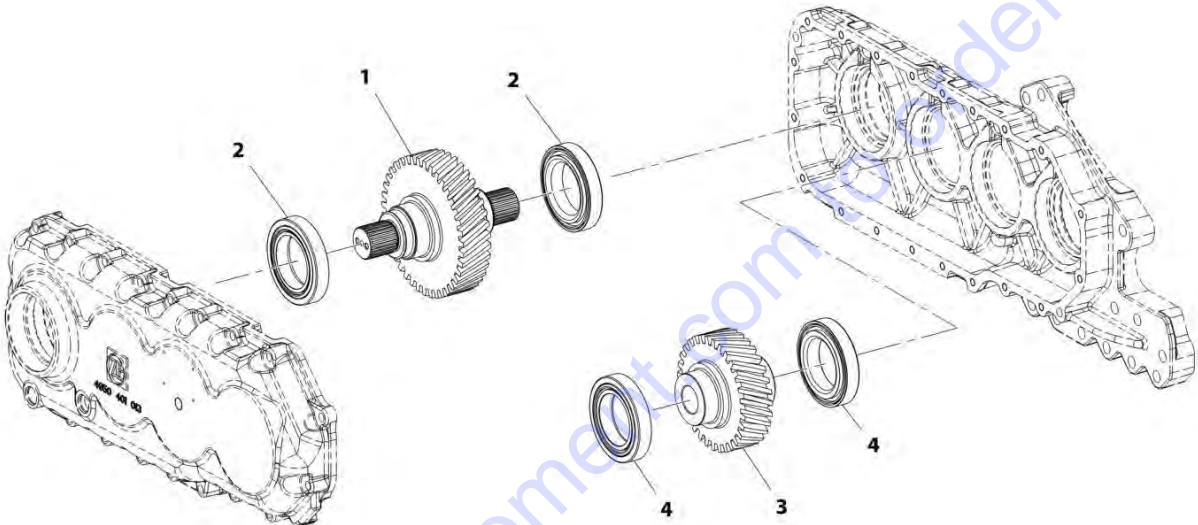
**FIGURE 5-84. TRANSMISSION, TRANSFER BOX HOUSING INPUT**

ITEM	PART NUMBER	QTY	DESCRIPTION	REV
1	7027269	1	Shaft	
2	7027270	1	Gear, Idler	
3	7026769	2	Bearing, Roller	
4	1320748	2	Cup, Tapered Roller	
4	1320754	2	Cone, Tapered Roller	



SECTION 5 - DRIVETRAIN

FIGURE 5-85. TRANSMISSION, TRANSFER BOX HOUSING OUTPUT 1



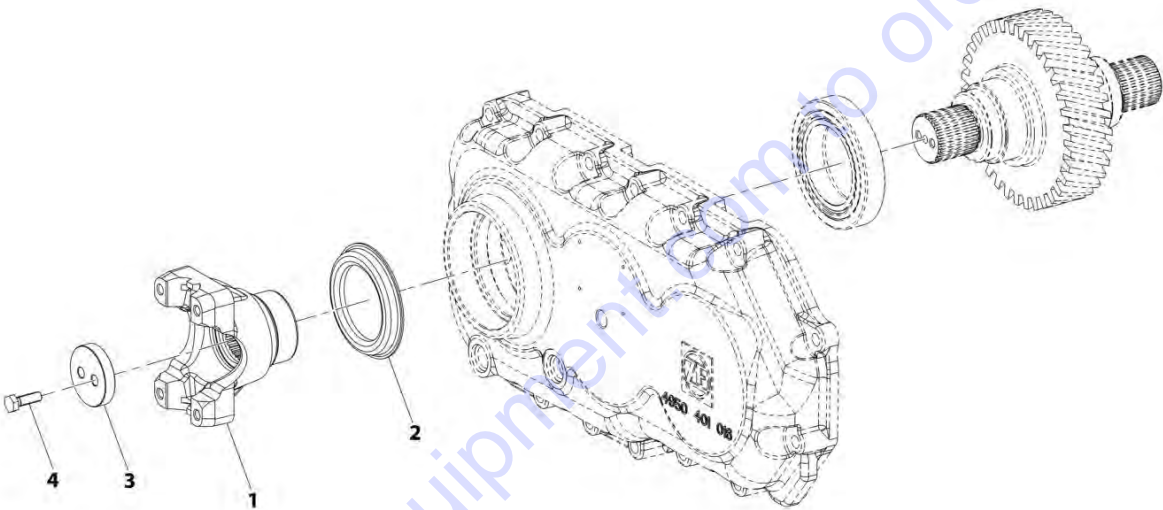
ART\_1001170171\_29-C

FIGURE 5-85. TRANSMISSION, TRANSFER BOX HOUSING OUTPUT 1

ITEM	PART NUMBER	QTY	DESCRIPTION	REV
1	7027271	1	Gear, Output	
2	7026769	2	Bearing, Roller	
3	7027272	1	Gear, Idler	
4	1320748	2	Cup, Tapered Roller	
4	1320754	2	Cone, Tapered Roller	

SECTION 5 - DRIVETRAIN

FIGURE 5-86. TRANSMISSION, TRANSFER BOX HOUSING OUTPUT 2



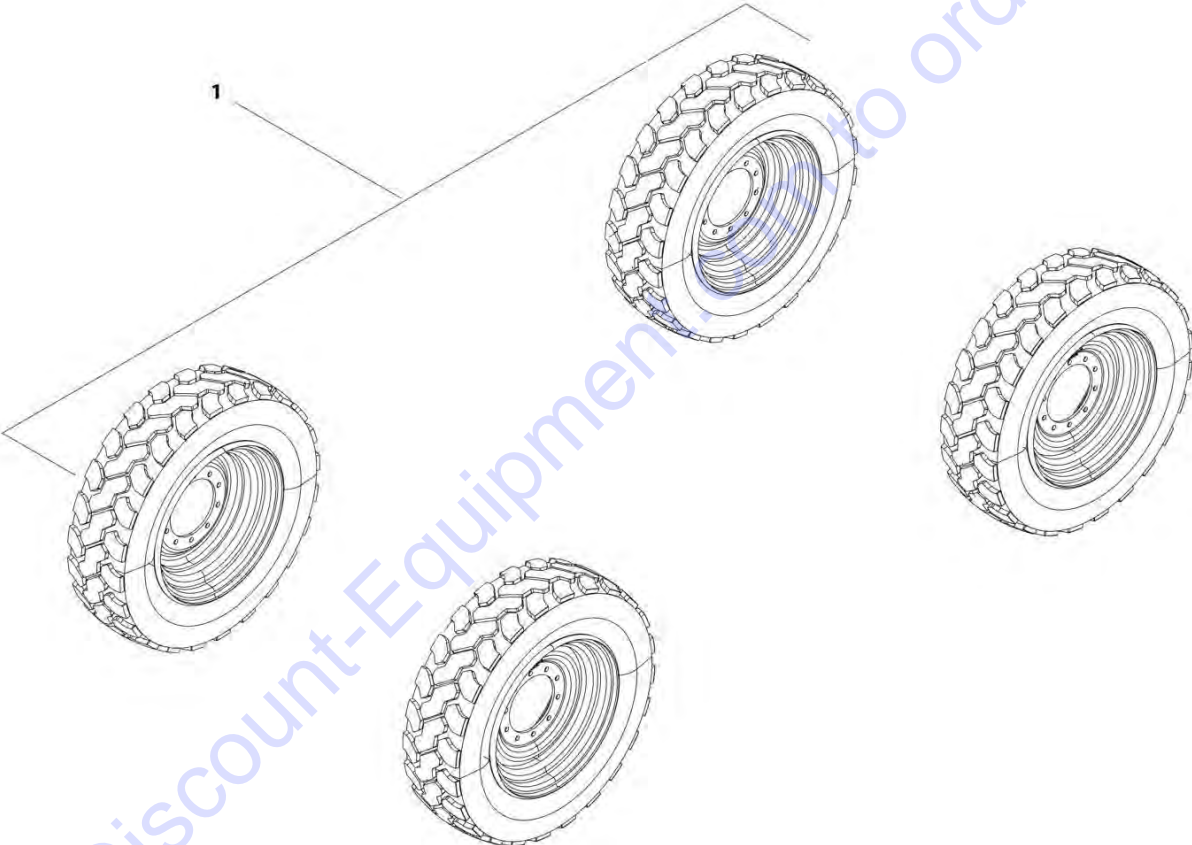
ART\_1001170171\_30-C

FIGURE 5-86. TRANSMISSION, TRANSFER BOX HOUSING OUTPUT 2

ITEM	PART NUMBER	QTY	DESCRIPTION	REV
1	7027273	2	Flange (one per side)	
2	1319647	2	Sheet, Screen (one per side)	
3	1319648	2	Washer, (one per side)	
4	10731959	4	Bolt, M8X25 (two per side)	

SECTION 5 - DRIVETRAIN

FIGURE 5-87. TIRE/WHEEL SET 370/75-28 - AIR



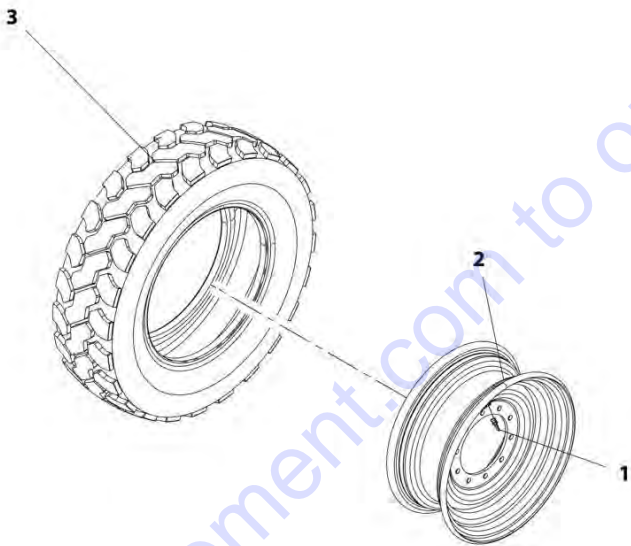
ART\_1001120963\_B

FIGURE 5-87. TIRE/WHEEL SET 370/75-28 - AIR

ITEM	PART NUMBER	QTY	DESCRIPTION	REV
1	1001120963	1	Tire/Wheel Set 370/75-28 - Air	B
	1001100323	4	Assembly, Tire/Wheel 370/75-28 - Air (See Separate Breakdown in Section)	

SECTION 5 - DRIVETRAIN

FIGURE 5-88. TIRE/WHEEL ASSEMBLY 370/75-28 - AIR



ART\_1001100323\_D

## SECTION 5 - DRIVETRAIN

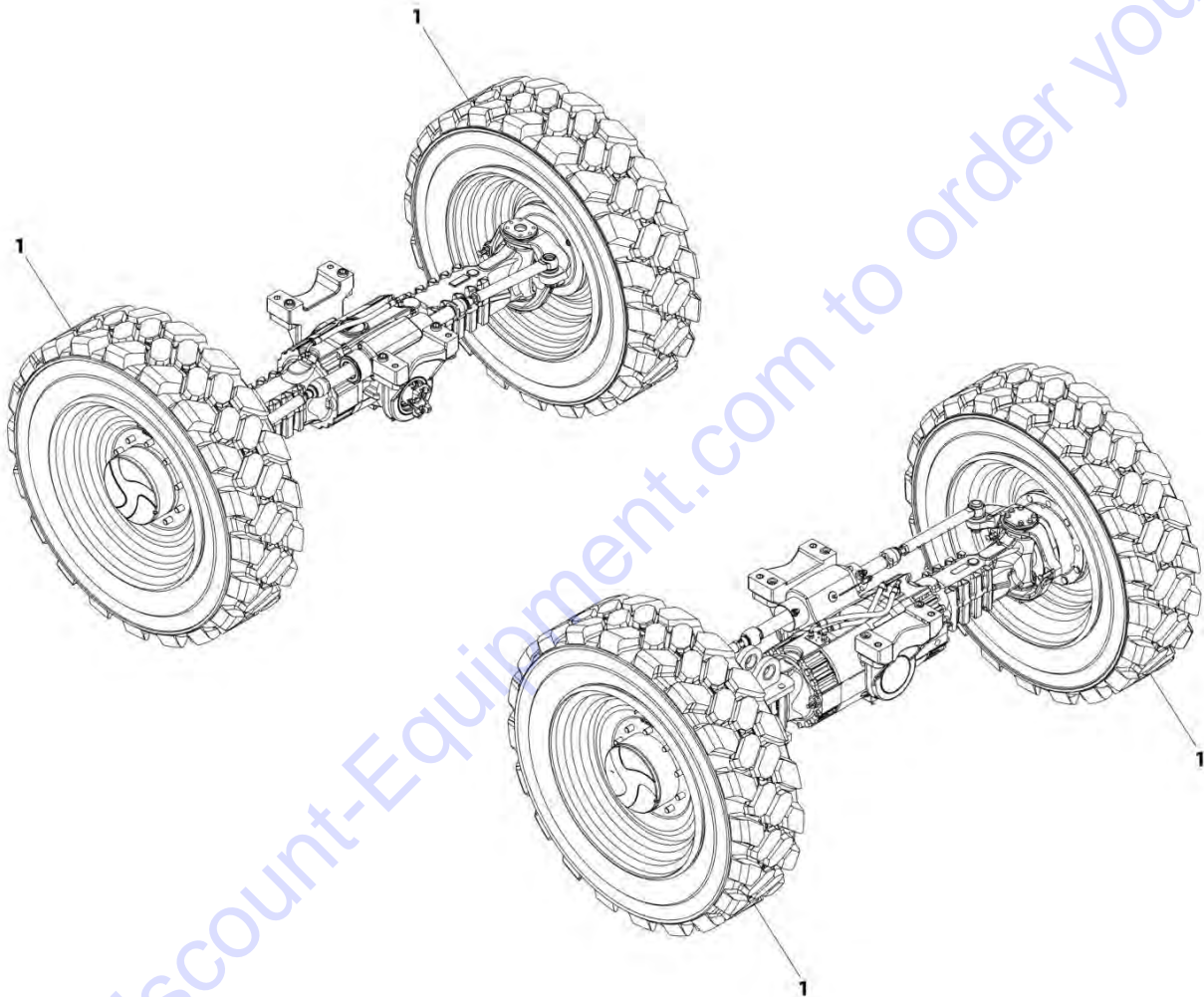
**FIGURE 5-88. TIRE/WHEEL ASSEMBLY 370/75-28 - AIR**

ITEM	PART NUMBER	QTY	DESCRIPTION	REV
	1001100323	Ref	Tire/Wheel Assembly 370/75-28 - Air	D
1	8786514	1	Valve, Stem	
2	1001099976	1	Wheel, 28X11w/.216 Offset	
3	1001100284	1	Tire, 370/75-28	



**SECTION 5 - DRIVETRAIN**

**FIGURE 5-89. TIRE/WHEEL SET 370/75-28 – NON MARKING – AIR**



ART\_1001241846-A

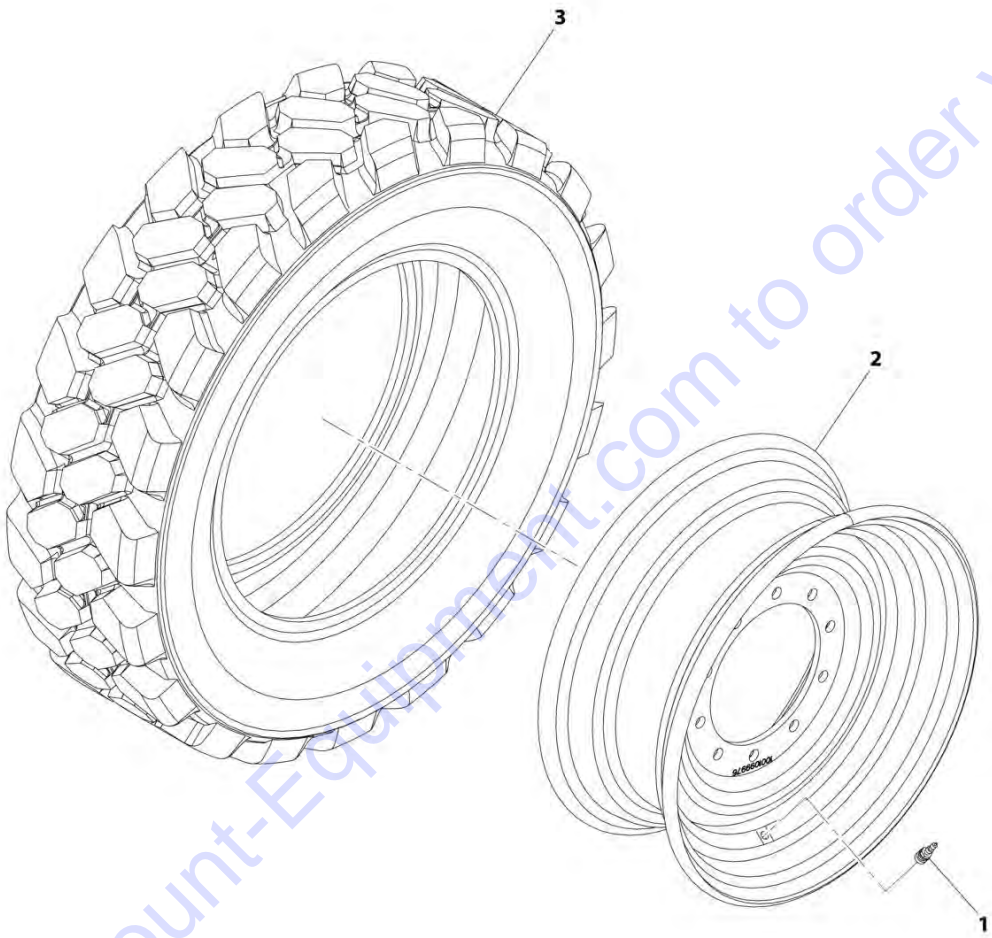
**FIGURE 5-89. TIRE/WHEEL SET 370/75-28 – NON MARKING – AIR**

ITEM	PART NUMBER	QTY	DESCRIPTION	REV
1	1001241846 1001241839	Ref 4	Tire Set, 370/75-28 - Pneumatic Non-Marking Assembly, Tire and Wheel (See Separate Breakdown in This Section)	A

Go to Discount-Equipment.com to order your parts

SECTION 5 - DRIVETRAIN

FIGURE 5-90. TIRE/WHEEL ASSEMBLY 370/75-28 NON-MARKING - AIR



ART\_1001241839-A

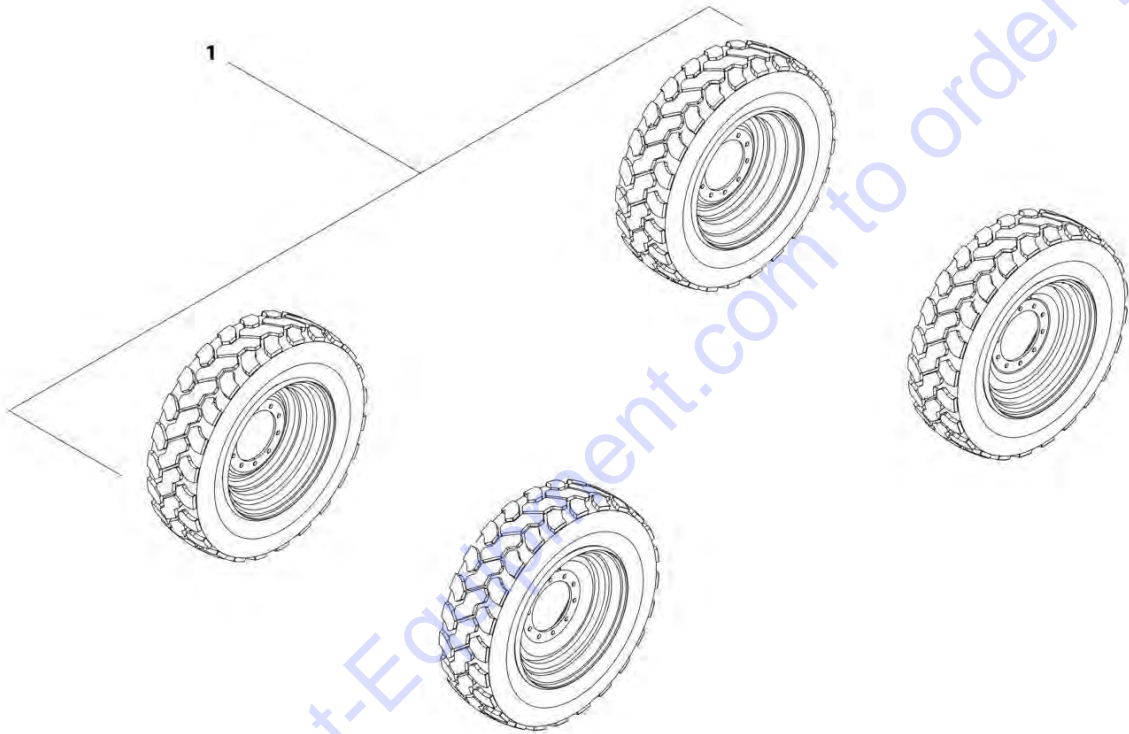
## SECTION 5 - DRIVETRAIN

**FIGURE 5-90. TIRE/WHEEL ASSEMBLY 370/75-28 NON-MARKING - AIR**

ITEM	PART NUMBER	QTY	DESCRIPTION	REV
	1001241839	Ref	Tire/Wheel Assembly, 370/75-28 - Pneumatic Non-Marking	A
1	8786514	1	Valve, Stem	
2	1001099976	1	Wheel, 28X11.00	
3	1001241838	1	Tire, 370/75-28 Non-Marking	

**SECTION 5 - DRIVETRAIN**

**FIGURE 5-91. TIRE/WHEEL SET 370/75-28 - FOAM**



ART\_1001121519\_B

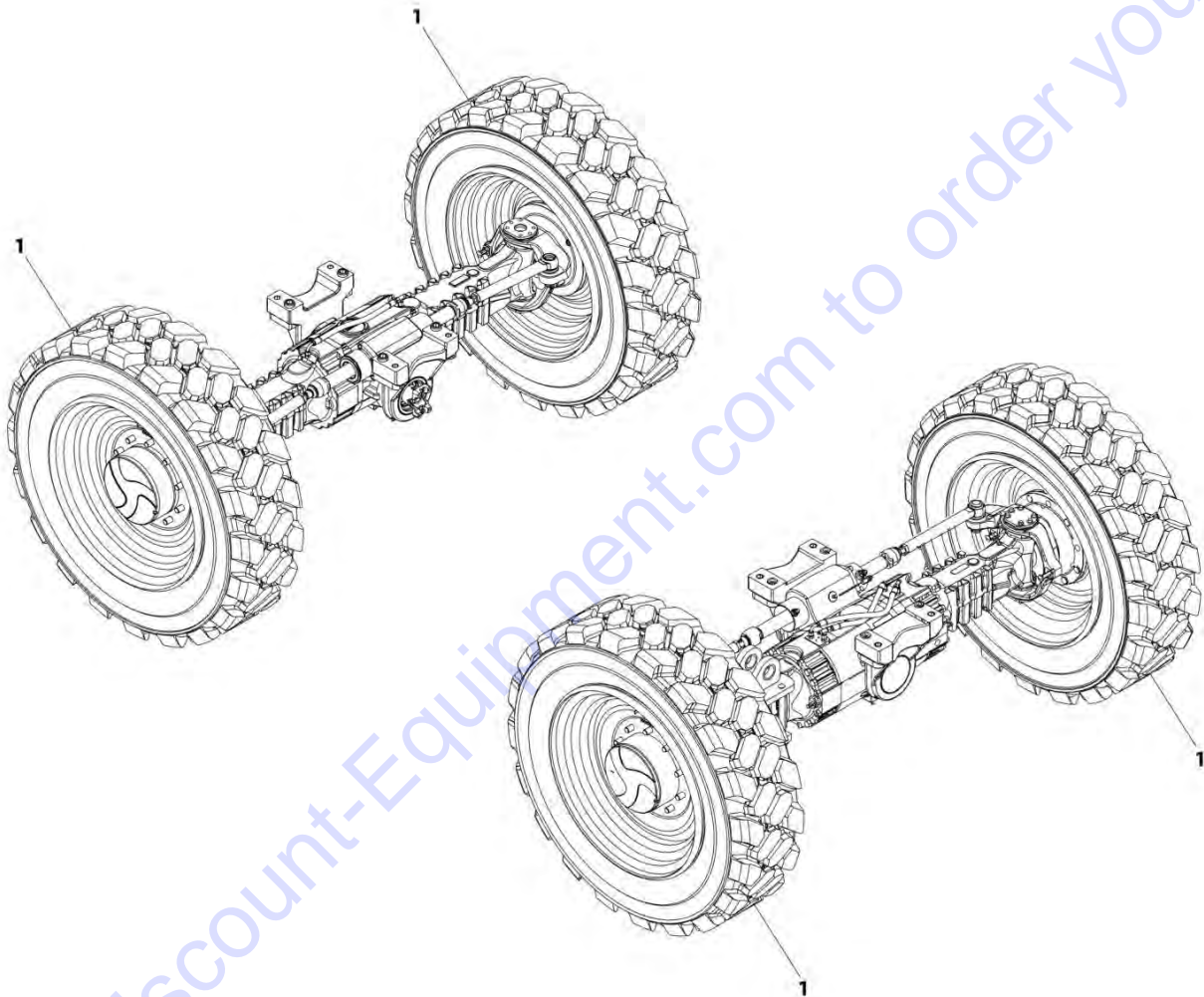
FIGURE 5-91. TIRE/WHEEL SET 370/75-28 - FOAM

ITEM	PART NUMBER	QTY	DESCRIPTION	REV
1	1001121519	1	Tire/Wheel Set 370/75-28 - Foam	B
	1001121101	4	Tire/Wheel 370/75-28 Foam	

Go to Discount-Equipment.com to order your parts

SECTION 5 - DRIVETRAIN

FIGURE 5-92. TIRE/WHEEL SET 370/75-28 NON-MARKING - FOAM



ART\_1001241847-A

FIGURE 5-92. TIRE/WHEEL SET 370/75-28 NON-MARKING - FOAM

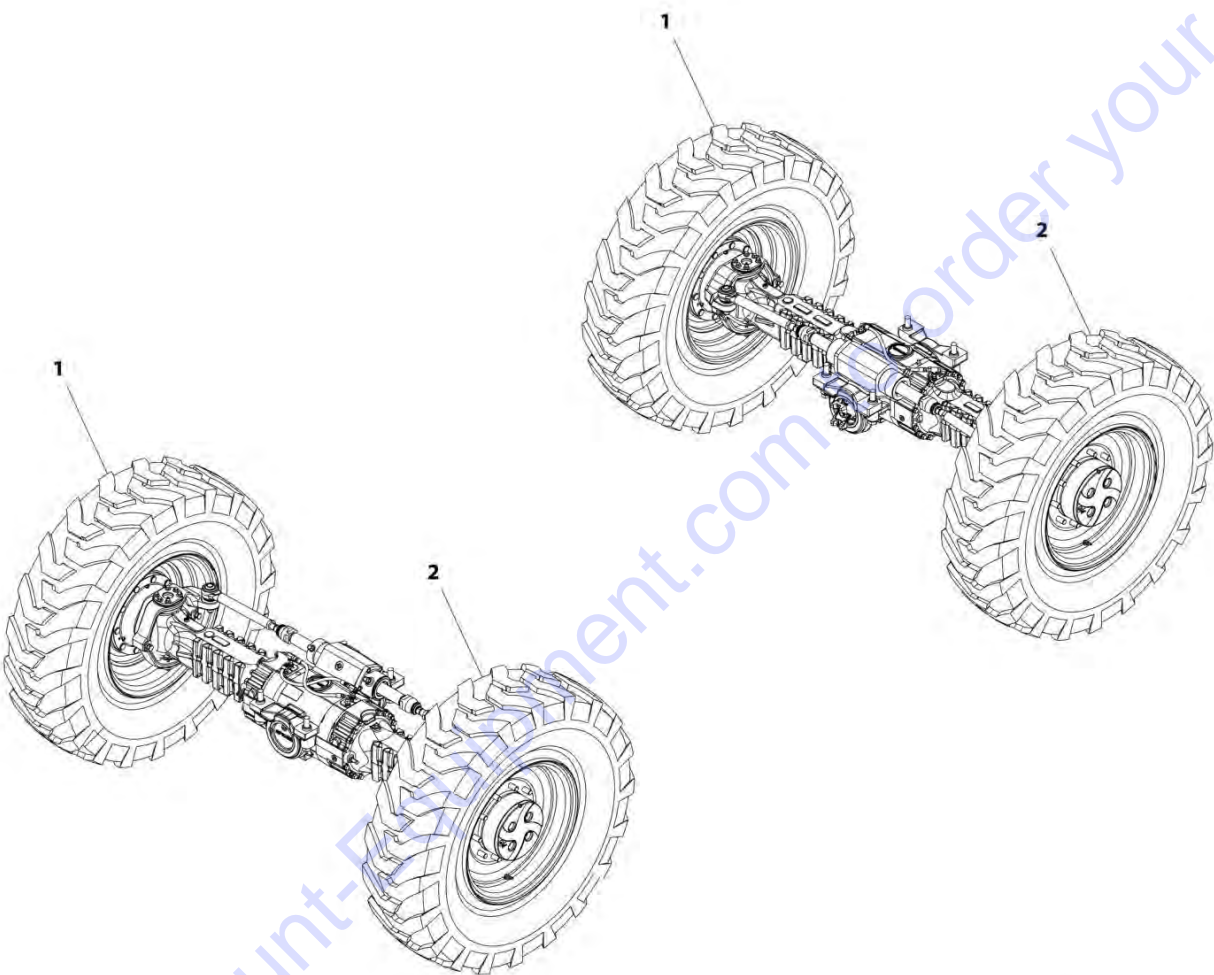
ITEM	PART NUMBER	QTY	DESCRIPTION	REV
1	1001241847	Ref	Tire/Wheel Set, 370/75-28 - Foam Non-Marking	A
	1001241840	4	Tire and Wheel, 370/75-28 - Foam Non-Marking	

Go to Discount-Equipment.com to order your parts



SECTION 5 - DRIVETRAIN

FIGURE 5-93. TIRE/WHEEL SET 14-24 16PR - AIR



ART\_1001198291-A

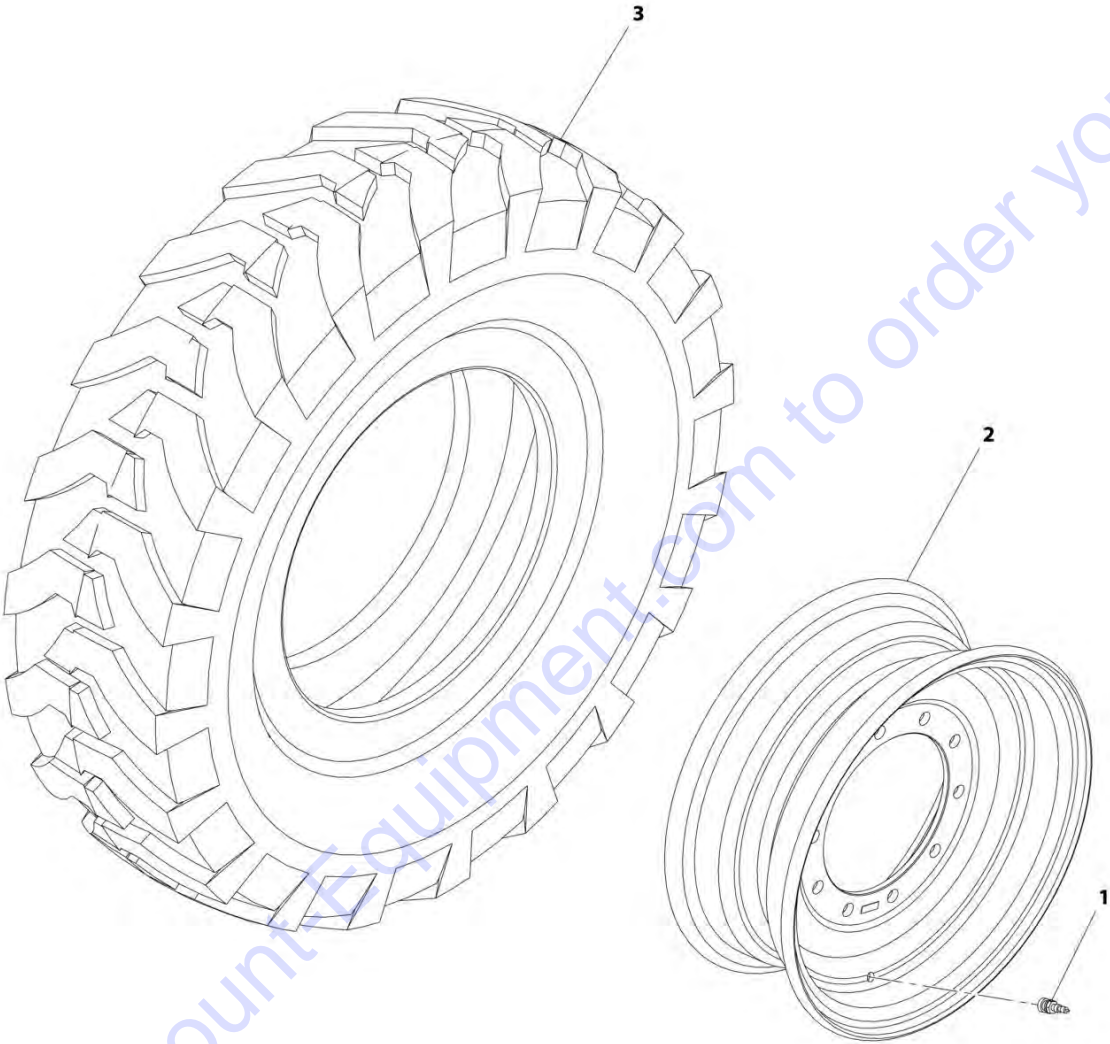
## SECTION 5 - DRIVETRAIN

**FIGURE 5-93. TIRE/WHEEL SET 14-24 16PR - AIR**

ITEM	PART NUMBER	QTY	DESCRIPTION	REV
1	1001198291	1	Tire/Wheel Set 14-24 16PR - Air	A
	1001197715	2	Assembly, Tire/Wheel Right 14-24 16PR - Air (See TIRE/WHEEL RIGHT ASSEMBLY 14-24 16PR - AIR for Breakdown)	
2	1001197716	2	Assembly, Tire/Wheel Left 14-24 16PR - Air (See TIRE/WHEEL LEFT ASSEMBLY 14-24 16PR - AIR for Breakdown)	

SECTION 5 - DRIVETRAIN

FIGURE 5-94. TIRE/WHEEL RIGHT ASSEMBLY 14-24 16PR - AIR



ART\_1001197715-B

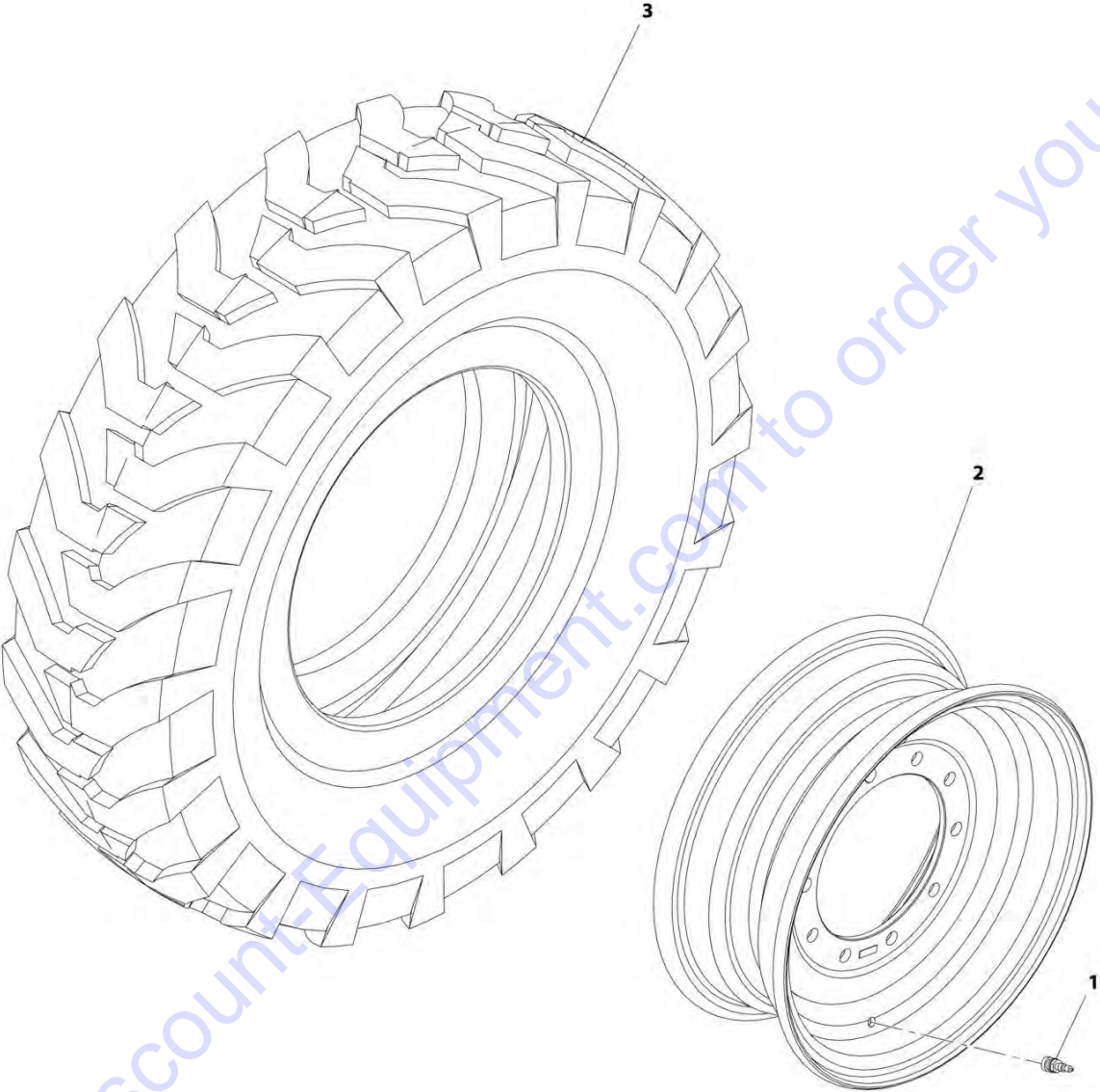
## SECTION 5 - DRIVETRAIN

**FIGURE 5-94. TIRE/WHEEL RIGHT ASSEMBLY 14-24 16PR - AIR**

ITEM	PART NUMBER	QTY	DESCRIPTION	REV
	1001197715	Ref	Tire/Wheel Right Assembly 14-24 16PR - Air	B
1	8786514	1	Valve, Stem	
2	91473206	1	Wheel, 24x9.00 GR	
3	1001197709	1	Tire, 14.00x24 TG 16 PLY BIAS G2	

SECTION 5 - DRIVETRAIN

FIGURE 5-95. TIRE/WHEEL LEFT ASSEMBLY 14-24 16PR - AIR



ART\_1001197716-B

## SECTION 5 - DRIVETRAIN

**FIGURE 5-95. TIRE/WHEEL LEFT ASSEMBLY 14-24 16PR - AIR**

ITEM	PART NUMBER	QTY	DESCRIPTION	REV
	1001197716	Ref	Tire/Wheel Left Assembly 14-24 16PR - Air	B
1	8786514	1	Valve, Stem	
2	91473206	1	Wheel, 24x9.00 GR	
3	1001197709	1	Tire, 14.00x24 TG 16 PLY BIAS G2	

# PARTS FINDER

**Search Website  
by Part Number**

**Discount  
Equipment**



**Search Manual  
Library For Parts  
Manual & Lookup Part  
Numbers – Purchase  
or Request Quote**

**Search Manuals**

Please select the manual type you are looking for and click on the manual type you want.

\* Find:

\* Serial:

\* Model:

Serial:

Part Number:

Part Name:

Part Description:

Part Category:

Part Manufacturer:

Part Year:

Part Location:

Part Status:

Part Price:

Part Availability:

Part Lead Time:

Part Notes:

**Can't Find Part or  
Manual? Request Help  
by Manufacturer,  
Model & Description**

**Parts Order Form**

Please fill out the form below and click on the "Request Help" button.

Manufacturer:

Model:

Description:

Part Number:

Part Name:

Part Description:

Part Category:

Part Manufacturer:

Part Year:

Part Location:

Part Status:

Part Price:

Part Availability:

Part Lead Time:

Part Notes:

Discount-Equipment.com is your online resource for quality parts & equipment.

Florida: **561-964-4949** Outside Florida TOLL FREE: **877-690-3101**

**Need parts?**

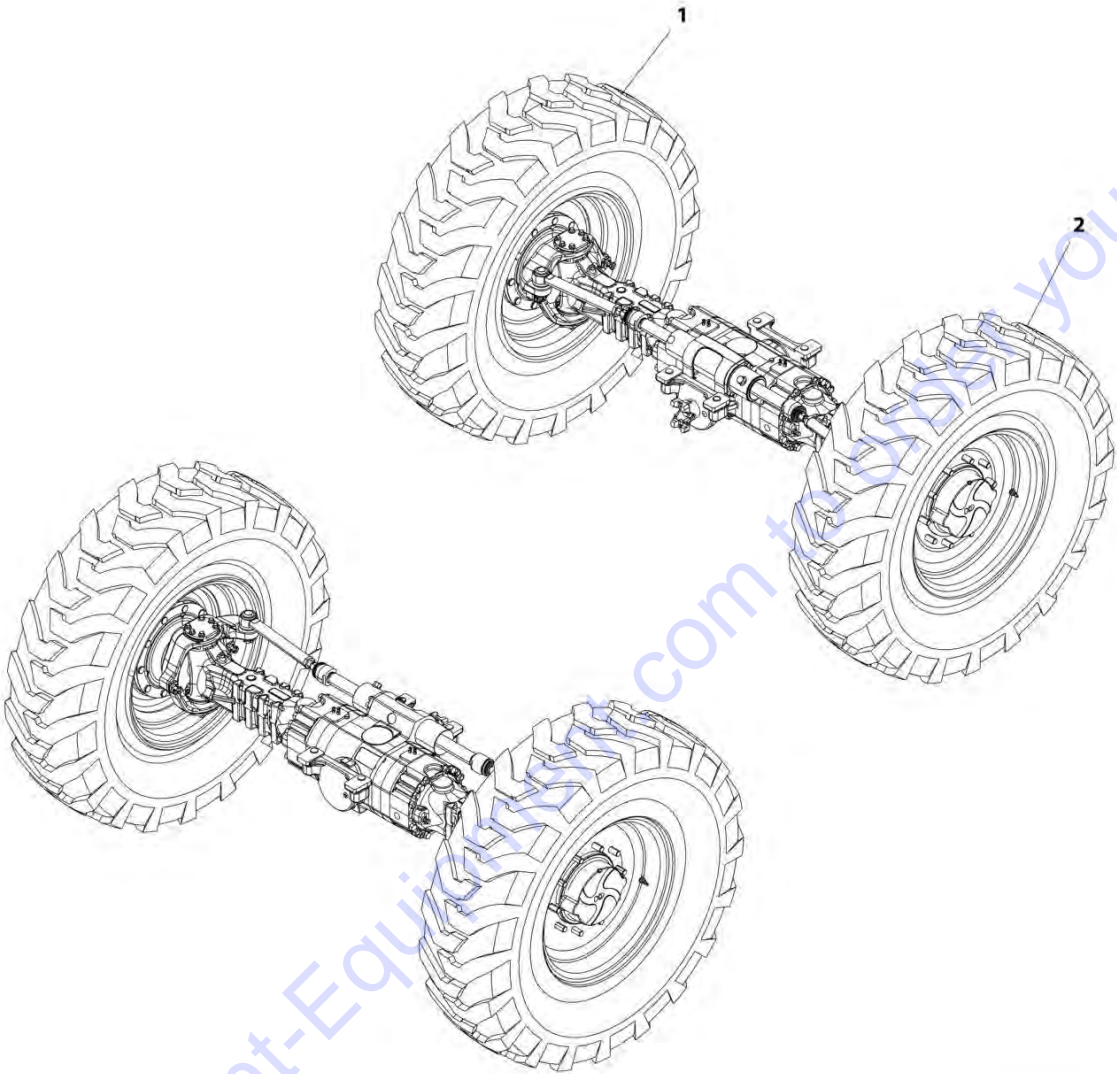
Click on this link: <http://www.discount-equipment.com/category/5443-parts/> and choose one of the options to help get the right parts and equipment you are looking for. Please have the machine model and serial number available in order to help us get you the correct parts. If you don't find the part on the website or on one of the online manuals, please fill out the request form and one of our experienced staff members will get back to you with a quote for the right part that your machine needs.

We sell worldwide for the brands: Genie, Terex, JLG, MultiQuip, Mikasa, Essick, Whiteman, Mayco, Toro Stone, Diamond Products, Generac Magnum, Airman, Haulotte, Barreto, Power Blanket, Nifty Lift, Atlas Copco, Chicago Pneumatic, Allmand, Miller Curber, Skyjack, Lull, Skytrak, Tsurumi, Husquvarna Target, Stow, Wacker, Sakai, Mi-T-M, Sullair, Basic, Dynapac, MBW, Weber, Bartell, Bennar Newman, Haulotte, Ditch Runner, Menegotti, Morrison, Contec, Buddy, Crown, Edco, Wyco, Bomag, Laymor, EZ Trench, Bil-Jax, F.S. Curtis, Gehl Pavers, Heli, Honda, ICS/PowerGrit, IHI, Partner, Imer, Clipper, MMD, Koshin, Rice, CH&E, General Equipment, Amida, Coleman, NAC, Gradall, Square Shooter, Kent, Stanley, Tamco, Toku, Hatz, Kohler, Robin, Wisconsin, Northrock, Oztec, Toker TK, Rol-Air, APT, Wylie, Ingersoll Rand / Doosan, Innovatech, Con X, Ammann, Mecalac, Makinex, Smith Surface Prep, Small Line, Wanco, Yanmar



SECTION 5 - DRIVETRAIN

FIGURE 5-96. TIRE/WHEEL SET 14-24 12PR - FOAM



ART\_4520482-C

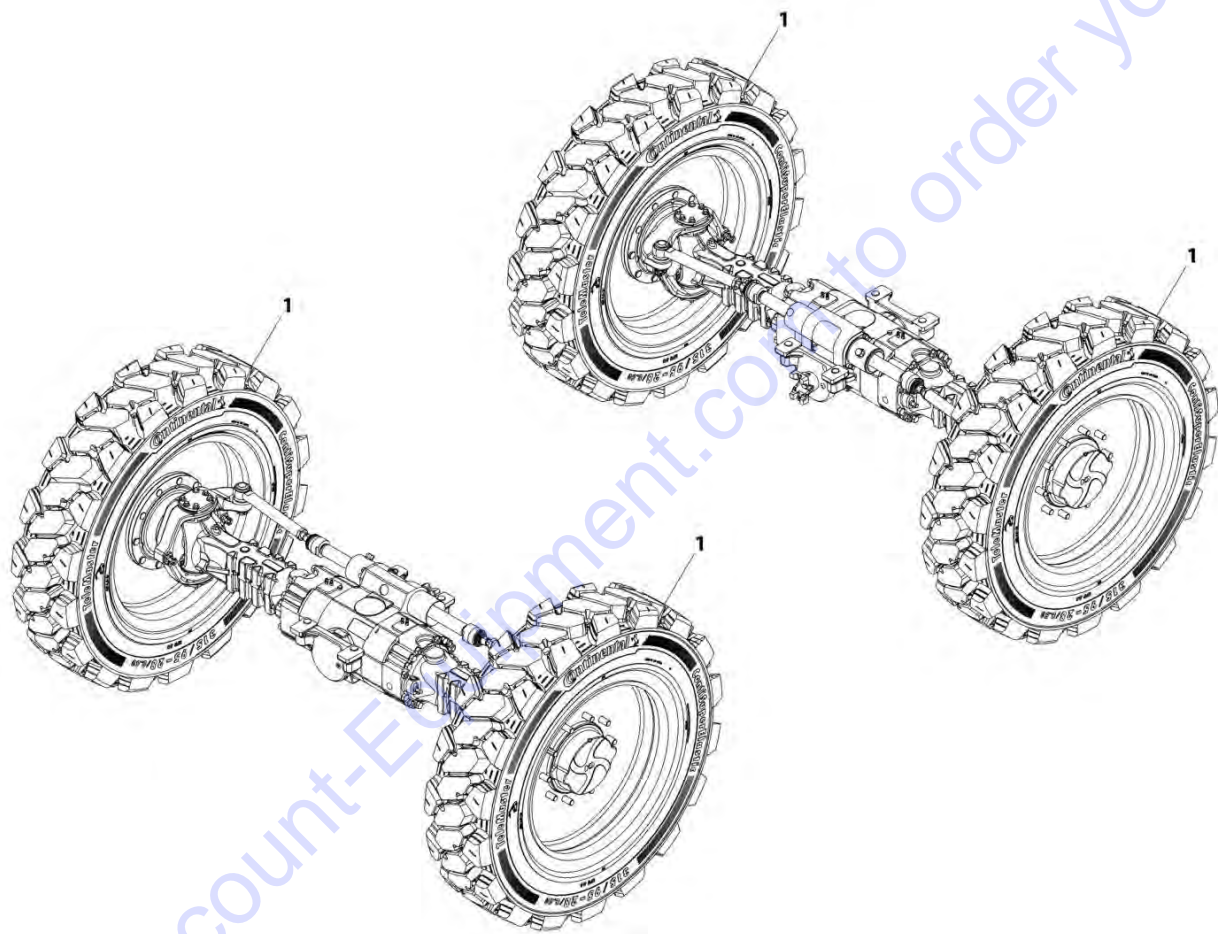


FIGURE 5-96. TIRE/WHEEL SET 14-24 12PR - FOAM

ITEM	PART NUMBER	QTY	DESCRIPTION	REV
	4520482	1	Tire/Wheel Set 14-24 12PR - Foam	C
1	91355037	2	Tire/Wheel Right 14-24 G-2 - Foam	
2	91355038	2	Tire/Wheel Left 14-24 G-2 - Foam	

SECTION 5 - DRIVETRAIN

FIGURE 5-97. TIRE/WHEEL SET 315/95-28 - SOLID



ART\_1001221503-A

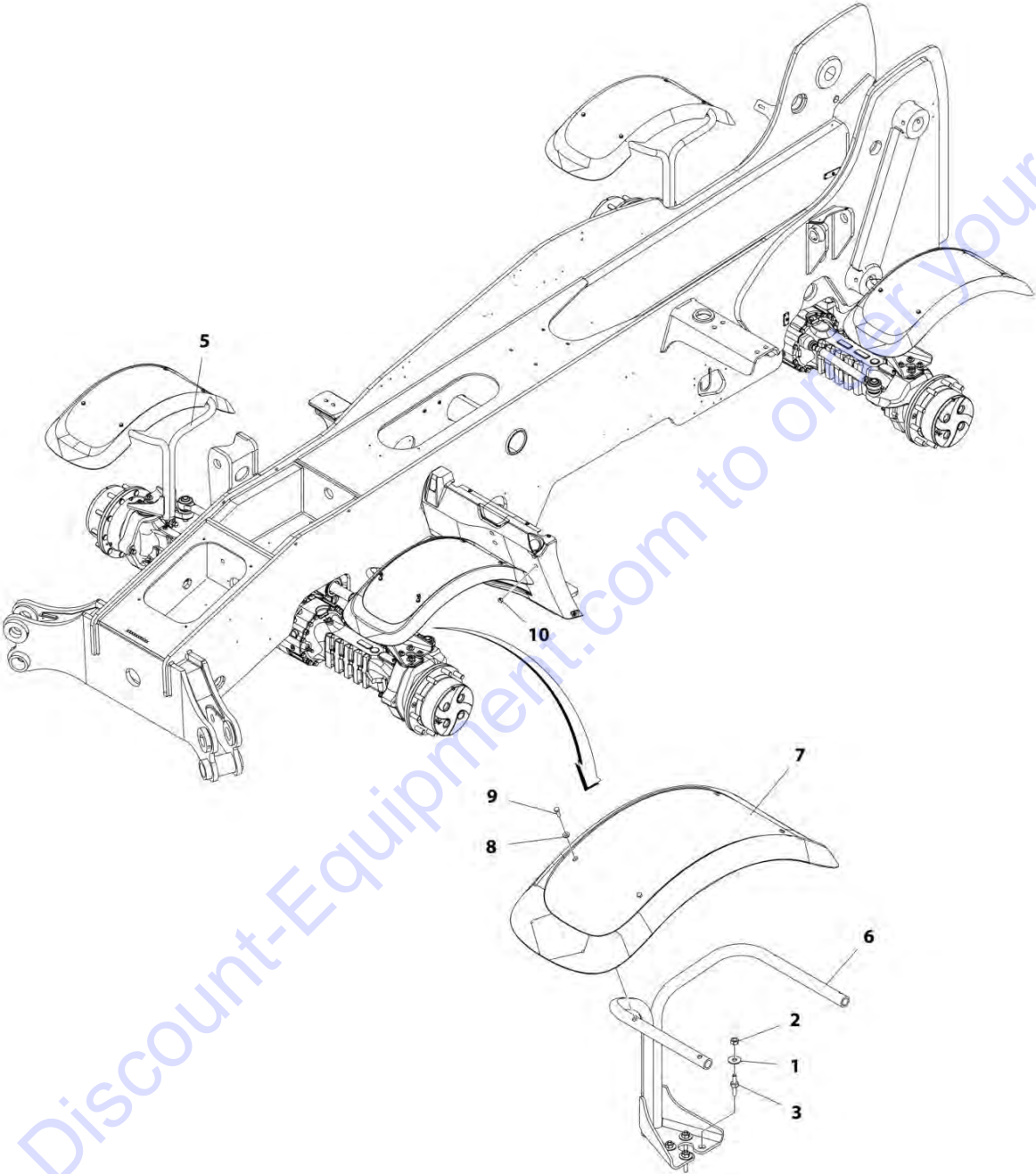
FIGURE 5-97. TIRE/WHEEL SET 315/95-28 - SOLID

ITEM	PART NUMBER	QTY	DESCRIPTION	REV
1	1001221503	1	Tire/Wheel Set 315/95-28 - Solid	A
	1001213199J	4	Tire/Wheel Solid 315/95-28/8.50 - 8M Offset	

Go to Discount-Equipment.com to order your parts

SECTION 5 - DRIVETRAIN

FIGURE 5-98. FENDER INSTALLATION



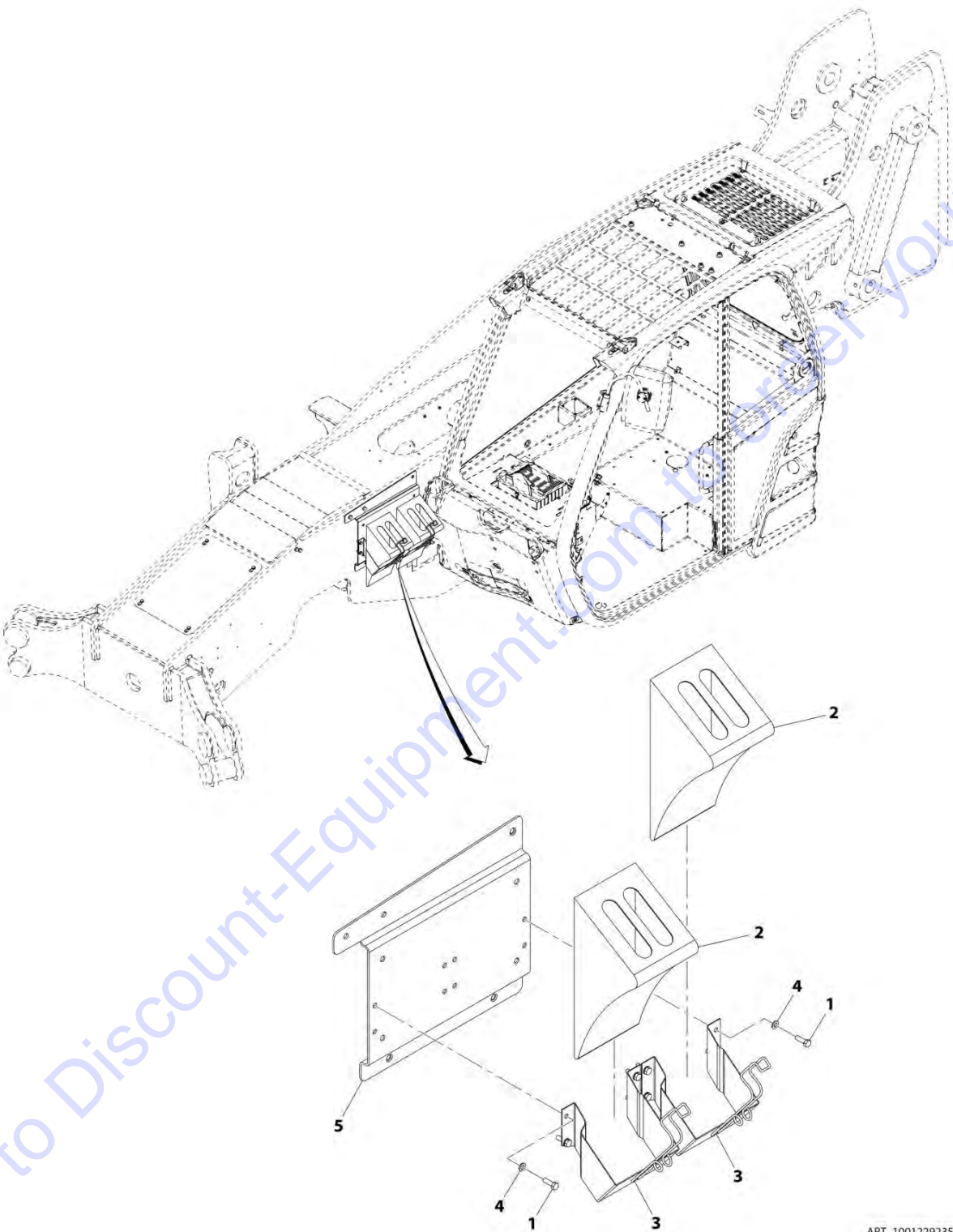
ART\_1001171242-E

FIGURE 5-98. FENDER INSTALLATION

ITEM	PART NUMBER	QTY	DESCRIPTION	REV
	1001171242	1	Fender Installation	E
1	4812102	16	Washer, M12	
2	91513266	16	Nut, M12X1.25	
3	91514118	16	Stud, Fender	
5	1001202513	2	RH Bracket	
6	1001202512	2	LH Bracket	
7	1001168264	4	Fender	
8	1001202786	16	Washer	
9	0760812	16	Screw, M8X25	
10	1001208338	4	Plug	

SECTION 5 - DRIVETRAIN

FIGURE 5-99. WHEEL CHOCK INSTALLATION



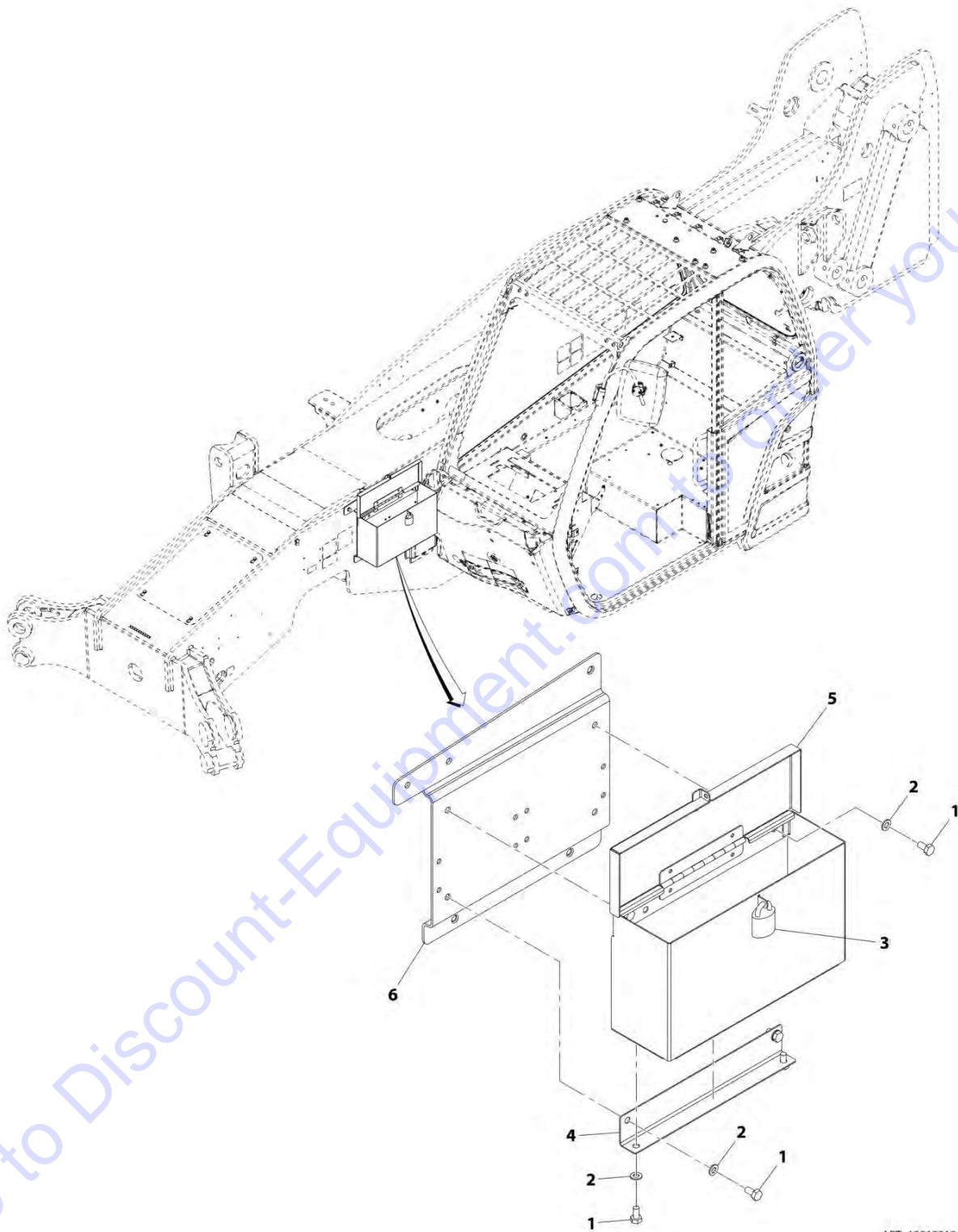
ART\_1001229235-A

FIGURE 5-99. WHEEL CHOCK INSTALLATION

ITEM	PART NUMBER	QTY	DESCRIPTION	REV
	1001229235	Ref	Wheel Chock Installation (If equipped)	A
1	0700812	8	Screw, 8X25 LG	
2	806253	2	Wedge	
3	806264	2	Holder	
4	4811900	8	Washer, 8mm	
5	1001230713J	1	Bracket	

SECTION 5 - DRIVETRAIN

FIGURE 5-100. TOOLBOX INSTALLATION



ART\_1001231244-A



FIGURE 5-100. TOOLBOX INSTALLATION

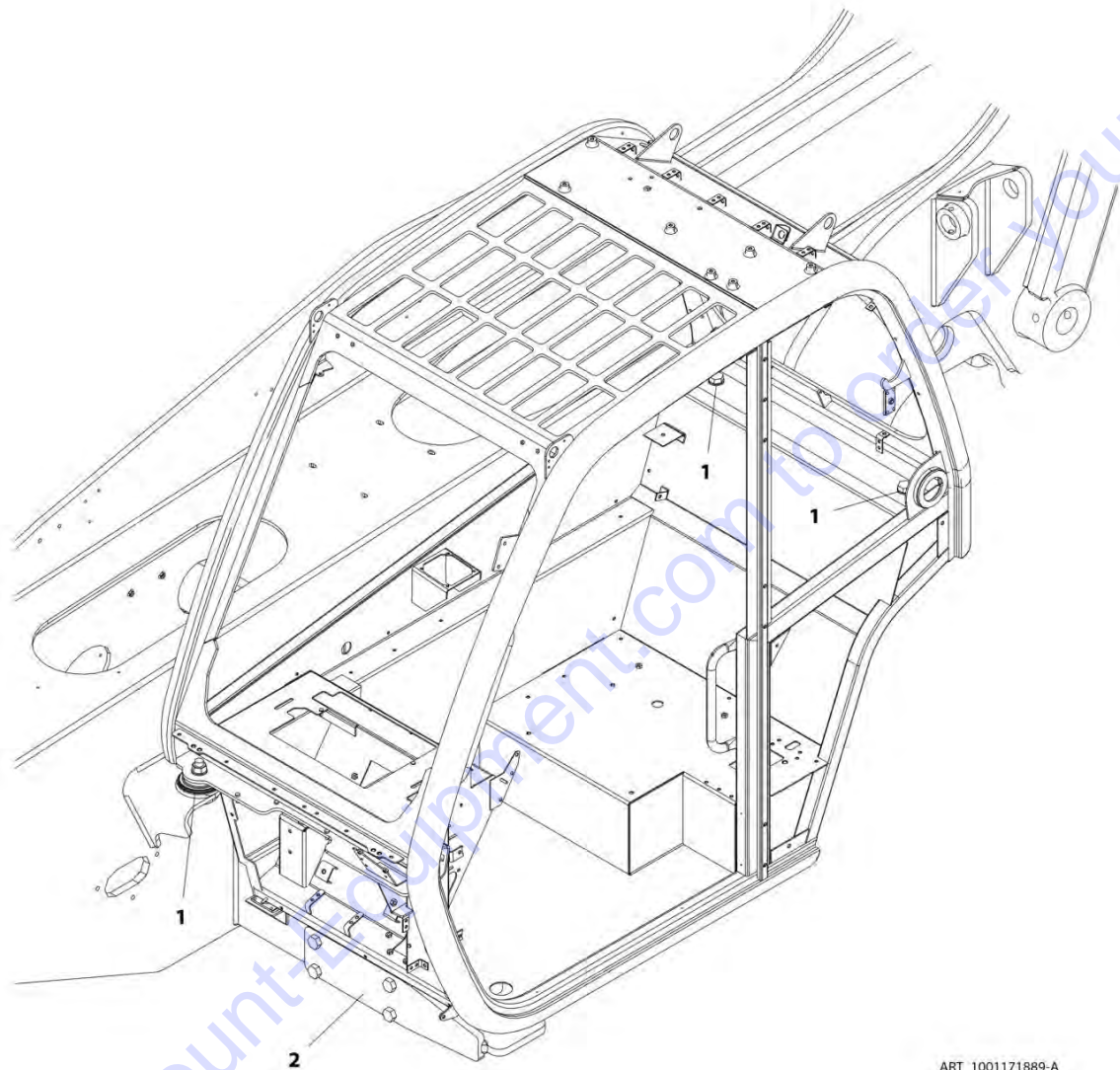
ITEM	PART NUMBER	QTY	DESCRIPTION	REV
	1001231244	Ref	ToolBox Installation (If equipped)	A
1	0761010	6	Bolt, M10X20	
2	4812000	6	Washer, M10	
3	1001008687	1	Padlock	
4	1001178729	1	Bracket	
5	1001192836	1	Box	
6	1001230713J	1	Bracket	



**SECTION 6 - CAB**

SECTION 6 - CAB

FIGURE 6-1. CAB MOUNTING



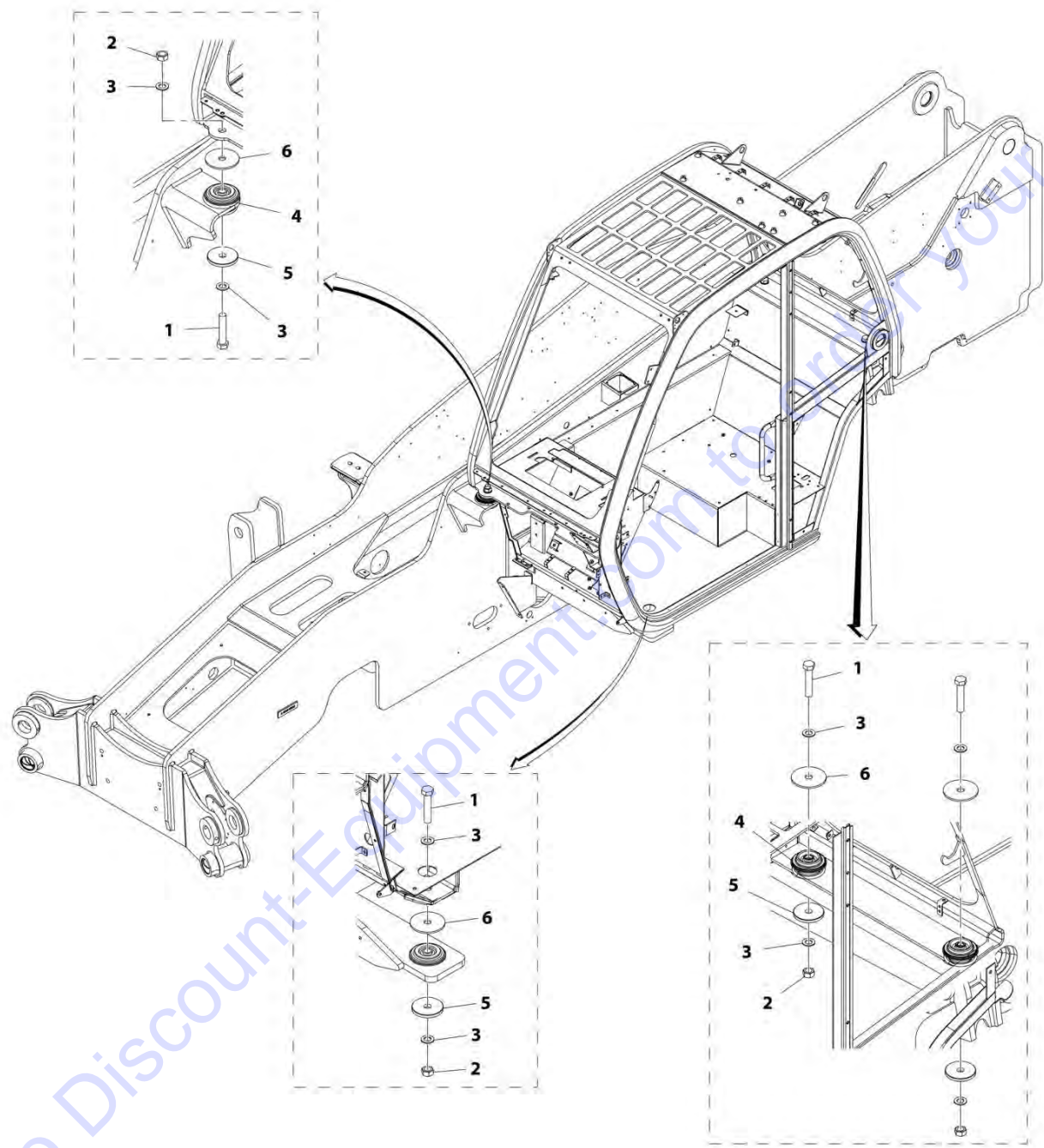
ART\_1001171889-A

FIGURE 6-1. CAB MOUNTING

ITEM	PART NUMBER	QTY	DESCRIPTION	REV
	1001171889	1	Cab Mounting	A
1	1001155446	1	Installation, Cab Mounts (See Separate Breakdown in this Section)	
2	1001171890	1	Installation, Front Cab Outrigger (See Separate Breakdown in this Section)	

SECTION 6 - CAB

FIGURE 6-2. CAB MOUNTS INSTALLATION



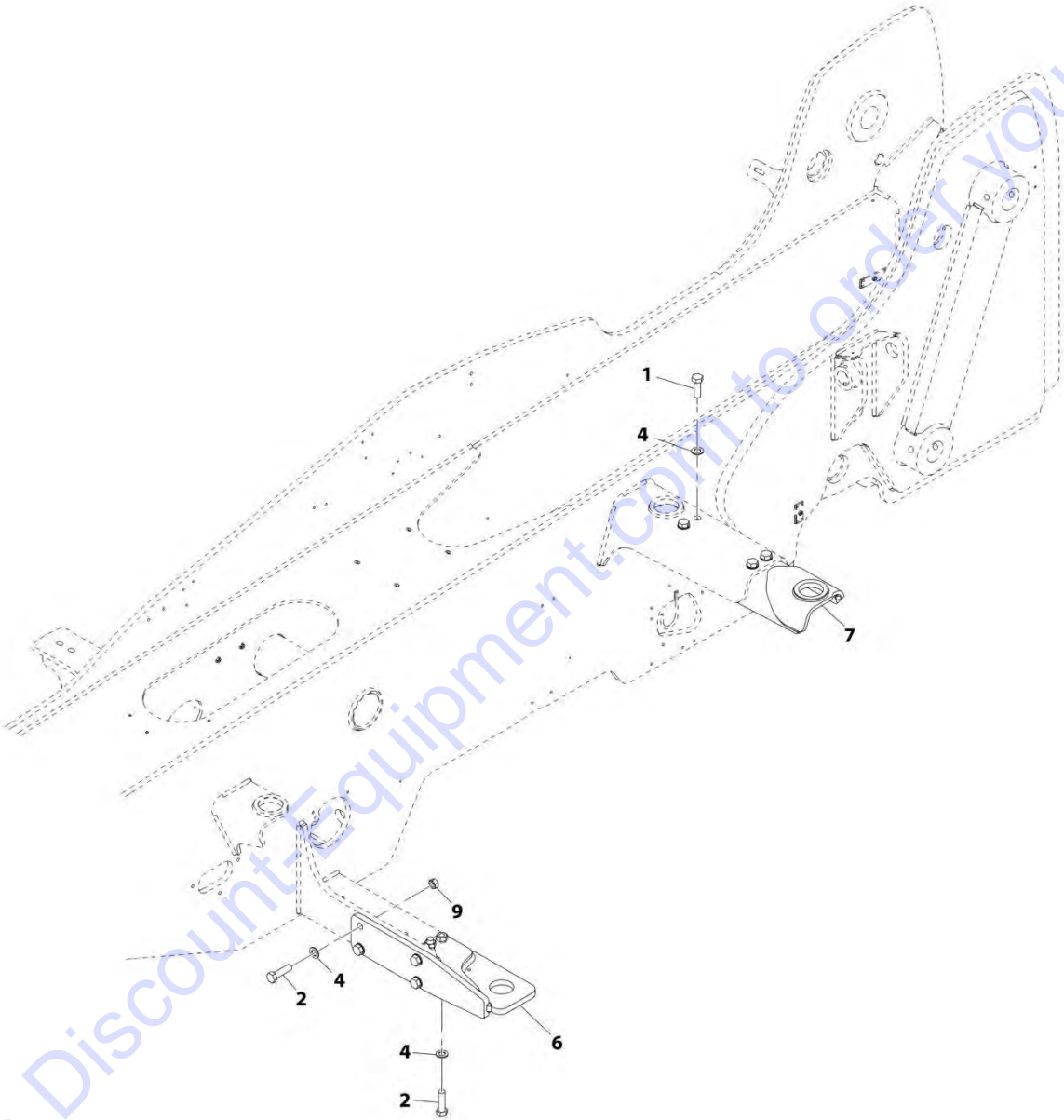
ART\_1001155446-E

FIGURE 6-2. CAB MOUNTS INSTALLATION

ITEM	PART NUMBER	QTY	DESCRIPTION	REV
	1001155446	Ref	Cab Mounts Installation	E
1	0712027	4	Bolt, M20X100	
2	3332011	4	Nut, M20X2.5	
3	4812500	8	Washer, M20	
4	1001166754	4	Mount, Cab Isolation	
5	1001166755	4	Washer, Cab Rebound	
6	1001220540	4	Washer, Cab Mount	

SECTION 6 - CAB

FIGURE 6-3. FRONT CAB OUTRIGGER INSTALLATION



ART\_1001171890-E

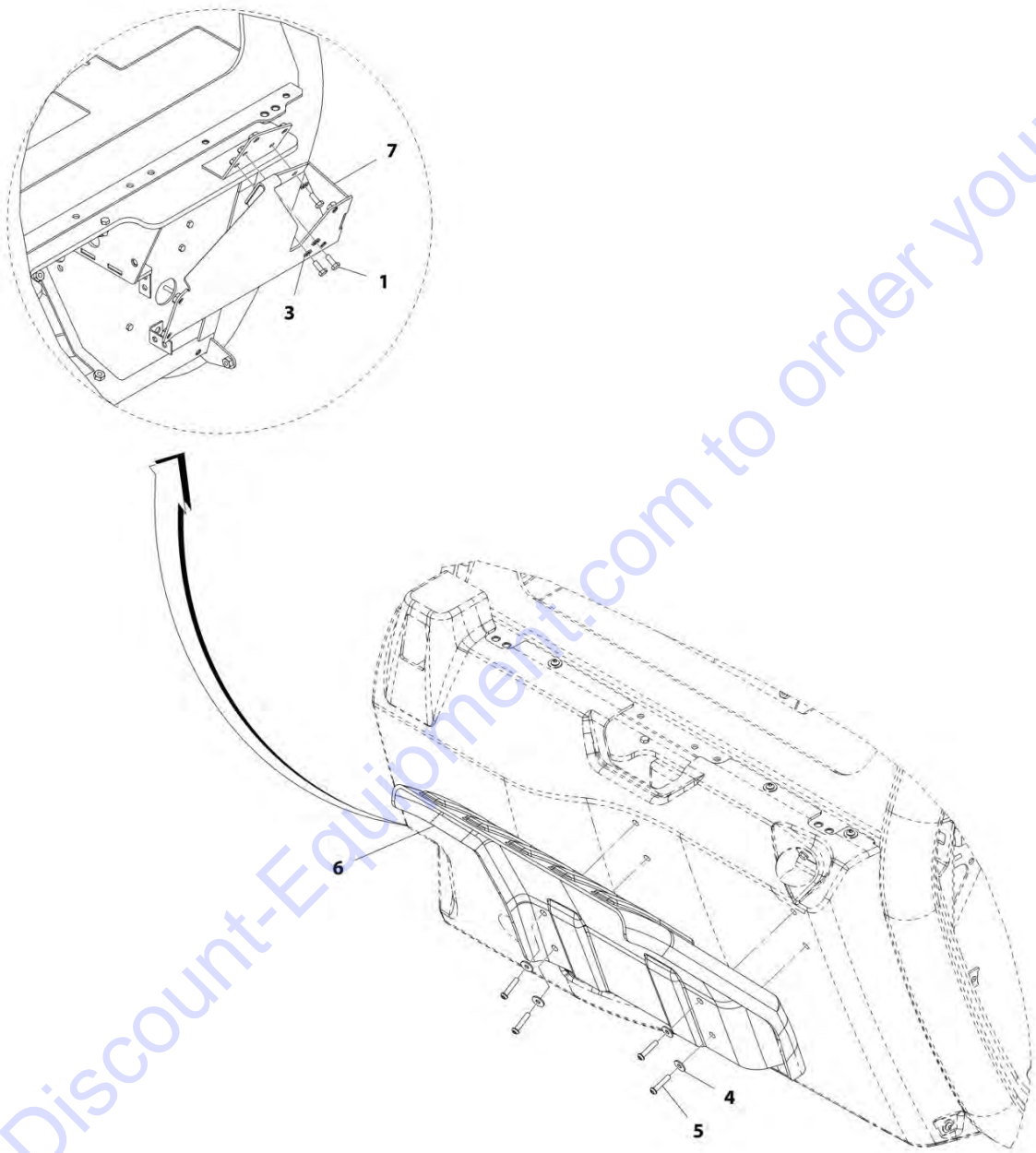


FIGURE 6-3. FRONT CAB OUTRIGGER INSTALLATION

ITEM	PART NUMBER	QTY	DESCRIPTION	REV
	1001171890	Ref	Front Cab Outrigger Installation	E
1	0712020	4	Bolt, M20X60	
2	0712022	6	Bolt, M20X70	
4	4812500	10	Washer, M20	
6	1001171898	NLA	Bracket, Front Lower Cab, (no longer available, use 1001208106 for replacement)	
6	1001208106	1	Bracket, Front Lower Cab	
7	1001171903	NLA	Bracket, Rear Cab Mount, (no longer available, use 1001210782 for replacement)	
7	1001210782	1	Bracket, Rear Cab Mount	
9	3292001	4	Hex Nut, M20X2.5	

SECTION 6 - CAB

FIGURE 6-4. CAB FENDER INSTALLATION



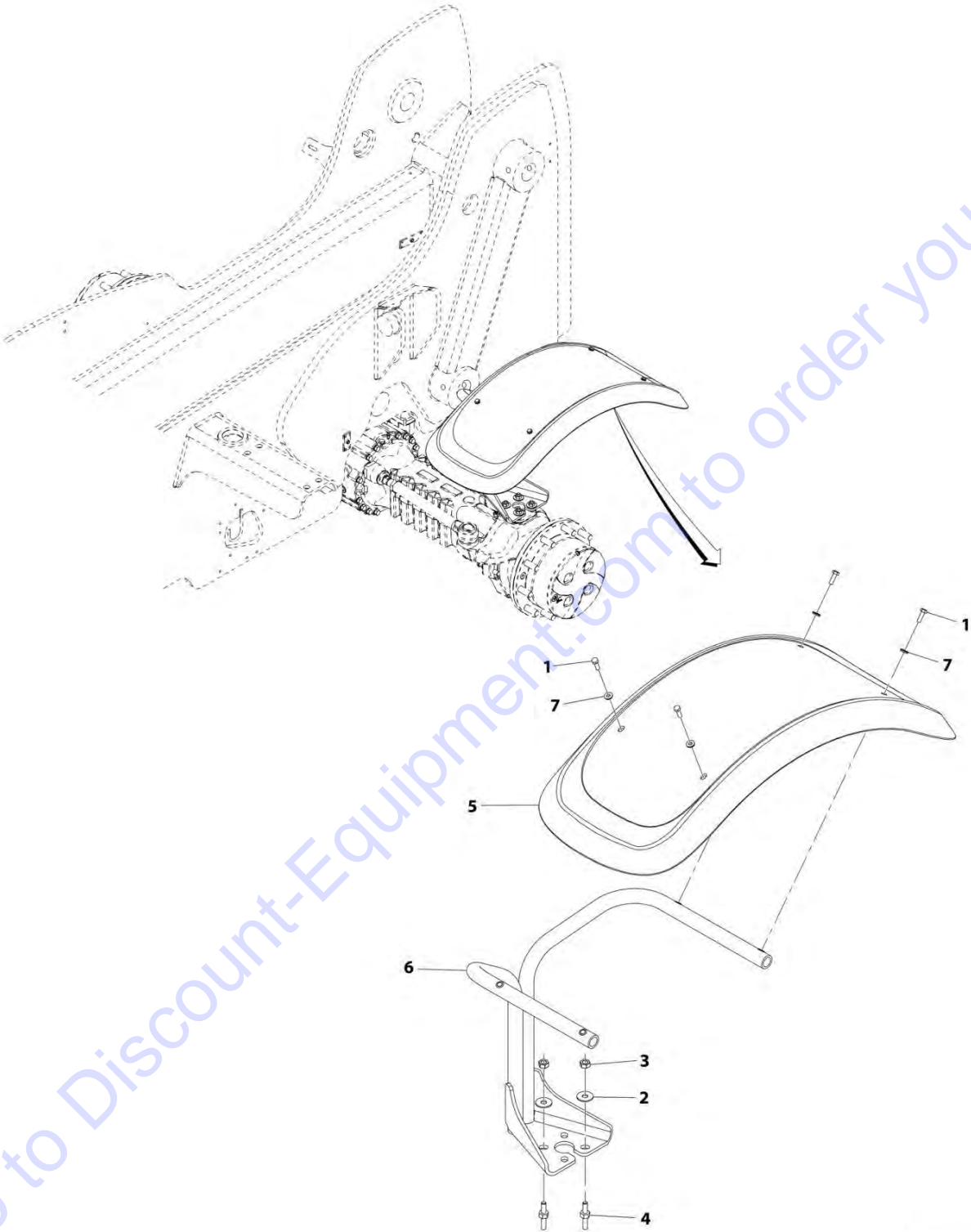
ART\_1001195972-C

FIGURE 6-4. CAB FENDER INSTALLATION

ITEM	PART NUMBER	QTY	DESCRIPTION	REV
	1001195972	1	Cab Fender Installation	C
1	0760608	3	Bolt, M6X16	
3	4811700	3	Washer, M6	
4	4811702	4	Washer, M6	
5	1001097202	4	Screw, M6X30	
6	1001187335	1	Fender, Front	
7	1001188048	1	Plate	

SECTION 6 - CAB

FIGURE 6-5. CAB FENDER INSTALLATION REAR (LH)



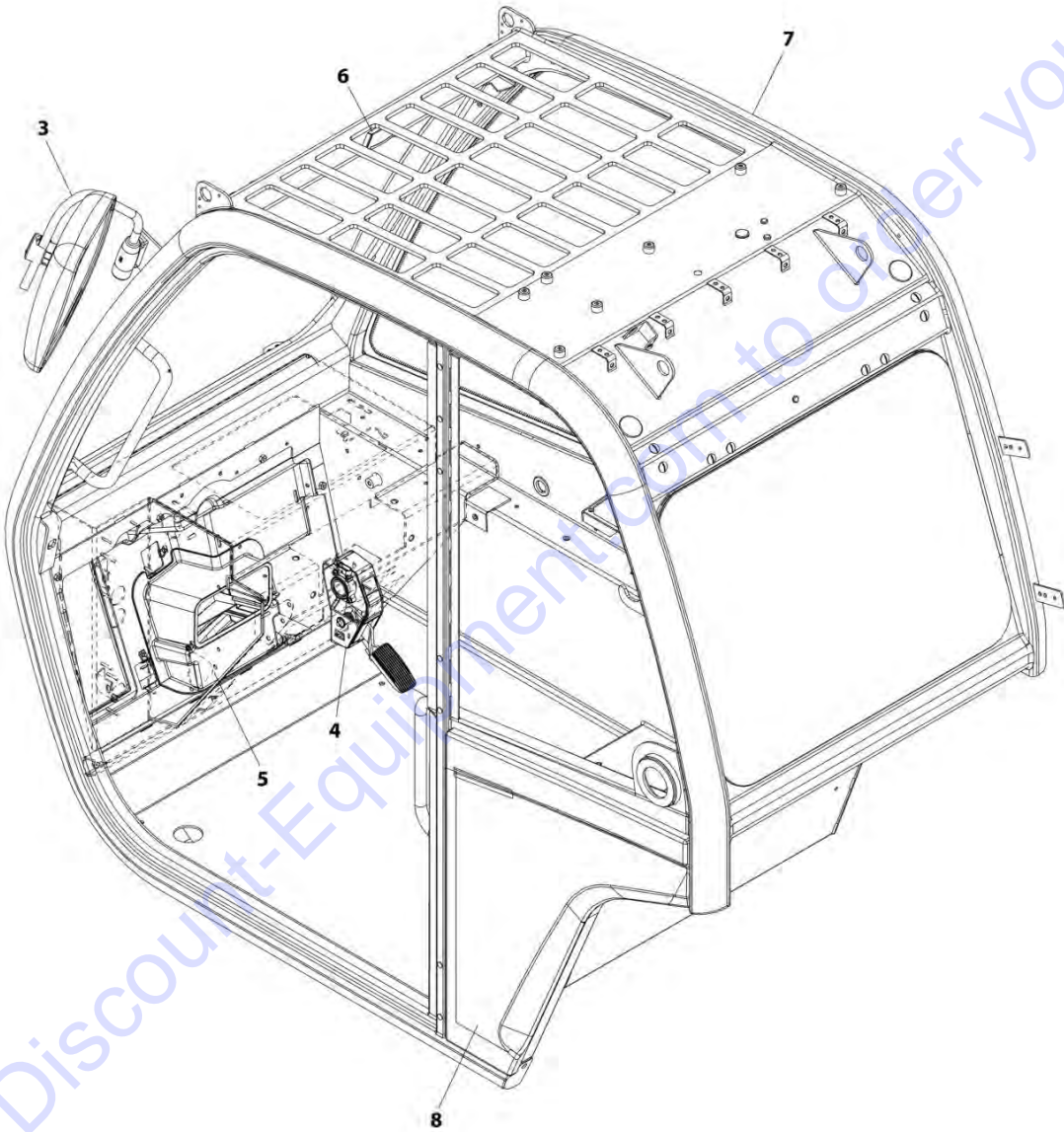
ART\_1001236542-A

FIGURE 6-5. CAB FENDER INSTALLATION REAR (LH)

ITEM	PART NUMBER	QTY	DESCRIPTION	REV
	1001236542	Ref	Cab Fender Installation Rear (LH)	A
1	0760812	4	Bolt, M8X25	
2	4812102	4	Washer, M12	
3	91513266	4	Nut, M12X1.25	
4	91514118	4	Stud	
5	1001168264	1	Fender	
6	1001202512	1	Bracket	
7	1001202786	4	Washer	

SECTION 6 - CAB

FIGURE 6-6. OROPS CAB INSTALLATION



ART\_1001154984-G

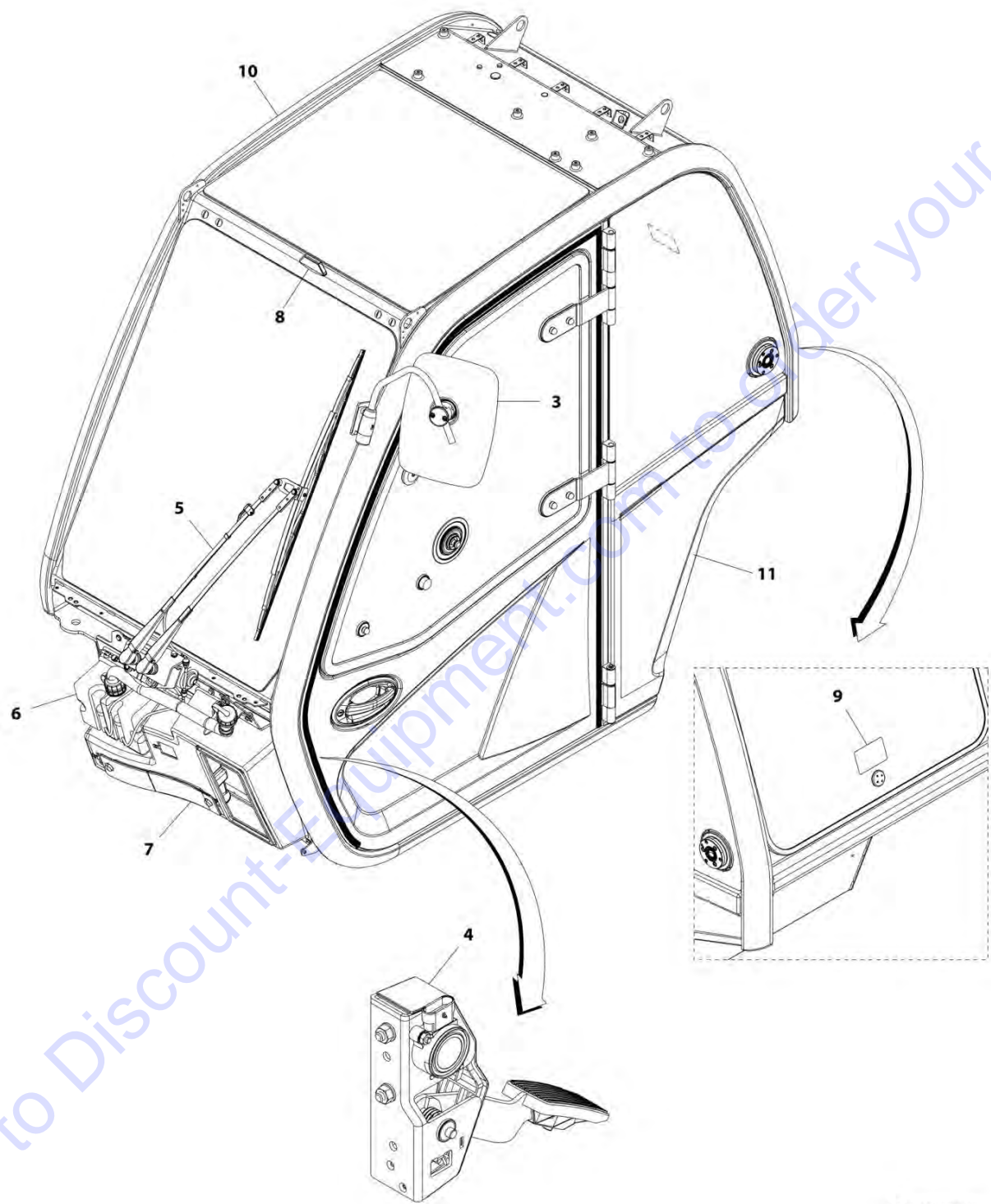
FIGURE 6-6. OROPS CAB INSTALLATION

ITEM	PART NUMBER	QTY	DESCRIPTION	REV
	1001154984	Ref	OROPS Cab Installation	G
3	1001160508	Ref	Installation, Mirror (See Separate Breakdown in this Section)	
4	1001161499	Ref	Installation, Accelerator Pedal (See Separate Breakdown in Controls Section)	
5	1001170366	Ref	Installation, Front Cover (See Separate Breakdown in this Section)	
6	1001172401	Ref	Installation, Level Indicator (See Separate Breakdown in this Section)	
7	1001214326	Ref	Cab, (See Separate Breakdown in this Section)	
8	1001214331	Ref	Installation, Open Cab, (See Separate Breakdown in this Section)	



SECTION 6 - CAB

FIGURE 6-7. EROPS CAB INSTALLATION



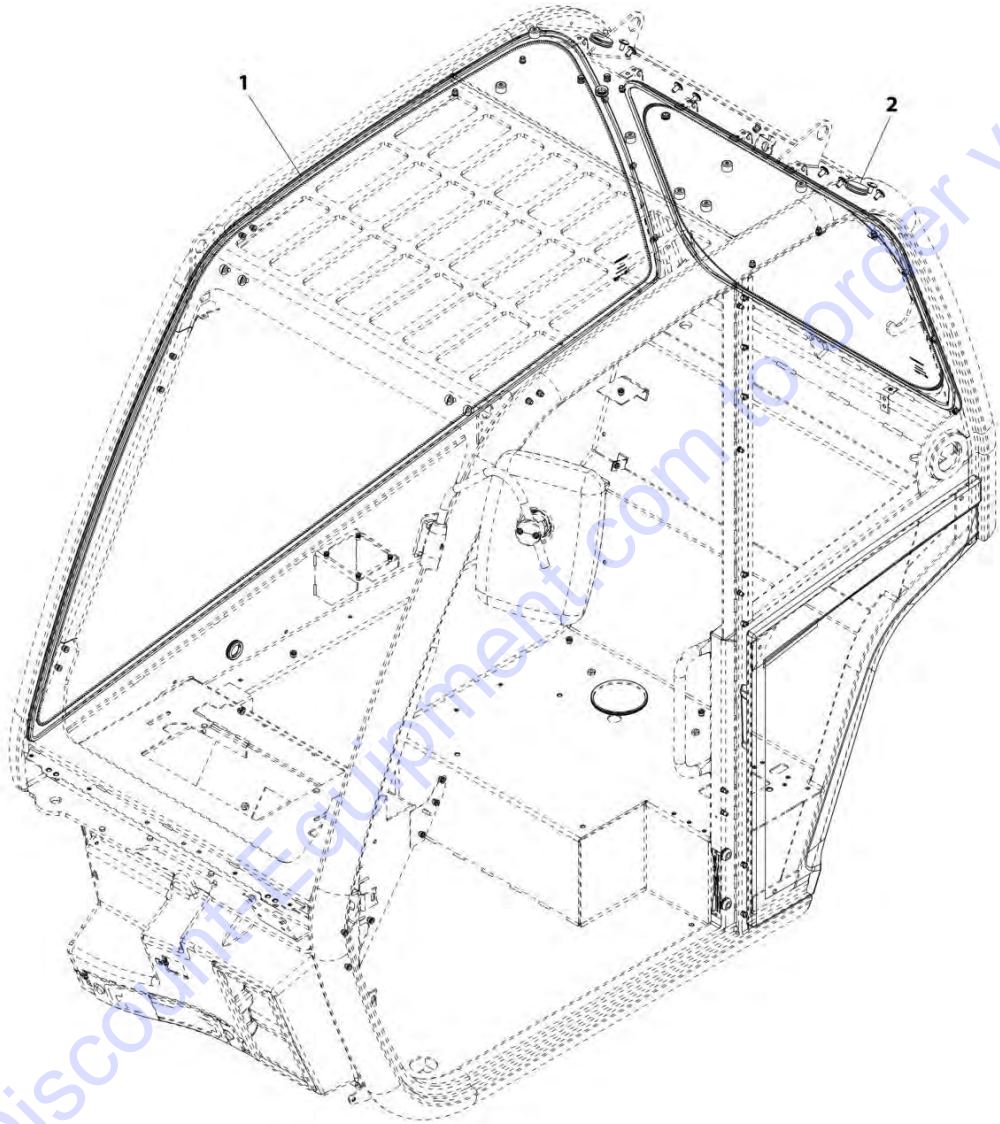
ART\_1001173419-I



FIGURE 6-7. EROPS CAB INSTALLATION

ITEM	PART NUMBER	QTY	DESCRIPTION	REV
	1001173419	Ref	EROPS Cab Installation	I
3	1001160508	Ref	Installation, Mirror (See Separate Breakdown in this Section)	
4	1001161499	Ref	Installation, Accelerator Pedal (See Separate Breakdown in Controls Section)	
5	1001155447	Ref	Installation, Front Wiper (See Separate Breakdown in this Section)	
6	1001162789	Ref	Installation, Washer Tank (See Separate Breakdown in this Section)	
7	1001170366	Ref	Installation, Front Cover (See Separate Breakdown in this Section)	
8	1001172401	Ref	Installation, Level Indicator (See Separate Breakdown in this Section)	
9	8005870	1	Decal, Emergency Exit	
10	1001214326	Ref	Cab, (See Separate Breakdown in this Section)	
11	1001214332	Ref	Installation, Enclosed Cab (See Separate Breakdown in this Section)	

FIGURE 6-8. CAB, TRIM KIT



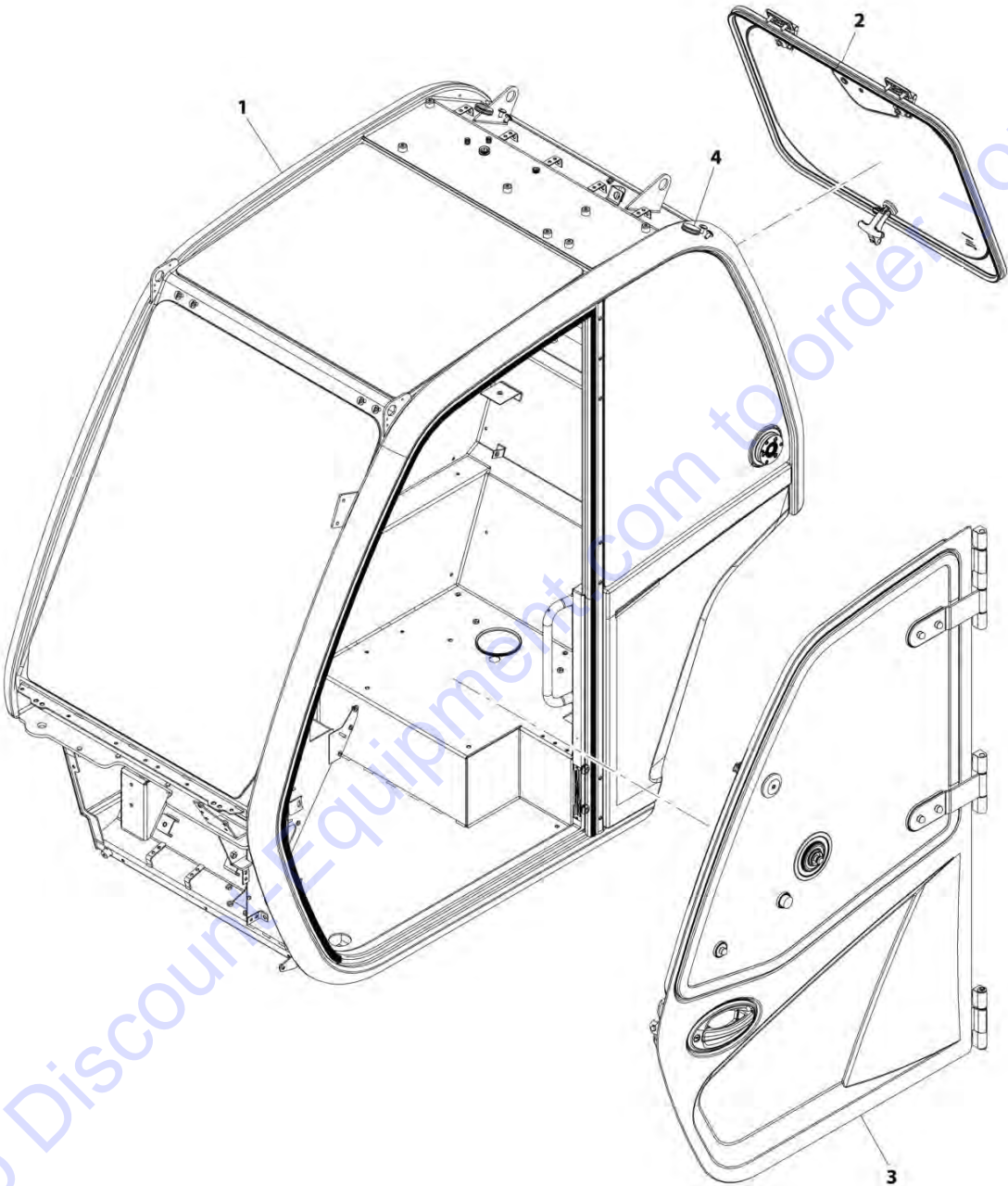
ART\_1001214331-D

FIGURE 6-8. CAB, TRIM KIT

ITEM	PART NUMBER	QTY	DESCRIPTION	REV
	1001214331	Ref	Open Cab Installation	D
1	1001154721	1	Assembly, Open Cab (See Separate Breakdown in this Section)	
2	1001170495	1	Group, Open Cab Plug (See Separate Breakdown in this Section)	

SECTION 6 - CAB

FIGURE 6-9. CAB, TRIM KIT



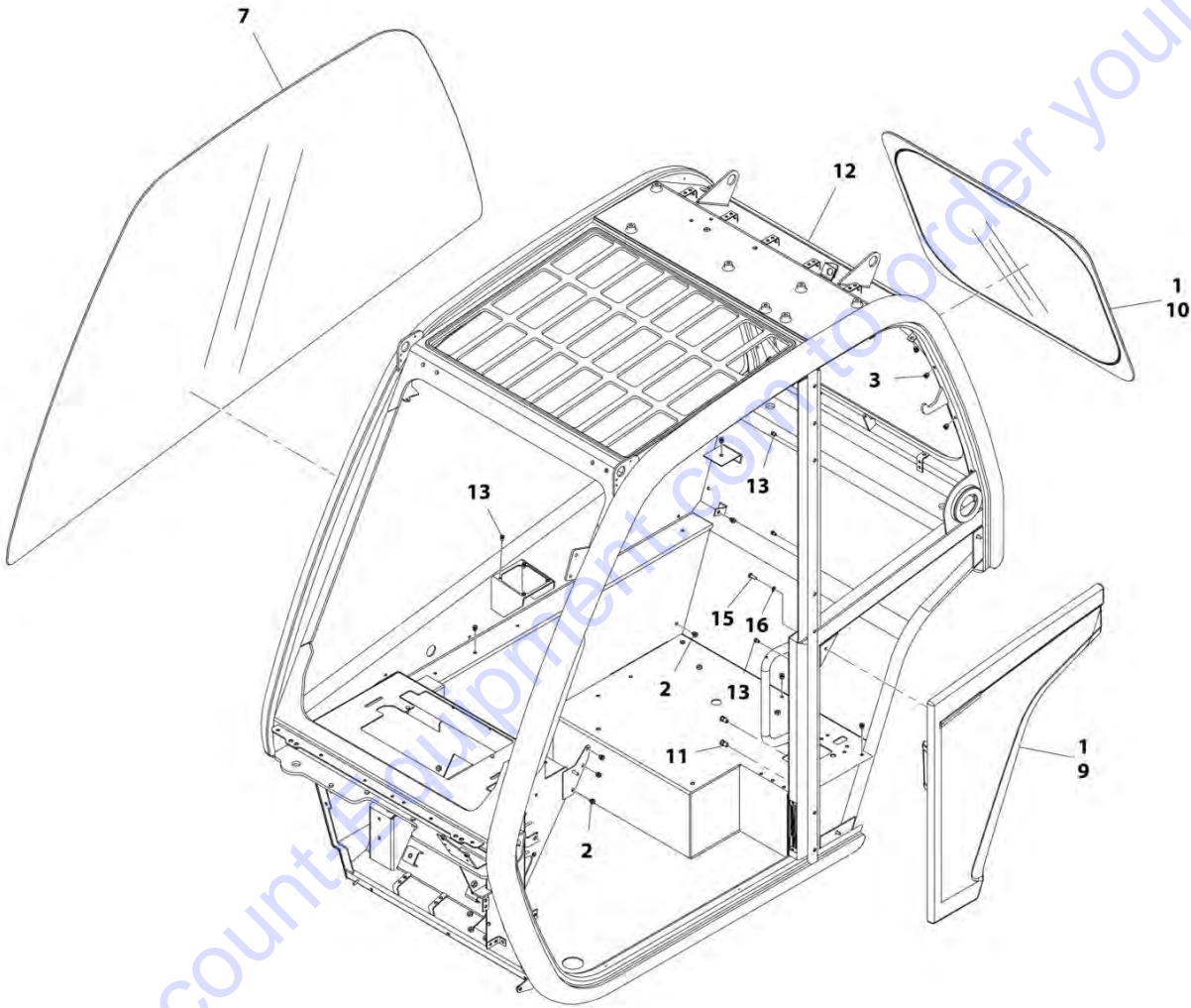
ART\_1001214332-F

FIGURE 6-9. CAB, TRIM KIT

ITEM	PART NUMBER	QTY	DESCRIPTION	REV
1	1001214332	Ref	Enclosed Cab Installation	F
	1001154365	1	Assembly, Enclosed Cab (See Separate Breakdown in this Section)	
2	1001170500	1	Installation, Rear Window (See Separate Breakdown in this Section)	
3	1001165080	1	Installation, Door (See Separate Breakdown in this Section)	
4	1001170603	1	Group, Enclosed Cab Plug (See Separate Breakdown in this Section)	

SECTION 6 - CAB

FIGURE 6-10. OPEN CAB ASSEMBLY



ART\_1001154721-I

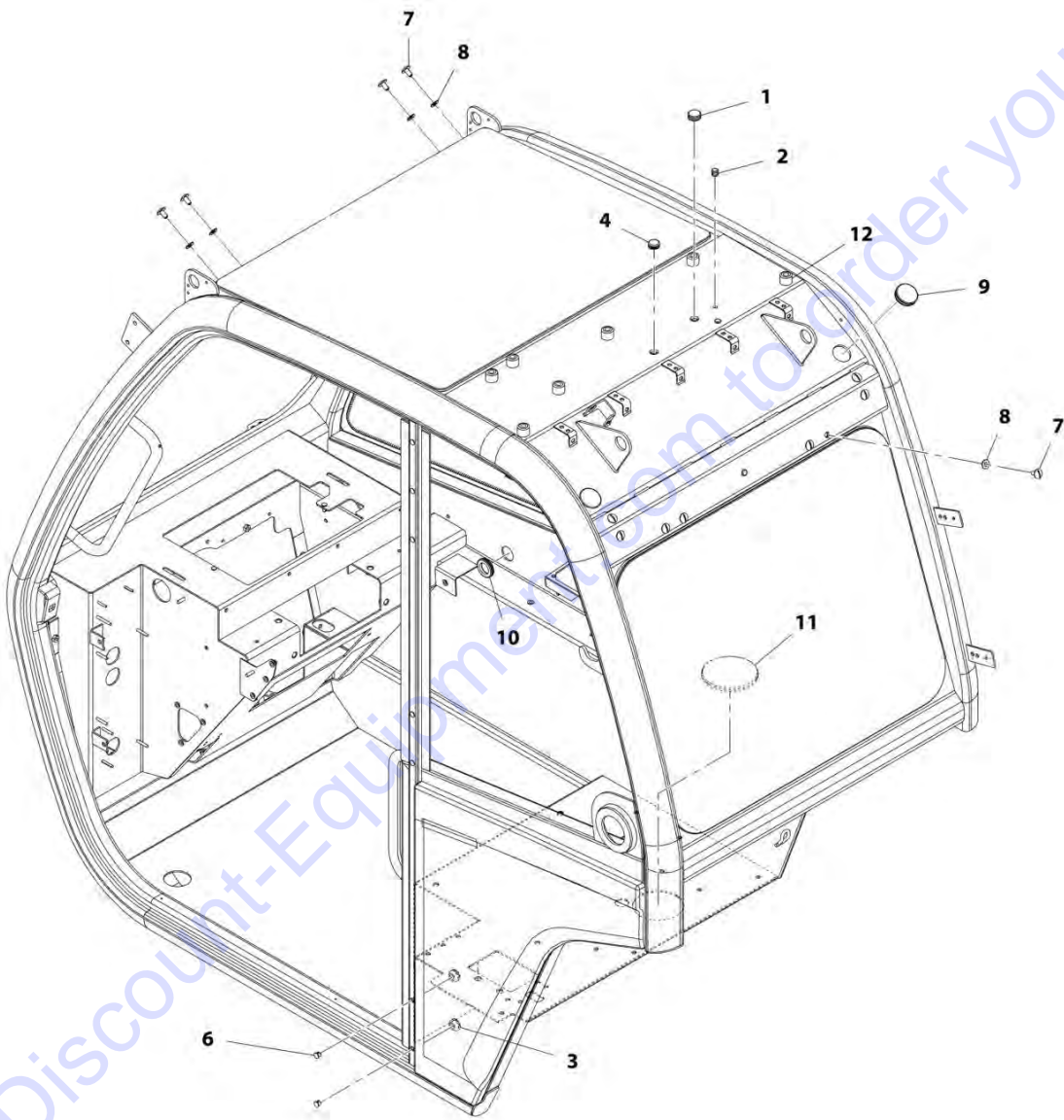
FIGURE 6-10. OPEN CAB ASSEMBLY

ITEM	PART NUMBER	QTY	DESCRIPTION	REV
	1001154721	Ref	Open Cab Assembly	I
1	1001111317	AR	Compound, Locking	
2	2080086	17	Rivnut, M6X1	
3	2080087	16	Rivnut, M8X1.25	
7	1001152947	1	Glass, RH Screen	
9	N.S.S.	1	Panel, Cab Quarter	
10	1001161538	1	Glass, Rear Window	
11	1001172193	2	Rivnut, M5X0.8	
12	See Note	NSS	Weldment, Cab (Note: Not available for purchase)	
13	1001195878	7	Rivnut, M5X0.8	
15	N.S.S.	3	Screw	
16	4811700	3	Washer, M6	



SECTION 6 - CAB

FIGURE 6-11. OPEN CAB PLUG GROUP



ART\_1001170495-E

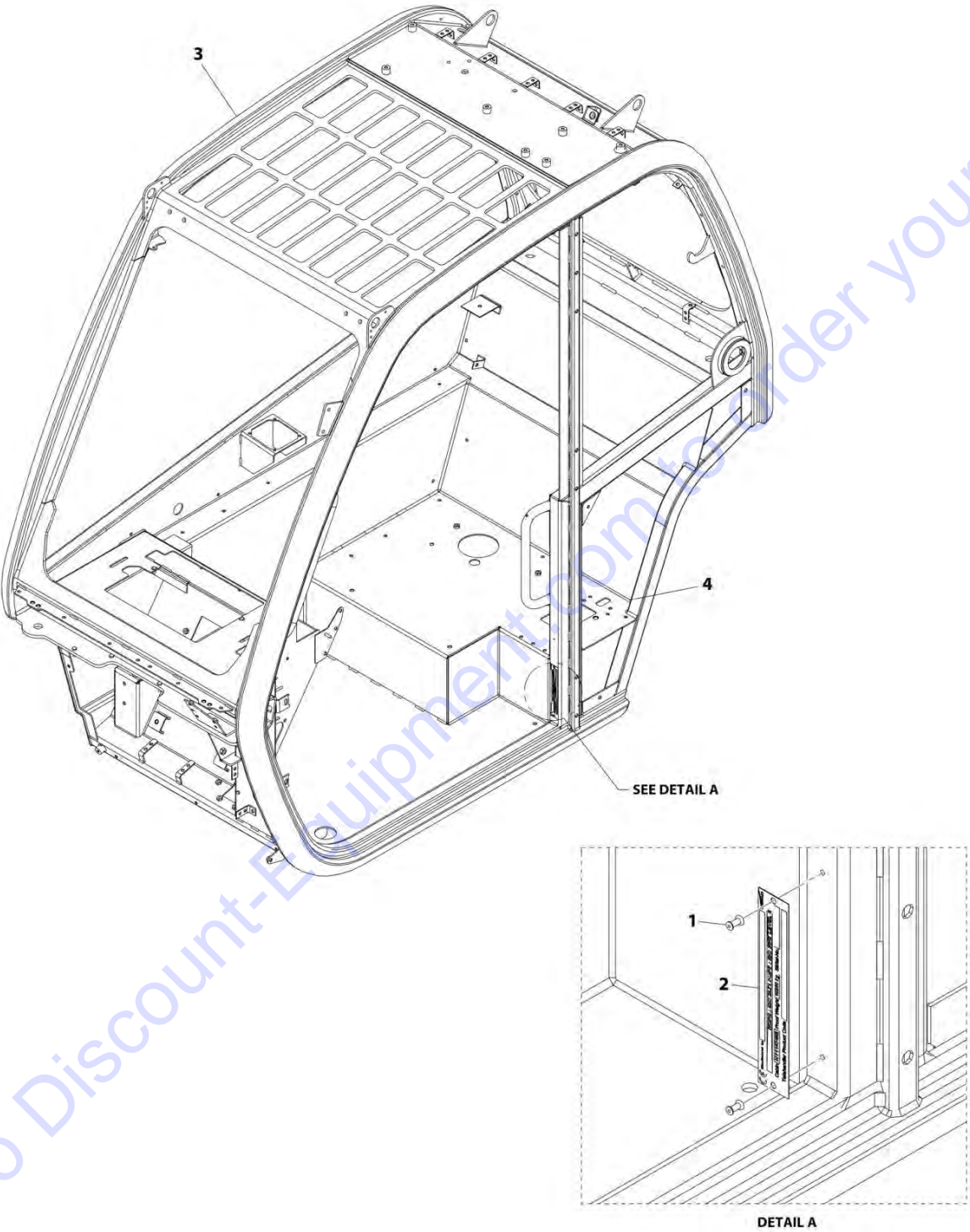


FIGURE 6-11. OPEN CAB PLUG GROUP

ITEM	PART NUMBER	QTY	DESCRIPTION	REV
	1001170495	Ref	Open Cab Plug Group	E
1	1001176273	1	Plug	
2	1001176272	3	Plug	
3	1001143200	2	Plug	
4	1001176626	1	Plug	
6	1001170374	7	Plug	
7	1001181920	12	Screw, M8X16	
8	1001181921	12	Washer, M8 Rubber	
9	1001182123	2	Plug	
10	1001182139	1	Plug	
11	1001209899	1	Plug	
12	1001219220	1	Cap, Vinyl Round	

SECTION 6 - CAB

FIGURE 6-12. CAB, EPD CAULK



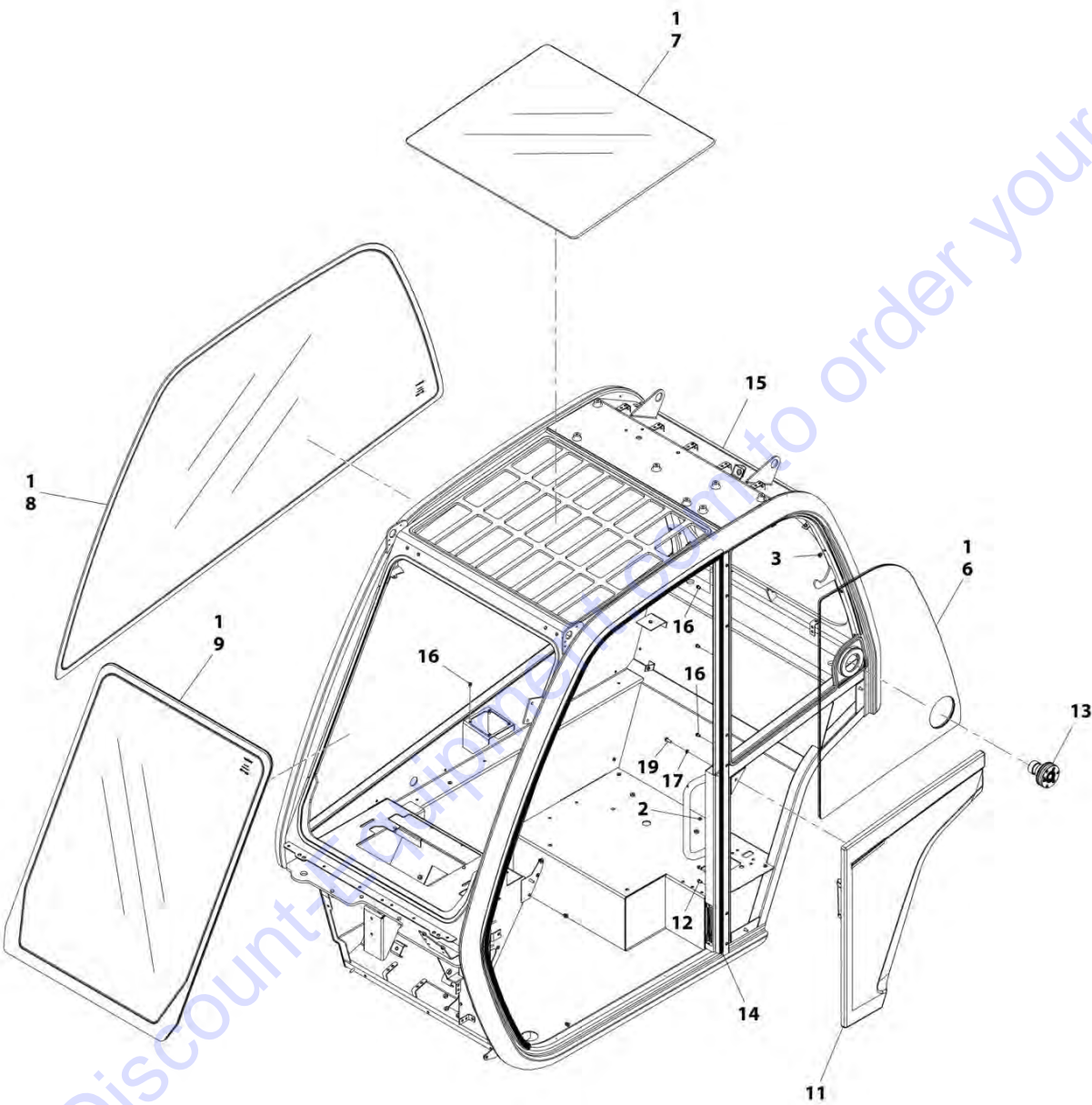
ART\_1001214326-D

FIGURE 6-12. CAB, EPD CAULK

ITEM	PART NUMBER	QTY	DESCRIPTION	REV
	1001214326	Ref	Cab	D
1	1001099170	2	Rivet, 4	
2	N.S.S.	1	Plate, Serial Number	
3	N.S.S.	1	Weldment	
4	1001205402	AR	Sealant	

SECTION 6 - CAB

FIGURE 6-13. ENCLOSED CAB ASSEMBLY



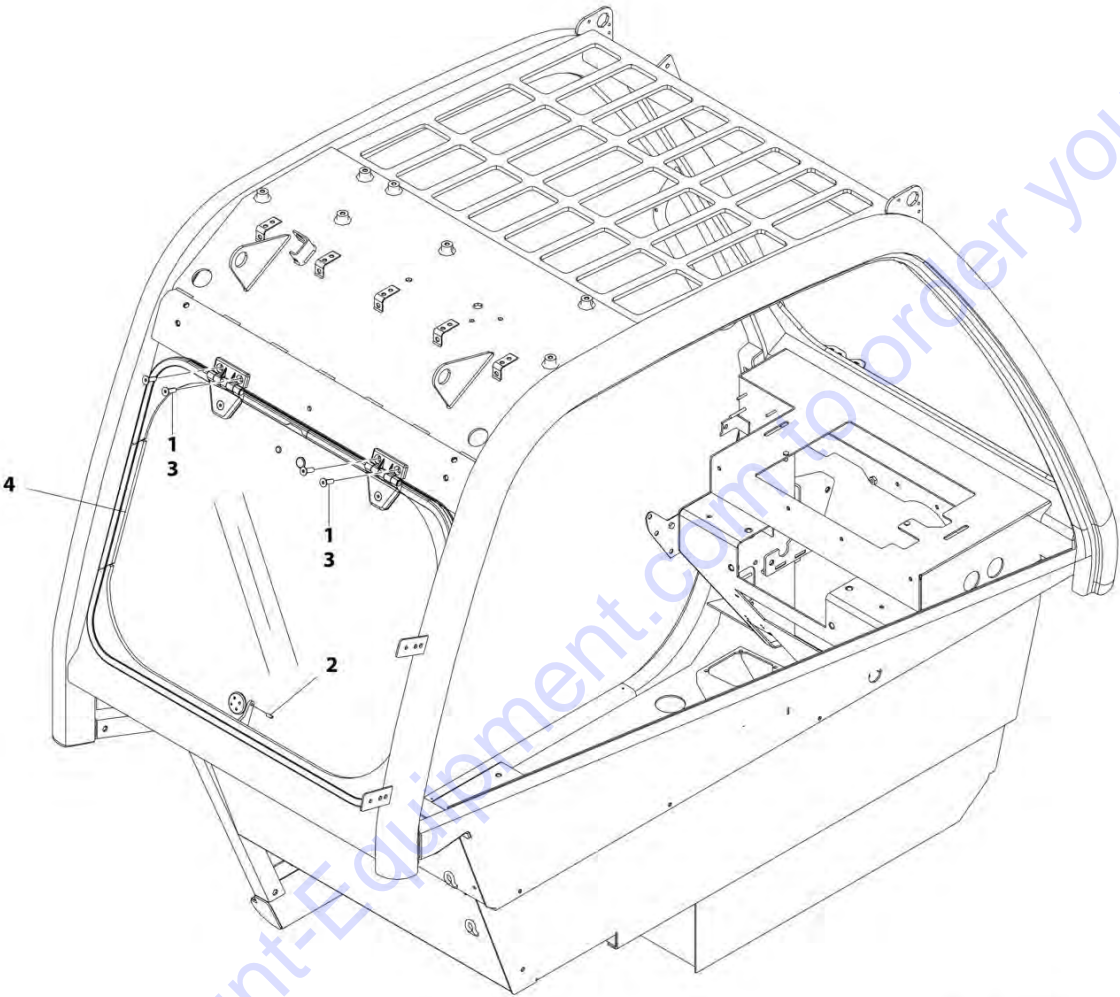
ART\_1001154365-J

FIGURE 6-13. ENCLOSED CAB ASSEMBLY

ITEM	PART NUMBER	QTY	DESCRIPTION	REV
	1001154365	Ref	Enclosed Cab Assembly	J
1	1001111317	AR	Compound, Locking	
2	2080086	17	Rivnut, M6X1	
3	2080087	16	Rivnut, M8X1.25	
6	1001152915	1	Glass, LH Screen	
7	1001152934	1	Glass, Roof	
8	1001152947	1	Glass, RH Screen	
9	1001154419	1	Glass, Front	
11	N.S.S.	1	Panel, Cab Quarter	
12	1001172193	2	Rivnut, M5X0.8	
13	1001174320	1	Latch, Top Window	
14	1001175226	NLA	Seal, Cab Door, (no longer available, use 1001227186 for replacement)	
14	1001227186	1	Seal, Cab Door	
15	See Note	NSS	Weldment, Cab (Note: Not available for purchase)	
16	1001195878	7	Rivnut, M5X0.8	
17	4811700	3	Washer, M6	
19	N.S.S.	3	Screw	

SECTION 6 - CAB

FIGURE 6-14. REAR WINDOW INSTALLATION



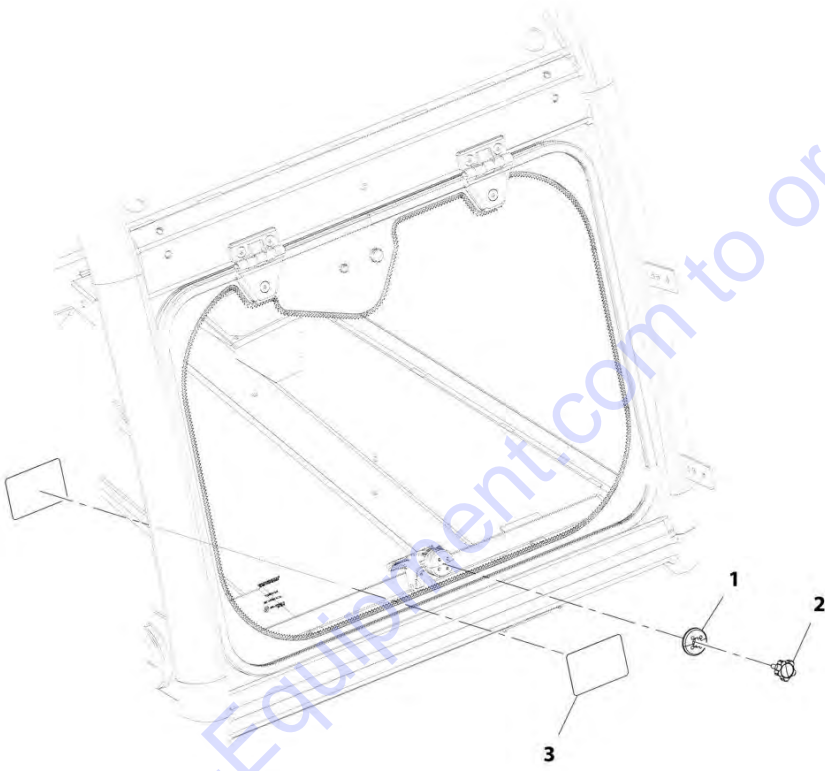
ART\_1001170500-C

FIGURE 6-14. REAR WINDOW INSTALLATION

ITEM	PART NUMBER	QTY	DESCRIPTION	REV
	1001170500	Ref	Rear Window Installation	C
1	1001095650	AR	Compound, Locking	
2	1001003043	1	Pin, Spring	
3	1001097586	4	Bolt, M8-1.25X25	
4	1001170502	1	Window, Rear (See Separate Breakdown in this Section)	

SECTION 6 - CAB

FIGURE 6-15. REAR WINDOW INSTALLATION (WO/WIPER) (ANSI)



ART\_1001212047-A

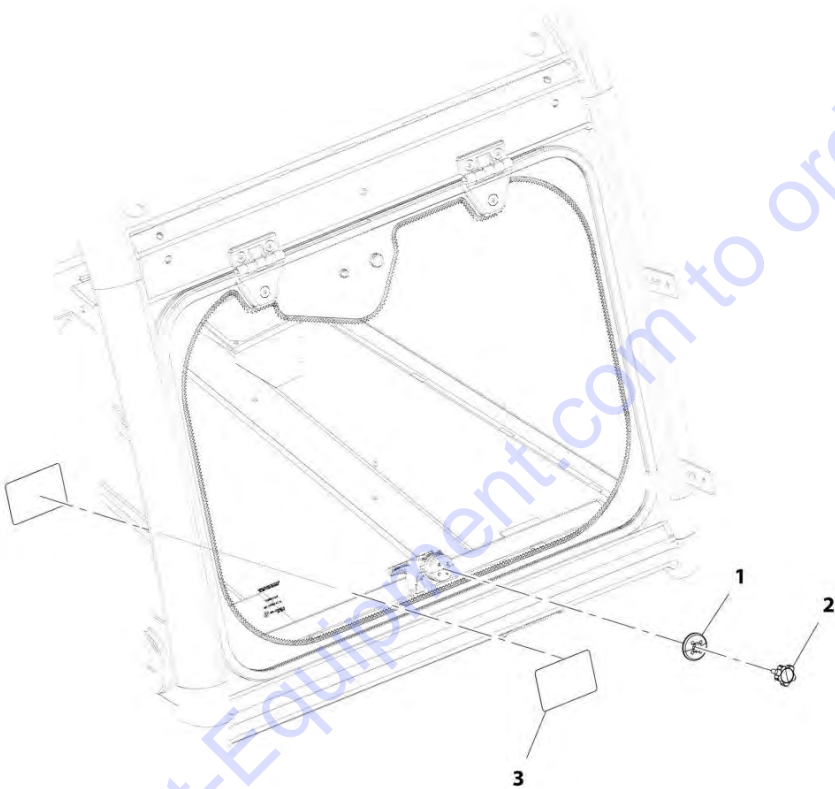


FIGURE 6-15. REAR WINDOW INSTALLATION (WO/WIPER) (ANSI)

ITEM	PART NUMBER	QTY	DESCRIPTION	REV
	1001212047	Ref	External Window Release Installation (ANSI - English)	A
1	1001179008	1	Cap, Latch Window	
2	1001179009	1	Cap, Knob M6	
3	1001212049	2	Decal, Emergency Exit	

SECTION 6 - CAB

FIGURE 6-16. REAR WINDOW INSTALLATION (WO/WIPER) (ISO)



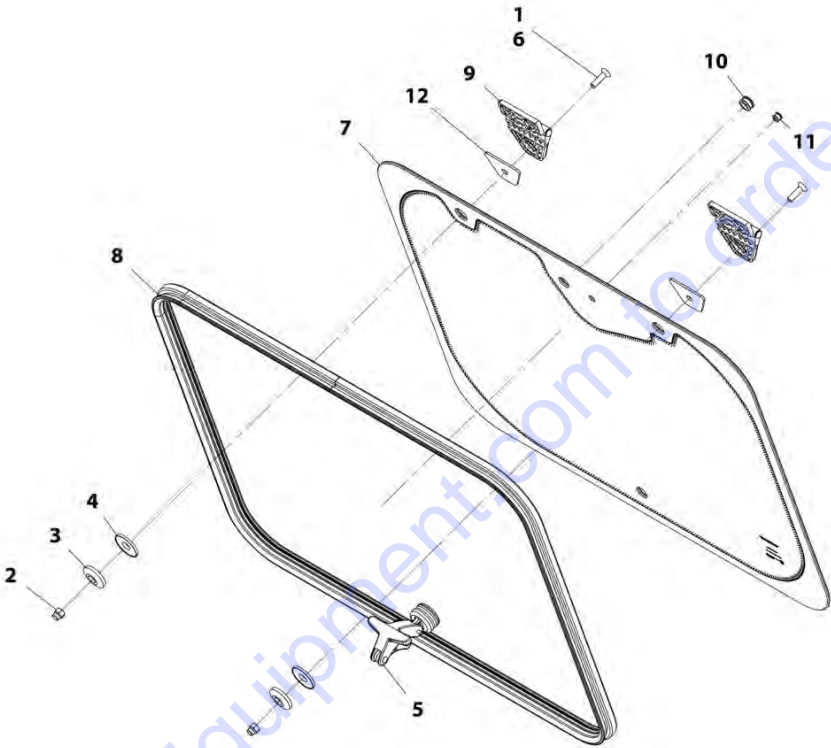
ART\_1001212048-A

FIGURE 6-16. REAR WINDOW INSTALLATION (WO/WIPER) (ISO)

ITEM	PART NUMBER	QTY	DESCRIPTION	REV
	1001212048	Ref	Rear Window Installation (WO/Wiper) (ISO)	A
1	1001179008	1	Cap, Latch Window	
2	1001179009	1	Cap, Knob M6	
3	1001212050	2	Decal, Emergency Exit	

SECTION 6 - CAB

FIGURE 6-17. REAR WINDOW ASSEMBLY



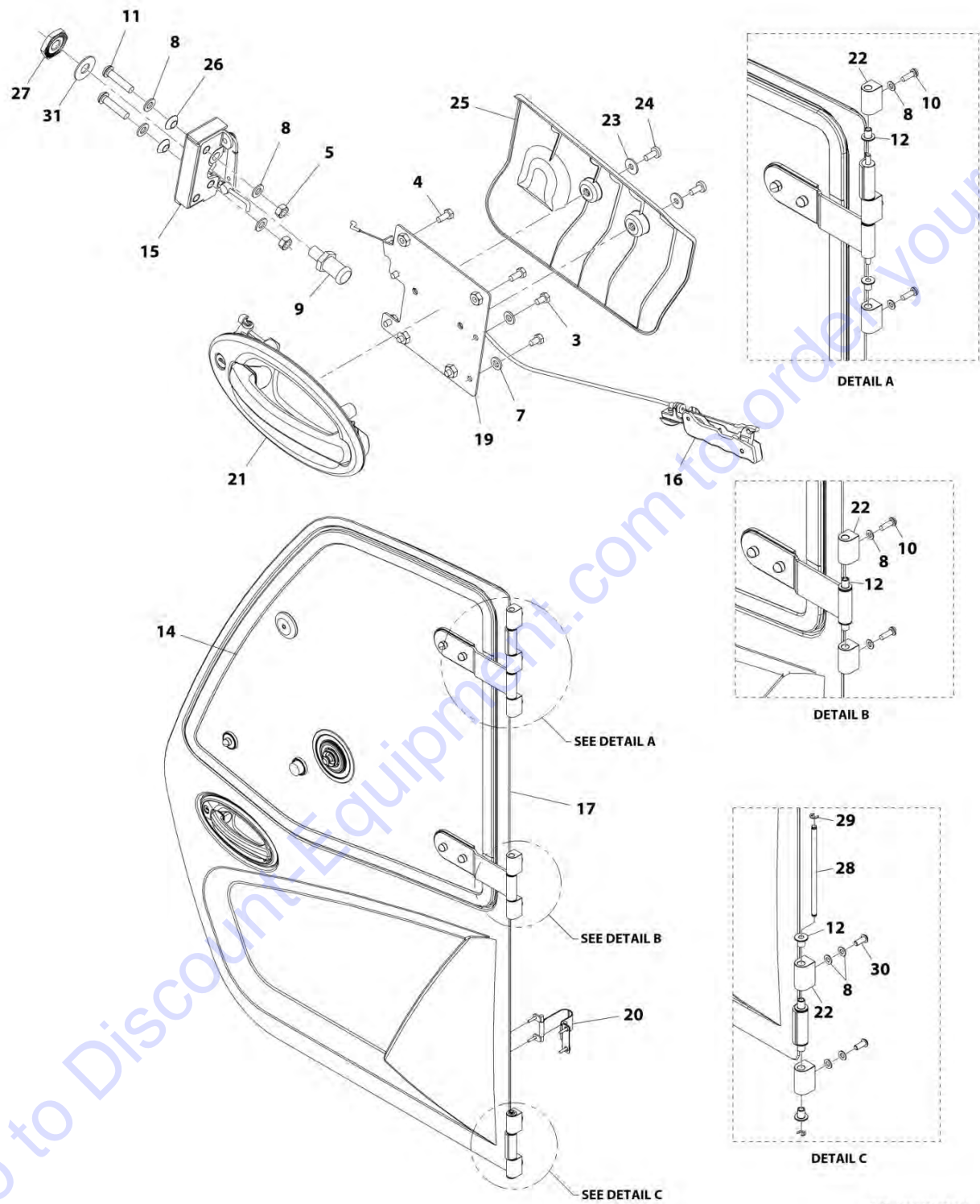
ART\_1001170502-C

FIGURE 6-17. REAR WINDOW ASSEMBLY

ITEM	PART NUMBER	QTY	DESCRIPTION	REV
	1001170502	Ref	Rear Window Assembly	C
1	1001095650	AR	Compound, Locking	
2	3290806	2	Nut, M8X1.25 Grade 8	
3	8000759	2	Spacer	
4	8004398	2	Washer	
5	1001005368	1	Latch, Window	
6	2080078	2	Fastener, M8X30	
7	1001157481	1	Glass, Rear Window	
8	1001157487	1	Seal	
9	1001139568	2	Hinge	
10	1001171182	1	Grommet	
11	1001171183	1	Grommet	
12	1001181411	2	Gasket, Rear Window Hinge	

SECTION 6 - CAB

FIGURE 6-18. DOOR INSTALLATION



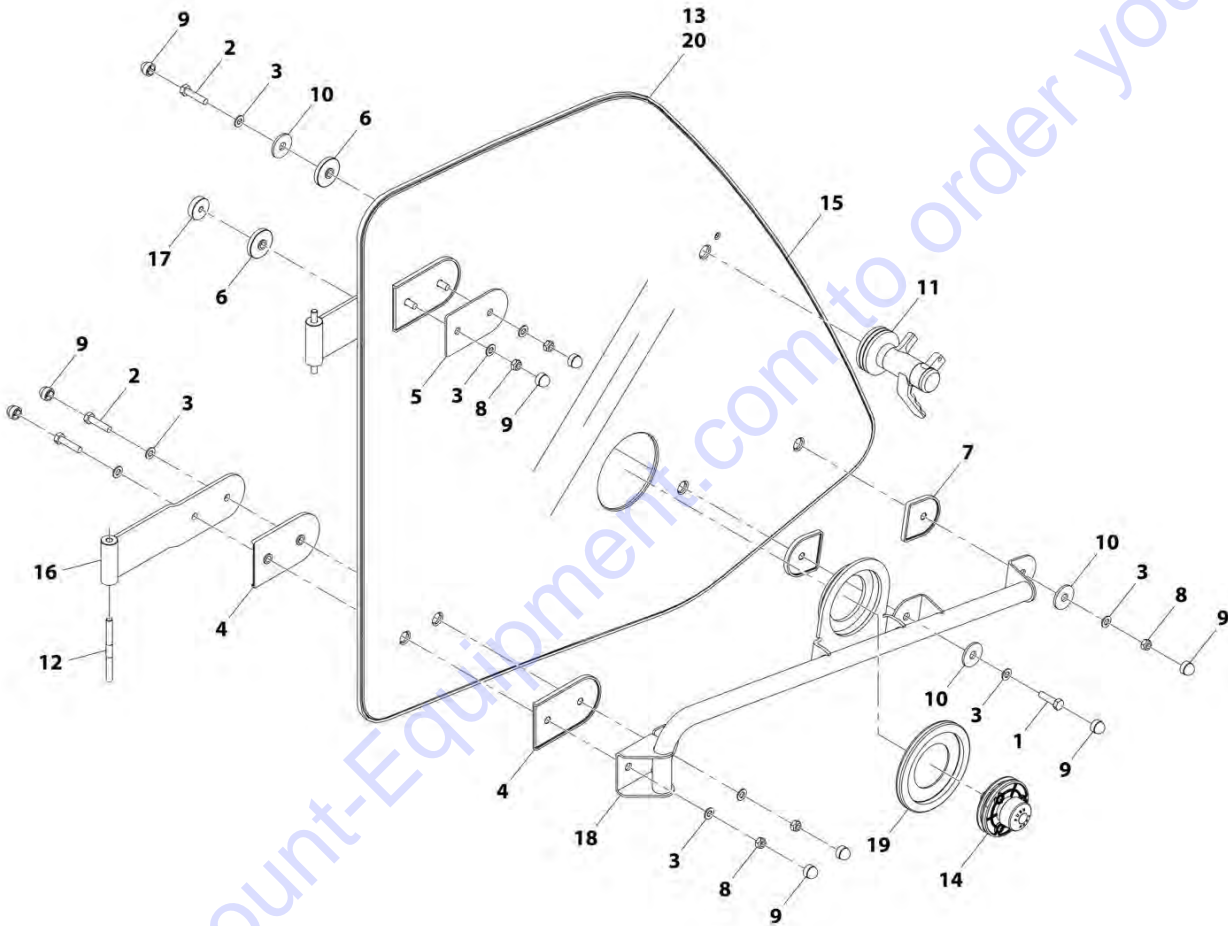
ART\_1001165080-M

FIGURE 6-18. DOOR INSTALLATION

ITEM	PART NUMBER	QTY	DESCRIPTION	REV
	1001165080	Ref	Door Installation	M
3	0760605	4	Bolt, M6X10	
4	0760607	4	Bolt, M6X14	
5	3290801	2	Nut, M8X1.25 Grade 8	
7	4811700	4	Washer, M6	
8	4811900	13	Washer, M8	
9	8000803	1	Pin, Door Striker	
10	1001008988	5	Screw M8X25	
11	1001047062	2	Screw, M8X35	
12	1001107192	10	Sleeve, Hinge	
14	1001205532	1	Assembly, Door Upper Glass (See Separate Breakdown in this Section)	
15	1001192766	1	Assembly, Cab Latch (See Separate Breakdown in this Section)	
16	1001167958	1	Assembly, Cab Door Trigger (See Separate Breakdown in this Section)	
17	1001169881	1	Assembly, Door (See Separate Breakdown in this Section)	
19	1001173298	1	Bracket	
20	1001174295	1	Installation, Door Strap (See Separate Breakdown in this Section)	
21	1001192646	1	Handle, Exterior Door	
22	1001170601J	7	Lug, Hinge	
23	4811702001	2	Washer, M6	
24	4010608002	2	Screw, M6X16	
25	1001175477	1	Cover, Cab Door Interior	
26	1001184439	2	Bushing	
27	1001192309	1	Nut, M12X1	
28	1001213791	1	Pin, Hinge	
29	0498748	1	Clip, Snap Ring	
30	1001164726	1	Bolt, M8X20	
31	1001227802	1	Washer	

SECTION 6 - CAB

FIGURE 6-19. DOOR UPPER GLASS ASSEMBLY



ART\_1001205532-E

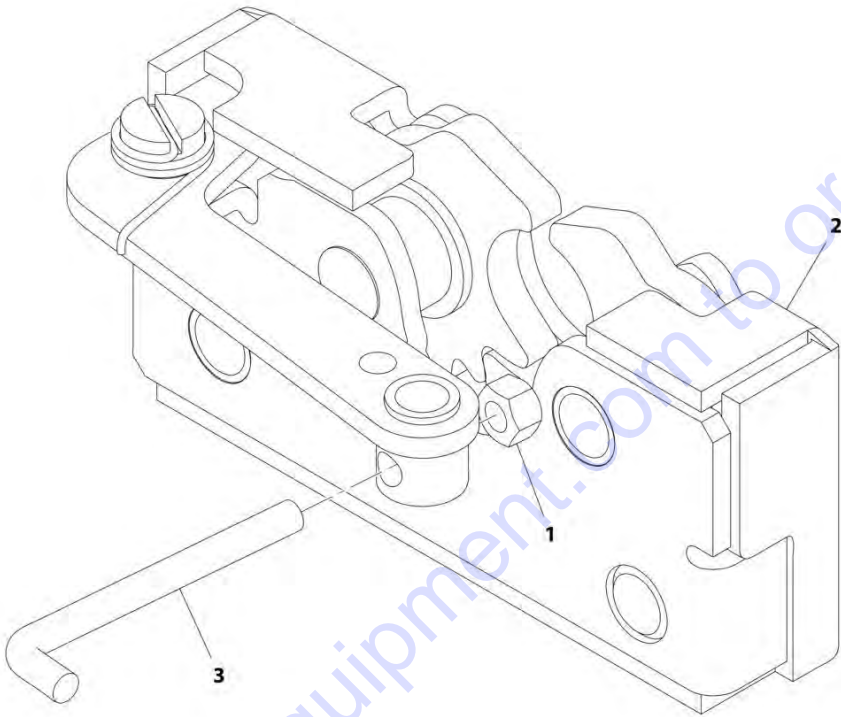


FIGURE 6-19. DOOR UPPER GLASS ASSEMBLY

ITEM	PART NUMBER	QTY	DESCRIPTION	REV
	1001205532	Ref	Door Upper Glass Assembly	E
1	0760812	1	Bolt, M8X25	
2	0760815	5	Bolt, M8X35	
3	4811900	11	Washer, 8MM	
4	1001002946	4	Mount, Hinge	
5	1001002947	1	Mount, Hinge	
6	1001002953	2	Mount, Rubber	
7	1001002957	2	Mount, Latch	
8	1001008857	5	Nut, Lock	
9	1001096365	11	Cap, M8	
10	1001141246	3	Mount, Rubber	
11	1001165275	1	Latch, Window	
12	1001166634	2	Pin, Hinge	
13	1001170944	1	Panel, Window Surround	
14	1001174321	1	Striker, Top Window	
15	1001204066	1	Glass, Window	
16	1001204115	2	Hinge	
17	1001222741	1	Buffer, Cab	
18	1001204120	1	Handle	
19	1001213331	1	Gasket	
20	1001215531	AR	Adhesive	

**SECTION 6 - CAB**

**FIGURE 6-20. CAB LATCH ASSEMBLY**



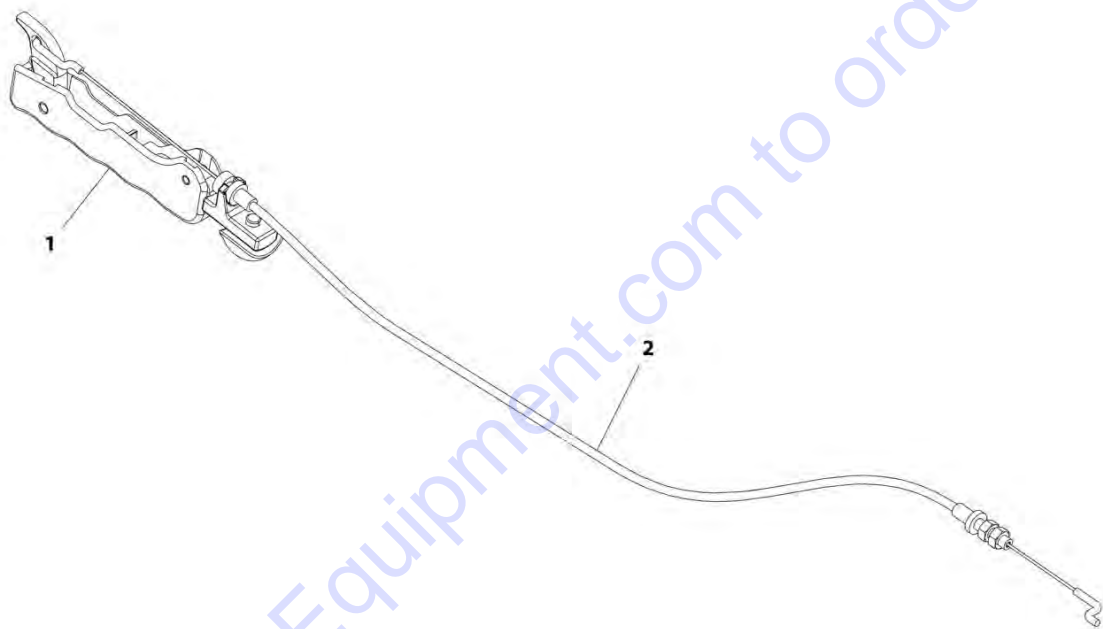
ART\_1001192766-A

FIGURE 6-20. CAB LATCH ASSEMBLY

ITEM	PART NUMBER	QTY	DESCRIPTION	REV
	1001192766	Ref	Cab Latch Assembly	A
1	3290405	1	Nut, M4X0.7 Grade 8	
2	1001192643	1	Latch	
3	1001192755	1	Link, Door Handle	

SECTION 6 - CAB

FIGURE 6-21. CAB DOOR TRIGGER ASSEMBLY

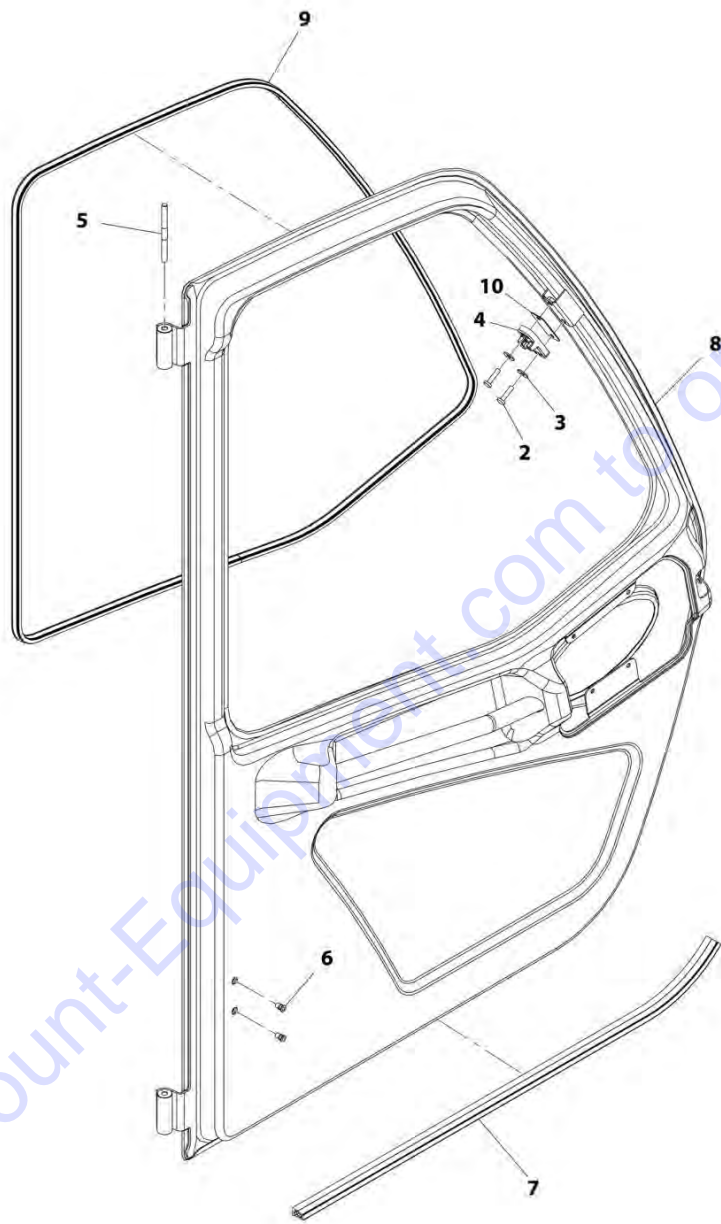


ART\_1001167958-E

FIGURE 6-21. CAB DOOR TRIGGER ASSEMBLY

ITEM	PART NUMBER	QTY	DESCRIPTION	REV
	1001167958	Ref	Cab Door Trigger Assembly	E
1	1001167937	1	Trigger, Cab Interior Release	
2	1001192644	1	Cable, Cab Latch Release	

FIGURE 6-22. DOOR ASSEMBLY

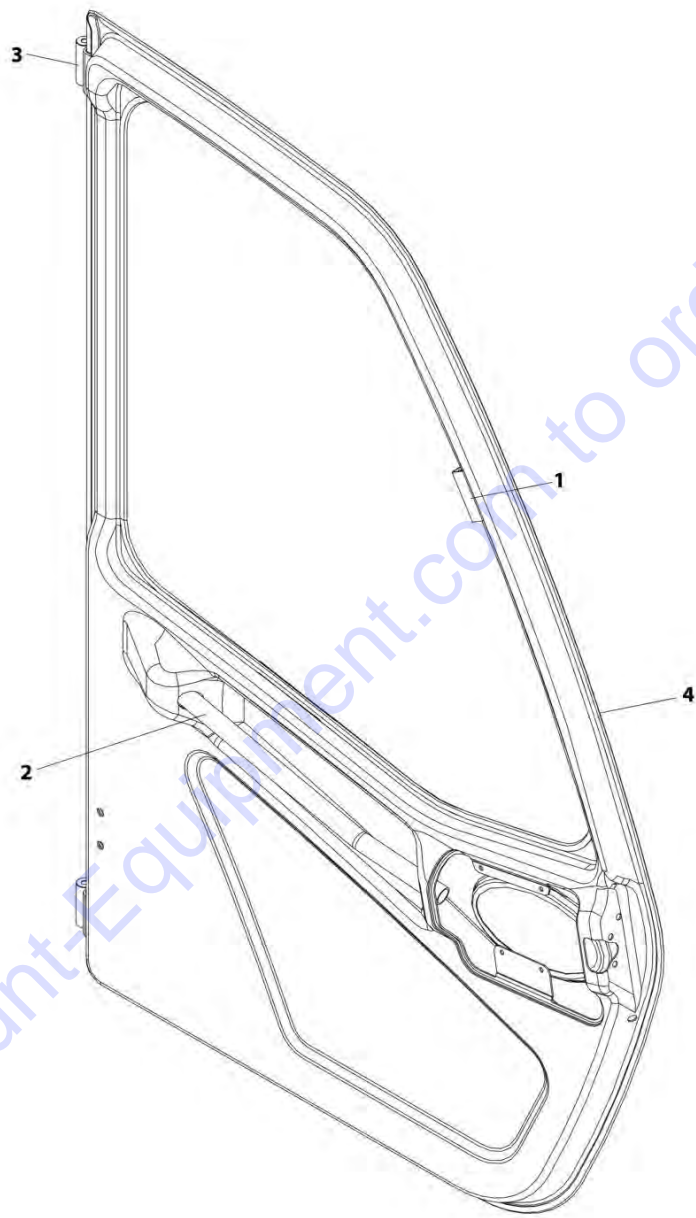


ART\_1001169881-J

FIGURE 6-22. DOOR ASSEMBLY

ITEM	PART NUMBER	QTY	DESCRIPTION	REV
	1001169881	Ref	Door Assembly	J
2	4010612002	2	Screw, Posi-Drive, M6X25	
3	4811702001	2	Washer, M6	
4	1001165276	1	Plate, Window Latch Striker	
5	1001166634	1	Pin, Hinge	
6	1001172193	2	Rivnut, M5X0.8	
7	1001227188	1	Seal, Cab Door	
8	1001165022J	1	Door, Cab (See Separate Breakdown in this Section)	
9	1001227187	1	Seal, Cab Door Window	
10	1001193210	AR	Shim, Window Latch	

FIGURE 6-23. CAB DOOR



ART\_1001165022-E

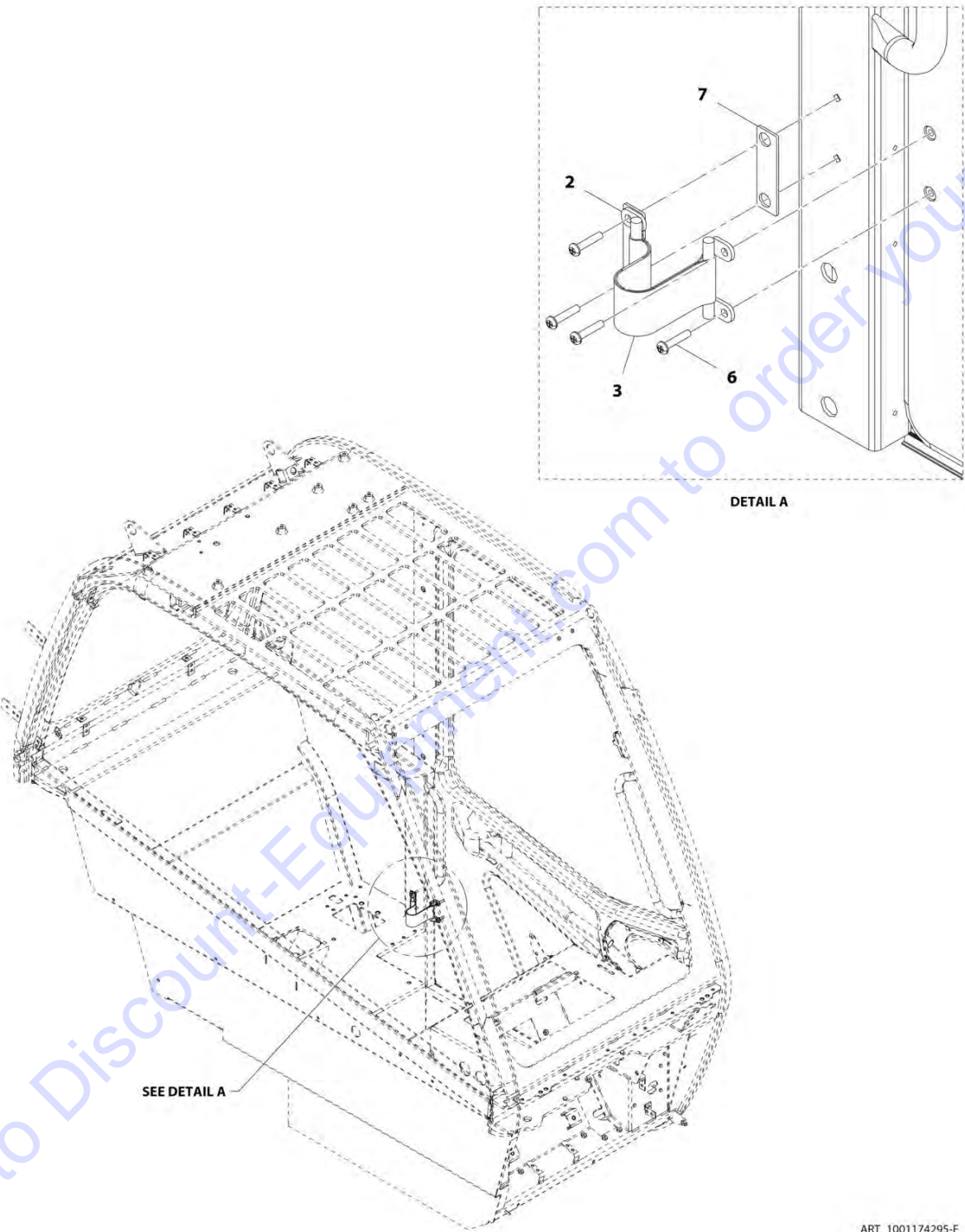


FIGURE 6-23. CAB DOOR

ITEM	PART NUMBER	QTY	DESCRIPTION	REV
	1001165022	Ref	Cab Door	E
1	1001169883	1	Bracket, Window Latch	
2	1001169885	1	Handle, Interior Door	
3	1001171037	1	Plate, Hinge	
4	1001171634	1	Frame, Door	

SECTION 6 - CAB

FIGURE 6-24. DOOR STRAP INSTALLATION



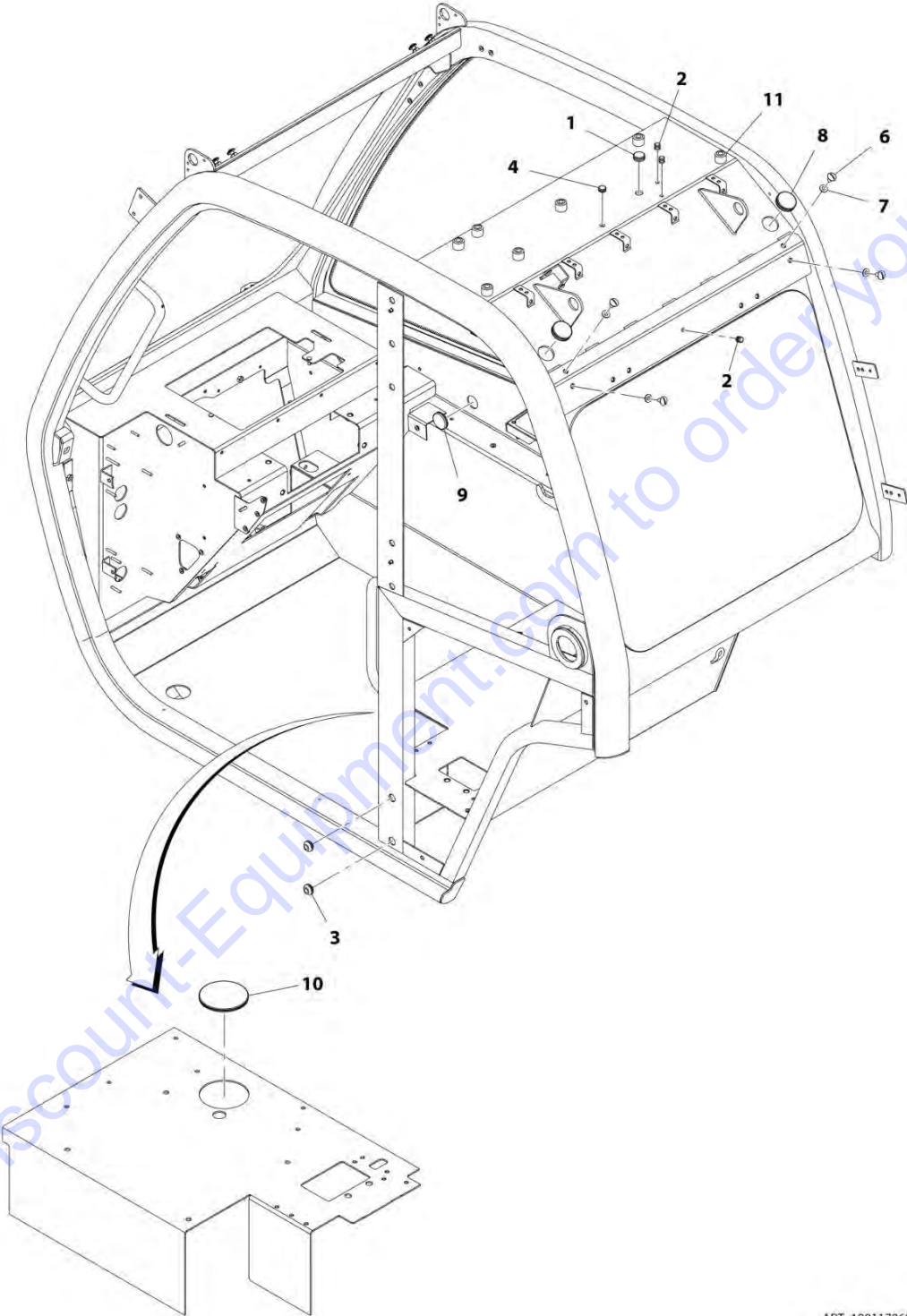
ART\_1001174295-F

FIGURE 6-24. DOOR STRAP INSTALLATION

ITEM	PART NUMBER	QTY	DESCRIPTION	REV
	1001174295	Ref	Door Strap Installation	F
2	1001230163	2	Bracket, Strap Holder	
3	1001212011	1	Strap, Door Hold Open	
6	8310559	4	Screw	
7	1001191091	1	Plate, Cab Door Strap	

SECTION 6 - CAB

FIGURE 6-25. ENCLOSED CAB PLUG GROUP



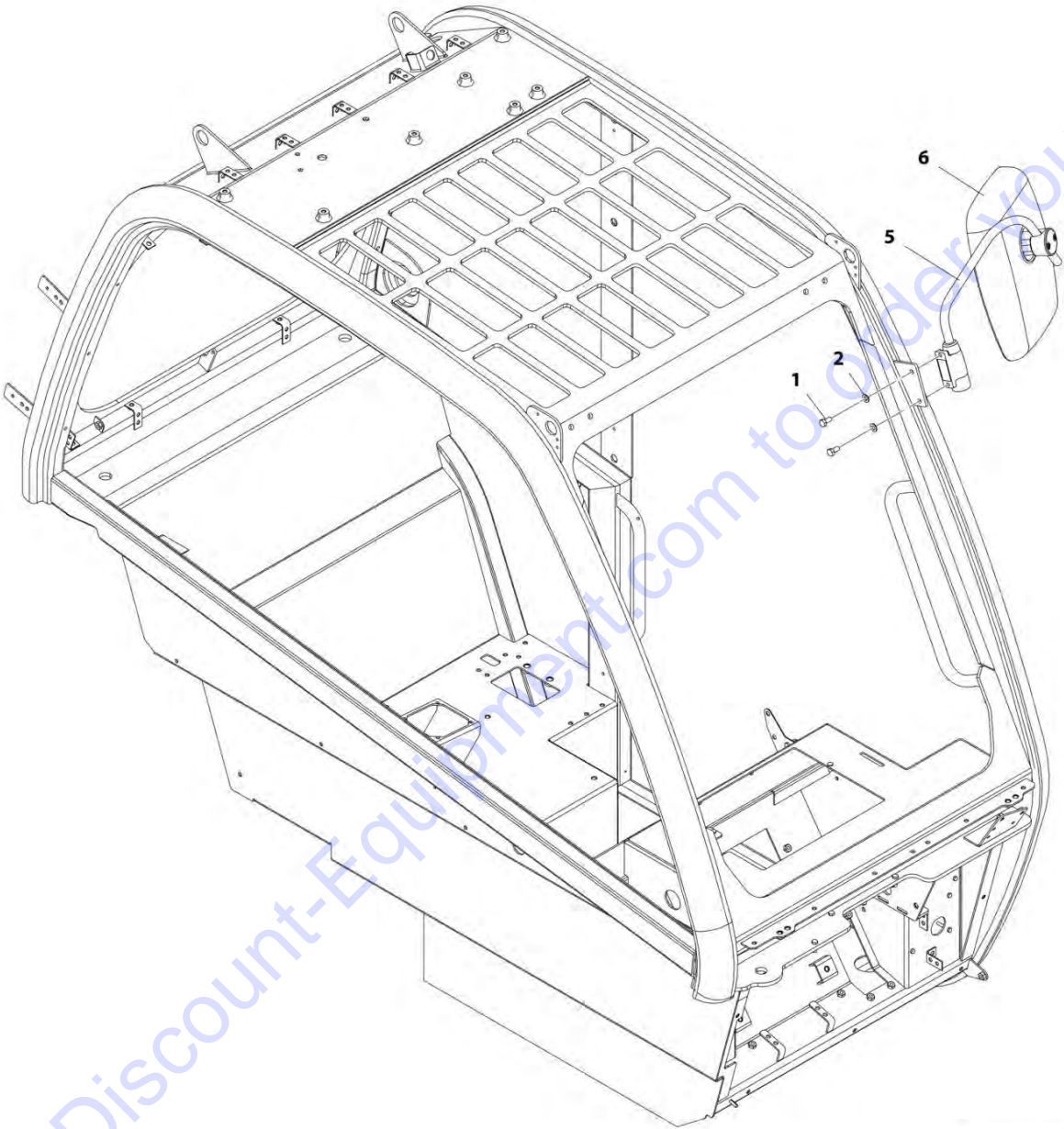
ART\_1001170603-E

FIGURE 6-25. ENCLOSED CAB PLUG GROUP

ITEM	PART NUMBER	QTY	DESCRIPTION	REV
	1001170603	Ref	Enclosed Cab Plug Group	E
1	1001176273	1	Plug	
2	1001176272	3	Plug	
3	1001143200	2	Plug	
4	1001176626	1	Plug	
6	1001181920	8	Screw, M8X16	
7	1001181921	8	Washer, Rubber M8	
8	1001182123	2	Plug	
9	1001182139	1	Plug	
10	1001209899	1	Plug	
11	1001219220	7	Cap, Vinyl Round	

**SECTION 6 - CAB**

**FIGURE 6-26. BASIC MIRROR INSTALLATION**



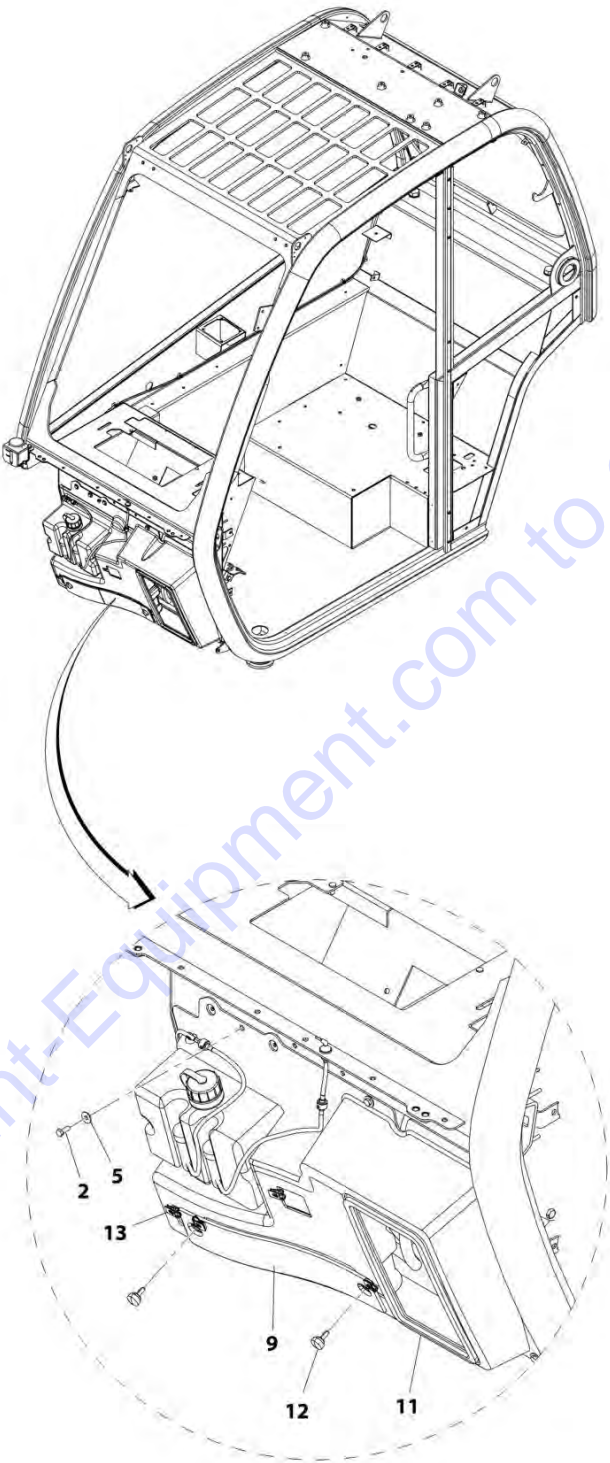
ART\_1001160508-E

FIGURE 6-26. BASIC MIRROR INSTALLATION

ITEM	PART NUMBER	QTY	DESCRIPTION	REV
	1001160508	Ref	Basic Mirror Installation	E
1	0760808	2	Bolt, M8X16	
2	4811900	2	Washer, M8	
5	1001164655	1	Bracket	
6	80363195	1	Mirror	



FIGURE 6-27. FRONT COVER INSTALLATION



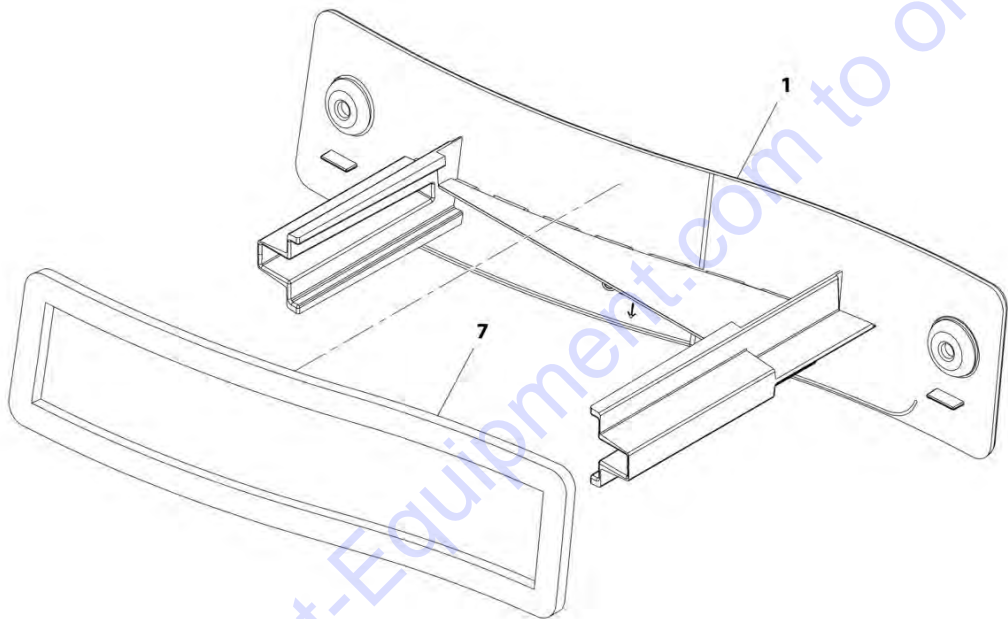
ART\_1001170366-G



FIGURE 6-27. FRONT COVER INSTALLATION

ITEM	PART NUMBER	QTY	DESCRIPTION	REV
	1001170366	Ref	Front Cover Installation	G
2	0760608	7	Bolt, M6X16	
5	4811702	7	Washer, M6	
9	1001175471	1	Panel, Filter Tray (See Separate Breakdown in this Section)	
11	1001176121	1	Cover, Front Duct (See Separate Breakdown in this Section)	
12	2080092	2	Thumb Screw, M6X16	
13	8305919	4	Nut, M6	

FIGURE 6-28. FILTER TRAY PANEL



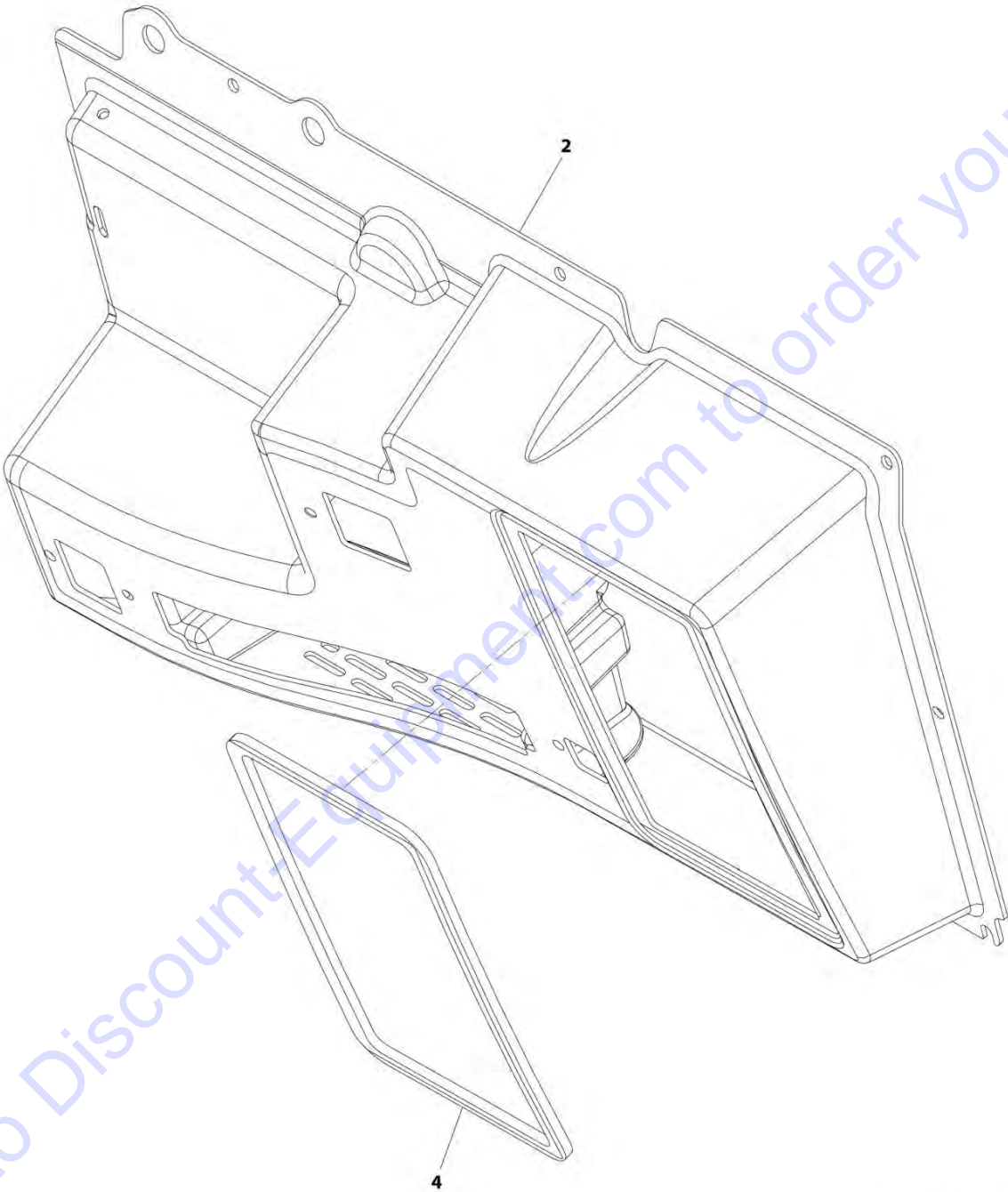
ART\_1001175471-D

FIGURE 6-28. FILTER TRAY PANEL

ITEM	PART NUMBER	QTY	DESCRIPTION	REV
	1001175471	Ref	Filter Tray Panel	D
1	1001170993	1	Panel, Front Inlet	
7	1001171767	1	Cab, Front Panel Seal	

**SECTION 6 - CAB**

**FIGURE 6-29. FRONT DUCT COVER**



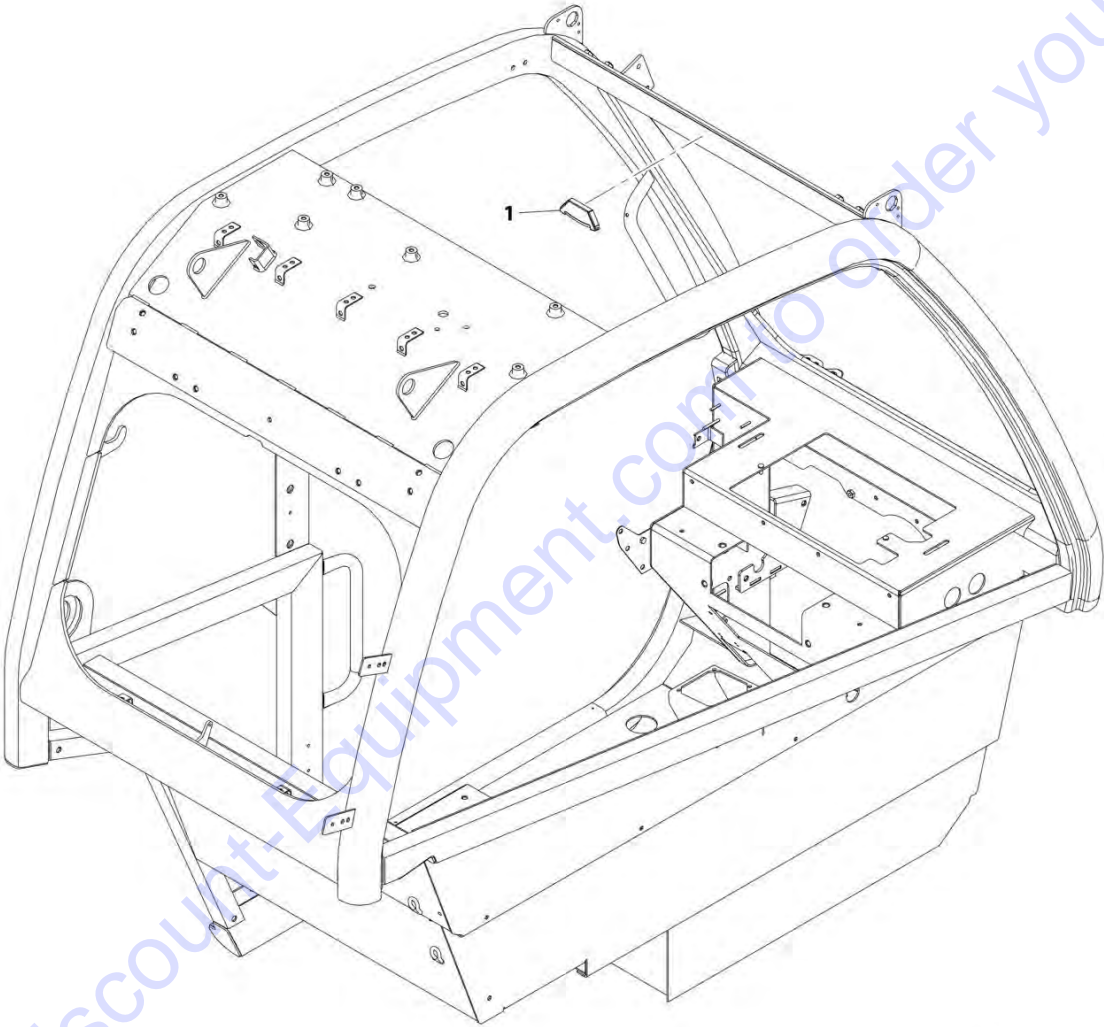
ART\_1001176121-G

FIGURE 6-29. FRONT DUCT COVER

ITEM	PART NUMBER	QTY	DESCRIPTION	REV
	1001176121	Ref	Font Duct Cover	G
2	1001170326	1	Cover, Front	
4	1001175470	1	Seal, Front Cab Panel	

SECTION 6 - CAB

FIGURE 6-30. LEVEL INDICATOR INSTALLATION

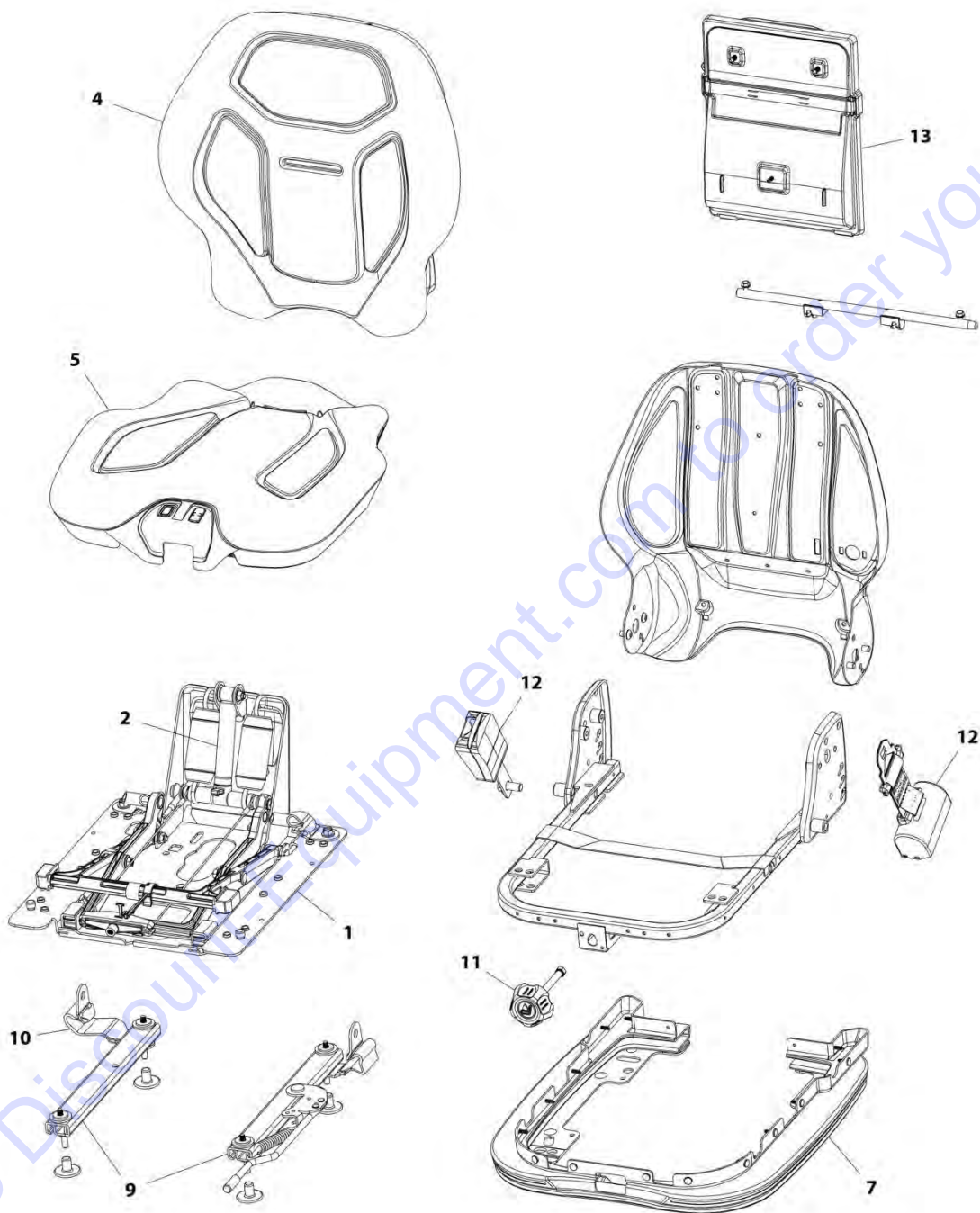


ART\_1001172401-C

FIGURE 6-30. LEVEL INDICATOR INSTALLATION

ITEM	PART NUMBER	QTY	DESCRIPTION	REV
1	1001172401 8466306	Ref 1	Level Indicator Installation Gauge, Tilt Angle	C

FIGURE 6-31. SEAT



ART\_1001197027-D

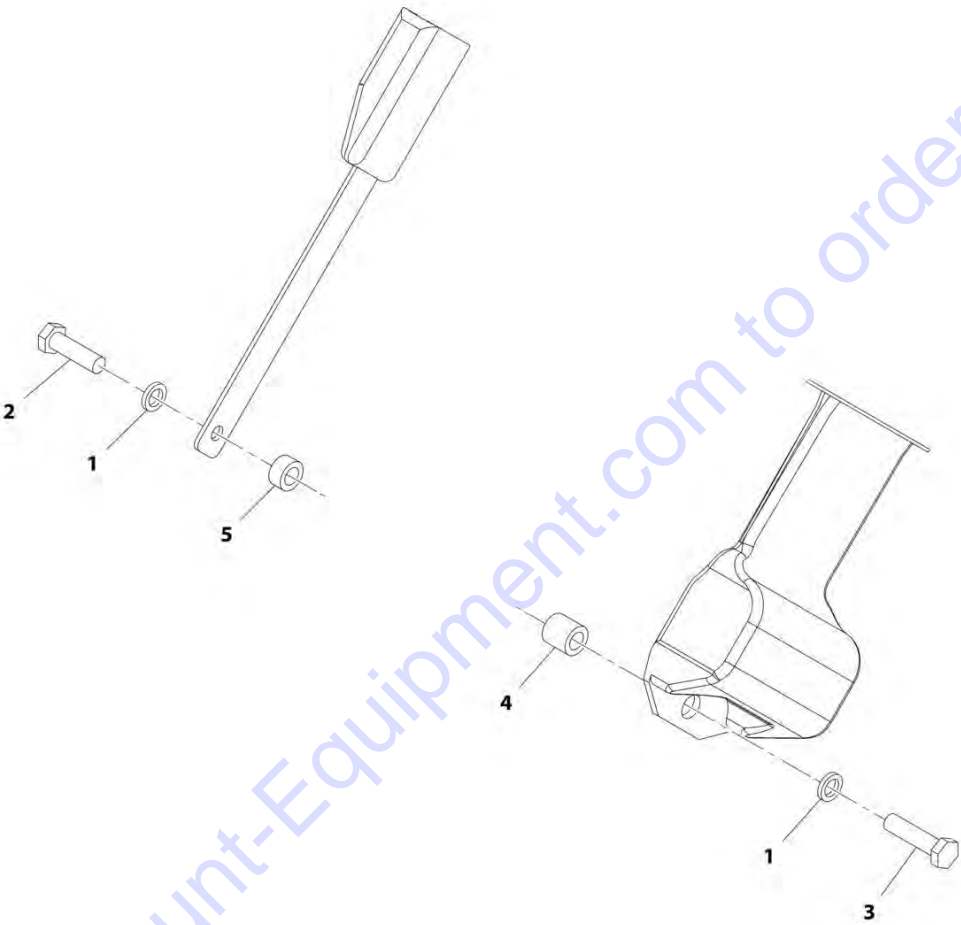


FIGURE 6-31. SEAT

ITEM	PART NUMBER	QTY	DESCRIPTION	REV
	1001197027	Ref	Seat	D
1	70027024	1	Suspension Assembly Kit	
2	70027025	1	Spring Saddle Assembly Kit	
4	70027026	1	Back Cushion Kit	
5	70027028	1	Seat Cushion Assembly Kit	
7	70027030	1	Boot Kit	
9	7026798	1	Adjuster Kit	
10	70027032	1	Tether Strap	
11	70027033	1	Weight Adjust Knob Kit	
12	70027034	2	Seat Belt Kit	
13	70027035	1	Document Box Kit	

SECTION 6 - CAB

FIGURE 6-32. SEAT BELT INSTALLATION (3IN)



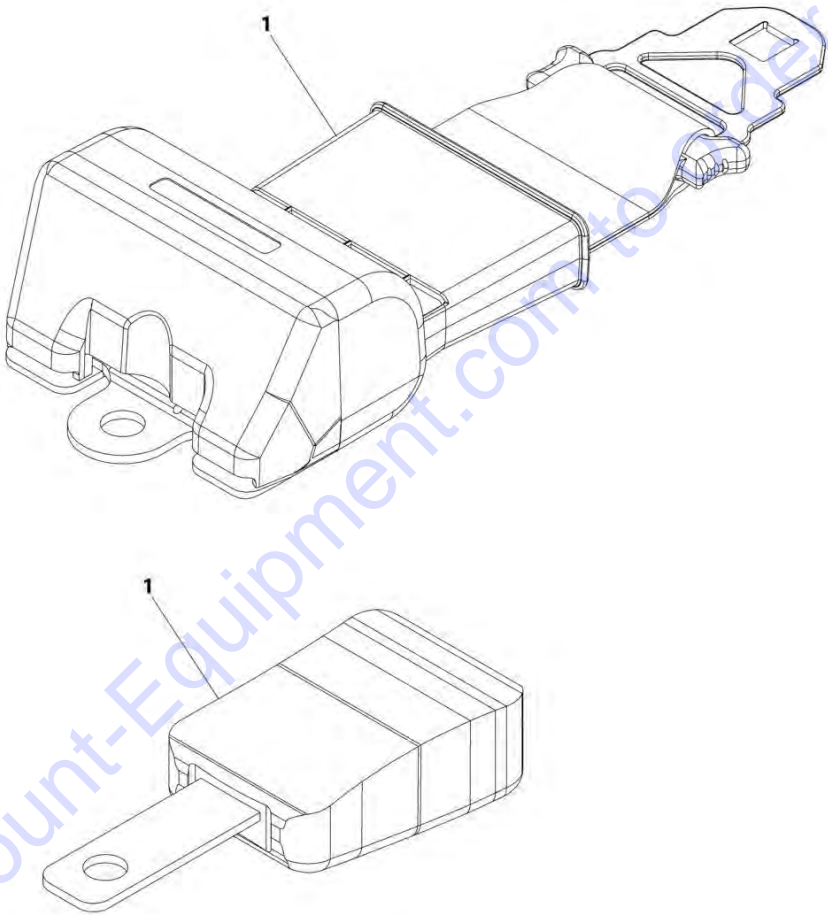
ART\_1001006731-B

FIGURE 6-32. SEAT BELT INSTALLATION (3IN)

ITEM	PART NUMBER	QTY	DESCRIPTION	REV
	1001006731	Ref	Seat Belt Installation (3IN)	B
1	1001010646	2	Washer	
2	1001010647	1	Bolt	
3	1001010648	1	Bolt	
4	1001010649	1	Spacer	
5	1001010650	1	Spacer	

SECTION 6 - CAB

FIGURE 6-33. SEAT BELT INSTALLATION (3 INCH)



ART\_1001215778-B

FIGURE 6-33. SEAT BELT INSTALLATION (3 INCH)

ITEM	PART NUMBER	QTY	DESCRIPTION	REV
1	1001215778	Ref	Seat Belt Installation (3 Inch)	B

Go to Discount-Equipment.com to order your parts

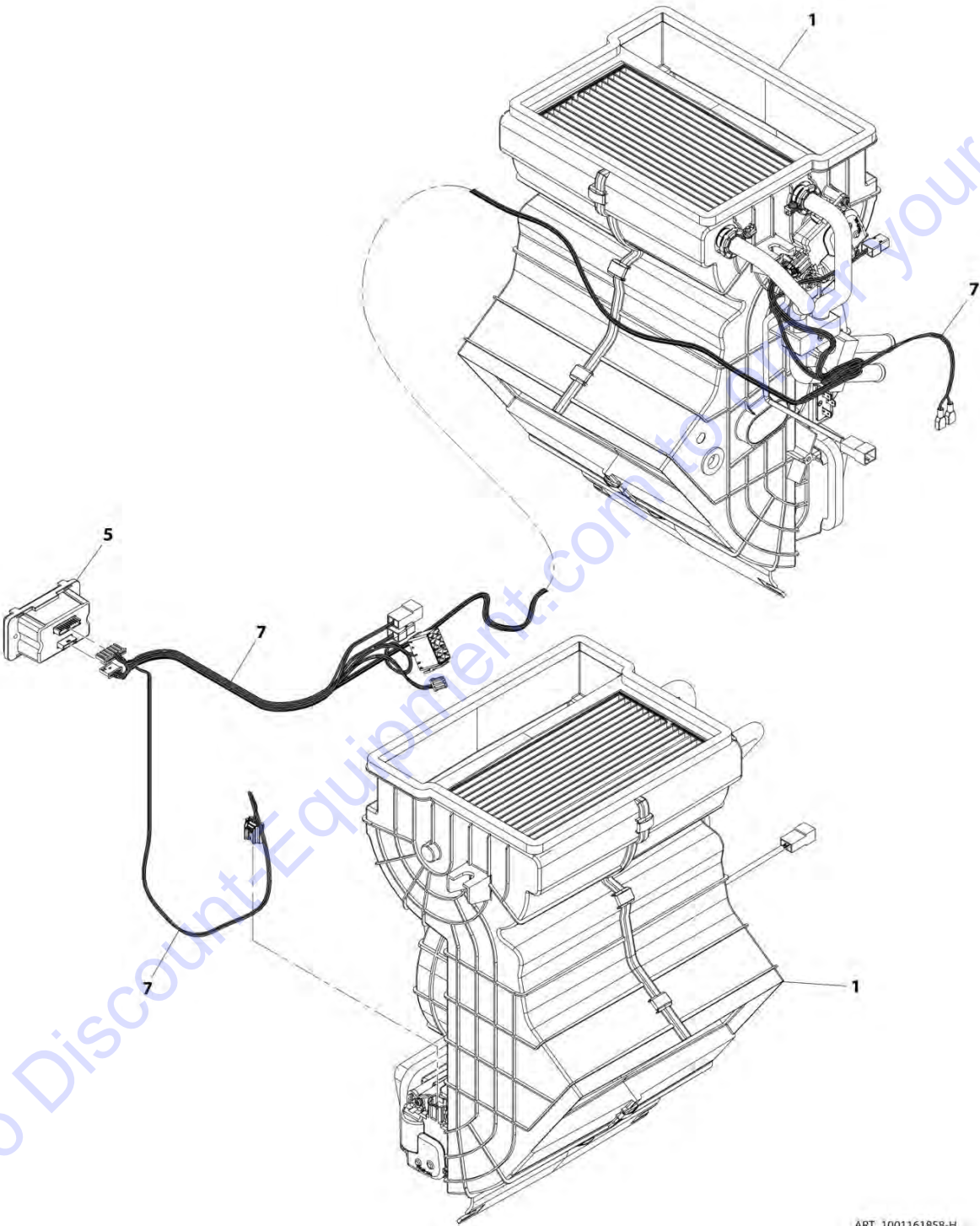
**FIGURE 6-34. HEATER INSTALLATION**



FIGURE 6-34. HEATER INSTALLATION

ITEM	PART NUMBER	QTY	DESCRIPTION	REV
	1001160043	Ref	Heater Installation	K
1	0760810	2	Bolt, M8X20	
2	3290401	2	Nut, M4X0.7	
3	4811400	2	Washer, M4	
4	4811902	2	Washer, M8	
5	4831400	2	Washer, Lock M4	
6	4831900	2	Washer, M8	
9	1001161858	1	Assembly, Heater (See Separate Breakdown in this Section)	
10	1001159925	1	Switch, HVAC Recycle	
14	1001218996	1	Filter, HVAC Air	
15	1001172553	1	Filter, HVAC Recirculation Air	
16	1001172547	1	Switch, HVAC Rotary 3 Speed	
17	1001172550	2	Knob, HVAC Control	
18	1001218529	1	Cable, HVAC	
19	1001188590	2	Grommet	
20	1001218542	2	Shim	
21	1001221059	1	Valve, Water	
22	1001221295	1	House	
23	8410009	2	Clamp	

FIGURE 6-35. HEATER ASSEMBLY



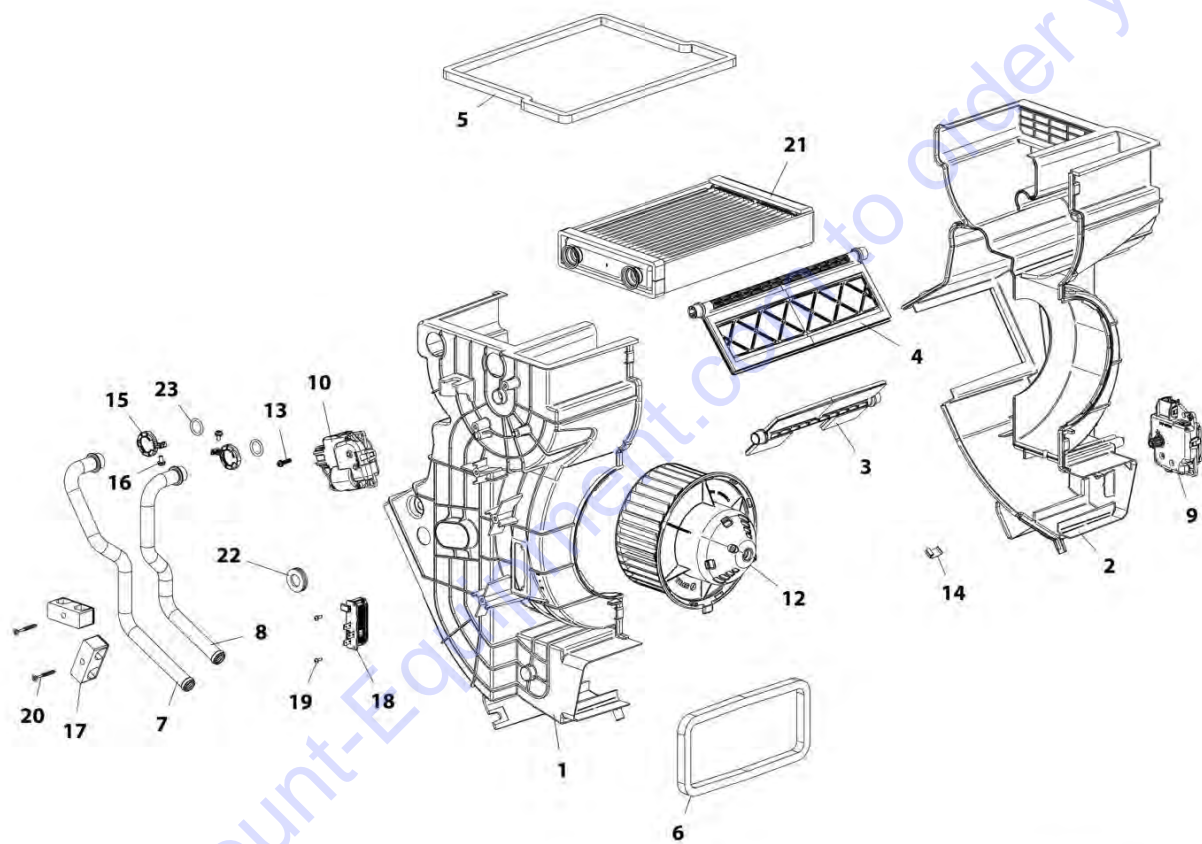
ART\_1001161858-H



FIGURE 6-35. HEATER ASSEMBLY

ITEM	PART NUMBER	QTY	DESCRIPTION	REV
1	1001161858	Ref	Heater Assembly	H
	1001152908	NLA	Heater, Cab (no longer available, use 1001221052), (For Service, See Separate Breakdown in this Section)	
5	1001221052	1	Heater, Cab (See Separate Breakdown in this Section)	
5	1001172551	1	Actuator, HVAC Cab (See Separate Breakdown in this Section)	
7	1001173571	1	Harness, HVAC Actuator	
7	1001221056	1	Harness, HVAC Actuator	

FIGURE 6-36. HEATER

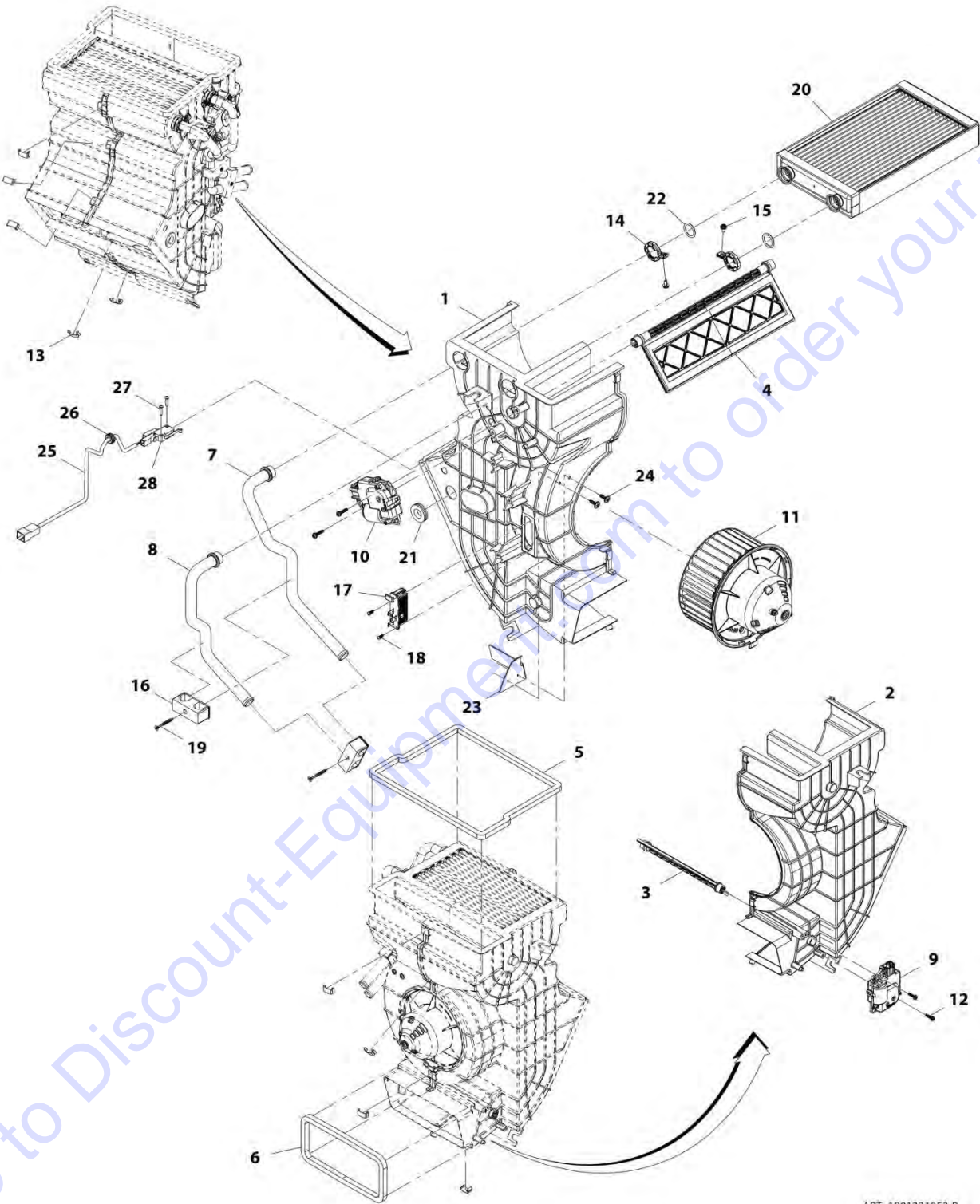


ART\_1001152908-E

FIGURE 6-36. HEATER

ITEM	PART NUMBER	QTY	DESCRIPTION	REV
	1001152908	NLA	Heater (no longer available, see items 1 through 23 for service or use 1001221052 for replacement)	E
1	1001166091	1	Housing, RH	
2	1001166092	1	Housing, LH	
3	1001184275	1	Flap, Recirculation with Foam	
4	1001184278	1	Flap, Mixing with Foam	
5	1001184294	1	Foam, Air Outlet	
6	1001184295	1	Foam, Air Inlet	
7	1001184296	1	Pipe, Water	
8	1001184297	1	Pipe, Water	
9	1001188577	1	Actuator, Fresh/Recirculation Air	
10	1001188578	1	Actuator, Hot/Cold	
12	1001188594	1	Fan, 12V	
13	1001188602	4	Screw	
14	1001188603	9	Clamp	
15	1001188604	2	Clamp	
16	1001188610	2	Screw	
17	1001188612	2	Clamp	
18	1001188614	1	Resistor	
19	1001188720	2	Screw	
20	1001188725	2	Screw	
21	1001188729	1	Radiator, Heater Core	
22	1001188733	1	Grommet	
23	1001189025	2	O-Ring	

FIGURE 6-37. HEATER



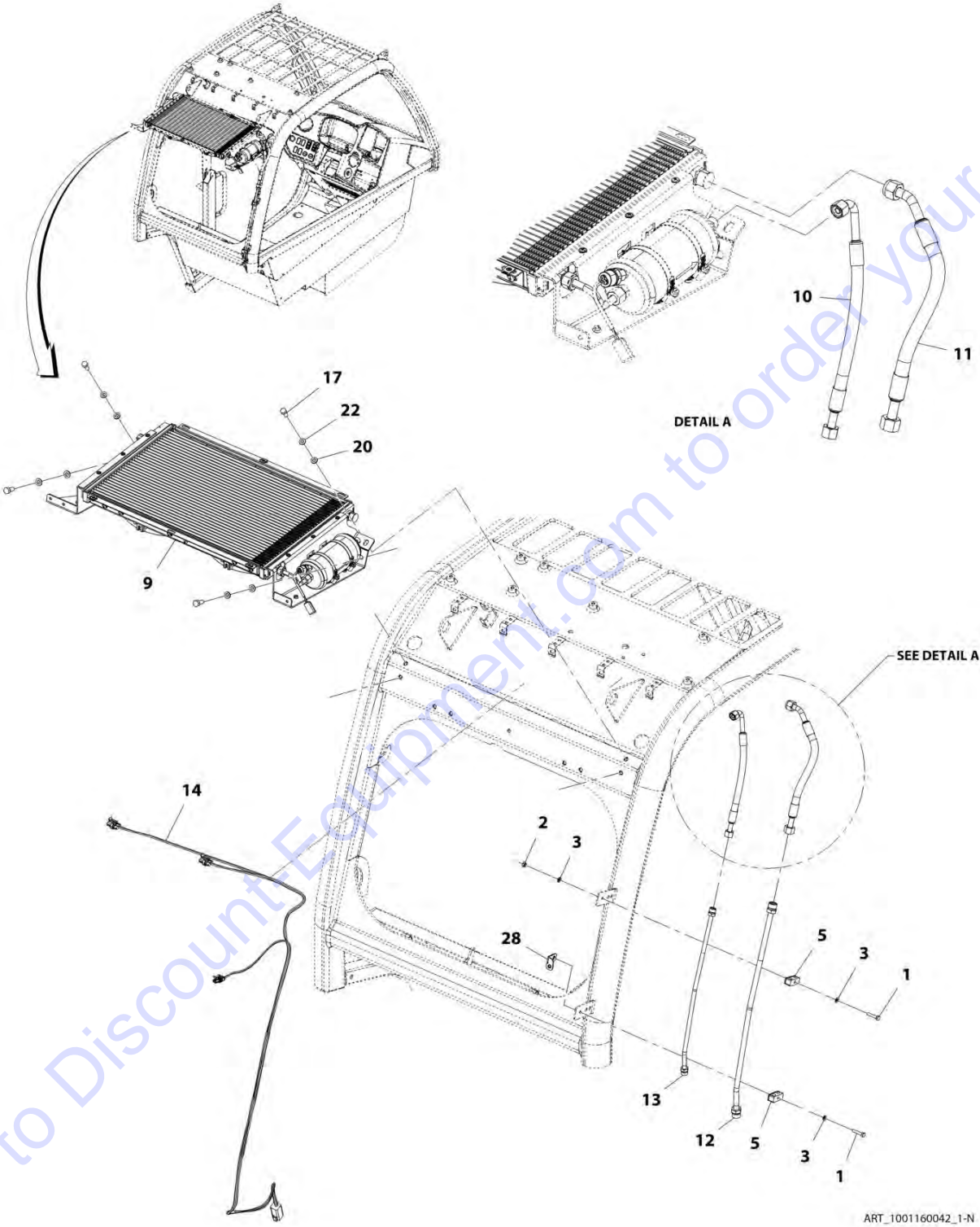
ART\_1001221052-B

FIGURE 6-37. HEATER

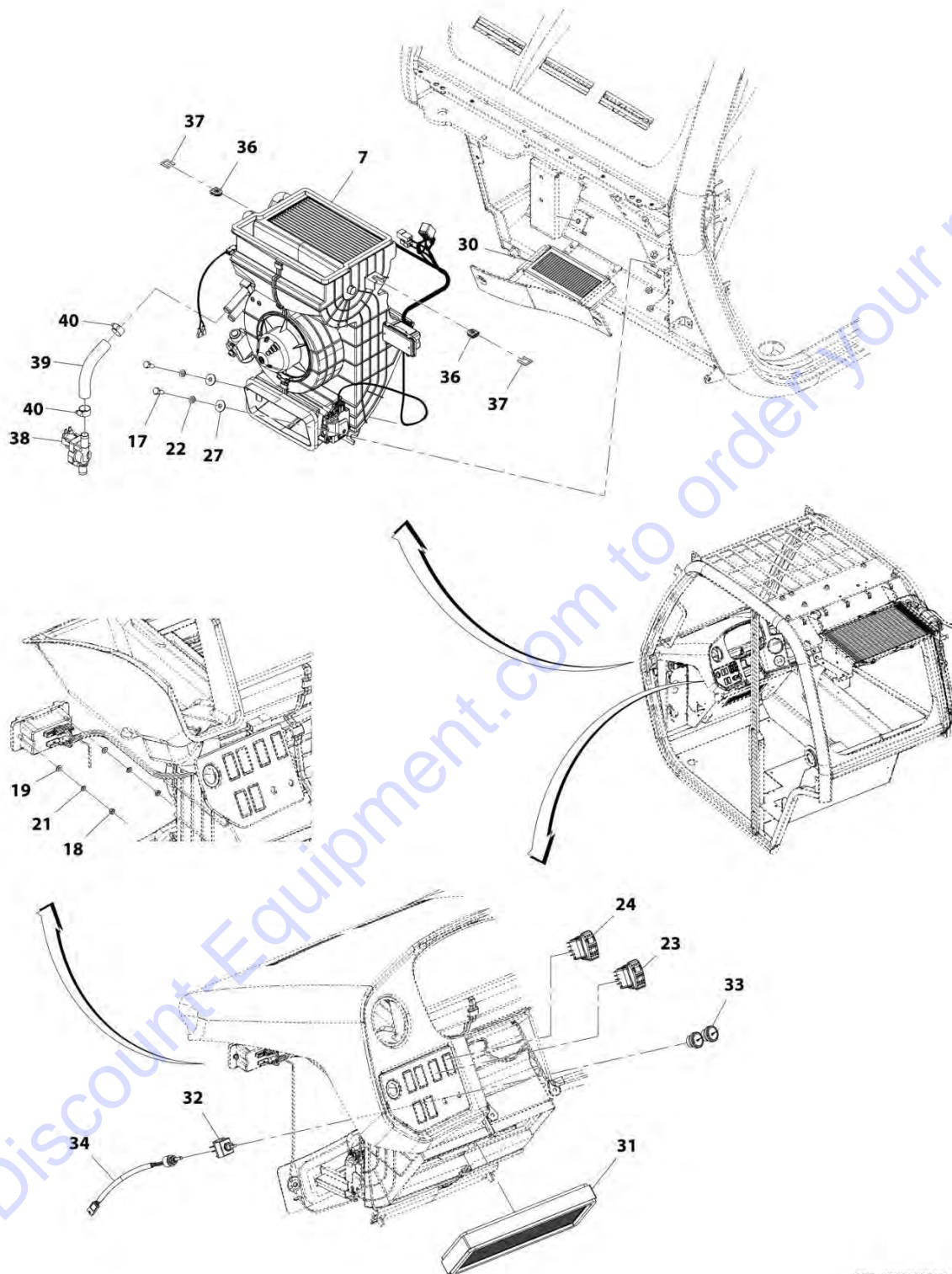
ITEM	PART NUMBER	QTY	DESCRIPTION	REV
	1001221052	Ref	Heater	B
1	1001166091	1	Housing, RH	
2	1001166092	1	Housing, LH	
3	1001184275	1	Flap, Recirculation with Foam	
4	1001184278	1	Flap, Mixing with Foam	
5	1001184294	1	Foam, Air Outlet	
6	1001184295	1	Foam, Air Inlet	
7	1001184296	1	Pipe, Water	
8	1001184297	1	Pipe, Water	
9	1001188577	1	Actuator, Fresh/Recirculation Air	
10	1001188578	1	Actuator, Hot/Cold	
11	1001188594	1	Fan, 12V	
12	1001188602	4	Screw	
13	1001188603	9	Clamp	
14	1001188604	2	Clamp	
15	1001188610	2	Screw	
16	1001188612	2	Clamp	
17	1001188614	1	Resistor	
18	1001188720	2	Screw	
19	1001188725	2	Screw	
20	1001188729	1	Radiator, Heater Core	
21	1001188733	1	Grommet	
22	1001189025	2	O-Ring	
23	1001221057	1	Plate	
24	1001221058	2	Screw	
25	1001228132	1	Harness, HVAC Sensor	
26	1001228140	1	Grommet	
27	1001228141	2	Screw	
28	1001228147	1	Valve, Water	

SECTION 6 - CAB

FIGURE 6-38. HEATER AND A/C INSTALLATION (CAB PARTS)







ART\_1001160042\_2-N

## SECTION 6 - CAB

**FIGURE 6-38. HEATER AND A/C INSTALLATION (CAB PARTS)**

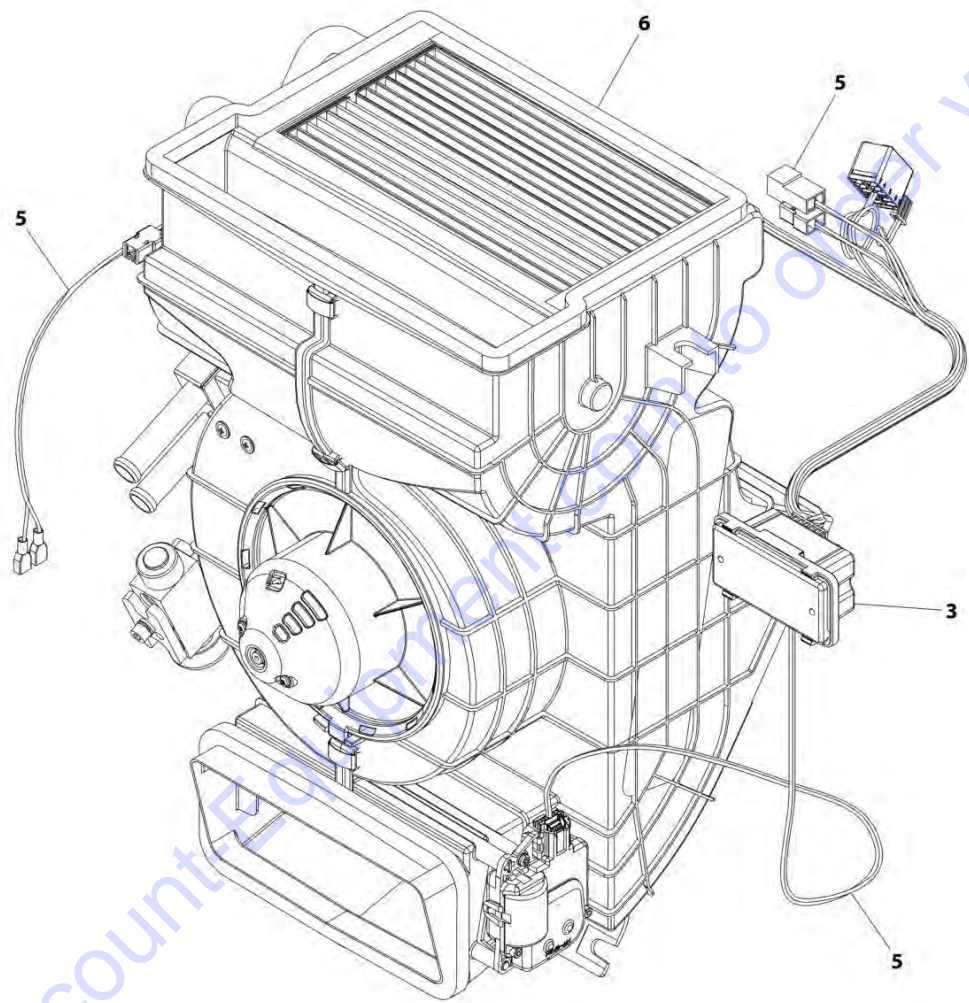
ITEM	PART NUMBER	QTY	DESCRIPTION	REV
	1001160042	Ref	Heater and A/C Installation (cab parts)	N
1	0700614	2	Bolt, M6X30	
2	3290601	1	Nut, M6X1	
3	4811700	3	Washer, M6	
5	1001145539	2	Support, Pipe	
7	1001188303	1	Assembly, Heater and A/C (See Separate Breakdown in this Section)	
9	1001162953	1	Assembly, Cab Condenser (See Separate Breakdown in this Section)	
10	1001168327	1	Hose	
11	1001168330	1	Hose	
12	1001168331	1	Tube	
13	1001168456	1	Tube	
14	1001169151	1	Harness, A/C Option (See Separate Breakdown in Electrical Section)	
17	0760810	6	Bolt, M8X20 GR8.8	
18	3290401	2	Nut, M4X0.7	
19	4811400	2	Washer, M4	
20	4811900	4	Washer, M8	
21	4831400	2	Washer, Lock M4	
22	4831900	6	Washer, Lock M8	
23	1001159925	1	Switch, HVAC Recycle	
24	1001160326	1	Switch, HVAC On/Off	
27	4811902	2	Washer, M8	
28	1001178170	1	Bracket	
30	1001218996	1	Filter, HVAC Fresh Air	
31	1001172553	1	Filter, HVAC Air Recirculation	
32	1001172547	1	Switch, HVAC Rotary 3 Speed	
33	1001172550	2	Knob, HVAC Control	
34	1001218529	1	Cable, HVAC	
35	1320022	1	Clamp	
36	1001188590	2	Grommet	
37	1001218542	2	Shim	
38	1001221059	1	Valve, Water	
39	1001221295	1	Hose	
40	8410009	2	Clamp	





SECTION 6 - CAB

FIGURE 6-39. HEATER AND A/C ASSEMBLY



ART\_1001188303-G

FIGURE 6-39. HEATER AND A/C ASSEMBLY

ITEM	PART NUMBER	QTY	DESCRIPTION	REV
	1001188303	Ref	Heater and A/C Assembly	G
3	1001172551	1	Actuator, HVAC Cab (See Separate Breakdown in this Section)	
5	1001221056	1	Harness, HVAC Actuator	
6	1001221054	1	Heater and A/C (See Separate Breakdown in this Section)	

## 588

943


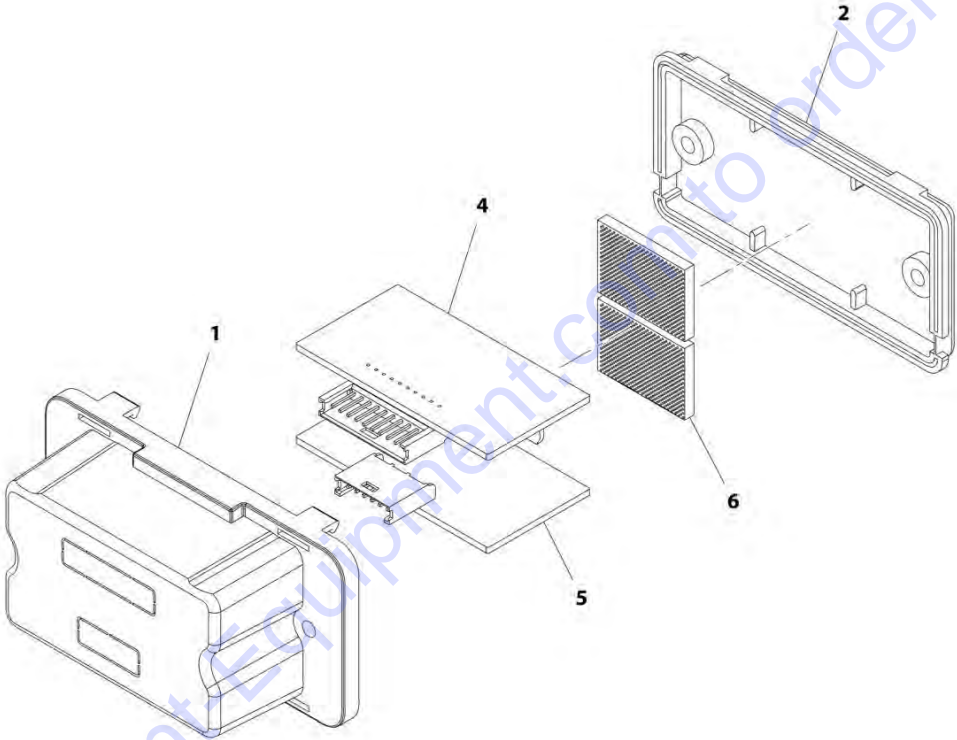


FIGURE 6-40. HEATER AND A/C

ITEM	PART NUMBER	QTY	DESCRIPTION	REV
	1001221054	Ref	Heater and A/C	B
1	1001166091	1	Housing, HVAC RH	
2	1001166092	1	Housing, HVAC LH	
3	1001184275	1	Foam, Heater Flap	
4	1001184278	1	Foam, Heater Mixing Flap	
5	1001184280	1	Evaporator, Heater	
6	1001184294	1	Seal, Heater Foam	
7	1001184295	1	Seal, Air Inlet Foam	
8	1001184296	1	Pipe, Heater Water	
9	1001184297	1	Pipe, Heater Water	
10	1001184427	1	Pipe, Heater	
11	1001188577	1	Actuator, Fresh/Recirculation Air	
12	1001188578	1	Actuator, Hot/Cold Mixing	
13	1001188592	1	Valve, HVAC Expansion	
14	1001188594	1	Fan, HVAC Centrifugal 12V	
15	1001188602	4	Screw, M4	
16	1001188603	9	Clamp, HVAC Case	
17	1001188604	2	Clamp, HVAC Pipe	
18	1001188610	2	Screw, M4X0.7	
19	1001188612	3	Clamp, Pipe	
20	1001188614	1	Resistor	
21	1001188618	4	Screw, M5	
22	1001188619	1	Screw, M6	
23	1001188720	2	Screw, M2.9X9.5	
24	1001188725	3	Screw, M4X35	
25	1001188728	1	Sensor, HVAC Thermostat	
26	1001188729	1	Radiator, Heater Core	
27	1001188733	1	Grommet	
28	1001188817	1	Clamp, Hose	
29	1001188818	1	Clamp, HVAC EVAP/Valve	
30	1001189023	1	O-Ring	
31	1001189024	1	O-Ring	
32	1001189025	2	O-Ring	
33	1001189048	1	Washer	
34	1001189054	1	Washer, Spring	
35	1001221057	1	Plate	
36	1001221058	2	Screw	
37	1001228132	1	Harness, HVAC Sensor	
38	1001228140	1	Grommet	
39	1001228141	2	Screw	
40	1001228147	1	Valve, Water Sensor	

SECTION 6 - CAB

FIGURE 6-41. HVAC CAB ACTUATOR



ART\_1001172551-C

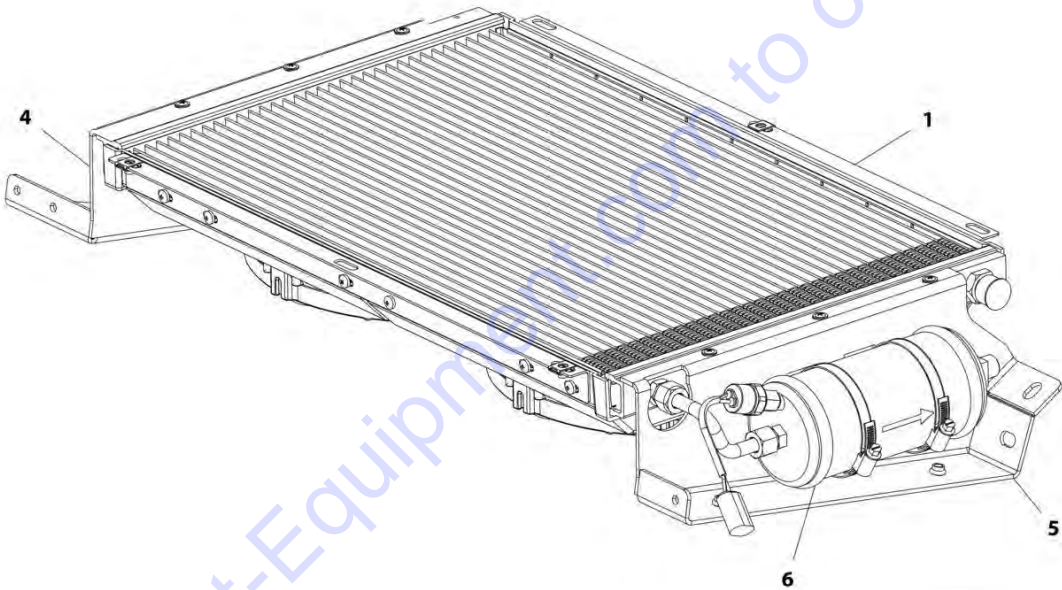
FIGURE 6-41. HVAC CAB ACTUATOR

ITEM	PART NUMBER	QTY	DESCRIPTION	REV
	1001172551	Ref	HVAC Cab Actuator	C
1	1001184306	1	Box, Heater Controller	
2	1001184307	1	Base, Heater Controller Box	
4	1001184309	1	Board, Heater Control	
5	1001184310	1	Board, Heater Control	
6	1001189980	2	Insulator, Heater Controller Box	



SECTION 6 - CAB

FIGURE 6-42. CAB CONDENSER ASSEMBLY



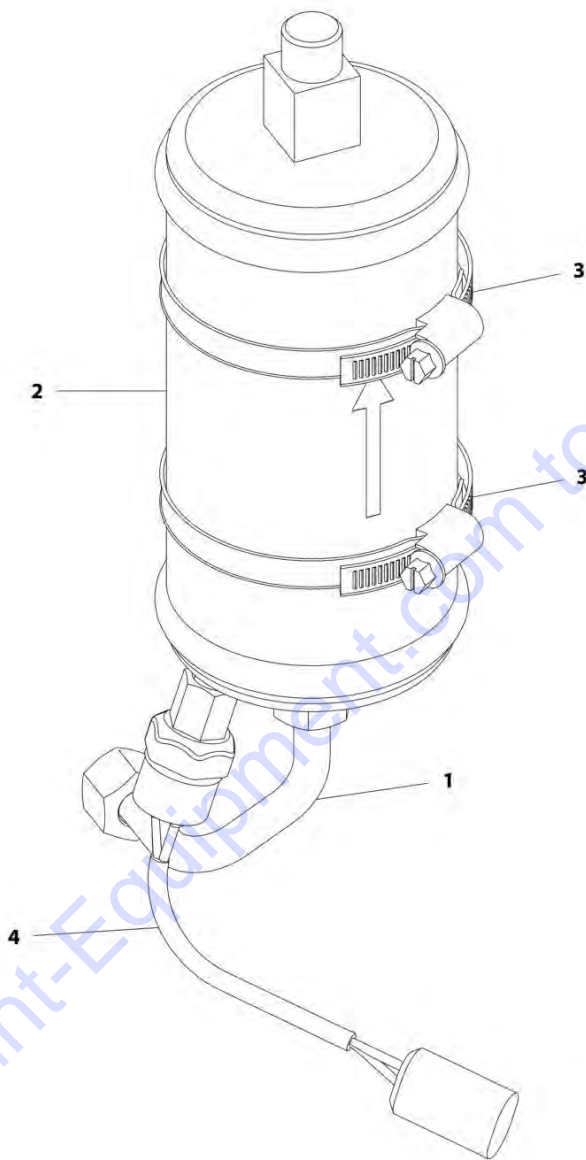
ART\_1001162953-F



FIGURE 6-42. CAB CONDENSER ASSEMBLY

ITEM	PART NUMBER	QTY	DESCRIPTION	REV
	1001162953	Ref	Cab Condenser Assembly	F
1	1001167266	1	Condenser (See Separate Breakdown in this Section)	
4	1001179080	1	Bracket	
5	1001179081	1	Bracket	
6	1001179130	1	Drier, A/C Receiver (See Separate Breakdown in this Section)	

FIGURE 6-43. A/C RECEIVER DRIER



ART\_1001179130-B

# PARTS FINDER

**Search Website  
by Part Number**

**Discount  
Equipment**

Check out our new website for the latest in equipment parts. We have a huge inventory of parts for all your equipment needs. We have a huge inventory of parts for all your equipment needs. We have a huge inventory of parts for all your equipment needs.

**Where Service Makes No Difference!!!**

Enter your vehicle information to get the parts you need.

[Go](#)

Make/Model/Year

Optional Equip

Enter Make/Model/Year

Enter Make/Model/Year

[Go](#)

FREE Shipping on Sales/Orders!

[View Details](#)

[View Details](#)

[View Details](#)

[View Details](#)

[View Details](#)

[View Details](#)

[View Details](#)

[View Details](#)

[View Details](#)

[View Details](#)

[View Details](#)

[View Details](#)

**Search Manual  
Library For Parts  
Manual & Lookup Part  
Numbers – Purchase  
or Request Quote**

**Search Manuals**

Please select a manual from the list below to view the parts manual.

Brand	<input type="text"/>
Model	<input type="text"/>
Year	<input type="text"/>
Serial	<input type="text"/>
File Location	<input type="text"/>
Download	<input type="button" value="Download"/>
<input type="button" value="Search"/>	

**Can't Find Part or  
Manual? Request Help  
by Manufacturer,  
Model & Description**

**Parts Order Form**

Please fill in the information below.

**Manufacturer**

**Model**

**Description**

**Quantity**

**Price**

**Notes**

**Comments**

**Order**

**Cancel**

**Back**

**Next**

**Home**

**Search**

**Help**

**FAQ**

**Contact**

**Privacy**

**Terms**

**Site Map**

**Feedback**

Discount-Equipment.com is your online resource for quality parts & equipment.

Florida: 561-964-4949 Outside Florida TOLL FREE: 877-690-3101

## Need parts?

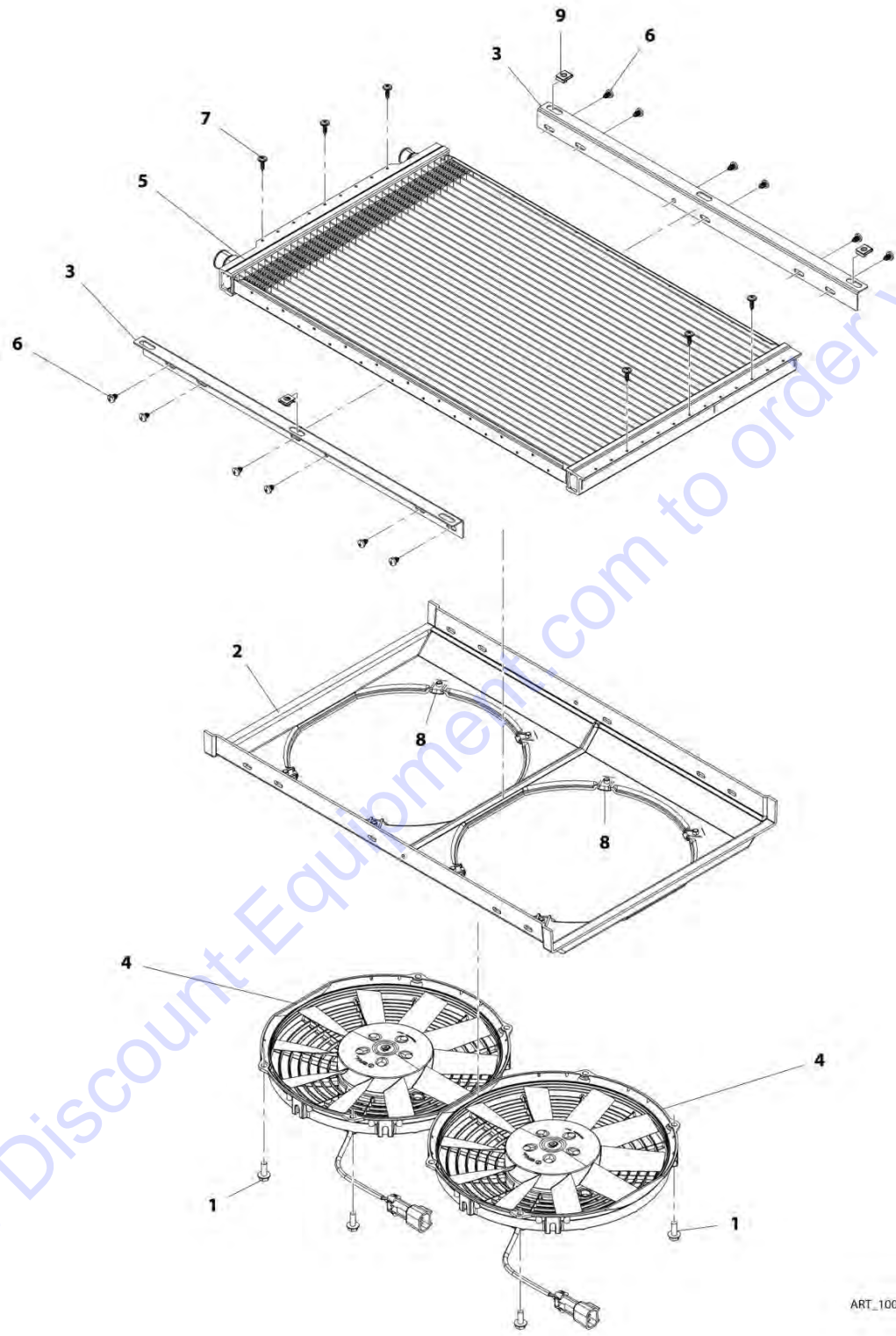
Click on this link: <http://www.discount-equipment.com/category/5443-parts/> and choose one of the options to help get the right parts and equipment you are looking for. Please have the machine model and serial number available in order to help us get you the correct parts. If you don't find the part on the website or on one of the online manuals, please fill out the request form and one of our experienced staff members will get back to you with a quote for the right part that your machine needs.

We sell worldwide for the brands: Genie, Terex, JLG, MultiQuip, Mikasa, Essick, Whiteman, Mayco, Toro Stone, Diamond Products, Generac Magnum, Airman, Haulotte, Barreto, Power Blanket, Nifty Lift, Atlas Copco, Chicago Pneumatic, Allmand, Miller Curber, Skyjack, Lull, Skytrak, Tsurumi, Husquvarna Target, Stow, Wacker, Sakai, Mi-T-M, Sullair, Basic, Dynapac, MBW, Weber, Bartell, Bennar Newman, Haulotte, Ditch Runner, Menegotti, Morrison, Contec, Buddy, Crown, Edco, Wyco, Bomag, Laymor, EZ Trench, Bil-Jax, F.S. Curtis, Gehl Pavers, Heli, Honda, ICS/PowerGrit, IHI, Partner, Imer, Clipper, MMD, Koshin, Rice, CH&E, General Equipment ,Amida, Coleman, NAC, Gradall, Square Shooter, Kent, Stanley, Tamco, Toku, Hatz, Kohler, Robin, Wisconsin, Northrock, Oztec, Toker TK, Rol-Air, APT, Wylie, Ingersoll Rand / Doosan, Innovatech, Con X, Ammann, Mecalac, Makinex, Smith Surface Prep, Small Line, Wanco, Yanmar

FIGURE 6-43. A/C RECEIVER DRIER

ITEM	PART NUMBER	QTY	DESCRIPTION	REV
	1001179130	Ref	A/C Receiver Drier	B
1	1001184403	1	Tube, Heater	
2	1001184404	1	Receiver, Heater Drier	
3	1001184405	2	Clamp	
4	1001184406	1	Connector, Heater	

FIGURE 6-44. CONDENSER



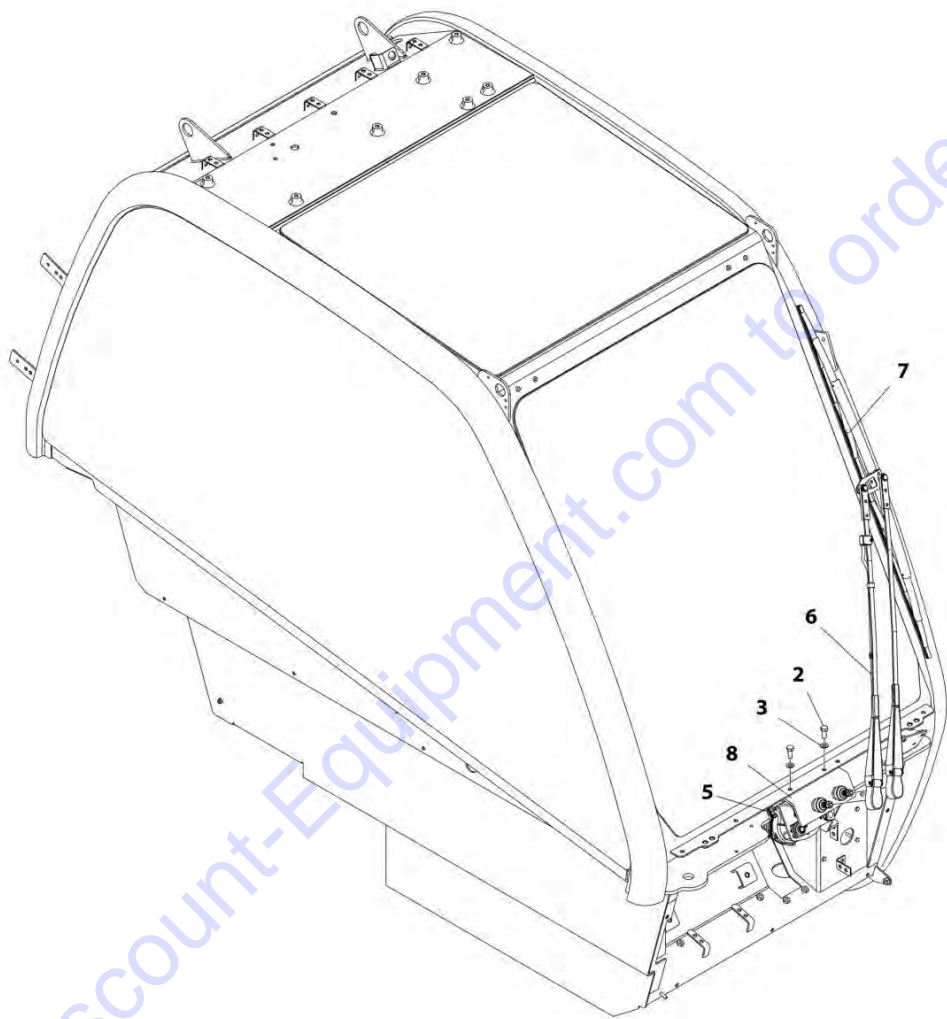
ART\_1001167266-C

FIGURE 6-44. CONDENSER

ITEM	PART NUMBER	QTY	DESCRIPTION	REV
	1001167266	Ref	Condenser	C
1	5250608	8	Bolt, M6X16	
2	1001195342	1	Bracket, Condenser Fan Mount	
3	1001195343	2	Support, Condenser	
4	1001195345	2	Fan, Condenser	
5	1001195346	1	Condenser	
6	1001195385	12	Screw, M3.9X9.5	
7	1001195386	6	Screw, M4.2X16	
8	1001195437	8	Clip, M6X1	
9	1001195438	3	Clip, M6X1	

SECTION 6 - CAB

FIGURE 6-45. FRONT WIPER INSTALLATION



ART\_1001155447-G

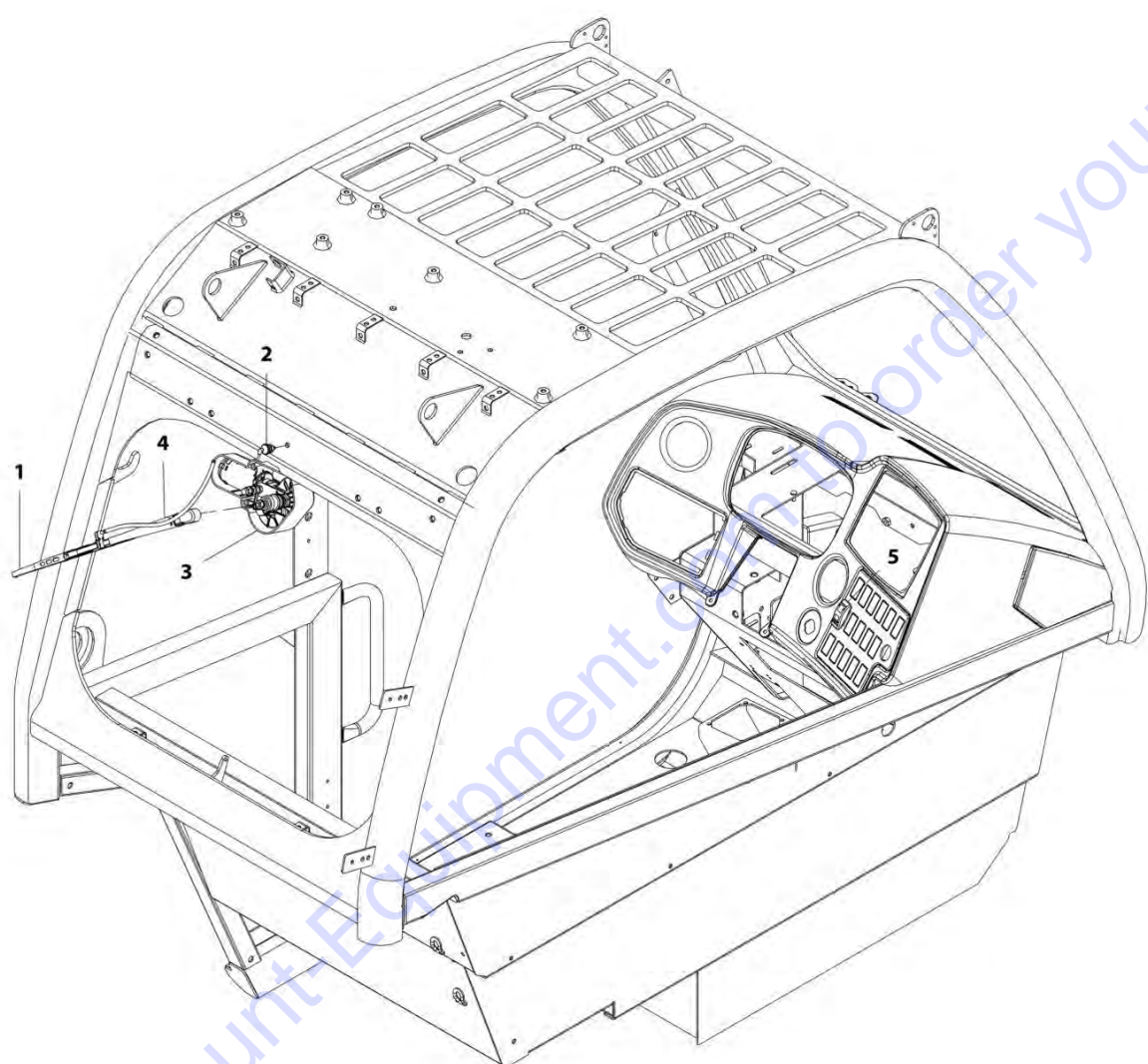
FIGURE 6-45. FRONT WIPER INSTALLATION

ITEM	PART NUMBER	QTY	DESCRIPTION	REV
	1001155447	Ref	Front Wiper Installation	G
2	0760810	2	Bolt, M8X20	
3	4811900	2	Washer, M8	
5	1001214092	1	Motor, Front Wiper	
6	1001212369	1	Arm, Front Wiper	
7	1001141281	1	Blade, Wiper	
8	1001165637	1	Bracket	



SECTION 6 - CAB

FIGURE 6-46. REAR WIPER INSTALLATION



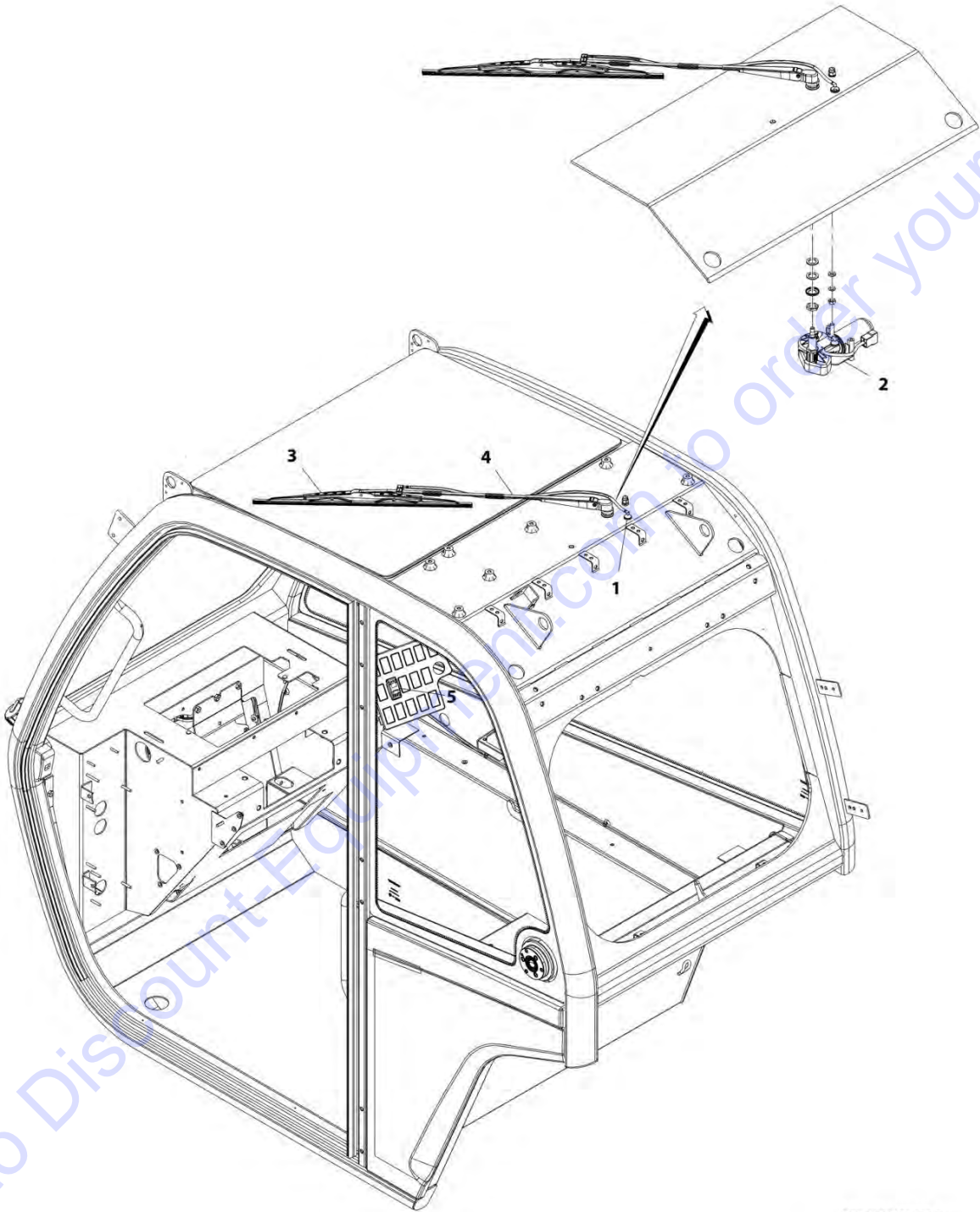
ART\_1001176164-B

FIGURE 6-46. REAR WIPER INSTALLATION

ITEM	PART NUMBER	QTY	DESCRIPTION	REV
	1001176164	1	Rear Wiper Installation	B
1	4807718	1	Blade, Wiper	
2	1001090343	1	Connector	
3	1001139552	1	Motor, Rear Wiper Window	
4	1001141312	1	Arm, Rear Window Wiper Blade	
5	1001159735	1	Switch, Rear Wiper	

SECTION 6 - CAB

FIGURE 6-47. ROOF WIPER INSTALLATION



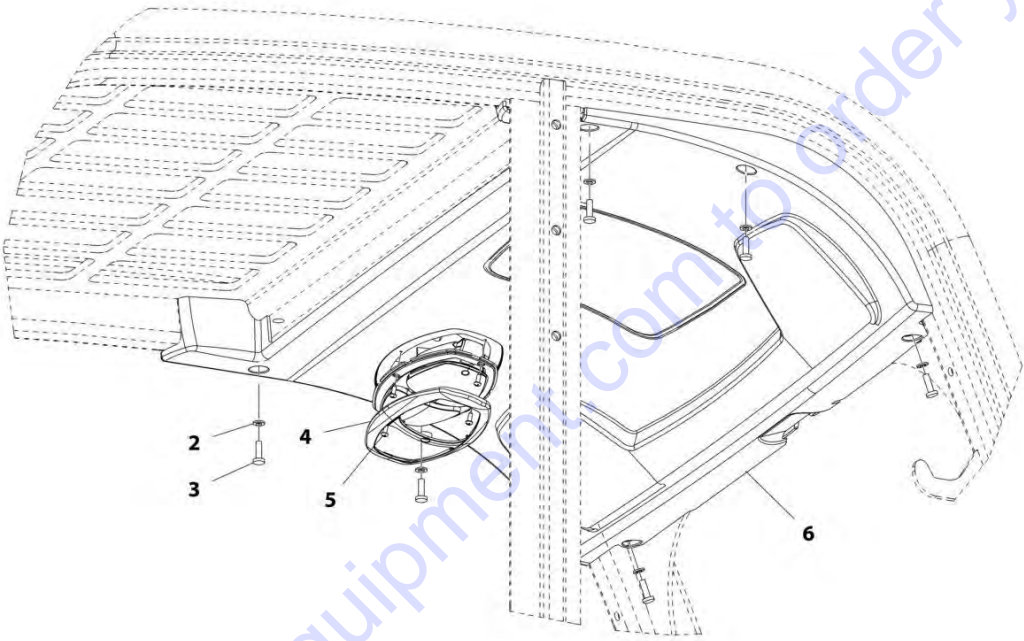
ART\_1001155486-B

FIGURE 6-47. ROOF WIPER INSTALLATION

ITEM	PART NUMBER	QTY	DESCRIPTION	REV
	1001155486	Ref	Roof Wiper Installation	B
1	1001090343	1	Connector	
2	1001139551	1	Motor, Roof Wiper	
3	1001141313	1	Blade, Roof Wiper	
4	1001141311	1	Arm, Roof Wiper Blade	
5	1001159736	1	Switch, Roof Wiper	

SECTION 6 - CAB

FIGURE 6-48. HEADLINER INSTALLATION



ART\_1001170717-D

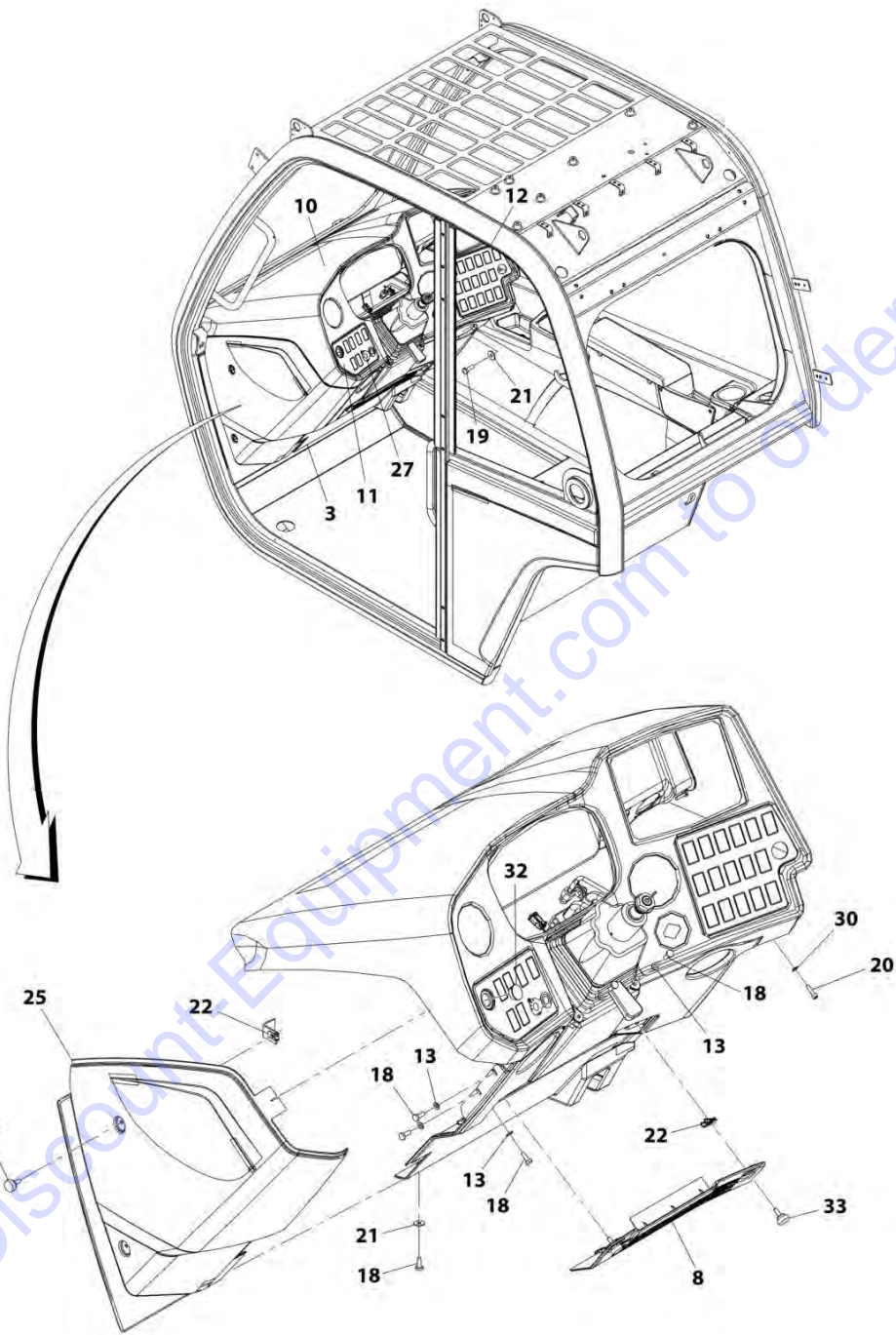
FIGURE 6-48. HEADLINER INSTALLATION

ITEM	PART NUMBER	QTY	DESCRIPTION	REV
	1001170717	Ref	Headliner Installation	D
2	4811700	6	Washer, M6	
3	4010610002	6	Screw, M6X20	
4	1001167015	1	Lamp	
5	7029486	4	Screw	
6	1001161069	1	Panel, Headliner	

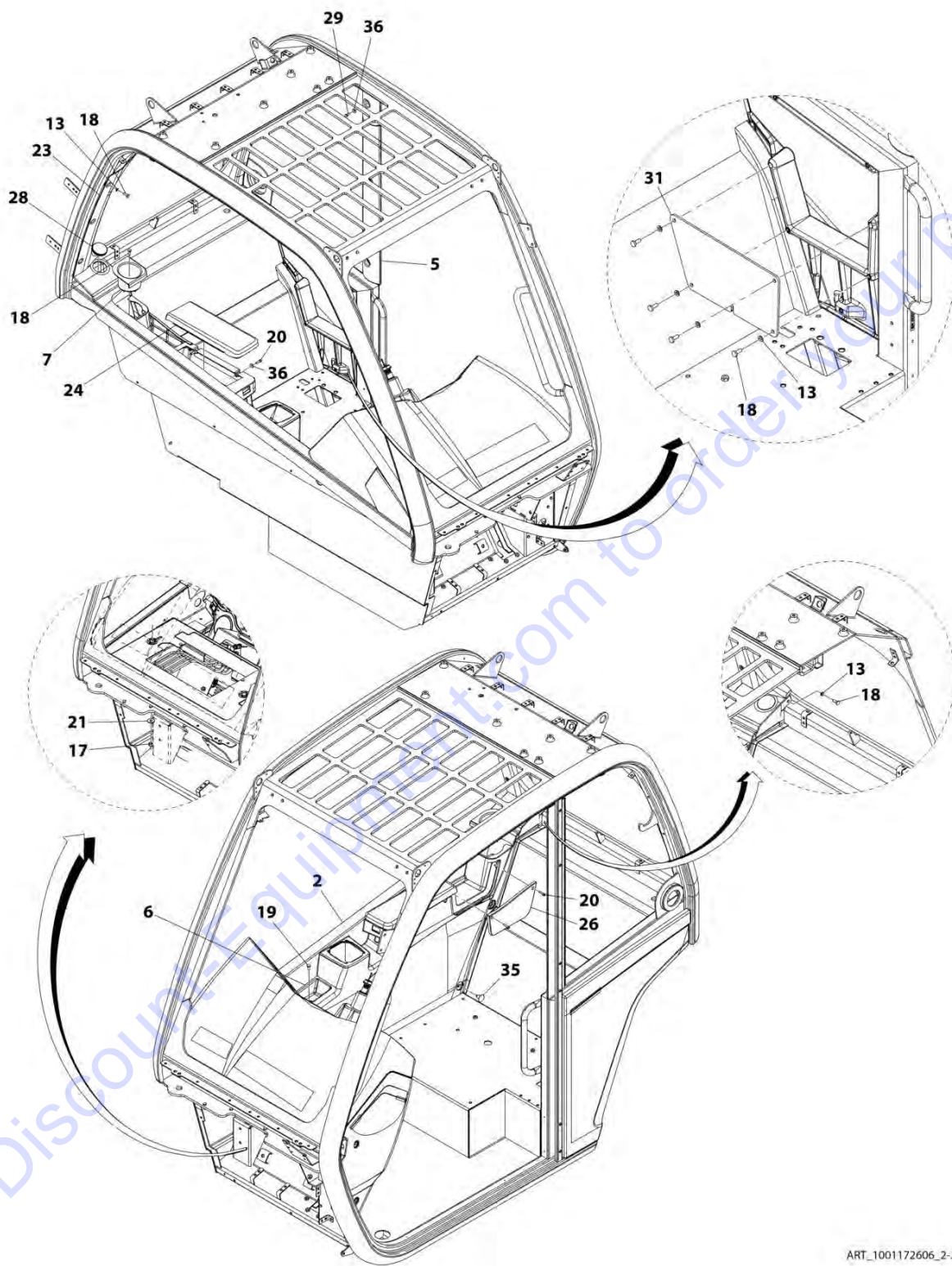


SECTION 6 - CAB

FIGURE 6-49. OPEN CAB TRIM INSTALLATION



ART\_1001172606\_1-J



ART\_1001172606\_2-J



## SECTION 6 - CAB

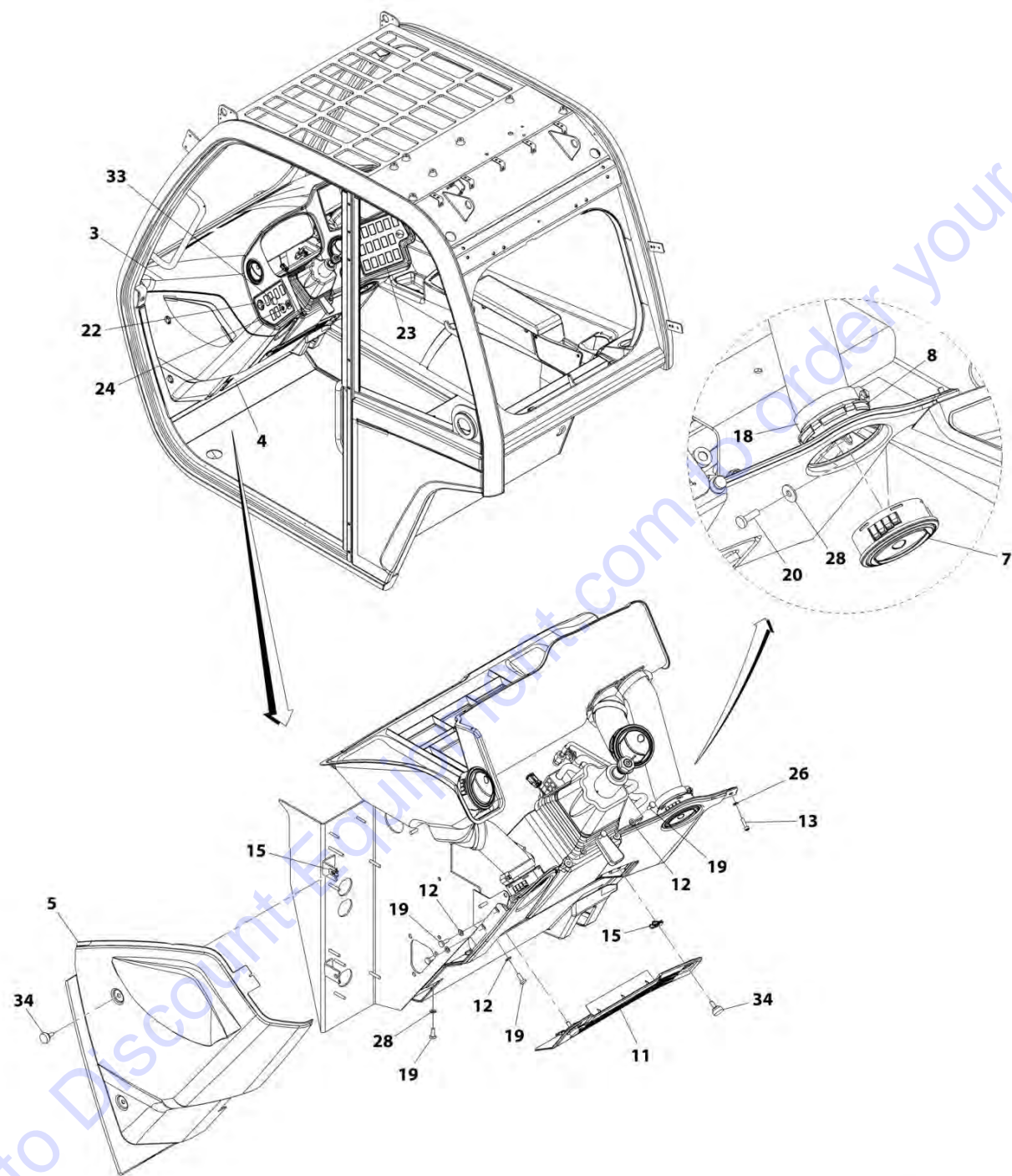
**FIGURE 6-49. OPEN CAB TRIM INSTALLATION**

ITEM	PART NUMBER	QTY	DESCRIPTION	REV
	1001172606	Ref	Open Cab Trim Installation	J
2	1001169605	1	Cover, Side	
3	1001175904	1	Panel, Lower Dash	
5	1001161251	NLA	Panel, Cover (no longer available, use 1001219076 for replacement)	
5	1001219076	1	Panel, Cover	
6	1001169603	1	Panel, Trinket Tray	
7	1001170518	1	Holder, Cup	
8	1001170506	NLA	Panel, Recirculation Grille Cover (no longer available, use 1001170504 for replacement)	
8	1001170504	1	Panel, Recirculation Grille Cover	
10	1001172608	1	Panel, Dash	
11	1001219864	1	Plate, LH Switch	
12	1001219865	1	Plate, RH Switch	
13	4811700001	14	Washer, M6	
17	3290605	2	Nut, Lock M6X1 Grade 8	
18	4010608002	18	Screw, Posi-Drive M6X16 GR4.8	
19	4010610002	2	Screw, Posi-Drive M6X20 GR4.8	
20	4031608001	5	Screw, M5X20	
21	4811702001	6	Washer, M6	
22	8305919	4	Nut, M6	
23	1001191617	1	Panel, Cover	
24	1001161854	1	Armrest	
25	1001161855	1	Panel, LH Dash	
26	1001173965	1	Bezel, RH	
27	1001190347	1	Decal, No HVAC	
28	1001223265	1	Plug	
29	4010508002	3	Screw, Posi-Drive M5X16	
30	4811600	1	Washer, M5	
31	1001185179	1	Cover, LH Rear Panel	
32	1001190589	1	Blanking Plug	
33	1001208308	4	Screw, M6X15	
35	1001211907	1	Screw	
36	4811602001	5	Washer, M5	

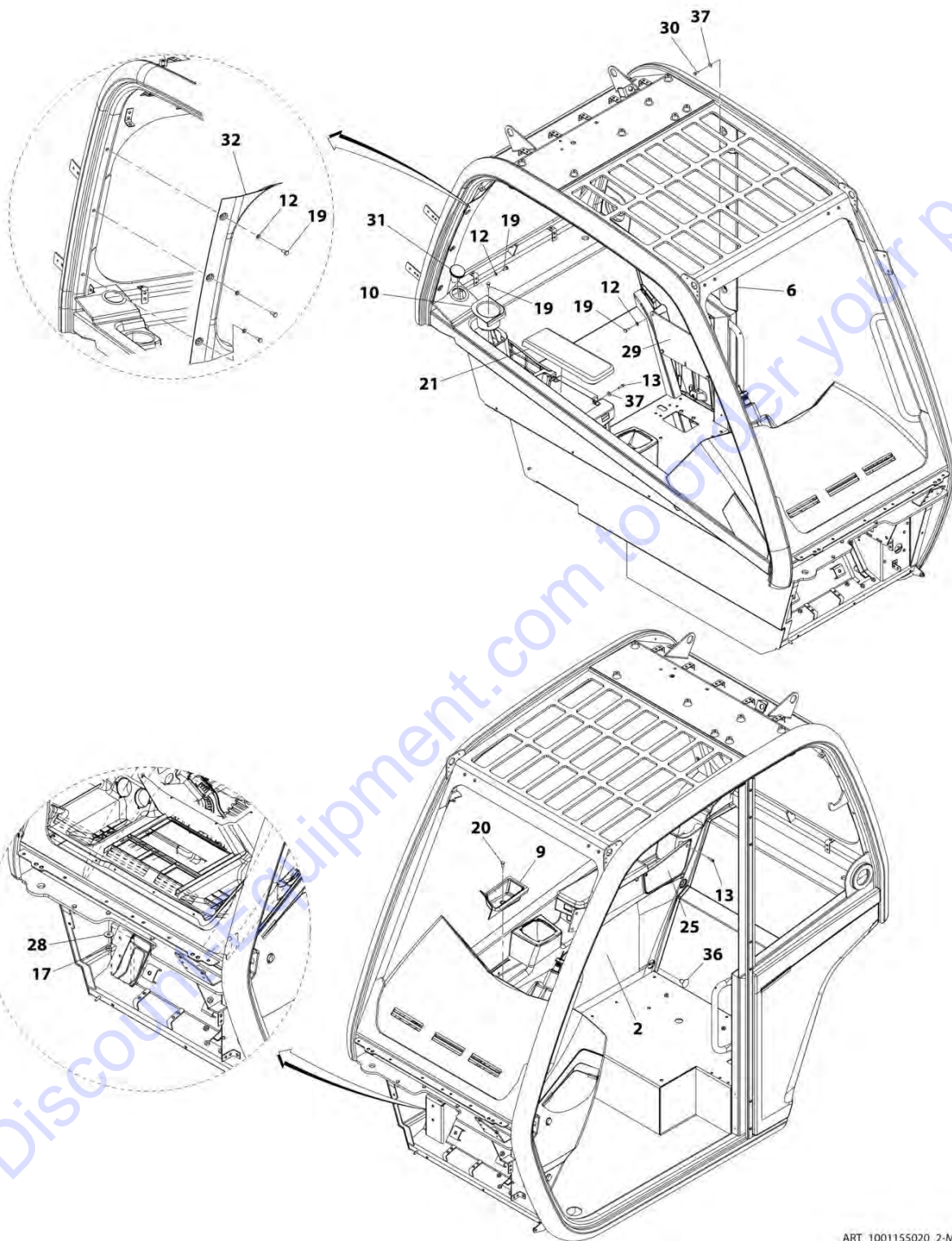


SECTION 6 - CAB

FIGURE 6-50. ENCLOSED CAB TRIM INSTALLATION



ART\_1001155020\_1-M



ART\_1001155020\_2-M

## SECTION 6 - CAB

**FIGURE 6-50. ENCLOSED CAB TRIM INSTALLATION**

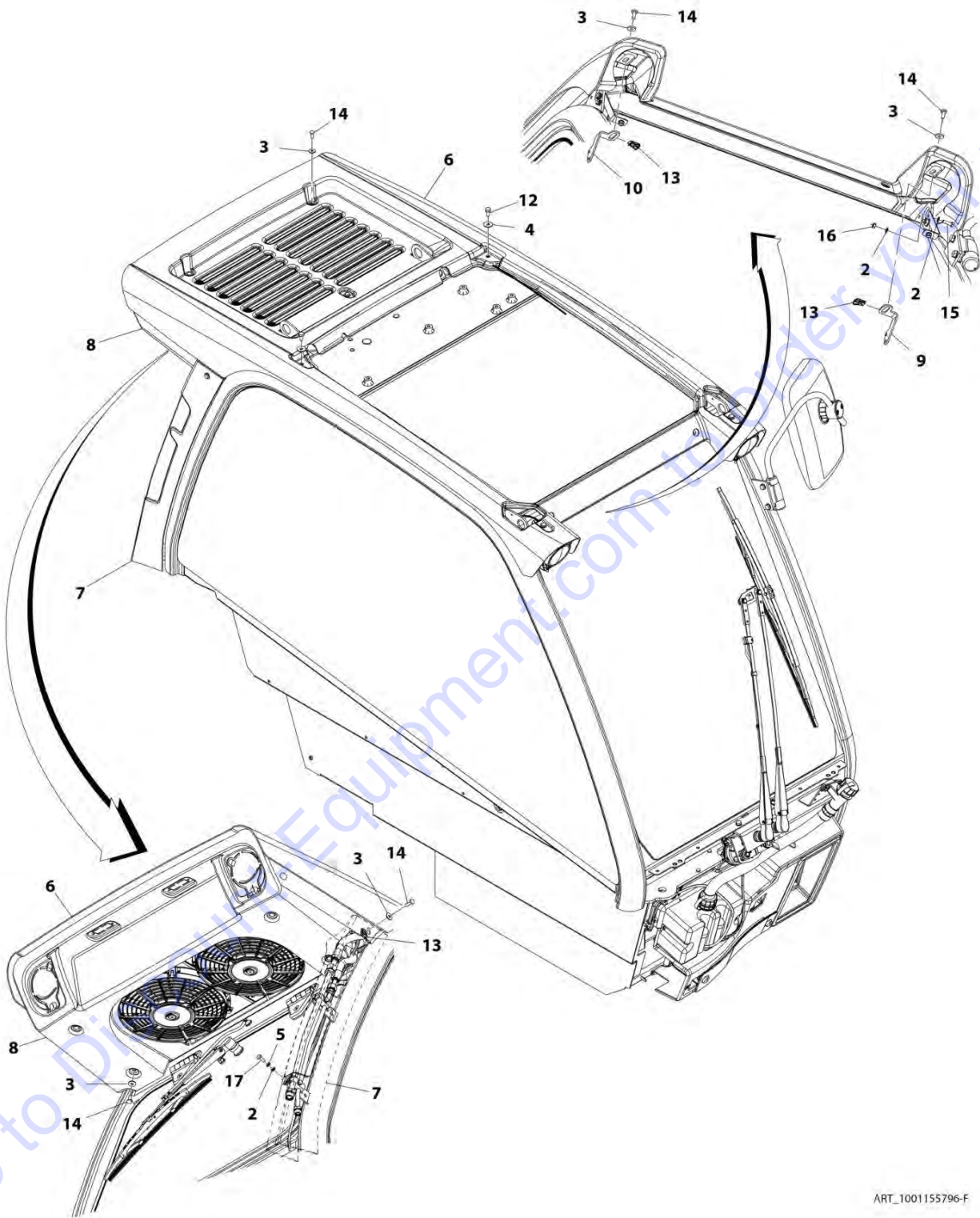
ITEM	PART NUMBER	QTY	DESCRIPTION	REV
	1001155020	1	Enclosed Cab Trim Installation	M
2	1001169605	1	Cover, Side	
3	1001169604	1	Cover, Dash	
4	1001175903	1	Panel, Lower Dash	
5	1001161855	1	Panel, Cover	
6	1001219076	1	Panel, Cover	
7	1001147449	2	Vent, Air	
8	1001149278	2	Vent, Connector	
9	1001169603	1	Panel, Trinket Tray	
10	1001170518	1	Holder, Cup	
11	1001170504	1	Panel, Recirculation Grille Cover	
12	4811700001	14	Washer, M6	
13	4031608001	5	Bolt, M5X20	
15	8305919	4	Nut, M6	
17	3290605	2	Nut, Lock M6X1 Grade 8	
18	8405201	2	Clamp, Gear	
19	4010608002	18	Screw, Posi-Drive, M6X16	
20	4010610002	1	Screw, M6X20	
21	1001161854	1	Armrest	
22	1001219864	1	Plate, LH Switch	
23	1001219865	1	Plate, RH Switch	
24	1001184975	1	Decal, HVAC	
25	1001173965	1	Bezel, RH	
26	4811600	1	Washer, M5	
28	4811702001	6	Washer, M6	
29	1001185179	1	Panel, LH Rear Cover	
30	4010508002	3	Screw, Posi-Drive M5X16	
31	1001223265	1	Plug	
32	1001191617	1	Panel, RH C Post	
33	1001190589	1	Blanking Plug	
34	1001208308	4	Thumb Screw, M6X15	
36	1001211907	1	Screw	
37	4811602001	5	Washer, Flat	





SECTION 6 - CAB

FIGURE 6-51. ROOF CAP INSTALLATION (A/C)



ART\_1001155796-F

FIGURE 6-51. ROOF CAP INSTALLATION (A/C)

ITEM	PART NUMBER	QTY	DESCRIPTION	REV
	1001155796	Ref	Roof Cap Installation (A/C) (Construction)	F
2	4811700	9	Washer, M6	
3	4811702	10	Washer, M6	
4	4811902	2	Washer, M8	
5	4831700	1	Washer, Lock M6	
6	1001155800	1	Cover, Upper Roof Cap	
7	1001174741	1	Cover	
8	1001214156	1	Cover, Lower Roof Cap	
9	1001174800	1	Bracket, Roof Cap	
10	1001174801	1	Bracket, Roof Cap	
12	0760808	2	Bolt, M8X16	
13	8305919	3	Nut, M6	
14	4010610002	10	Screw, Posi-Drive M6X20	
15	0700610	4	Bolt, M6X20	
16	3290601	4	Nut, M6X1	
17	4010608002	1	Screw, Posi-Drive, M6X16	



SECTION 6 - CAB

FIGURE 6-52. ROOF CAP INSTALLATION (NO A/C)

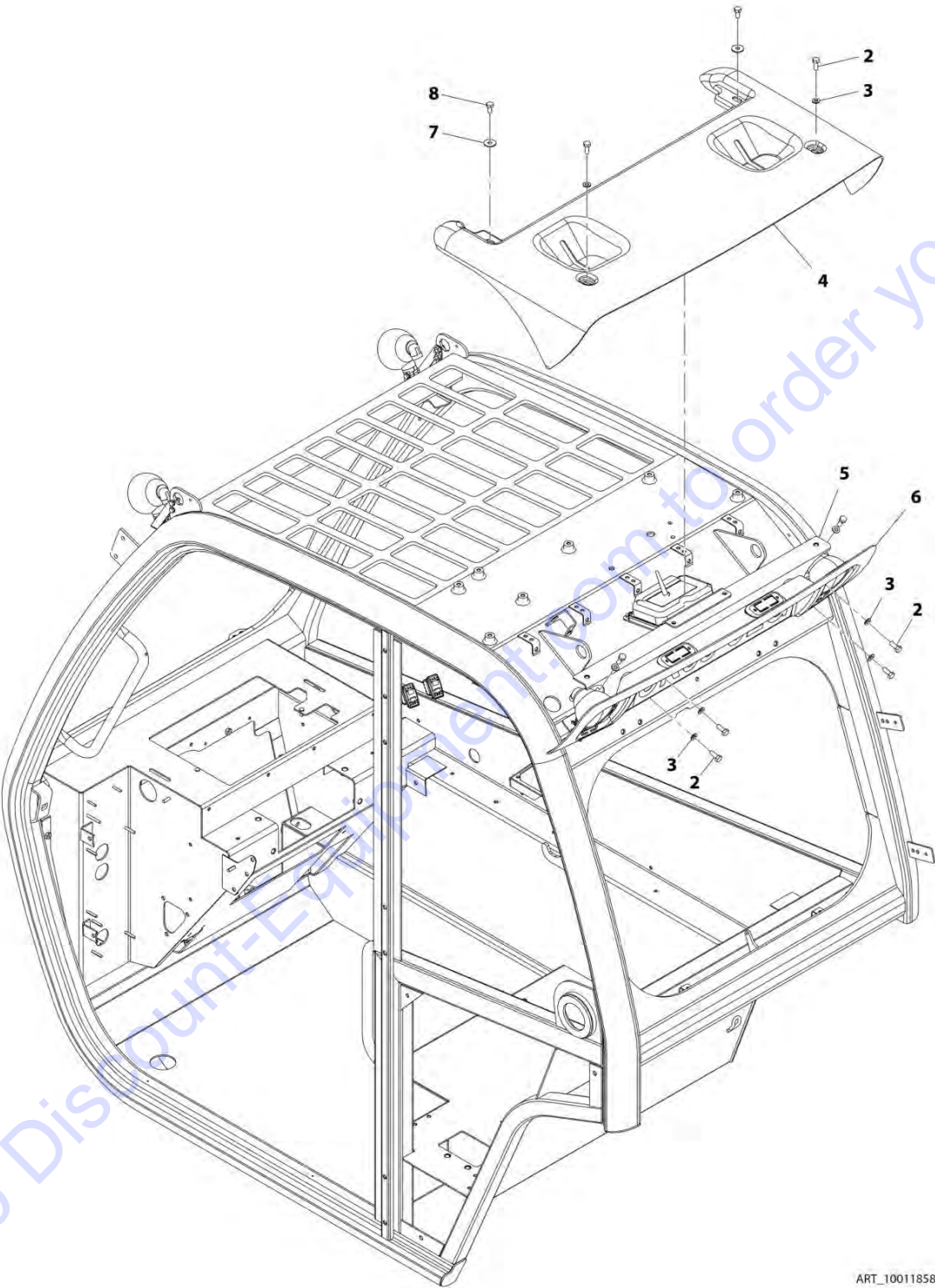
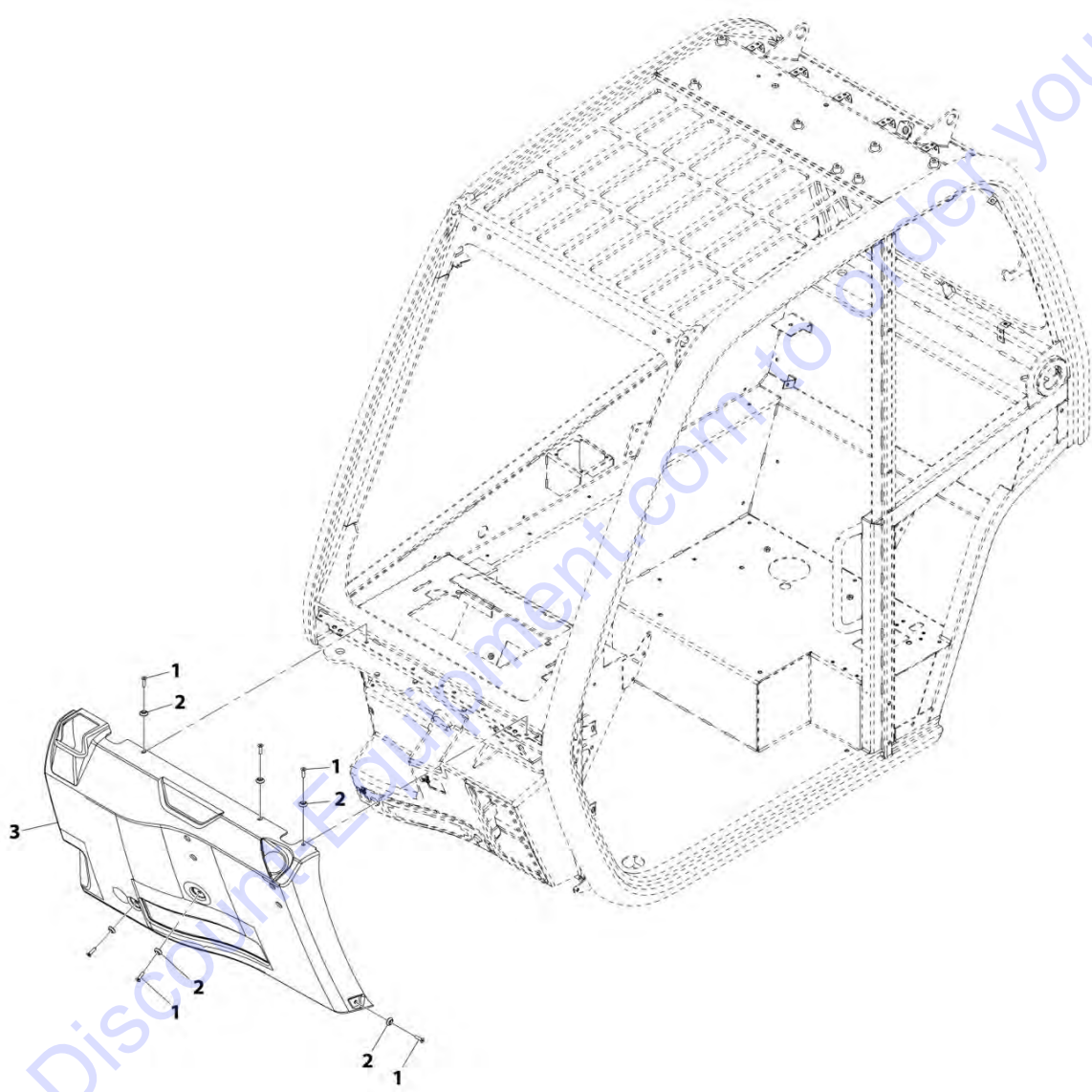


FIGURE 6-52. ROOF CAP INSTALLATION (NO A/C)

ITEM	PART NUMBER	QTY	DESCRIPTION	REV
	1001185846	Ref	Roof Cap Installation (No A/C)	D
2	0760810	8	Bolt, M8X20	
3	4811900	8	Washer, M8	
4	1001182328	1	Cover, Short Upper Roof Cap	
5	1001185633	1	Bracket	
6	1001214535	2	Cover, Short Lower Roof Cap	
7	4811902	2	Washer, M8	
8	0760808	2	Bolt, M8X16	

SECTION 6 - CAB

FIGURE 6-53. OPEN CAB FRONT COVER



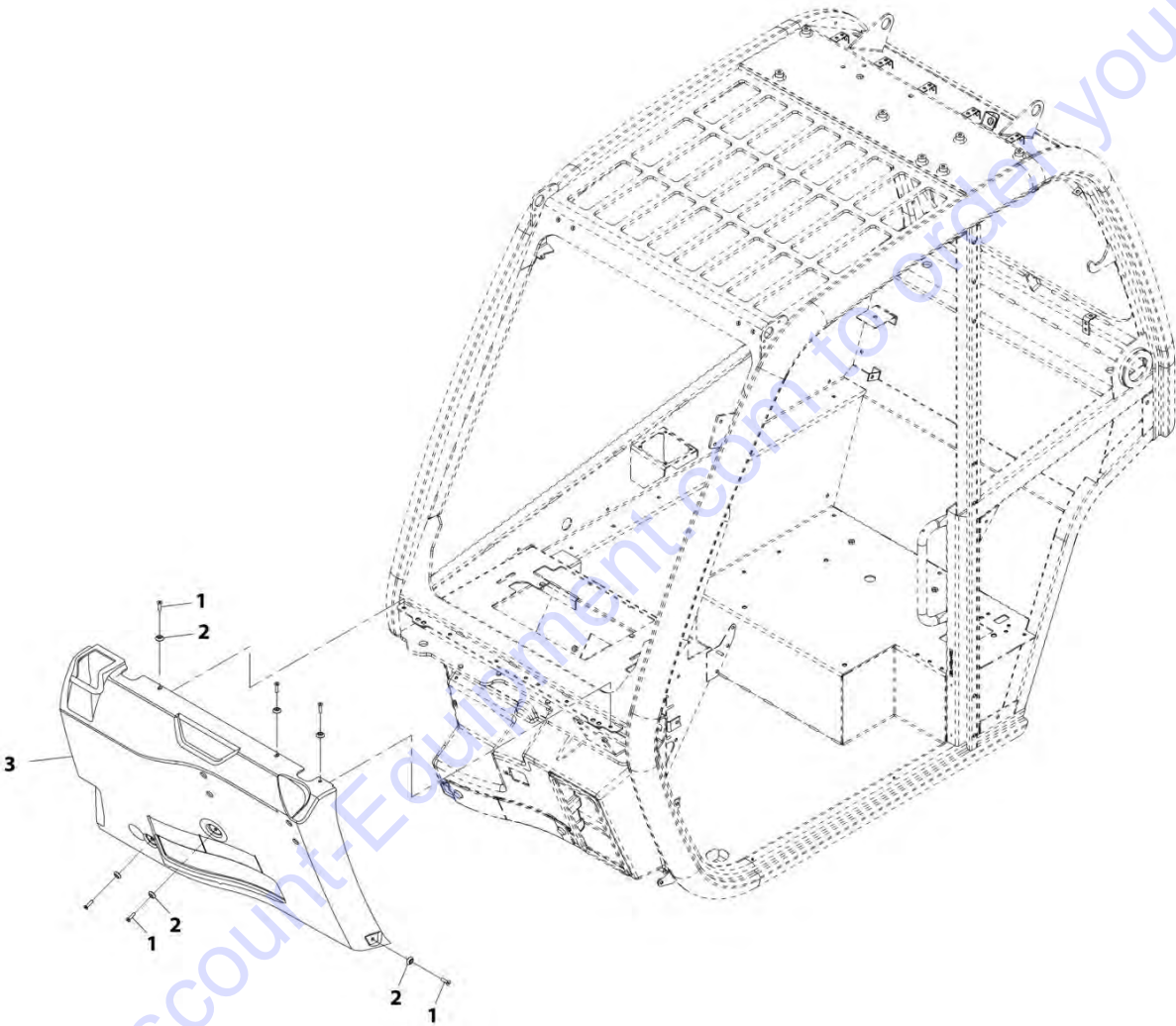
ART\_1001229550-A

FIGURE 6-53. OPEN CAB FRONT COVER

ITEM	PART NUMBER	QTY	DESCRIPTION	REV
	1001229550	Ref	Open Cab Front Cover	A
1	3900379	6	Screw, Socket HD M6-1X25	
2	1001097540	6	Washer, M6	
3	1001229540	1	Cover, Front	

SECTION 6 - CAB

FIGURE 6-54. ENCLOSED CAB FRONT COVER



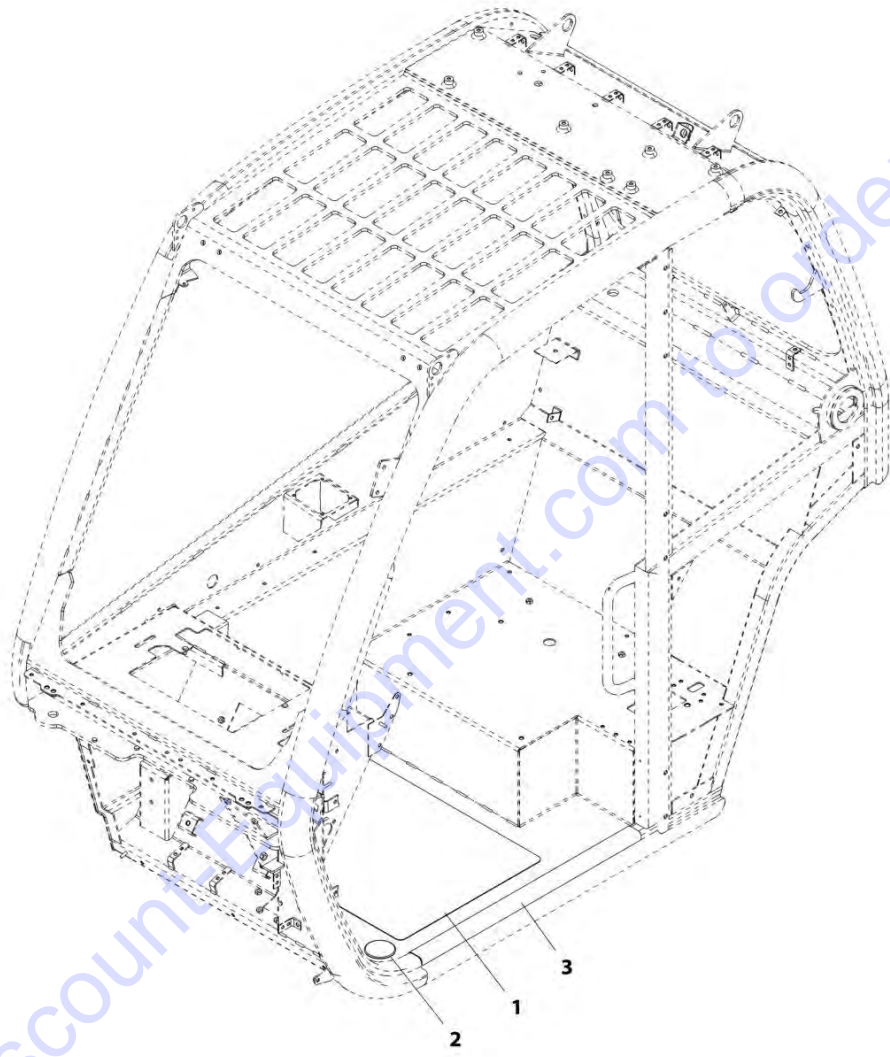
ART\_1001229551-A

FIGURE 6-54. ENCLOSED CAB FRONT COVER

ITEM	PART NUMBER	QTY	DESCRIPTION	REV
	1001229551	Ref	Enclosed Cab Front Cover	A
1	3900379	6	Screw, Socket Hd M6-1x100	
2	1001097540	6	Washer, M6	
3	1001229541	1	Cover, Front Cab	

SECTION 6 - CAB

FIGURE 6-55. NON SKID TAPE INSTALLATION



ART\_1001197219-B



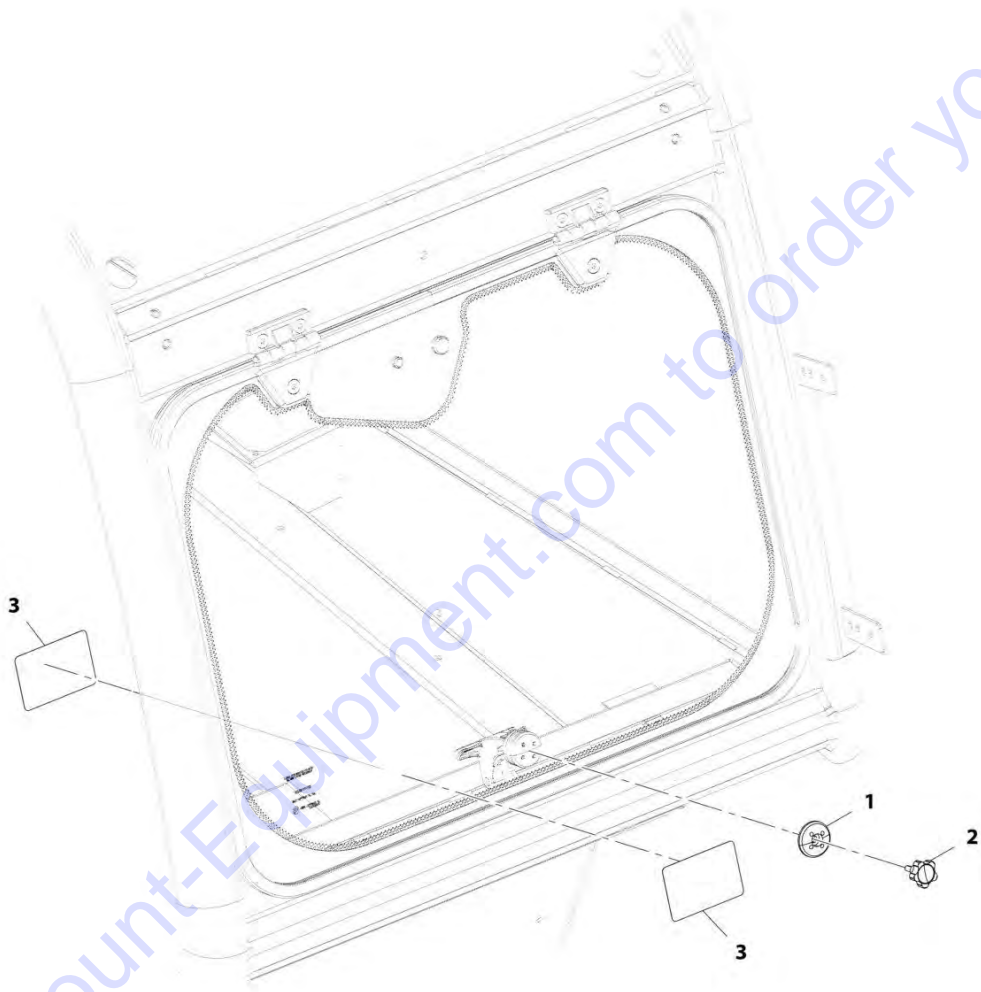
FIGURE 6-55. NON SKID TAPE INSTALLATION

ITEM	PART NUMBER	QTY	DESCRIPTION	REV
	1001197219	1	Non Skid Tape Installation	B
1	1001197217	1	Tape, Non Skid Floor	
2	1001197218	1	Grommet	
3	1001197259	1	Tape, Non Skid Frame	



SECTION 6 - CAB

FIGURE 6-56. EXTERNAL WINDOW RELEASE INSTALLATION (CAN & ISO)



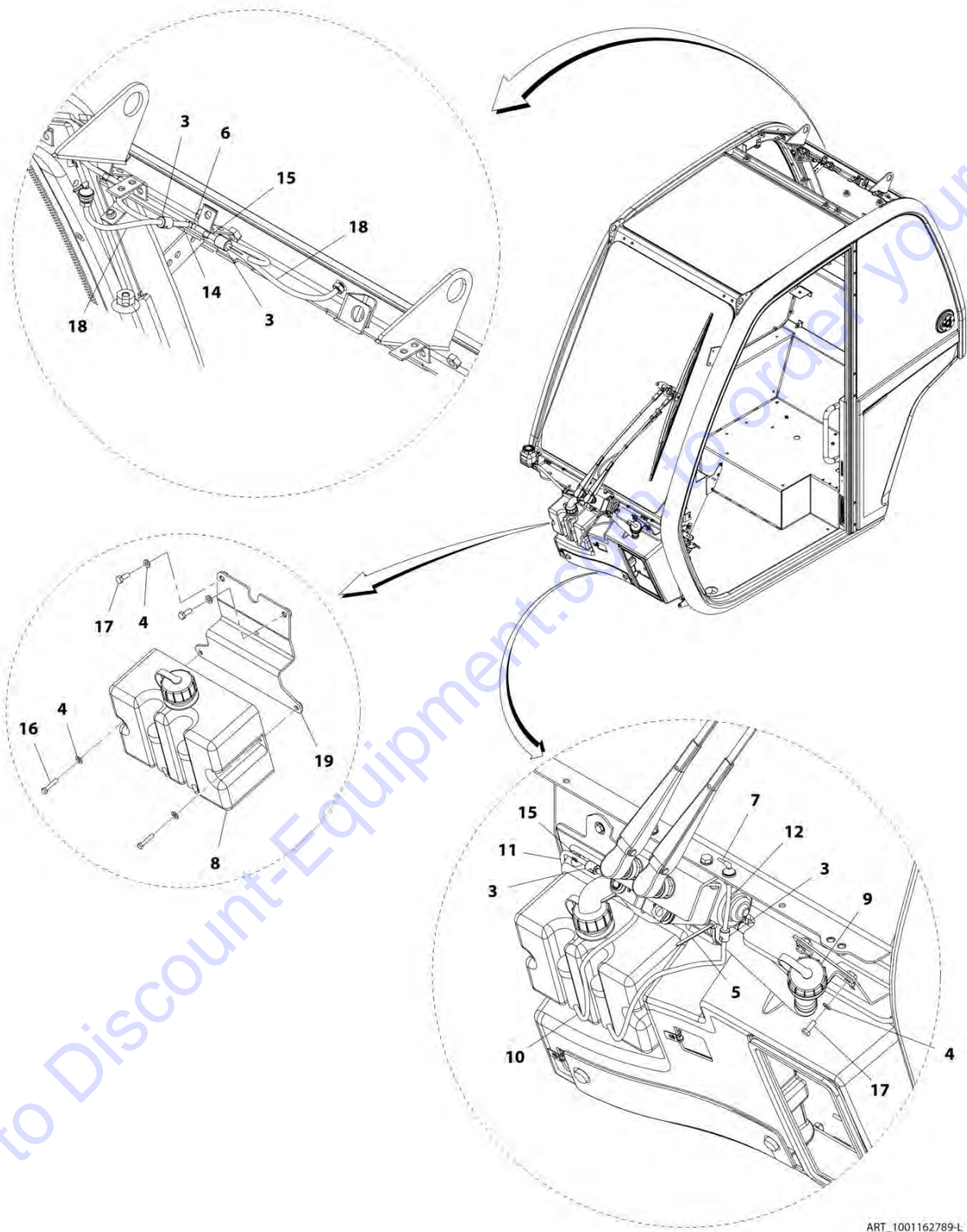
ART\_1001178826-C

FIGURE 6-56. EXTERNAL WINDOW RELEASE INSTALLATION (CAN &amp; ISO)

ITEM	PART NUMBER	QTY	DESCRIPTION	REV
	1001178826	Ref	External Window Release Installation (ANSI - English/French)	C
1	1001179008	1	Cap, Latch Window	
2	1001179009	1	Knob	
3	1001204709	2	Decal, Emergency Exit (English/French)	

SECTION 6 - CAB

FIGURE 6-57. WASHER TANK INSTALLATION



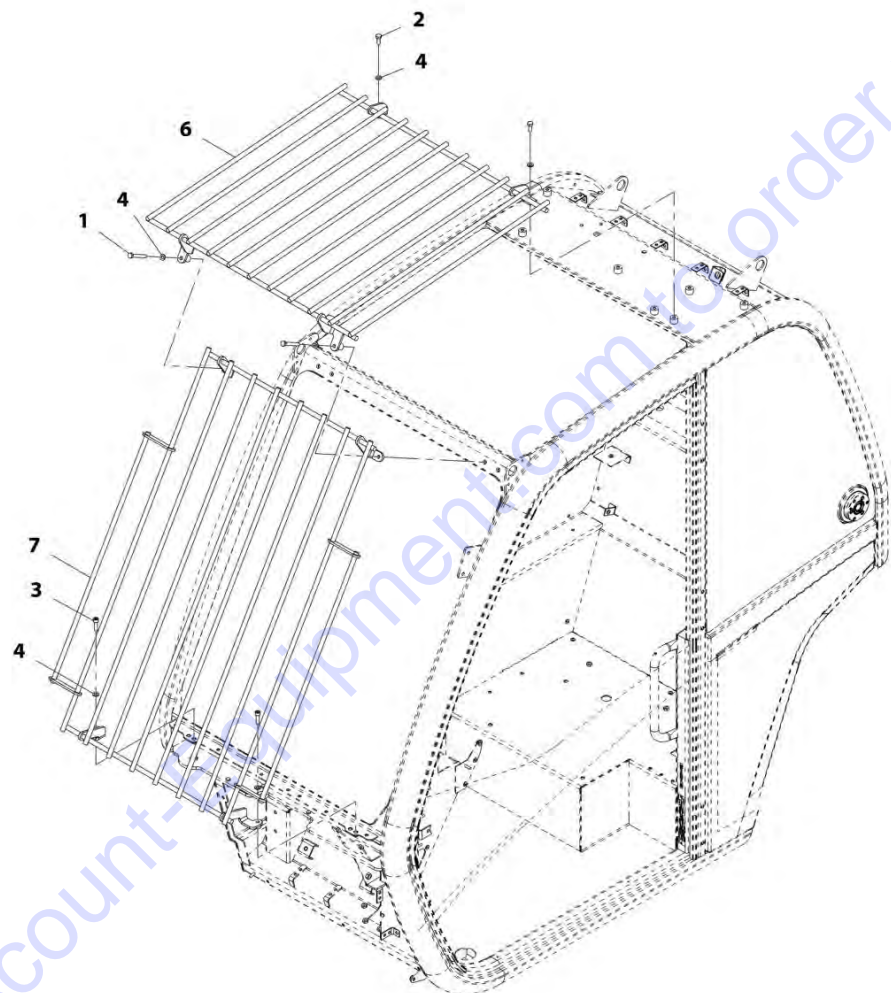
ART\_1001162789-L

FIGURE 6-57. WASHER TANK INSTALLATION

ITEM	PART NUMBER	QTY	DESCRIPTION	REV
	1001162789	Ref	Washer Tank Installation	L
3	1001201331	4	Valve, Check	
4	4811700	6	Washer, M6	
5	471678	2	Strap, Tie	
6	1001008742	1	Coupling, Tee	
7	1001090343	1	Connector	
8	1001165269	1	Bottle, Washer (See Separate Breakdown in this Section)	
9	1001165270	1	Hose, Washer Filler	
10	1001165351	2	Hose	
11	1001165407	1	Hose	
12	1001165416	1	Hose	
14	1001165455	2	Hose	
15	1001165458	16	Hose	
16	0760512	2	Bolt M5X25	
17	0760608	4	Bolt, M6X16	
18	1001178123	2	Hose	
19	1001171756	1	Bracket	

SECTION 6 - CAB

FIGURE 6-58. CAB GUARD INSTALLATION (TOP AND FRONT)



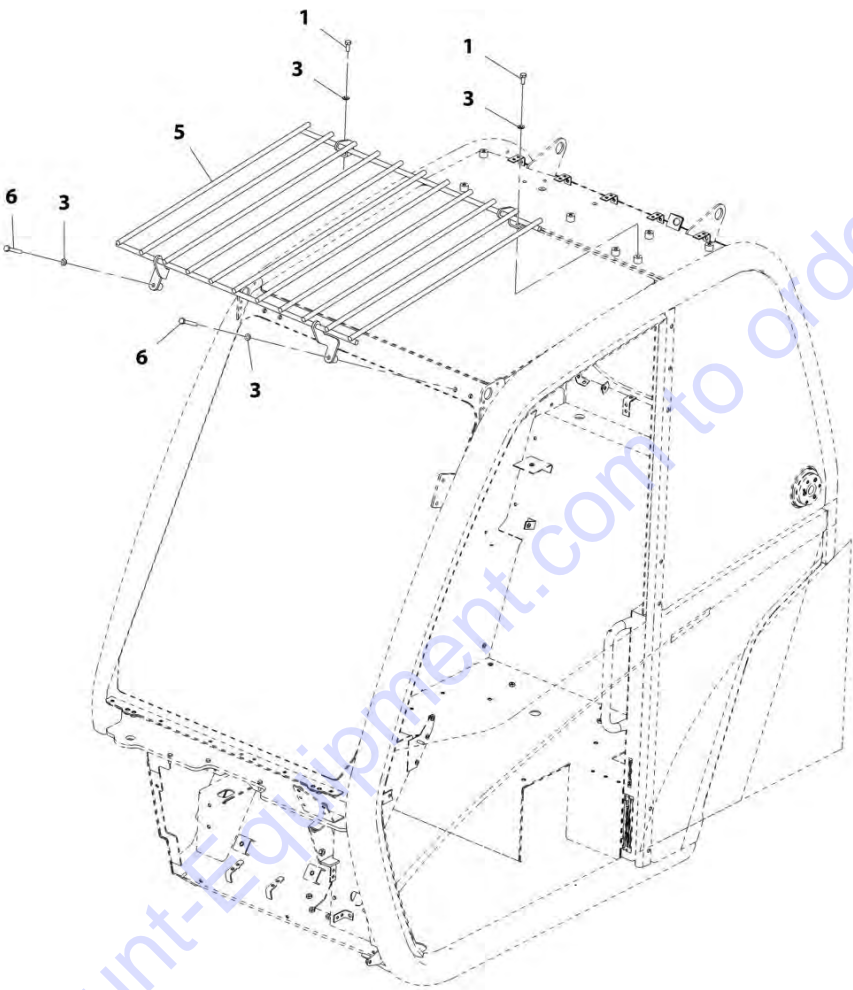
ART\_1001172774-F

FIGURE 6-58. CAB GUARD INSTALLATION (TOP AND FRONT)

ITEM	PART NUMBER	QTY	DESCRIPTION	REV
	1001172774	Ref	Cab Guard Installation (Top and Front)	F
1	0700820	2	Bolt, M8X60	
2	0760810	2	Bolt, M8X20	
3	4031910	2	Bolt, M8X30	
4	4811900	6	Washer, M8	
6	1001160503	1	Guard, Top Screen	
7	1001180263	1	Guard, Front Screen	

SECTION 6 - CAB

FIGURE 6-59. CAB GUARD INSTALLATION (TOP)



ART\_1001160496-F

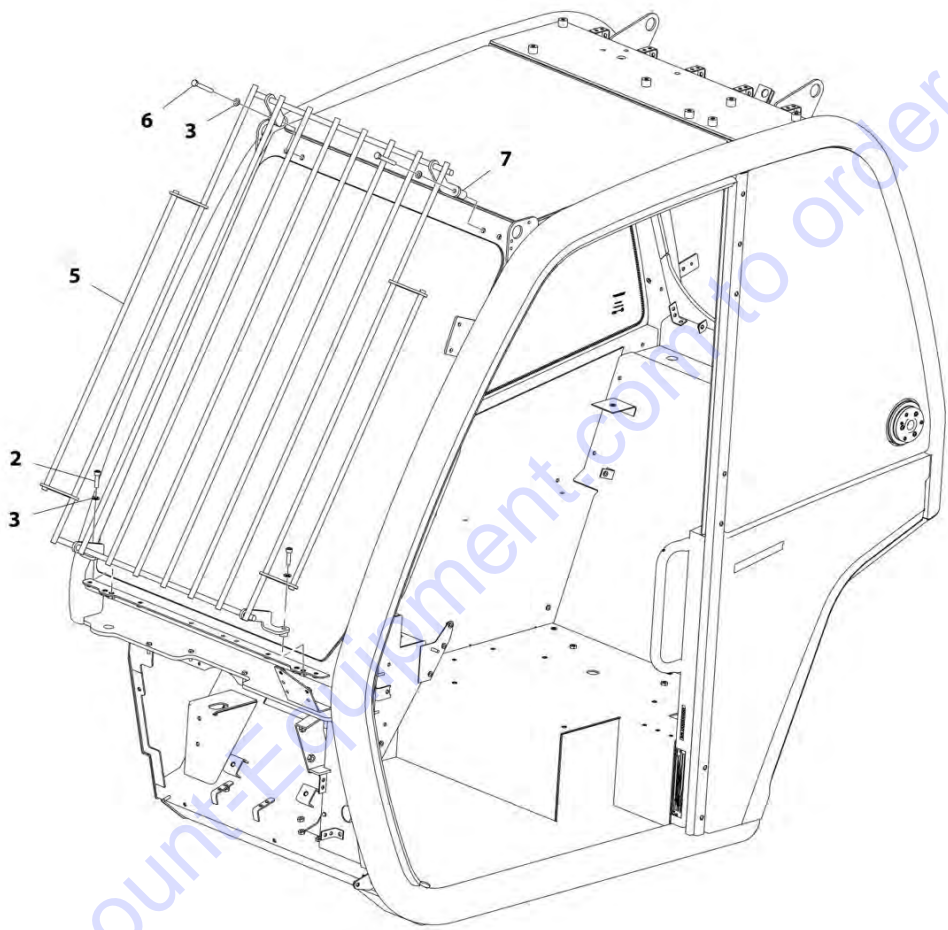
FIGURE 6-59. CAB GUARD INSTALLATION (TOP)

ITEM	PART NUMBER	QTY	DESCRIPTION	REV
	1001160496	Ref	Cab Guard Installation (Top)	F
1	0760810	2	Bolt, M8X20	
3	4811900	4	Washer, M8	
5	1001160503	1	Guard, Top Screen	
6	0700820	2	Bolt, M8X60	



SECTION 6 - CAB

FIGURE 6-60. CAB GUARD INSTALLATION (FRONT)



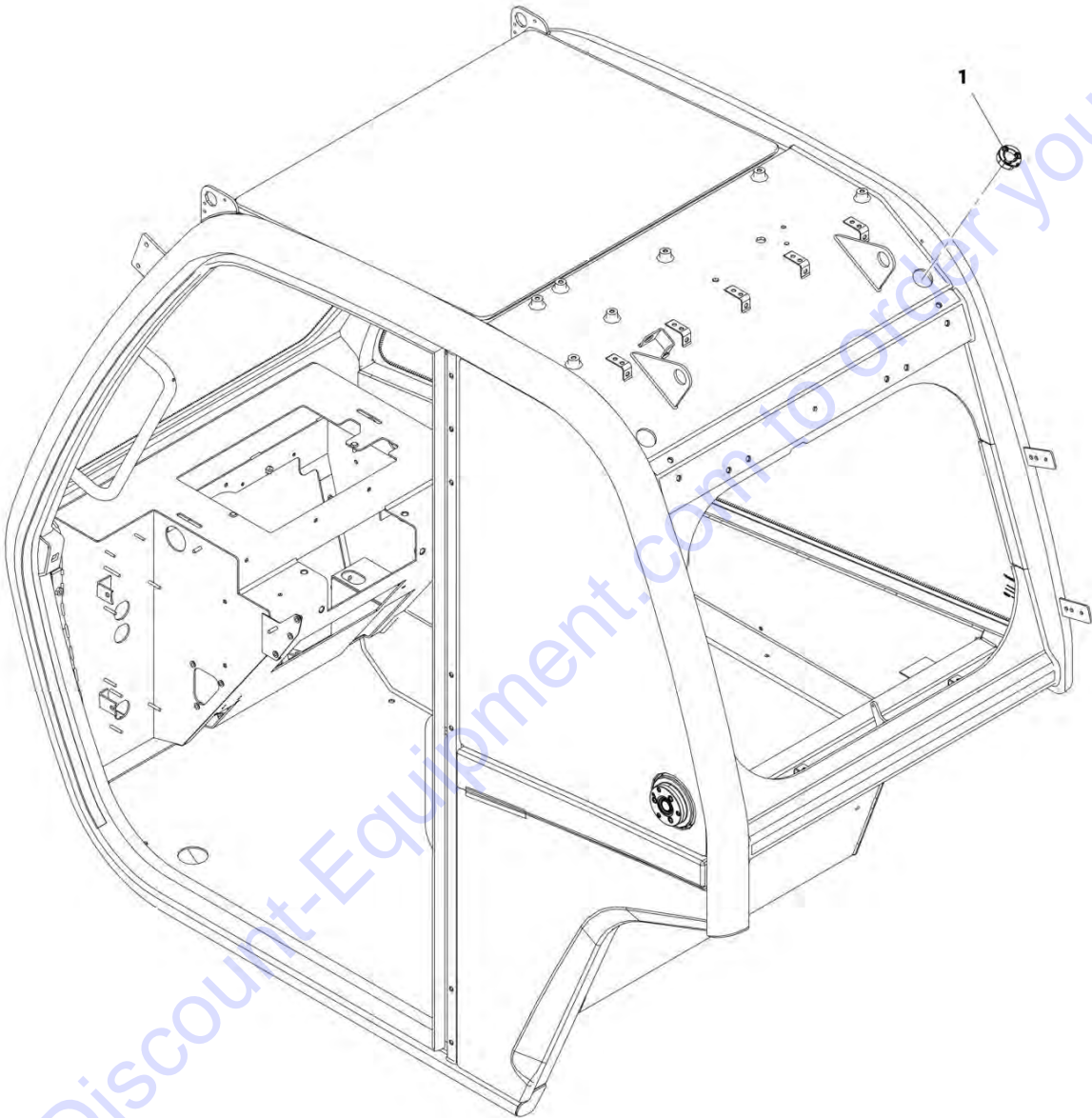
ART\_1001160506-G

FIGURE 6-60. CAB GUARD INSTALLATION (FRONT)

ITEM	PART NUMBER	QTY	DESCRIPTION	REV
	1001160506	Ref	Cab Guard Installation (Front)	G
2	4031910	2	Bolt, M8X30	
3	4811900	4	Washer, M8	
5	1001180263	1	Guard, Front Screen	
6	0700820	2	Bolt, M8X60	
7	1001173257	2	Spacer	

**SECTION 6 - CAB**

**FIGURE 6-61. ROOF PIGTAIL CAP INSTALLATION**



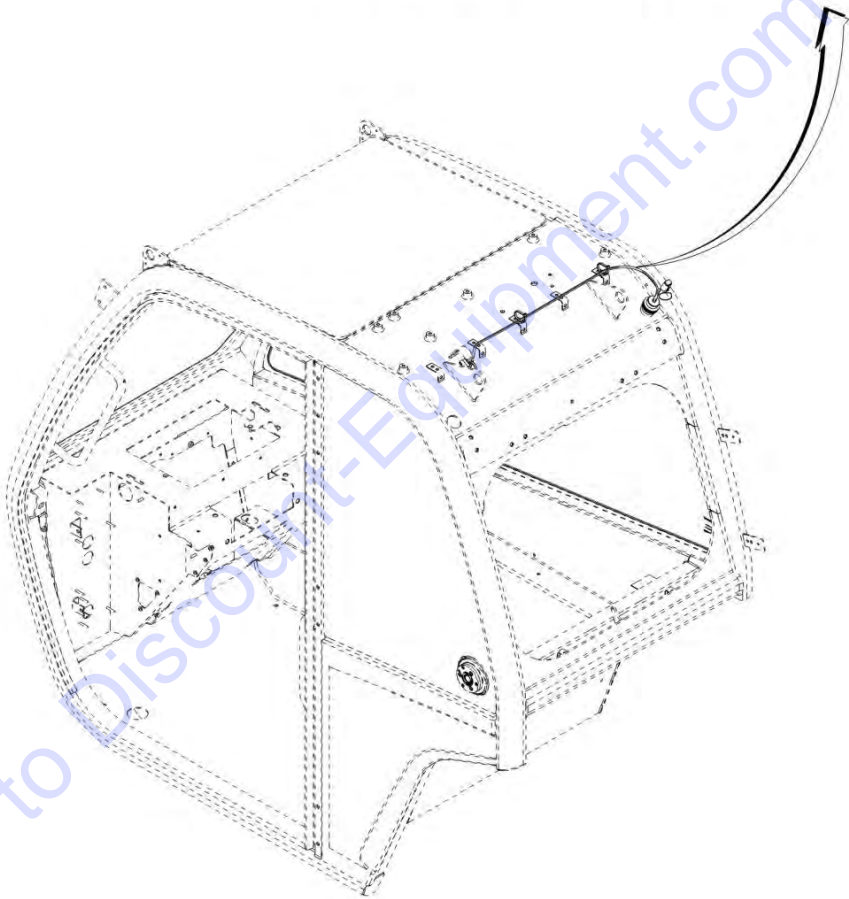
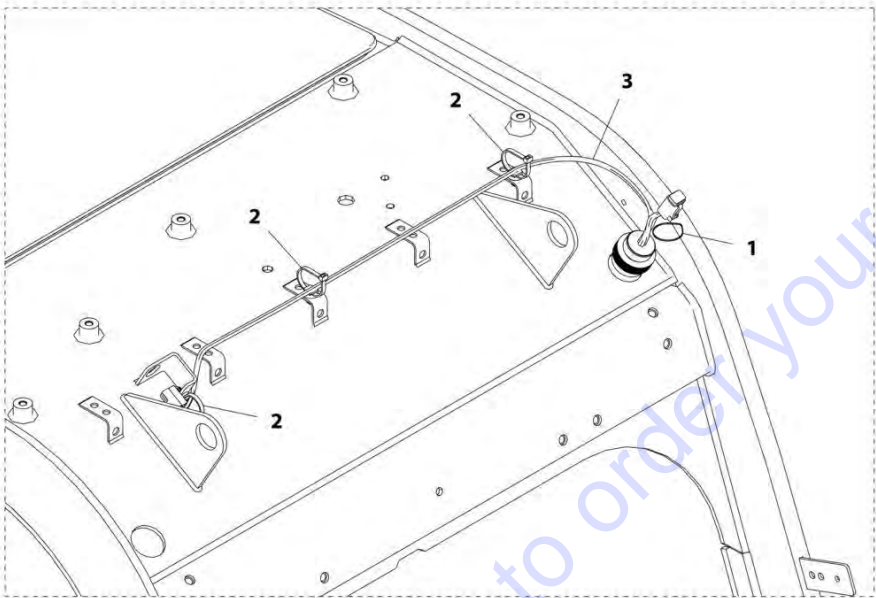
ART\_1001202138-A

FIGURE 6-61. ROOF PIGTAIL CAP INSTALLATION

ITEM	PART NUMBER	QTY	DESCRIPTION	REV
1	1001202138 1001202134	Ref 1	Roof Pigtail Cap Installation Cap, Deutsch Dust	A

SECTION 6 - CAB

FIGURE 6-62. ROOF PIGTAIL INSTALLATION



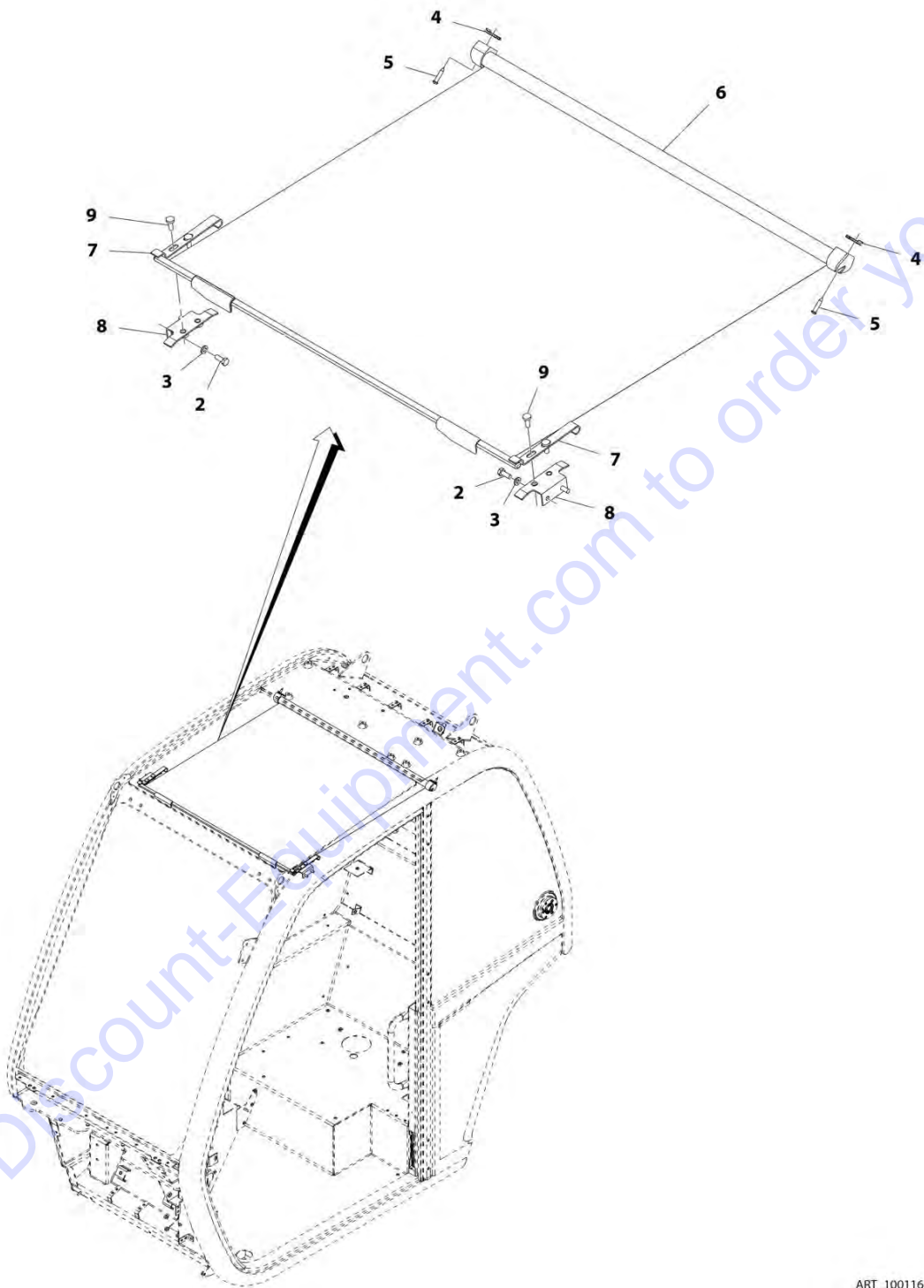
ART\_1001202133-A

FIGURE 6-62. ROOF PIGTAIL INSTALLATION

ITEM	PART NUMBER	QTY	DESCRIPTION	REV
	1001202133	Ref	Roof Pigtail Installation	A
1	4240033	1	Cable Tie	
2	1001146588	3	Strap	
3	1001202132	1	Harness, Roof Pigtail (See Separate Breakdown in Electrical Section)	

SECTION 6 - CAB

FIGURE 6-63. RETRACTABLE SUNSCREEN INSTALLATION



ART\_1001163151-G

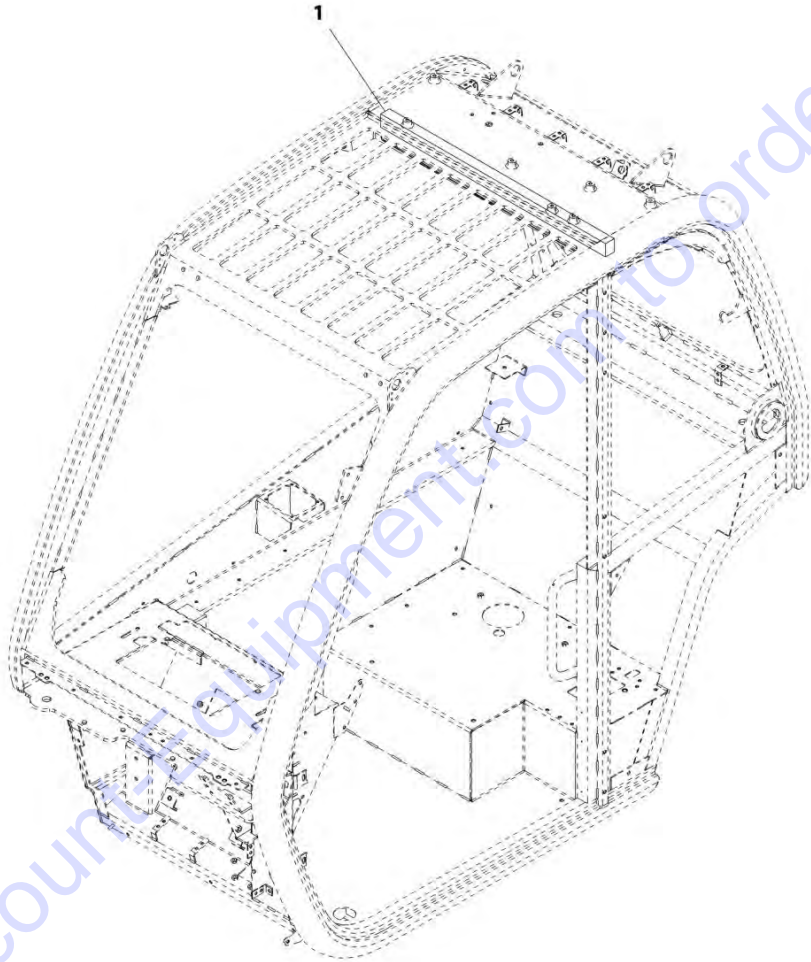
FIGURE 6-63. RETRACTABLE SUNSCREEN INSTALLATION

ITEM	PART NUMBER	QTY	DESCRIPTION	REV
	1001163151	Ref	Retractable Sunscreen Installation	G
2	0760608	4	Bolt, M6X16	
3	4811700	4	Washer, M6	
4	1001111076	2	Nut	
5	1001111147	2	Screw	
6	1001163170	1	Cab, Screen Blind	
7	1001209463	2	Bracket, Sunscreen Mount	
8	1001166385	2	Bracket	
9	4010608002	4	Screw, M6X16	



SECTION 6 - CAB

FIGURE 6-64. NO SUNSCREEN INSTALLATION



ART\_1001211041-A

FIGURE 6-64. NO SUNSCREEN INSTALLATION

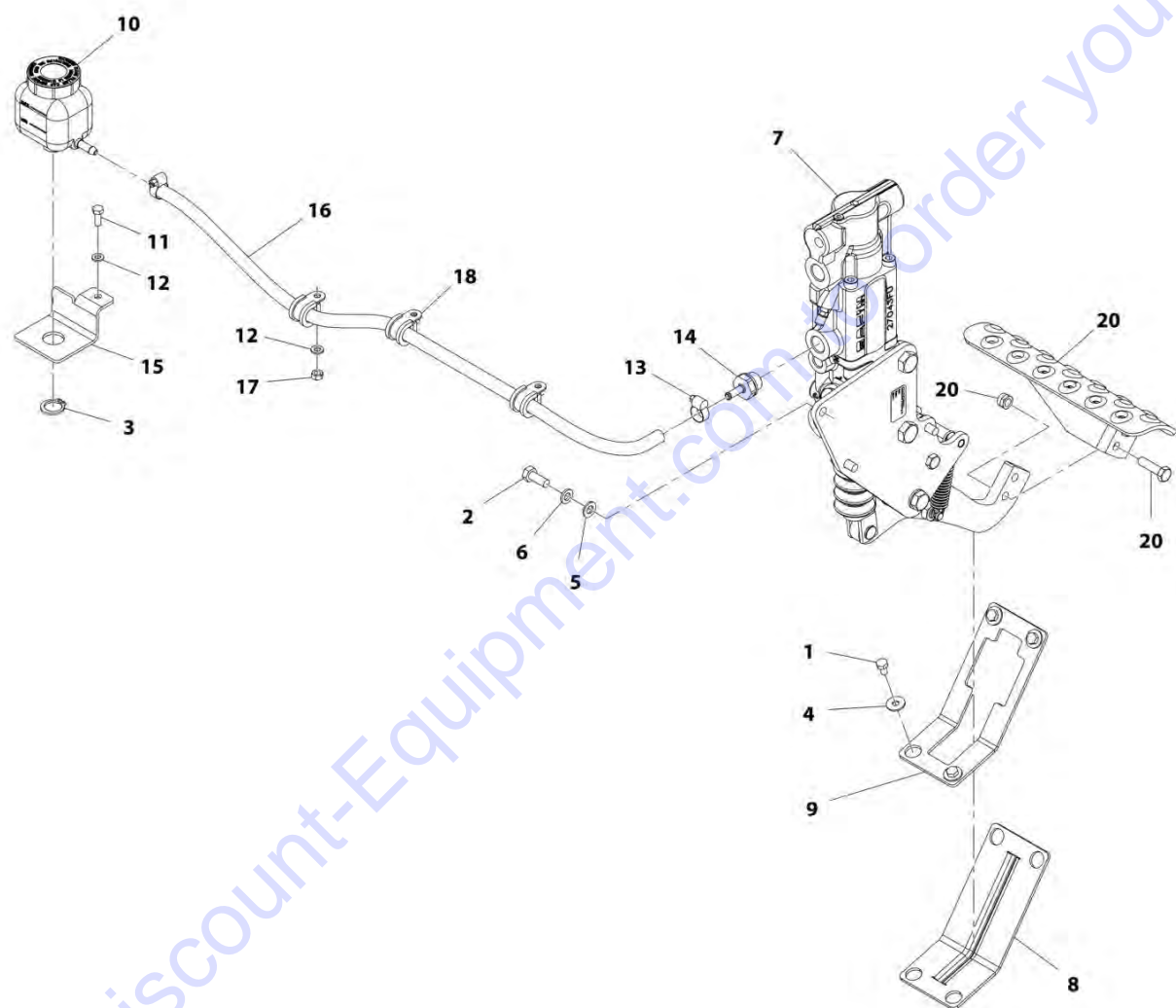
ITEM	PART NUMBER	QTY	DESCRIPTION	REV
1	1001211041	Ref	No Sunscreen Installation	A
	1001208192	1	Seal, Foam	



**SECTION 7 - CONTROLS**

SECTION 7 - CONTROLS

FIGURE 7-1. BRAKE PEDAL INSTALLATION



ART\_1001204225-C

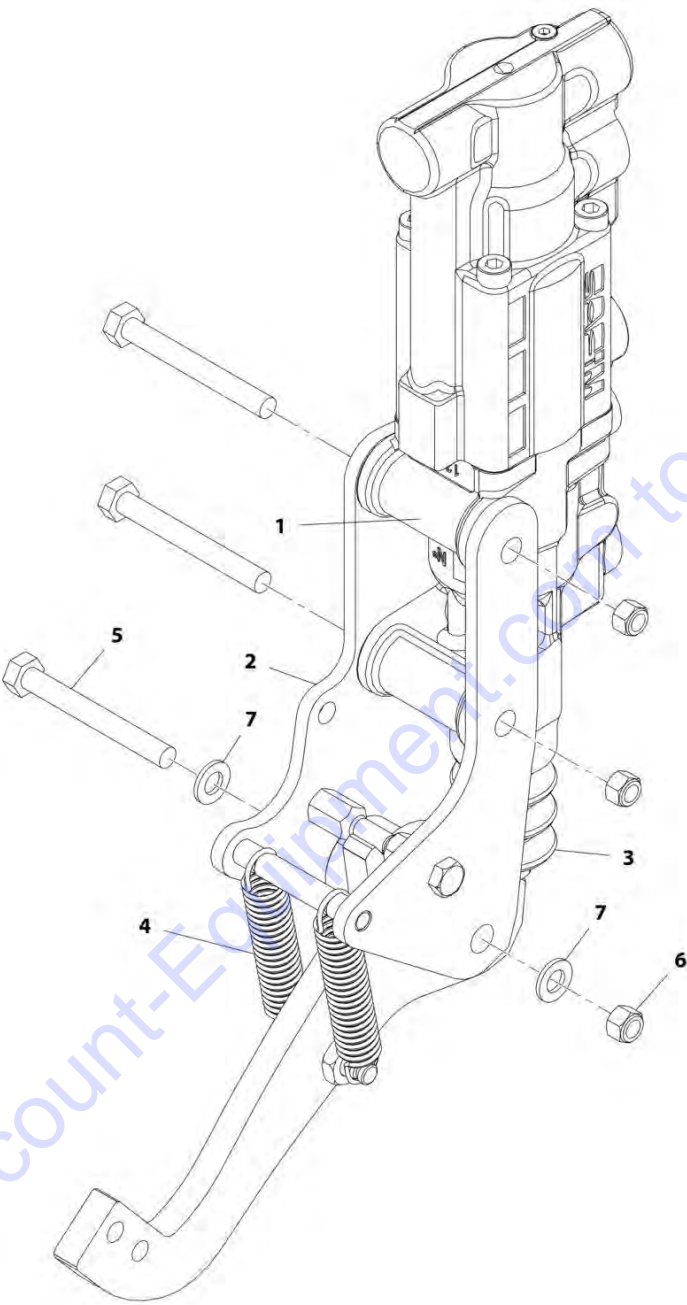
## SECTION 7 - CONTROLS

**FIGURE 7-1. BRAKE PEDAL INSTALLATION**

ITEM	PART NUMBER	QTY	DESCRIPTION	REV
	1001204225	Ref	Brake Pedal Installation	C
1	0760605	4	Bolt, M6X10	
2	0760810	3	Bolt, M8X20	
3	3760348	1	Ring, Retaining	
4	4811702	4	Washer, M6	
5	4811900	3	Washer, M8	
6	4831900	3	Washer, Lock M8	
7	1001197138	1	Pedal, Brake (See BRAKE PEDAL for Breakdown)	
8	1001162920	1	Gasket, Brake Pedal	
9	1001162922	1	Plate	
10	1001214220	1	Reservoir, Brake	
11	0760608	1	Bolt, M6X16	
12	4811700	4	Washer, M6	
13	8405009	2	Clamp, Gear	
14	1001171874	1	Fitting, Hose Barb	
15	1001172088	1	Bracket, Brake Reservoir	
16	1001172094	1	Hose, Brake Reservoir	
17	3290601	3	Nut, M6X1	
18	1001170231	3	Clip, M6X15	
20	1001197139	1	Plate, Brake Pedal (See BRAKE PEDAL PLATE for Breakdown)	

SECTION 7 - CONTROLS

FIGURE 7-2. BRAKE PEDAL



ART\_1001197138-D

## SECTION 7 - CONTROLS

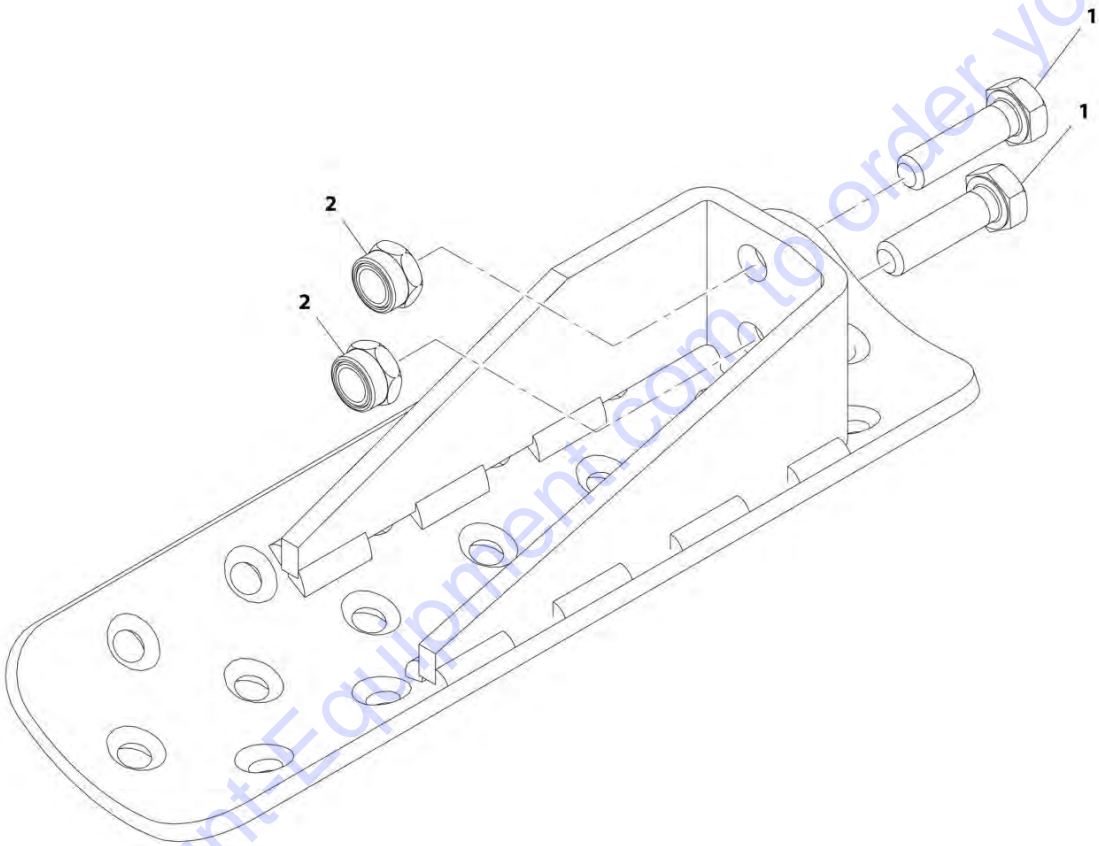
**FIGURE 7-2. BRAKE PEDAL**

ITEM	PART NUMBER	QTY	DESCRIPTION	REV
	1001197138	Ref	Brake Pedal	D
1	70026432	1	Cylinder, Master	
2	70026433	1	Support	
3	70025859	1	Cover, Dust	
4	70025860	2	Spring, Return	
5	0701226	3	Bolt, M12X90	
6	3291205	3	Nut, Lock M12X1.75	
7	4812100	2	Washer, M12	



SECTION 7 - CONTROLS

FIGURE 7-3. BRAKE PEDAL PLATE



ART\_1001197139-A

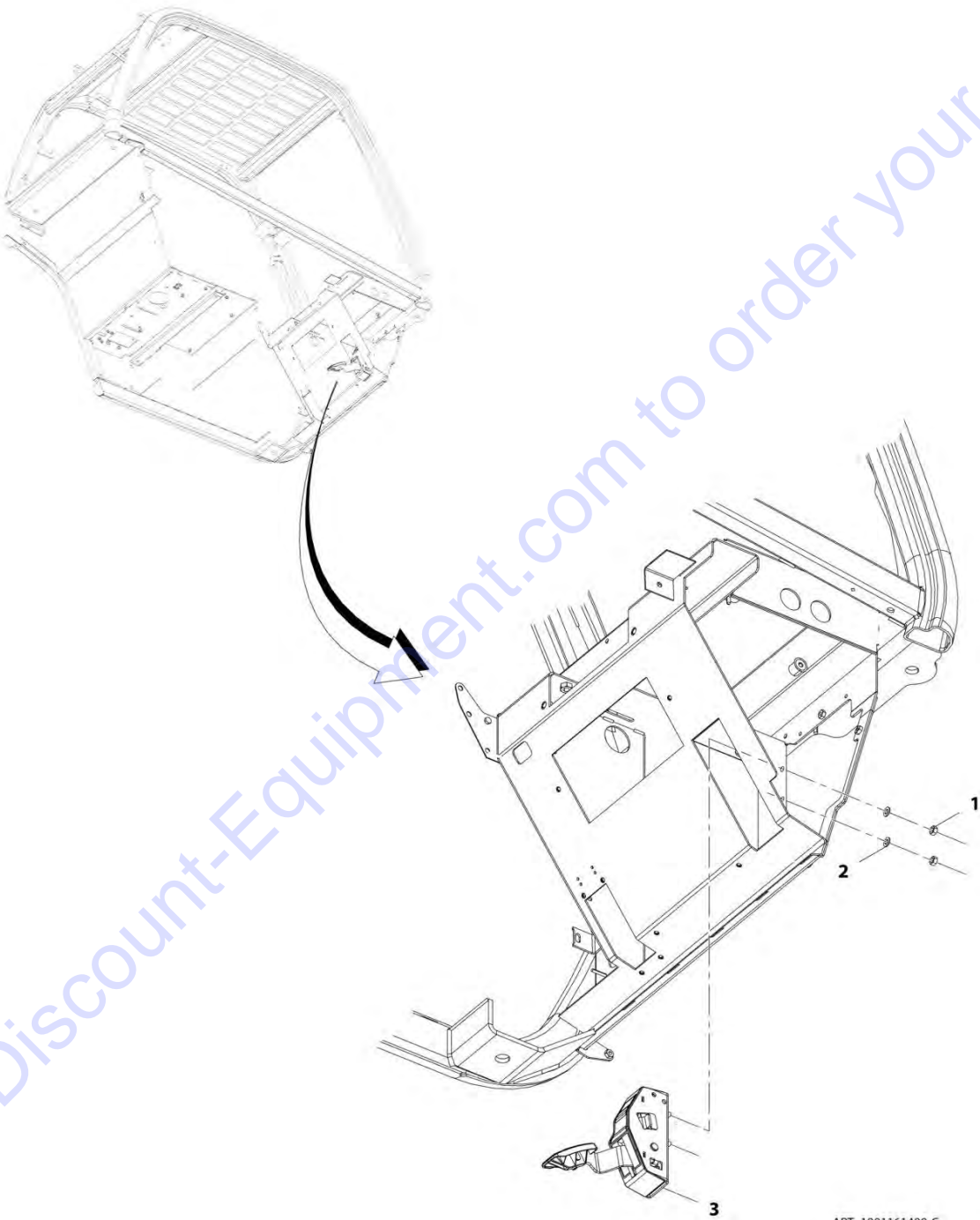
## SECTION 7 - CONTROLS

**FIGURE 7-3. BRAKE PEDAL PLATE**

ITEM	PART NUMBER	QTY	DESCRIPTION	REV
	1001197139	Ref	Brake Pedal Plate	A
1	0770814	1	Bolt, M8X30 Grade 10.9	
2	3290805	1	Nut, Lock M8X1.25 Grade 8	

SECTION 7 - CONTROLS

FIGURE 7-4. ACCELERATOR PEDAL INSTALLATION



ART\_1001161499-C

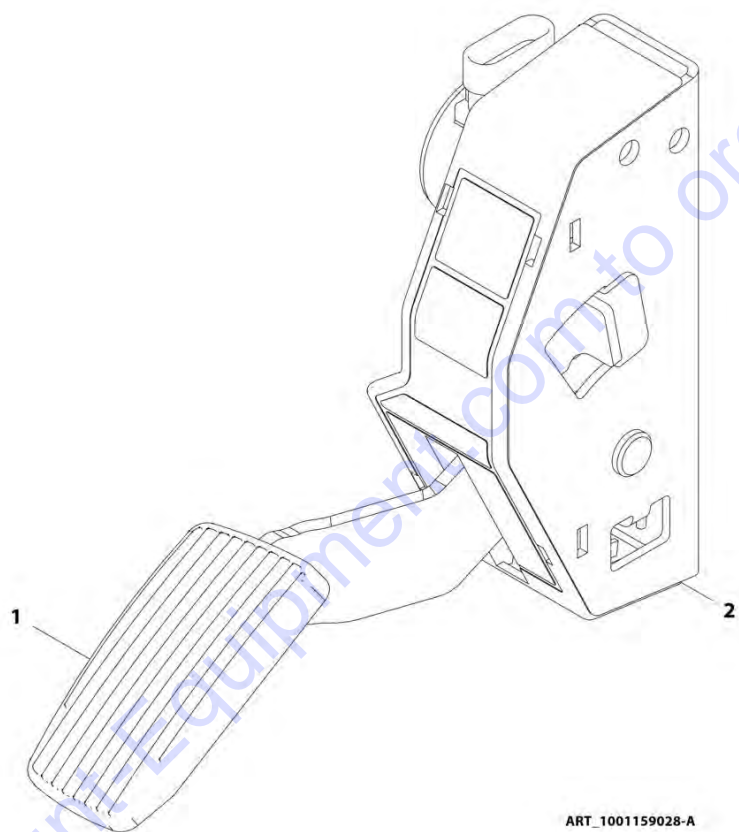
## SECTION 7 - CONTROLS

**FIGURE 7-4. ACCELERATOR PEDAL INSTALLATION**

ITEM	PART NUMBER	QTY	DESCRIPTION	REV
	1001161499	Ref	Accelerator Pedal Installation	C
1	3290801	2	Nut, M8X1.25	
2	4811900	2	Washer, M8	
3	1001159028	1	Pedal, Accelerator (See Separate Breakdown in this Section)	

SECTION 7 - CONTROLS

FIGURE 7-5. ACCELERATOR PEDAL



ART\_1001159028-A

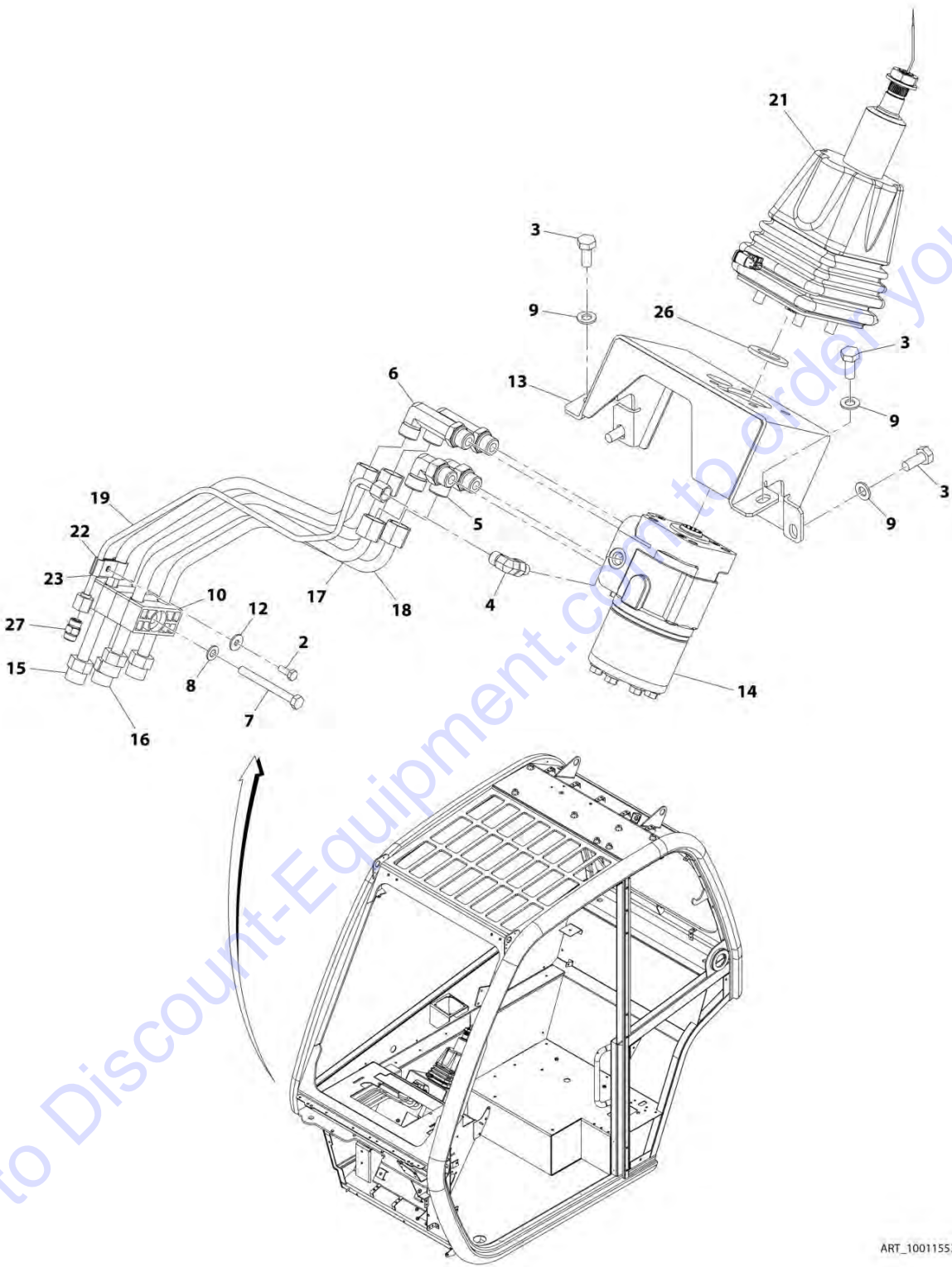
## SECTION 7 - CONTROLS

**FIGURE 7-5. ACCELERATOR PEDAL**

ITEM	PART NUMBER	QTY	DESCRIPTION	REV
	1001159028	Ref	Accelerator Pedal	A
1	70025816	1	Pad, Rubber	
2	70025817	1	Cover, Rubber	

SECTION 7 - CONTROLS

FIGURE 7-6. STEERING COLUMN INSTALLATION



ART\_1001155307-F

## SECTION 7 - CONTROLS

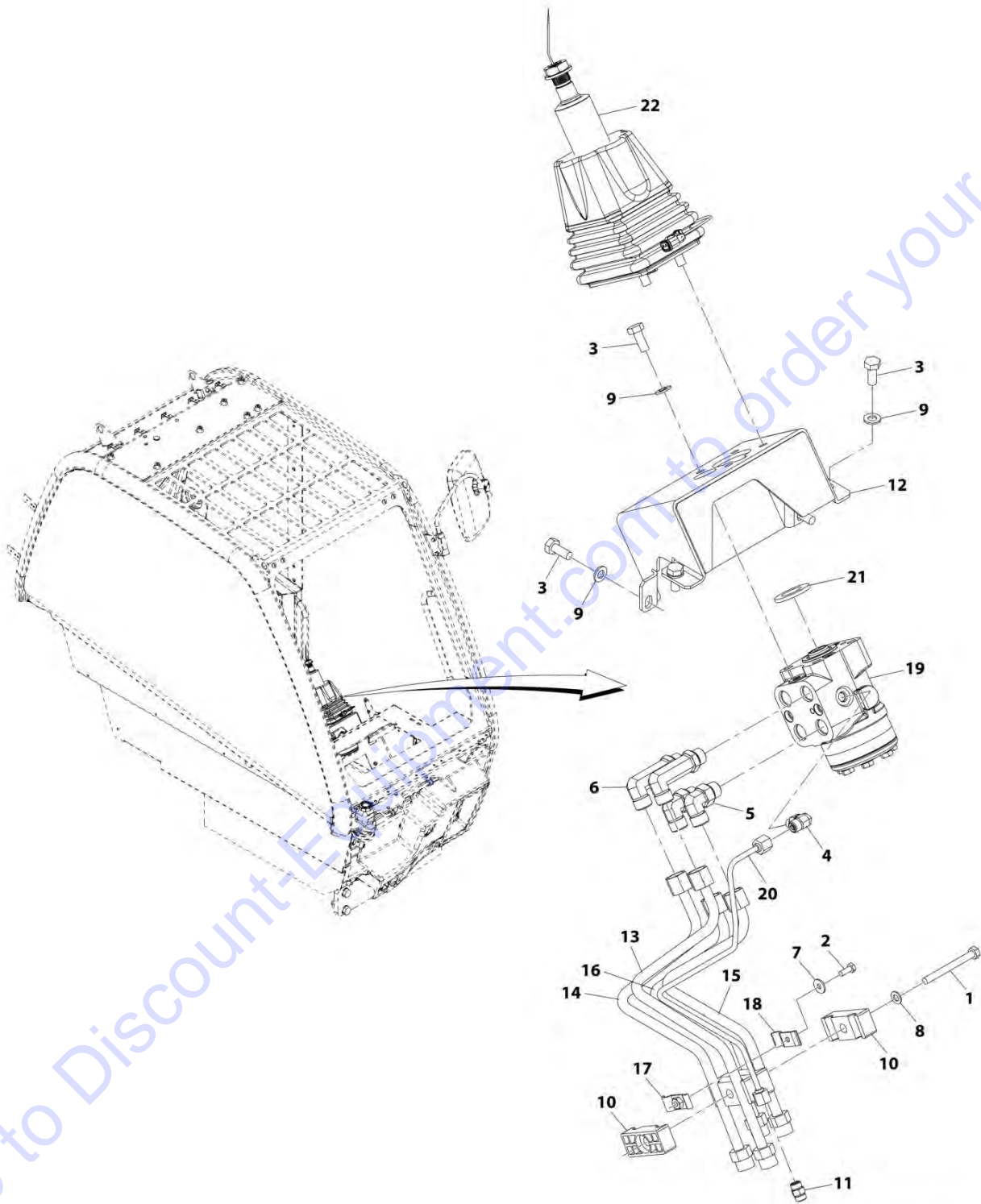
**FIGURE 7-6. STEERING COLUMN INSTALLATION**

ITEM	PART NUMBER	QTY	DESCRIPTION	REV
	1001155307	1	Steering Column Installation	F
2	0760608	1	Bolt, M6X16	
3	0761012	8	Bolt, M10X25	
4	2130404	1	Fitting, 90 ORFS	
5	2130808	2	Fitting, 90 ORFS	
6	2170208	2	Fitting, 90 ORFS	
7	0700824	1	Bolt, M8X80	
8	4811900	1	Washer, M8	
9	4812000	8	Washer, M10	
10	1001004640	4	Clamp	
12	4811702	1	Washer, M6	
13	1001156265	1	Cab, Steering Column Support	
14	1001158527	1	Valve, Steering (See HYDRAULIC COMPONENTS SECTION for Breakdown)	
15	1001161672	1	Pipe	
16	1001161896	1	Pipe	
17	1001161897	1	Pipe	
18	1001161898	1	Pipe	
19	1001162979	1	Pipe	
21	1001161733	NLA	Column, Steering (no longer available, see 1001214481 for replacement)	
21	1001214481	1	Column, Steering	
22	1001168142	1	Bracket	
23	1001168151	1	Bracket	
26	1001214480	1	Washer	
27	1001143857	1	Adaptor	



SECTION 7 - CONTROLS

FIGURE 7-7. EMERGENCY STEERING COLUMN INSTALLATION



ART\_1001221749-A

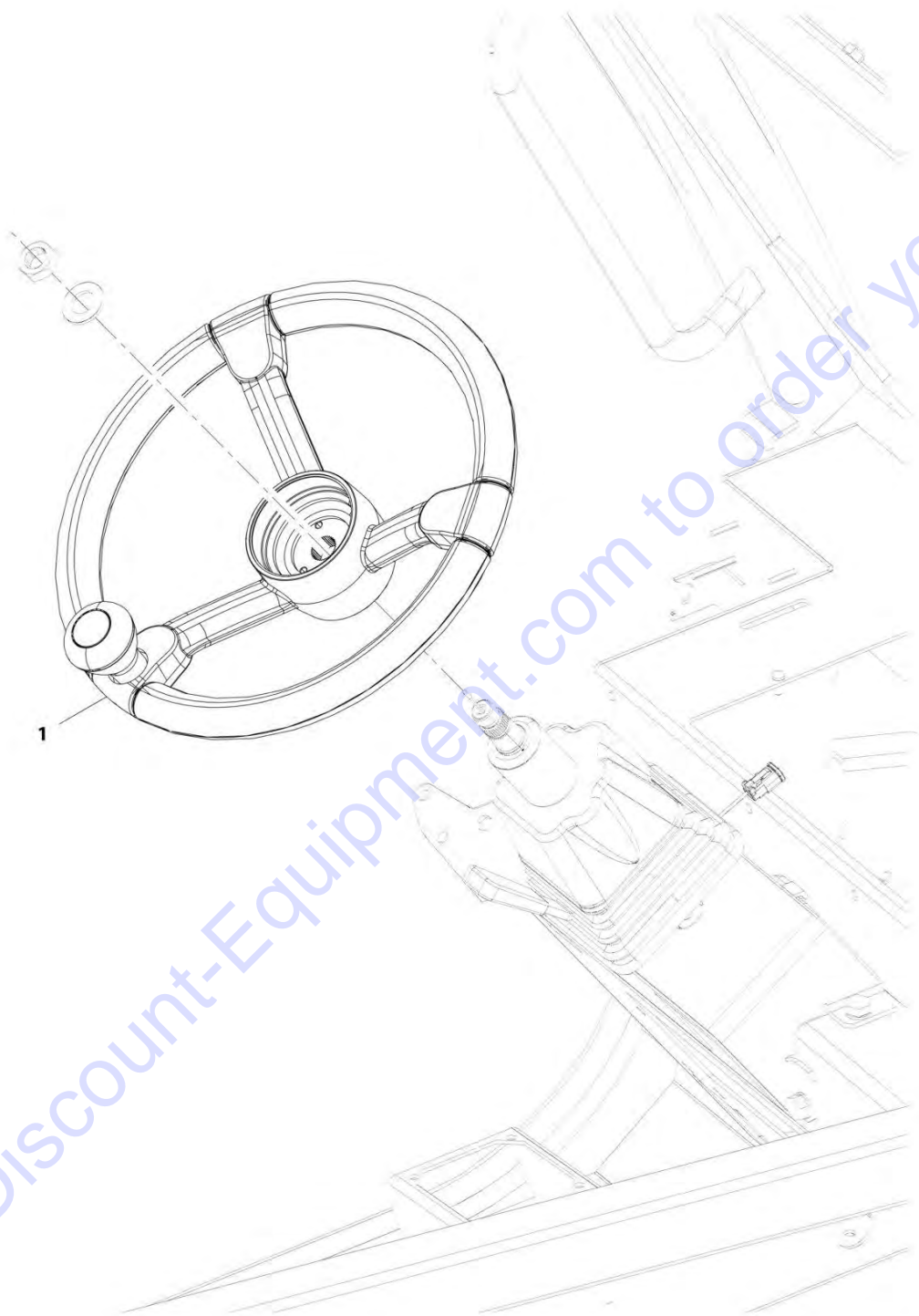
## SECTION 7 - CONTROLS

**FIGURE 7-7. EMERGENCY STEERING COLUMN INSTALLATION**

ITEM	PART NUMBER	QTY	DESCRIPTION	REV
	1001221749	Ref	Emergency Steering Column Installation	A
1	0700824	1	Bolt, M8X80	
2	0760608	1	Bolt, M6X16	
3	0761012	8	Bolt, M10X25	
4	2130404	1	Fitting, 90 ORFS	
5	2130808	2	Fitting, 90 ORFS	
6	2170208	2	Fitting, 90 ORFS	
7	4811702	1	Washer, M6	
8	4811900	1	Washer, M8	
9	4812000	8	Washer, M10	
10	1001004640	4	Clamp	
11	1001143857	1	Adapter	
12	1001156265	1	Cab, Steering Column Support	
13	1001161672	1	Pipe	
14	1001161896	1	Pipe	
15	1001161897	1	Pipe	
16	1001161898	1	Pipe	
17	1001168142	1	Bracket	
18	1001168151	1	Bracket	
19	1001178670	1	Valve, Steering	
20	1001194282	1	Pipe	
21	1001214480	1	Washer	
22	1001214481	1	Column, Steering	

SECTION 7 - CONTROLS

FIGURE 7-8. STEERING WHEEL INSTALLATION



ART\_1001169751-C

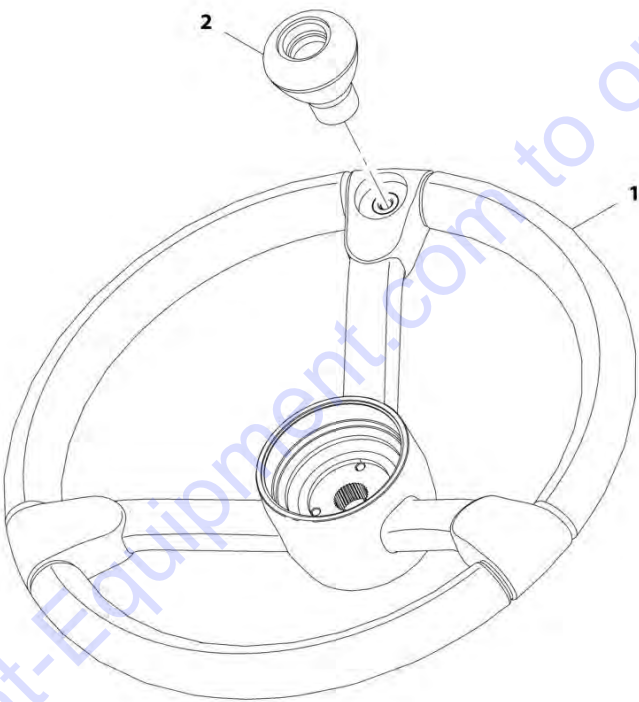
## SECTION 7 - CONTROLS

**FIGURE 7-8. STEERING WHEEL INSTALLATION**

ITEM	PART NUMBER	QTY	DESCRIPTION	REV
1	1001169751	Ref	Steering Wheel Installation	C
	1001169354	1	Wheel, Steering (See Separate Breakdown in this Section)	

SECTION 7 - CONTROLS

FIGURE 7-9. STEERING WHEEL



ART\_1001169354-D

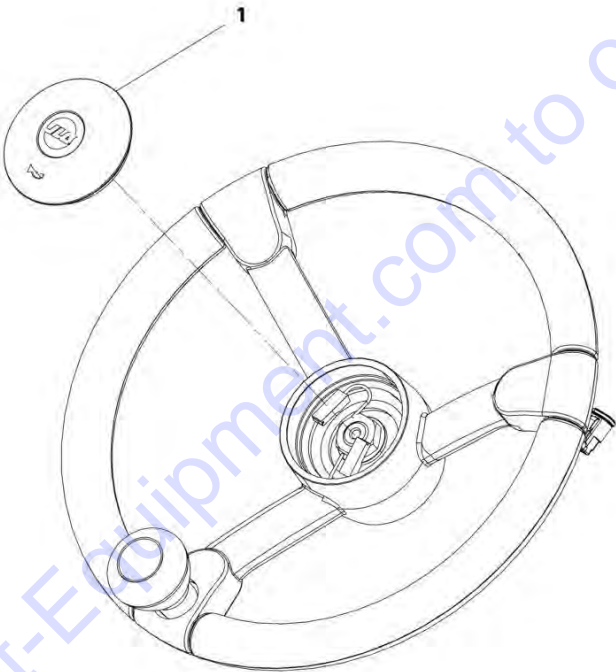
## SECTION 7 - CONTROLS

**FIGURE 7-9. STEERING WHEEL**

ITEM	PART NUMBER	QTY	DESCRIPTION	REV
	1001169354	Ref	Steering Wheel	D
1	1001169367	1	Wheel, Steering	
2	1001169355	1	Handle, Steer Spinner	

**SECTION 7 - CONTROLS**

**FIGURE 7-10. HORN BUTTON INSTALLATION**



ART\_1001169763-A

## SECTION 7 - CONTROLS

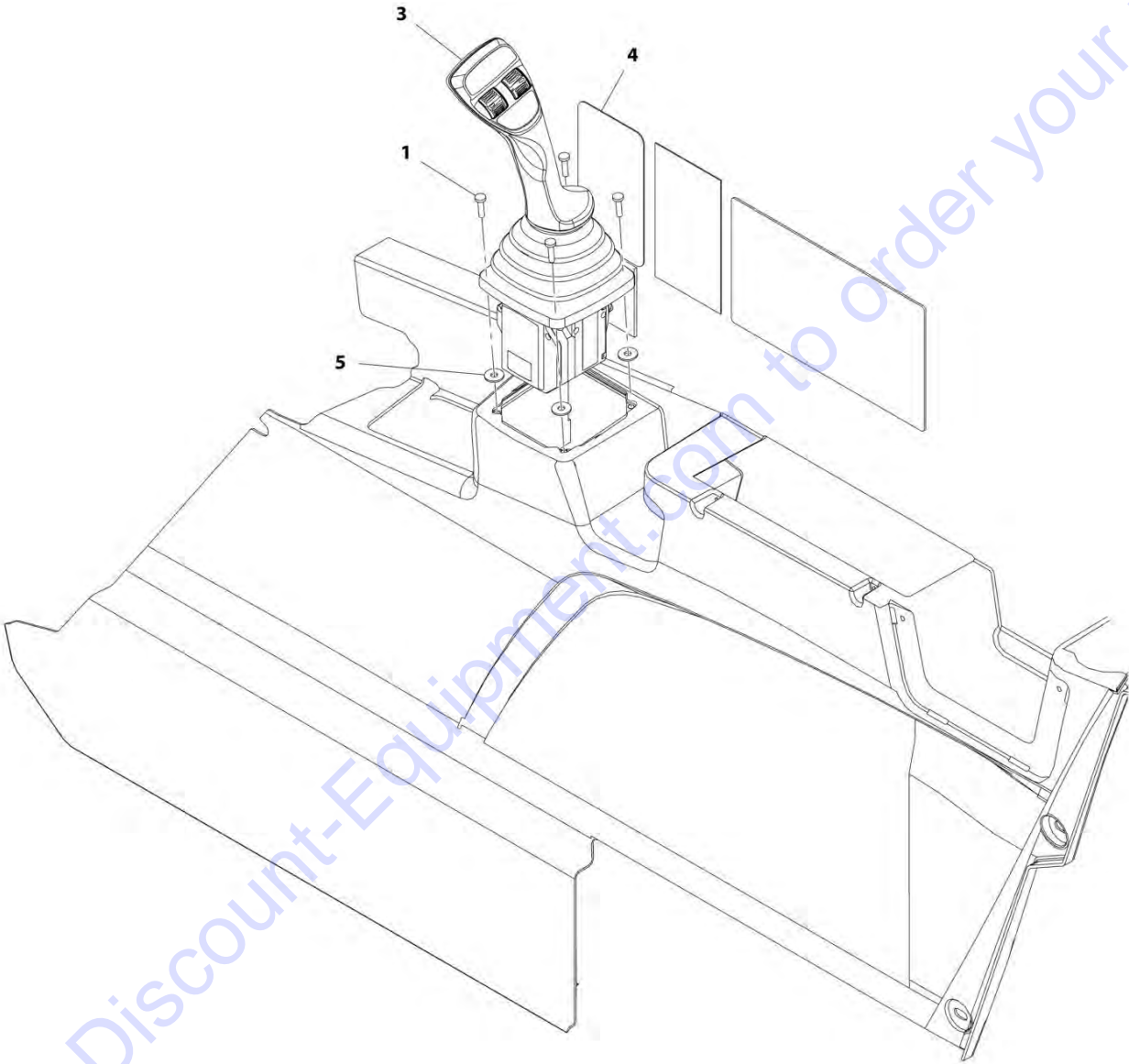
**FIGURE 7-10. HORN BUTTON INSTALLATION**

ITEM	PART NUMBER	QTY	DESCRIPTION	REV
1	1001169763	Ref	Horn Button Installation	A
	1001169268	1	Button, Horn	



**SECTION 7 - CONTROLS**

**FIGURE 7-11. JOYSTICK INSTALLATION (2 ROLLER, 0 BUTTON)**



ART\_1001167001-E

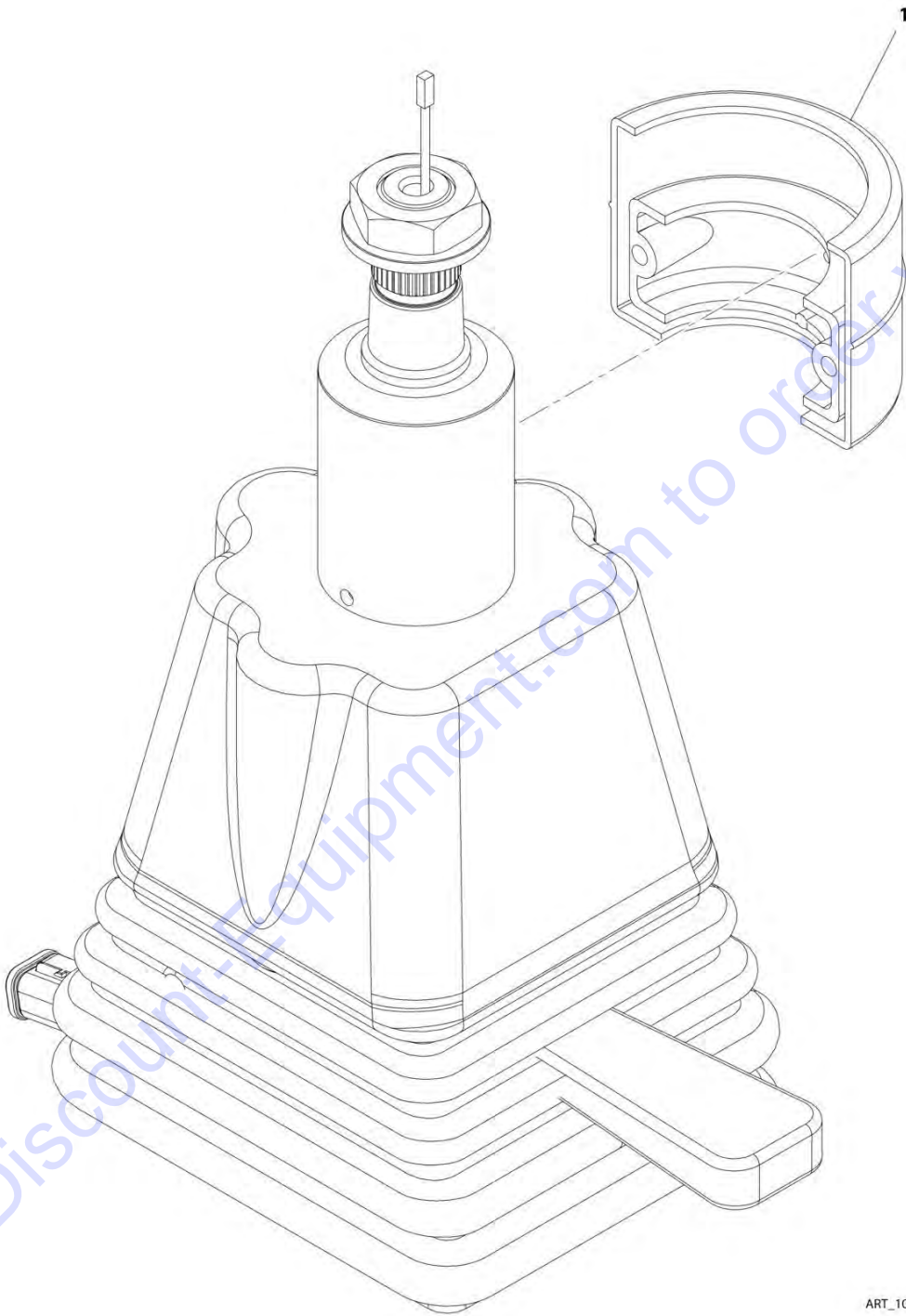
## SECTION 7 - CONTROLS

**FIGURE 7-11. JOYSTICK INSTALLATION (2 ROLLER, 0 BUTTON)**

ITEM	PART NUMBER	QTY	DESCRIPTION	REV
	1001167001	Ref	Joystick Installation (2 Roller, 0 Button)	E
1	4010510	4	Screw, M5X20	
3	1001222609	1	Joystick (See Separate Breakdown in this Section)	
4	1001181543	1	Decal, Joystick	
5	4811702001	AR	Washer	

SECTION 7 - CONTROLS

FIGURE 7-12. COLUMN CLAMP INSTALLATION



ART\_1001182671-C

## SECTION 7 - CONTROLS

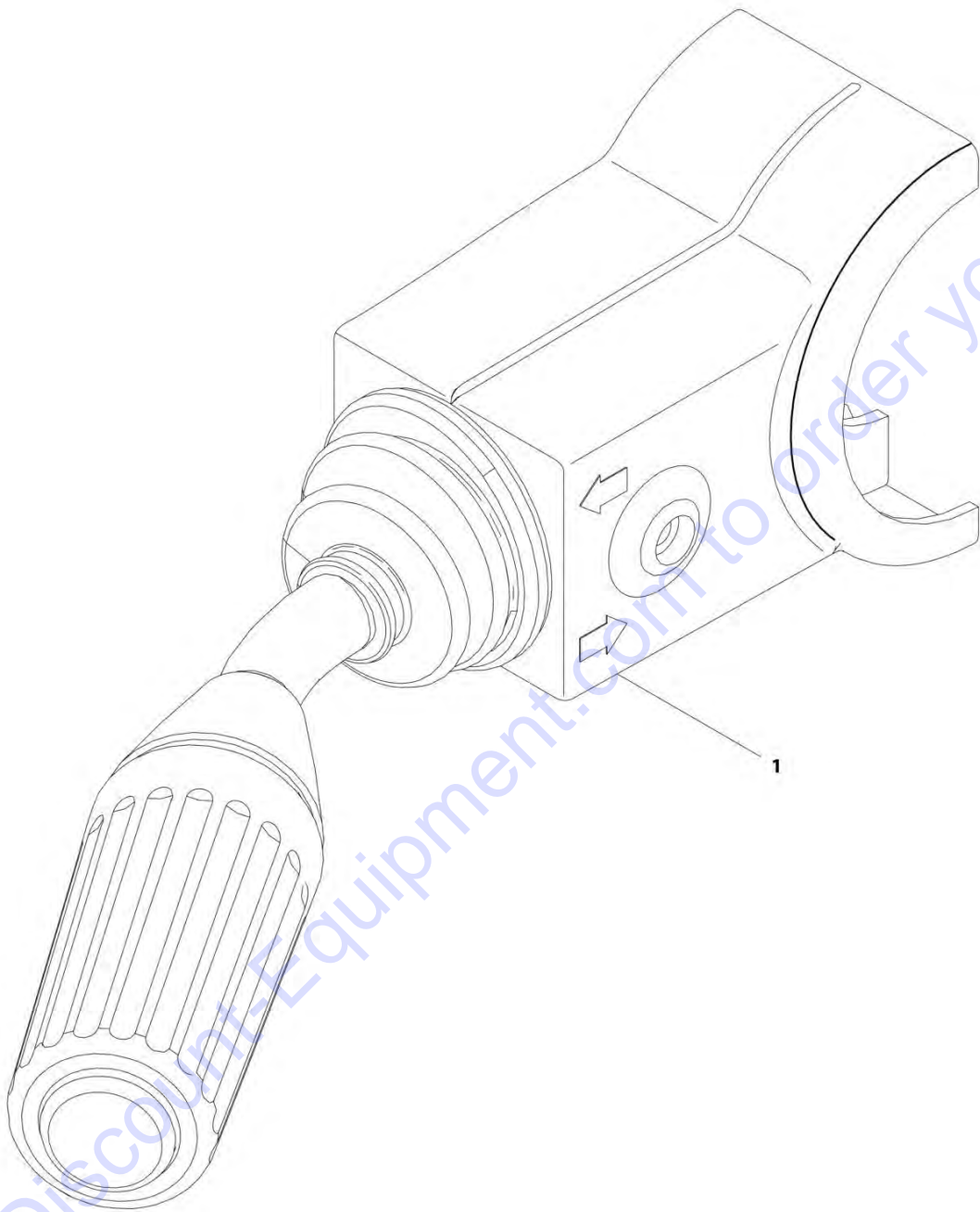
**FIGURE 7-12. COLUMN CLAMP INSTALLATION**

ITEM	PART NUMBER	QTY	DESCRIPTION	REV
1	1001182671	1	Column Clamp Installation	C
	1001199640	1	Clamp	

Go to Discount-Equipment.com to order your parts

SECTION 7 - CONTROLS

FIGURE 7-13. WIPER-TURN SWITCH



ART\_1001163695-A

## SECTION 7 - CONTROLS

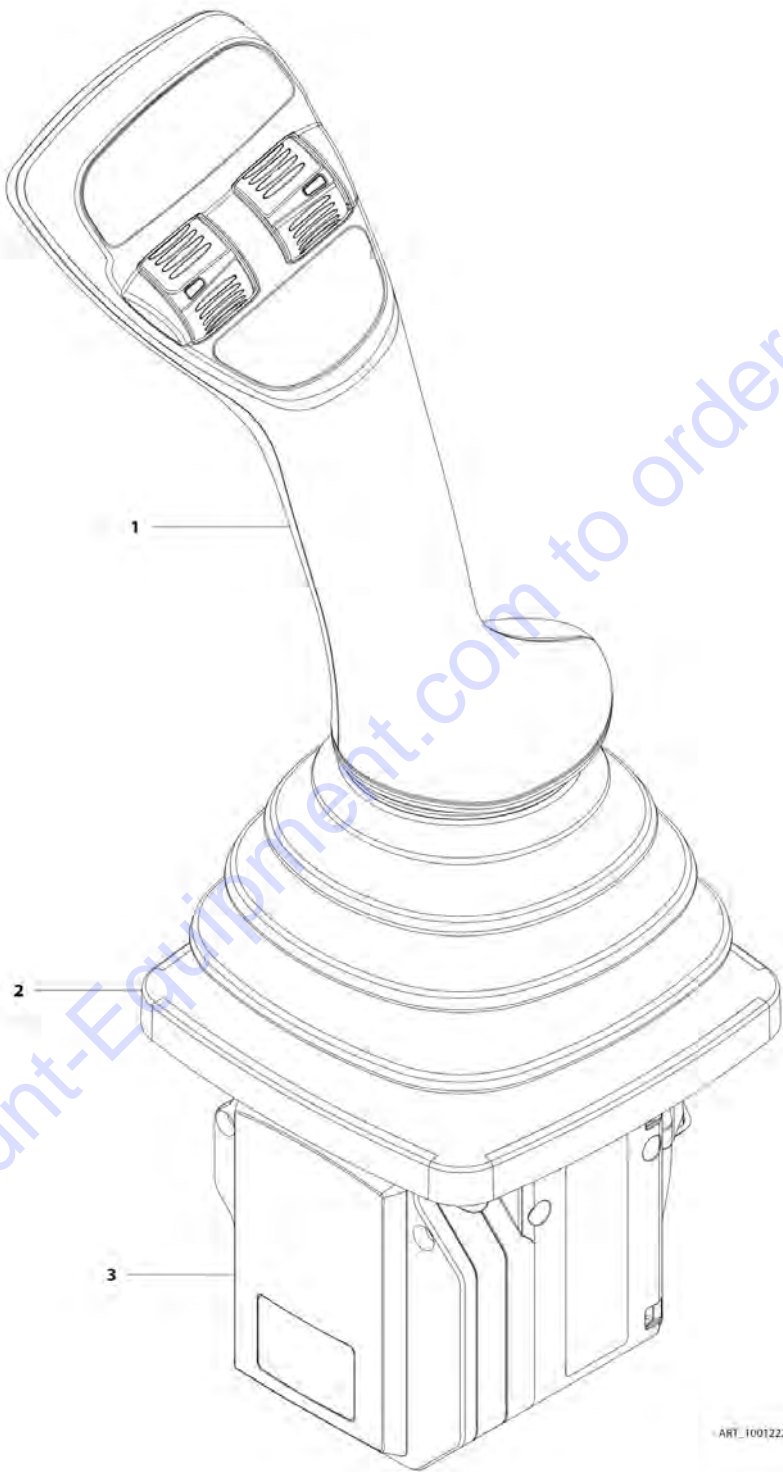
**FIGURE 7-13. WIPER-TURN SWITCH**

ITEM	PART NUMBER	QTY	DESCRIPTION	REV
1	1001163695	1	Wiper-Turn Switch	A

Go to Discount-Equipment.com to order your parts

SECTION 7 - CONTROLS

FIGURE 7-14. JOYSTICK



## SECTION 7 - CONTROLS

**FIGURE 7-14. JOYSTICK**

ITEM	PART NUMBER	QTY	DESCRIPTION	REV
	1001222609	Ref	Joystick	A
1	70026257	1	Handle, Joystick	
2	70025844	1	Gaiter	
3	70026258	1	Base, Joystick	

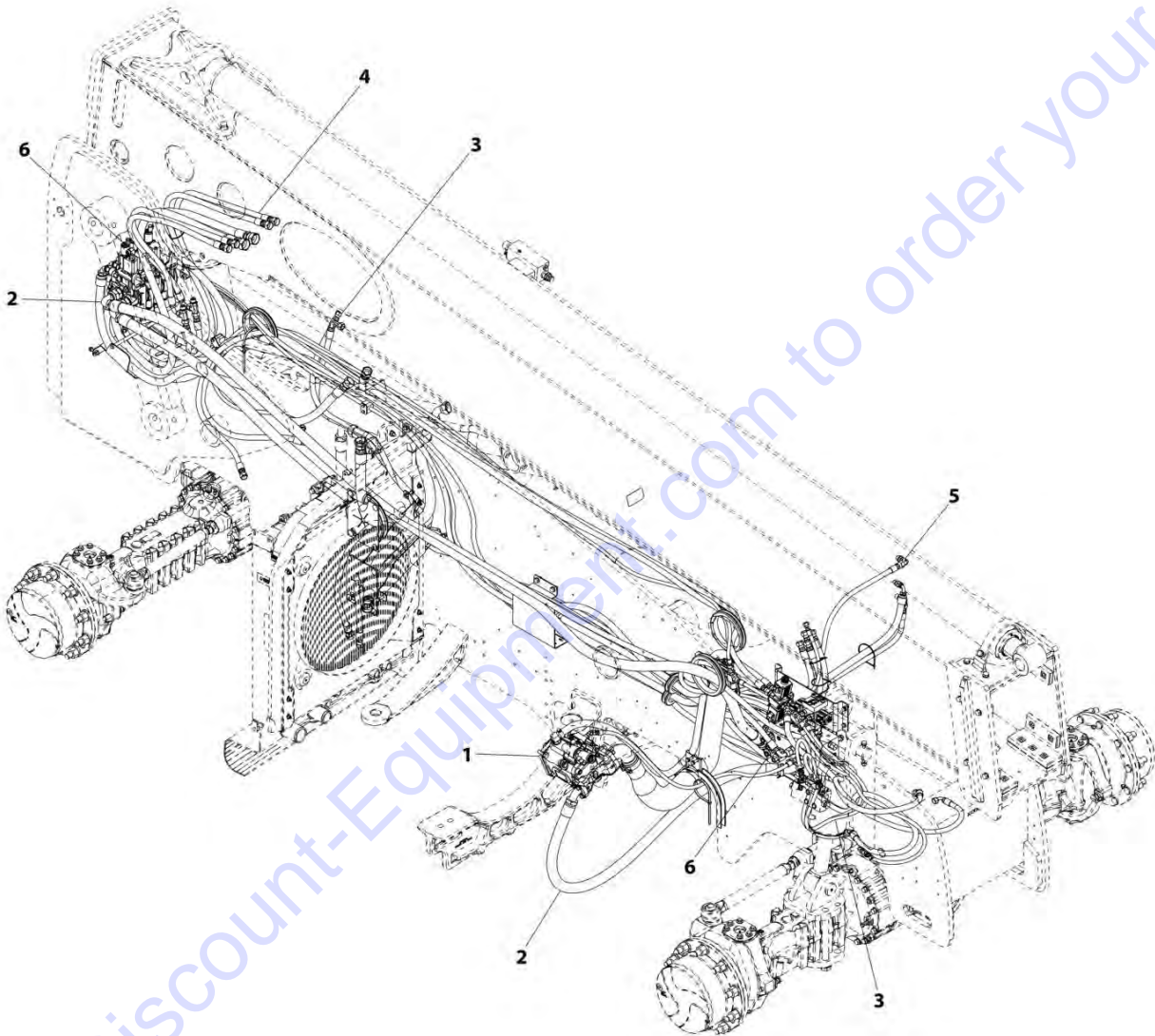




**SECTION 8 - HYDRAULIC CIRCUITS**

SECTION 8 - HYDRAULIC CIRCUITS

FIGURE 8-1. MAIN HYDRAULIC INSTALLATION (NO OUTRIGGERS)



ART\_1001227385-A

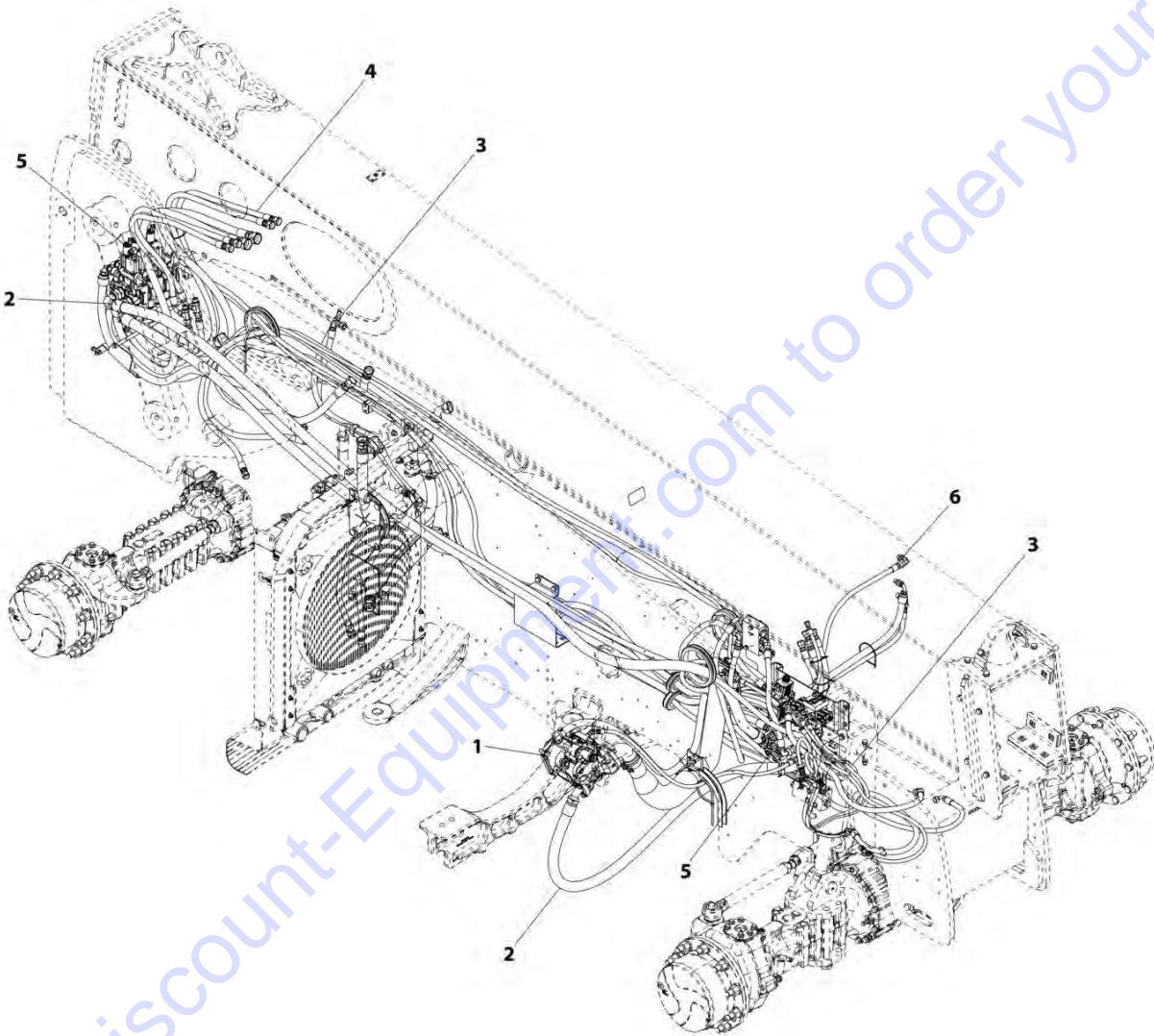
## SECTION 8 - HYDRAULIC CIRCUITS

**FIGURE 8-1. MAIN HYDRAULIC INSTALLATION (NO OUTRIGGERS)**

ITEM	PART NUMBER	QTY	DESCRIPTION	REV
1	1001227385	Ref	Main Hydraulic Installation (No Outriggers)	A
	1001162670	Ref	Installation, Piston Pump (See Separate Breakdown in this Section)	
2	1001227497	Ref	Installation, Hydraulic Lines (74HP) (See Separate Breakdown in this Section)	
3	1001168468	Ref	Installation, Frame Level Hydraulics (See Separate Breakdown in this Section)	
4	1001170100	Ref	Installation, Boom Hydraulic (See Separate Breakdown in this Section)	
5	1001175789	Ref	Installation, Cab Hydraulic (See Separate Breakdown in this Section)	
6	1001225748	Ref	Installation, Valve (See Separate Breakdown in this Section)	

SECTION 8 - HYDRAULIC CIRCUITS

FIGURE 8-2. MAIN HYDRAULIC INSTALLATION, EMERGENCY STEERING



ART\_1001227387-A

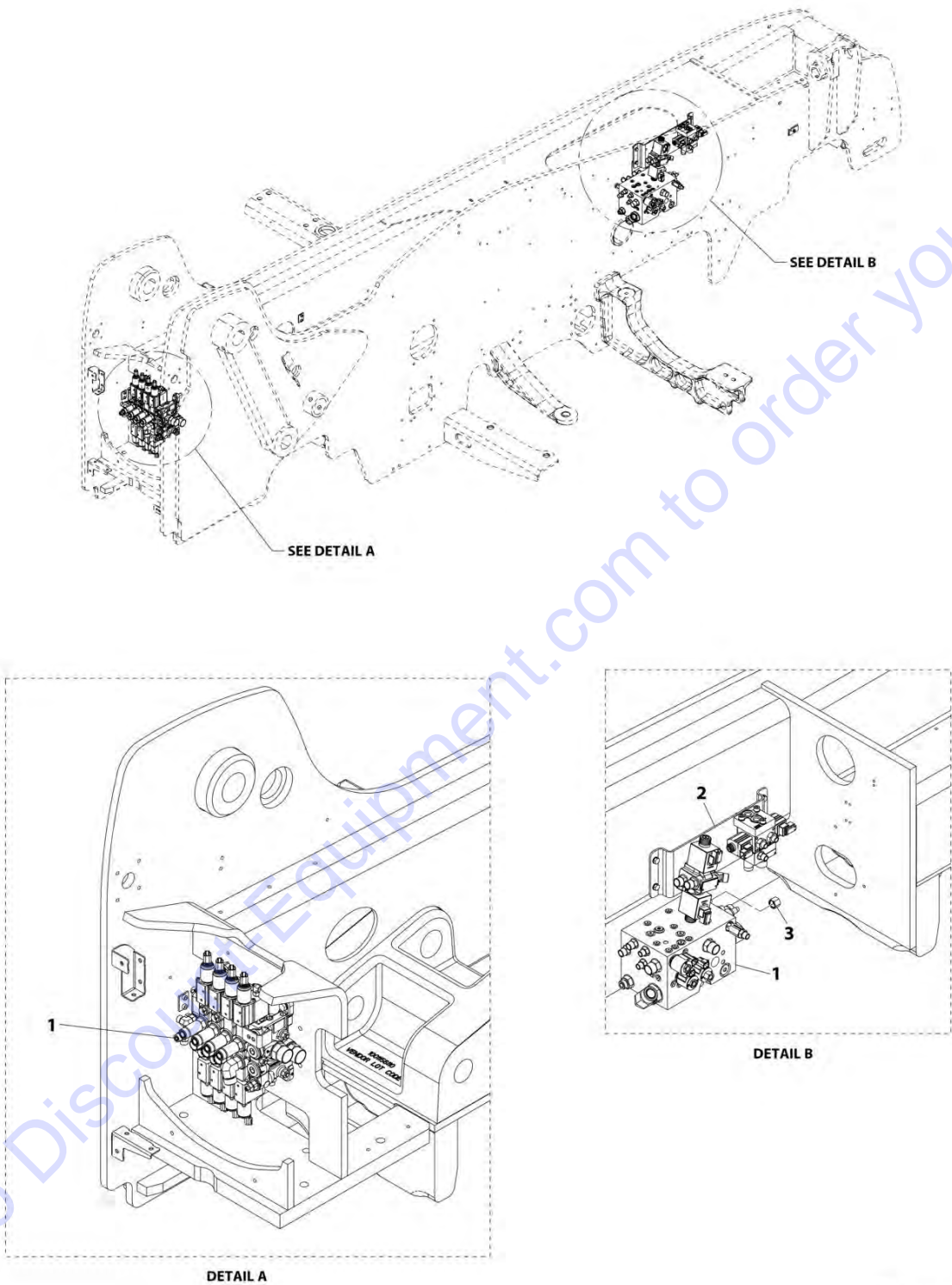
## SECTION 8 - HYDRAULIC CIRCUITS

**FIGURE 8-2. MAIN HYDRAULIC INSTALLATION, EMERGENCY STEERING**

ITEM	PART NUMBER	QTY	DESCRIPTION	REV
1	1001227387	Ref	Main Hydraulic Installation, Emergency Steering (No Outriggers)	A
	1001162670	Ref	Installation, Piston Pump (See Separate Breakdown in this Section)	
2	1001227497	Ref	Installation, Hydraulic Lines (74HP) (See Separate Breakdown in this Section)	
3	1001168468	Ref	Installation, Frame Level Hydraulics (See Separate Breakdown in this Section)	
4	1001170100	Ref	Installation, Boom Hydraulic (See Separate Breakdown in this Section)	
5	1001225748	Ref	Installation, Valve (See Separate Breakdown in this Section)	
6	1001226575	Ref	Installation, Cab Hydraulic, Emergency Steering (See Separate Breakdown in this Section)	

SECTION 8 - HYDRAULIC CIRCUITS

FIGURE 8-3. VALVE INSTALLATION



ART\_1001225748-A

## SECTION 8 - HYDRAULIC CIRCUITS

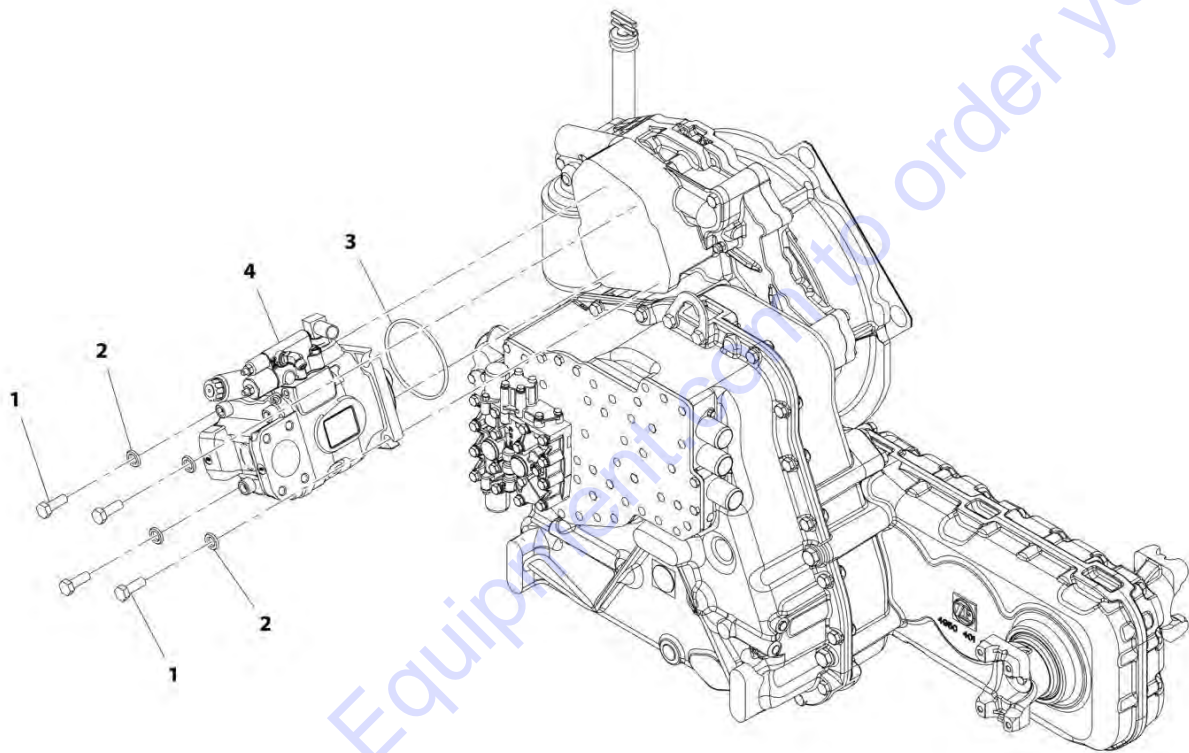
**FIGURE 8-3. VALVE INSTALLATION**

ITEM	PART NUMBER	QTY	DESCRIPTION	REV
1	1001225748	Ref	Valve Installation	A
	1001225750	Ref	Installation, Main Control Valve (See Separate Breakdown in this Section)	
2	1001168465	Ref	Installation, Steering Select and Frame Level Valve (See Separate Breakdown in this Section)	
3	2170906	1	Fitting, ORFS	



SECTION 8 - HYDRAULIC CIRCUITS

FIGURE 8-4. PISTON PUMP INSTALLATION



ART\_1001162670-C

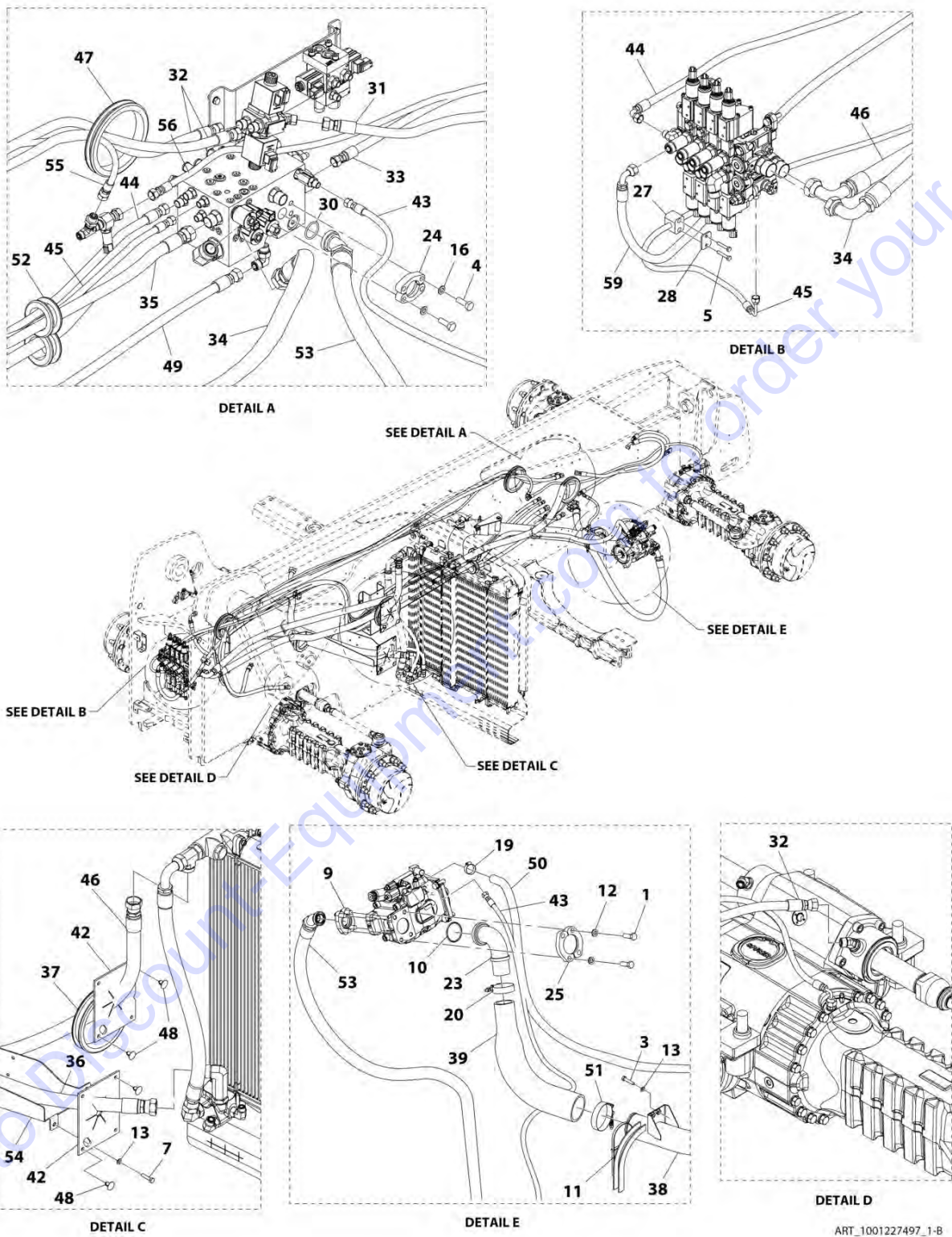
## SECTION 8 - HYDRAULIC CIRCUITS

**FIGURE 8-4. PISTON PUMP INSTALLATION**

ITEM	PART NUMBER	QTY	DESCRIPTION	REV
	1001162670	Ref	Piston Pump Installation	C
1	0761215	4	Bolt, M12X35	
2	4740532	4	Washer	
3	80933113	1	O-Ring	
4	1001162674	1	Assembly, Piston Pump (See Separate Breakdown in this Section)	

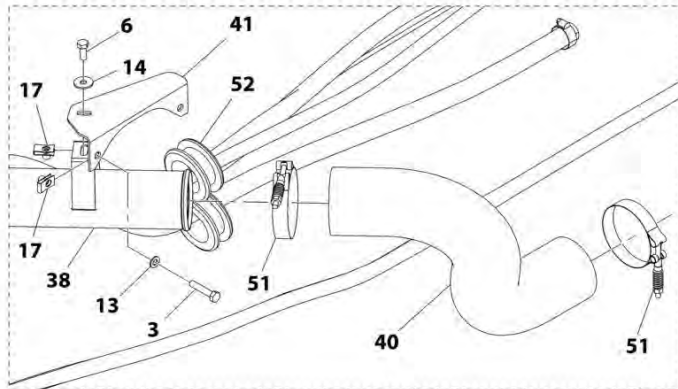
SECTION 8 - HYDRAULIC CIRCUITS

FIGURE 8-5. MAIN HYDRAULIC INSTALLATION

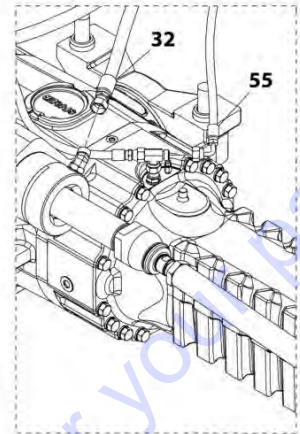




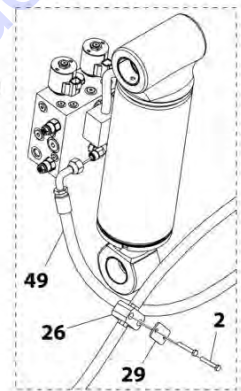
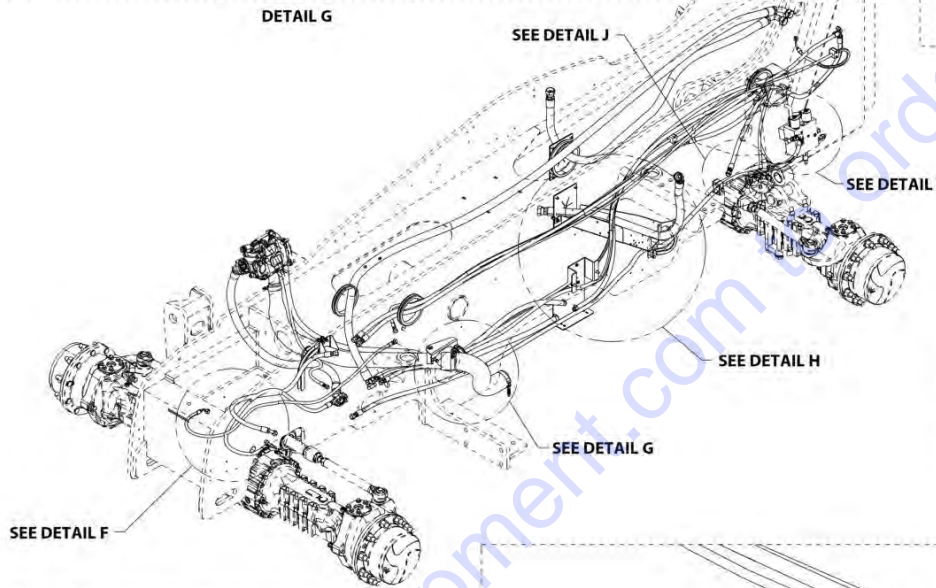
## SECTION 8 - HYDRAULIC CIRCUITS



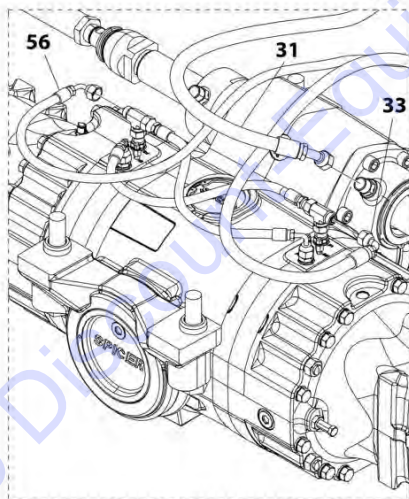
DETAIL G



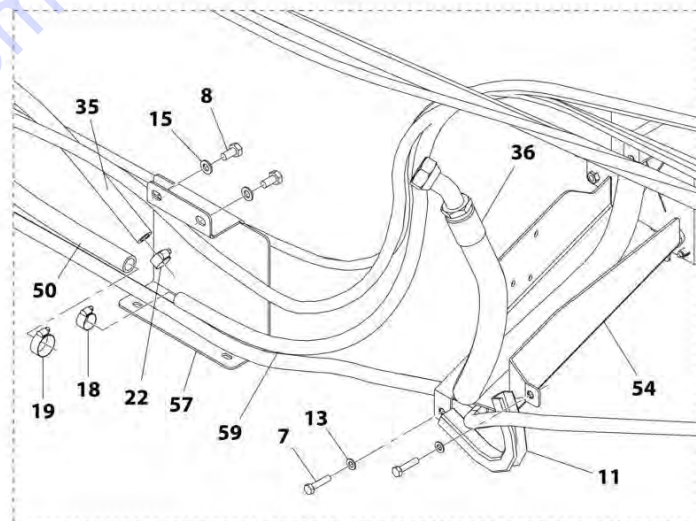
DETAIL J



DETAIL I



DETAIL F



DETAIL H

ART\_1001227497\_2-B

## SECTION 8 - HYDRAULIC CIRCUITS

FIGURE 8-5. MAIN HYDRAULICS INSTALLATION

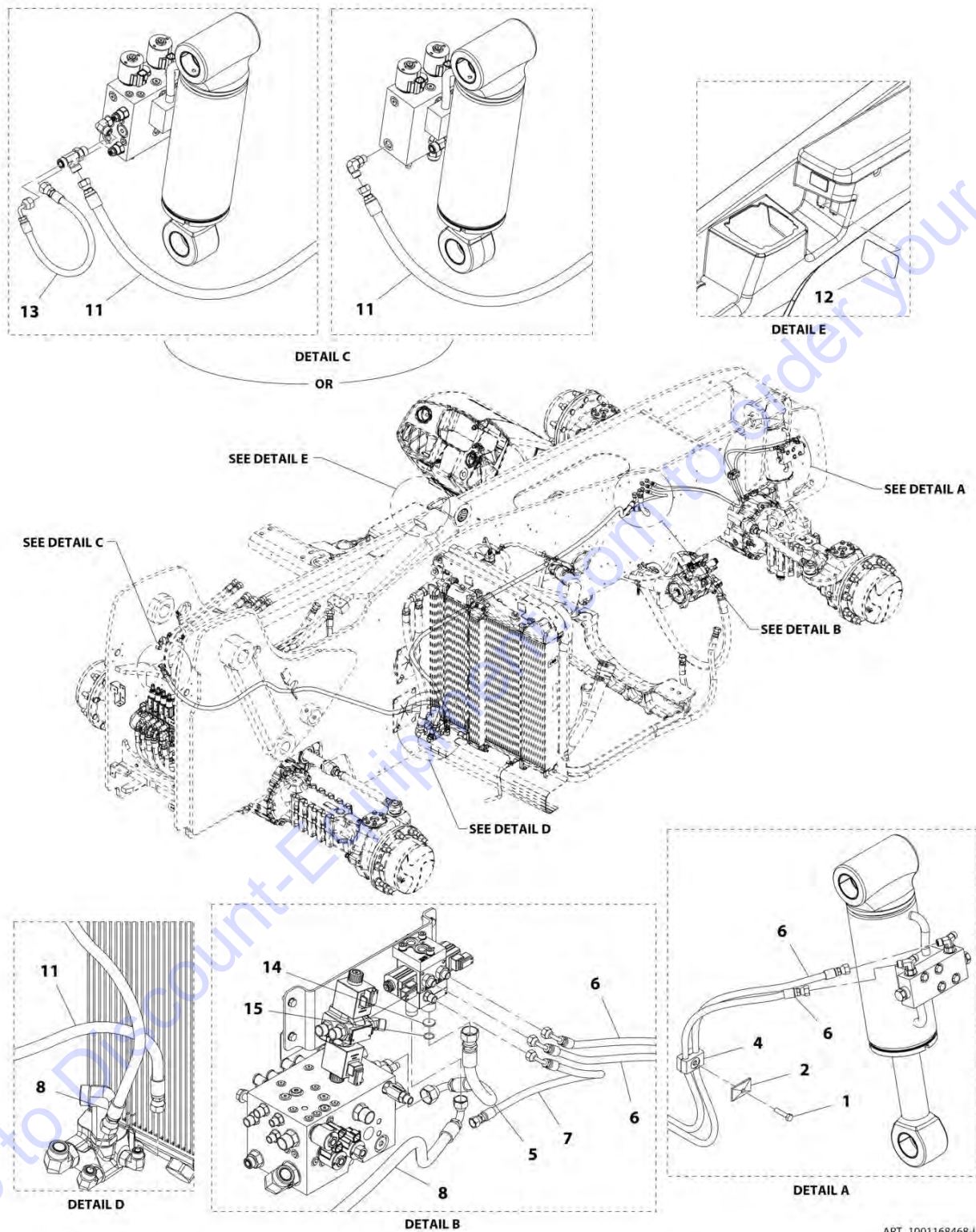
ITEM	PART NUMBER	QTY	DESCRIPTION	REV
	1001227497	Ref	Hydraulic Lines Installation (74HP)	B
1	0641812	4	Bolt, 1/2-13X1	
2	0700616	2	Bolt, M6X40	
3	0700816	4	Bolt, M8X40	
4	0701014	4	Bolt, M10X30	
5	0760615	4	Bolt, M6X35	
6	0760810	1	Bolt, M8X20	
7	0760815	4	Bolt, M8X35	
8	0761010	2	Bolt, M10X20	
9	2220478	1	Kit, Flange	
10	3790228	1	O-Ring	
11	4060919	467 mm	Trim	
12	4761800	4	Washer, Lock 1/2	
13	4811900	8	Washer, M8	
14	4811902	1	Washer, M8	
15	4812000	2	Washer, M10	
16	4832000	4	Washer, Lock M10	
17	8310686	3	Nut, Retainer M8X12.5	
18	8405006	1	Clamp, Gear	
19	8405007	2	Clamp, Hose	
20	8405209	1	Clamp, T-Bolt	
22	8410009	1	Clamp, Gear	
23	8424233	1	Elbow, 90	
24	8530030	2	Flange	
25	8546407	2	Flange, Half	
26	8750029	1	Clamp, Hose	
27	8750030	2	Clamp, Hose	
28	8769146	2	Plate, Cover	
29	8769153	1	Plate, Cover	
30	91083106	1	O-Ring	
31	1001161340	1	Hose	
32	1001161343	2	Hose	
33	1001161535	1	Hose	
34	1001161972	1	Hose	
35	1001161976	1	Hose	
36	1001161978	1	Hose	
37	1001169830	1	Grommet	
38	1001173446	1	Pipe	
39	1001173450	1	Hose	
40	1001173451	1	Hose	
41	1001174338	1	Bracket	
42	1001175347	2	Grommet	
43	1001175694	1	Hose	
44	1001175696	1	Hose	
45	1001175697	1	Hose	
46	1001175699	1	Hose	
47	1001177704	3	Grommet	
48	1001180306	8	Screw	
49	1001182506	1	Hose	
50	1001186418	1	Hose	

## SECTION 8 - HYDRAULIC CIRCUITS

ITEM	PART NUMBER	QTY	DESCRIPTION	REV
51	1001186843	3	Clamp, T-Bolt	
52	1001188971	2	Grommet	
53	1001192098	1	Hose	
54	1001199750	1	Channel	
55	1001202847	1	Hose	
56	1001203502	1	Hose	
57	1001208881	1	Bracket	
59	1001225467	1	Hose	

SECTION 8 - HYDRAULIC CIRCUITS

FIGURE 8-6. FRAME LEVEL HYDRAULICS INSTALL (NO OUTRIGGERS)



## SECTION 8 - HYDRAULIC CIRCUITS

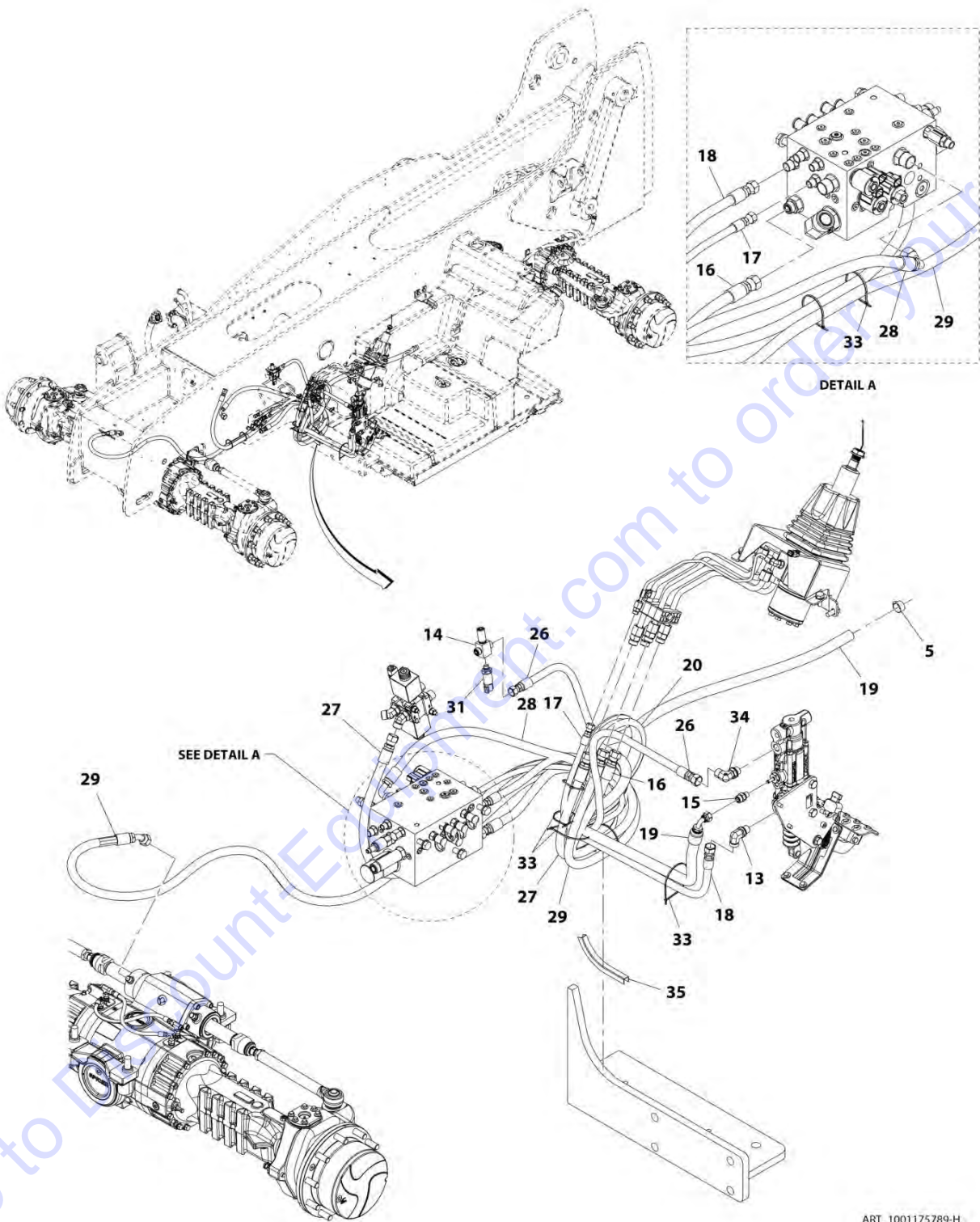
**FIGURE 8-6. FRAME LEVEL HYDRAULICS INSTALL (NO OUTRIGGERS)**

ITEM	PART NUMBER	QTY	DESCRIPTION	REV
	1001168468	Ref	Frame Level Hydraulics Installation (No Outriggers)	I
1	0760815	1	Bolt, M8X35	
2	1321752	1	Clamp	
4	77133168	1	Clamp	
5	1001204090	1	Hose	
6	1001162069	2	Hose	
7	1001175703	1	Hose	
8	1001175704	1	Hose	
11	1001192042	1	Hose	
12	1670836	1	Cover, Boom	
13	1001097810	AR	Hose	
14	1001207296	1	Disc, Orifice	
15	8630005	1	O-Ring	



SECTION 8 - HYDRAULIC CIRCUITS

FIGURE 8-7. CAB HYDRAULIC INSTALLATION



ART\_1001175789-H

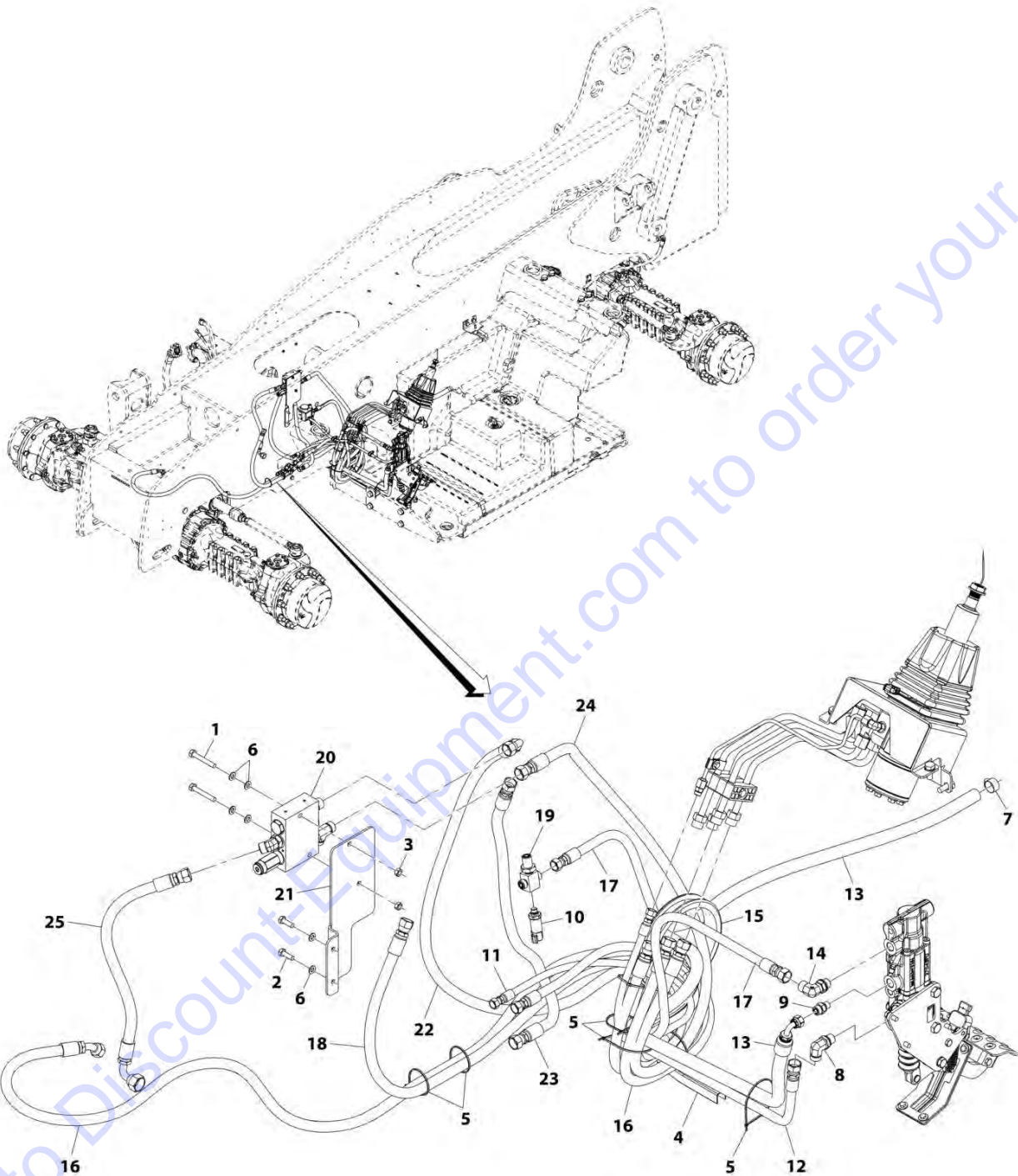
## SECTION 8 - HYDRAULIC CIRCUITS

**FIGURE 8-7. CAB HYDRAULIC INSTALLATION**

ITEM	PART NUMBER	QTY	DESCRIPTION	REV
	1001175789	Ref	Cab Hydraulic Installation	H
5	8405006	1	Clamp, Gear	
13	8770120	1	Fitting, 90 ORFS	
14	1001205756	1	Adapter	
15	80233218	1	Fitting, Straight ORFS	
16	1001161344	1	Hose	
17	1001161346	1	Hose	
18	1001161527	1	Hose	
19	1001161528	1	Hose	
20	1001169830	1	Grommet	
26	1001203067	1	Hose	
27	1001204152	1	Hose	
28	1001204154	1	Hose	
29	1001175713	1	Hose	
31	1001147340	1	Sensor, Pressure Transducer	
33	4240099	AR	Tie, Wire	
34	1001168054	1	Fitting, 90 ORFS	
35	4060919	230 mm	Trim, Hose Protection	

SECTION 8 - HYDRAULIC CIRCUITS

FIGURE 8-8. EMERGENCY STEERING CAB HYDRAULIC INSTALLATION



ART\_1001226575-A

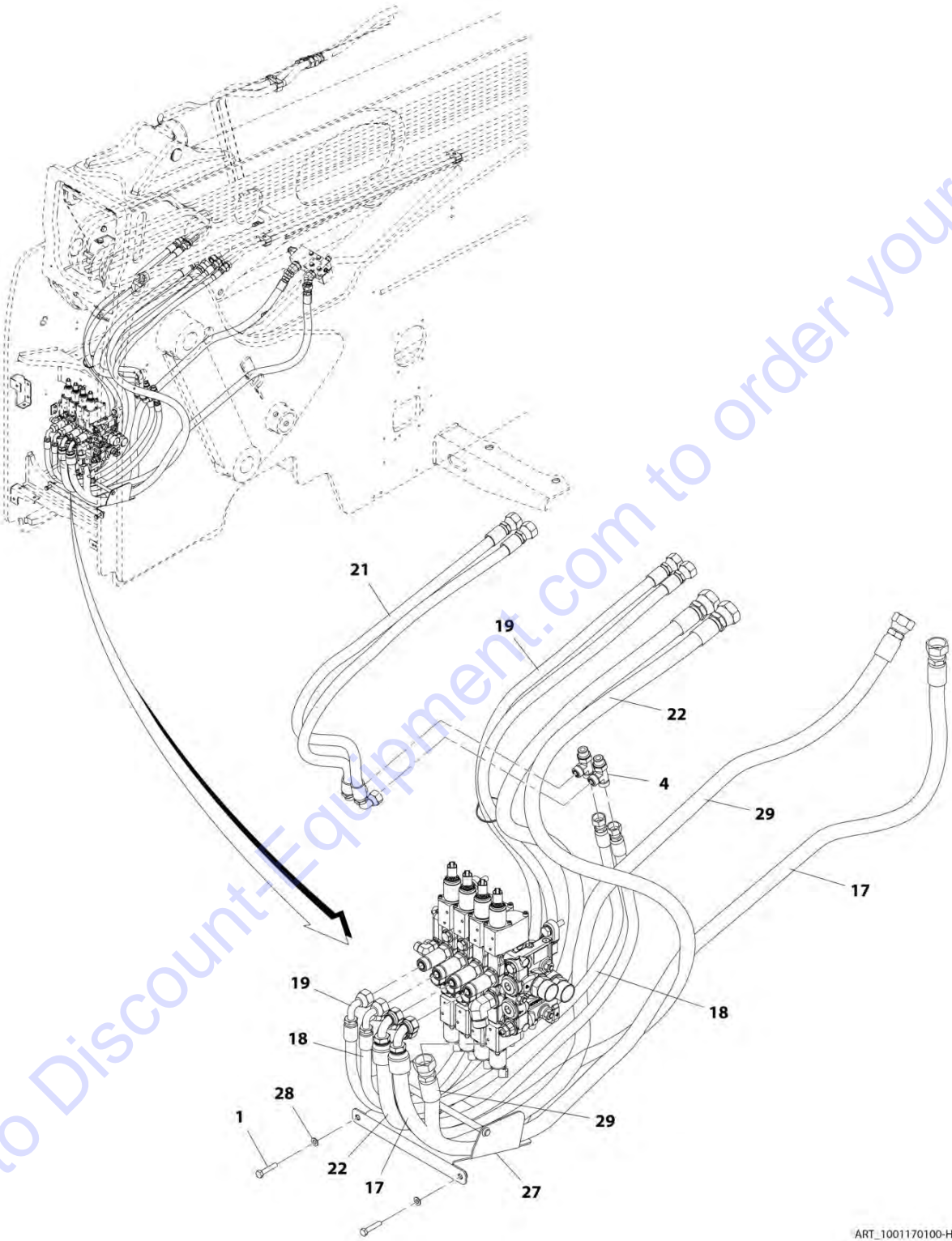
## SECTION 8 - HYDRAULIC CIRCUITS

**FIGURE 8-8. EMERGENCY STEERING CAB HYDRAULIC INSTALLATION**

ITEM	PART NUMBER	QTY	DESCRIPTION	REV
	1001226575	Ref	Cab Hydraulic Installation, Emergency Steering (Outriggers)	A
1	0700819	2	Bolt, M8X55	
2	0760812	2	Bolt, M8X25	
3	3290801	2	Nut, M8X1.25	
4	4060919	230 mm	Trim, Hose Protection	
5	4240099	AR	Tie, Wire	
6	4811900	6	Washer, M8	
7	8405006	1	Clamp, Gear	
8	8770120	1	Fitting, 90 ORFS	
9	80233218	1	Fitting, Straight ORFS	
10	1001147340	1	Sensor, Pressure Transducer	
11	1001161346	1	Hose	
12	1001161527	1	Hose	
13	1001161528	1	Hose	
14	1001168054	1	Fitting, 90 ORFS	
15	1001169830	1	Grommet	
16	1001175713	1	Hose	
17	1001203067	1	Hose	
18	1001204152	1	Hose	
19	1001205756	1	Adapter	
20	1001219191	1	Emergency Steering Manifold Installation (See Separate Breakdown in HYDRAULIC COMPONENTS Section)	
21	1001221520	1	Bracket, Emergency Steer Manifold	
22	1001221527	1	Hose	
23	1001221741	1	Hose	
24	1001221742	1	Hose	
25	1001221744	1	Hose	

SECTION 8 - HYDRAULIC CIRCUITS

FIGURE 8-9. BOOM HYDRAULIC INSTALLATION



ART\_1001170100-H



## SECTION 8 - HYDRAULIC CIRCUITS

**FIGURE 8-9. BOOM HYDRAULIC INSTALLATION**

ITEM	PART NUMBER	QTY	DESCRIPTION	REV
	1001170100	Ref	Boom Hydraulic Installation, Emergency Steering	H
1	0700816	2	Bolt, M8X40	
4	2170308	2	Fitting, Tee ORFS	
17	1001169375	1	Hose	
18	1001188637	2	Hose	
19	1001169378	2	Hose	
21	1001175718	1	Hose	
22	1001169376	2	Hose	
27	1001193771	1	Channel, Boom Hose	
28	4811900	2	Washer, M8	
29	1001195217	1	Hose	

# PARTS FINDER

**Search Website  
by Part Number**

**Discount  
Equipment**

**Search Manual  
Library For Parts  
Manual & Lookup Part  
Numbers – Purchase  
or Request Quote**

**Search Manuals**

Please select the correct make, model and year for your equipment.

Make:

Model:

Year:

Serial:

Part Number:

Quantity:

**Search**

**Can't Find Part or  
Manual? Request Help  
by Manufacturer,  
Model & Description**

**Parts Order Form**

Please fill in the following information:

Manufacturer:

Model:

Year:

Serial:

Part Number:

Quantity:

Part Name:

Part Description:

Part Location:

Part Condition:

Part Status:

Part Notes:

**Submit**

Discount-Equipment.com is your online resource for quality parts & equipment.

Florida: 561-964-4949 Outside Florida TOLL FREE: 877-690-3101

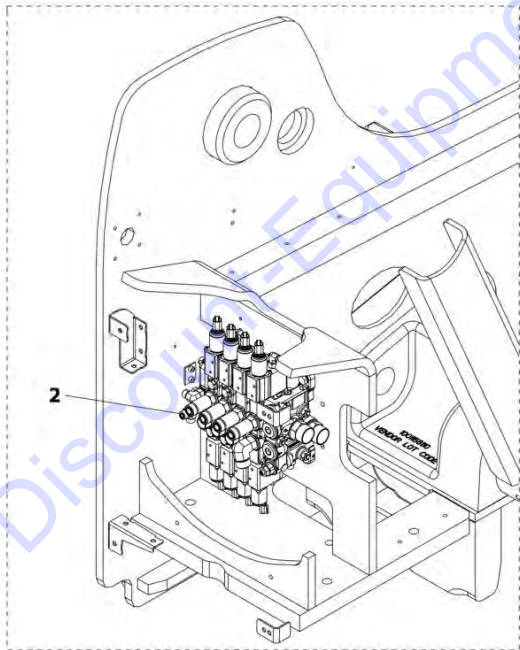
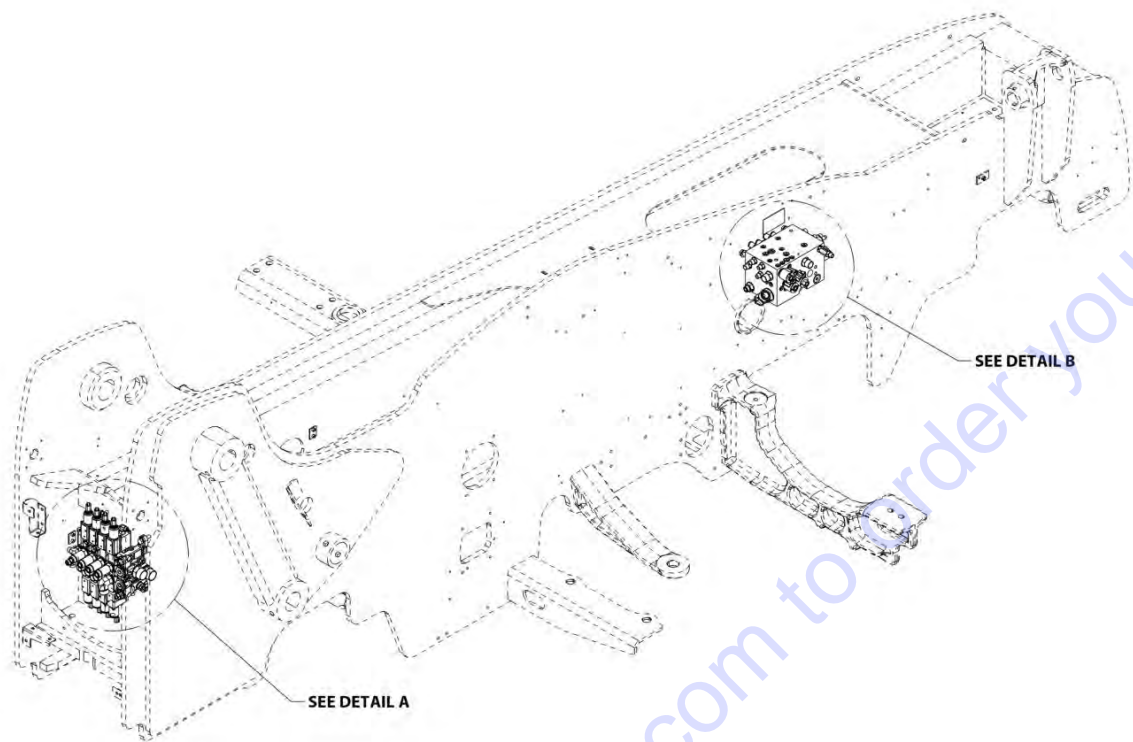
## Need parts?

Click on this link: <http://www.discount-equipment.com/category/5443-parts/> and choose one of the options to help get the right parts and equipment you are looking for. Please have the machine model and serial number available in order to help us get you the correct parts. If you don't find the part on the website or on one of the online manuals, please fill out the request form and one of our experienced staff members will get back to you with a quote for the right part that your machine needs.

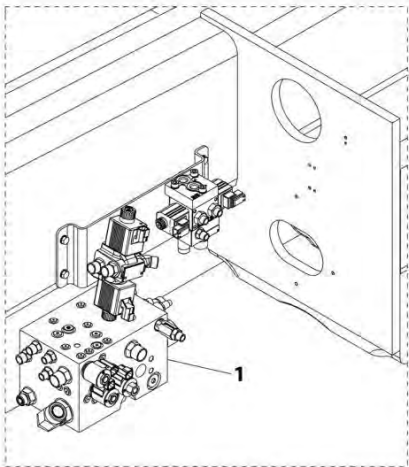
We sell worldwide for the brands: Genie, Terex, JLG, MultiQuip, Mikasa, Essick, Whiteman, Mayco, Toro Stone, Diamond Products, Generac Magnum, Airman, Haulotte, Barreto, Power Blanket, Nifty Lift, Atlas Copco, Chicago Pneumatic, Allmand, Miller Curber, Skyjack, Lull, Skytrak, Tsurumi, Husquvarna Target, Stow, Wacker, Sakai, Mi-T-M, Sullair, Basic, Dynapac, MBW, Weber, Bartell, Bennar Newman, Haulotte, Ditch Runner, Menegotti, Morrison, Contec, Buddy, Crown, Edco, Wyco, Bomag, Laymor, EZ Trench, Bil-Jax, F.S. Curtis, Gehl Pavers, Heli, Honda, ICS/PowerGrit, IHI, Partner, Imer, Clipper, MMD, Koshin, Rice, CH&E, General Equipment ,Amida, Coleman, NAC, Gradall, Square Shooter, Kent, Stanley, Tamco, Toku, Hatz, Kohler, Robin, Wisconsin, Northrock, Oztec, Toker TK, Rol-Air, APT, Wylie, Ingersoll Rand / Doosan, Innovatech, Con X, Ammann, Mecalac, Makinex, Smith Surface Prep, Small Line, Wanco, Yanmar

SECTION 8 - HYDRAULIC CIRCUITS

FIGURE 8-10. MAIN HYDRAULIC VALVES INSTALLATION



DETAIL A



DETAIL B

ART\_1001225750-A



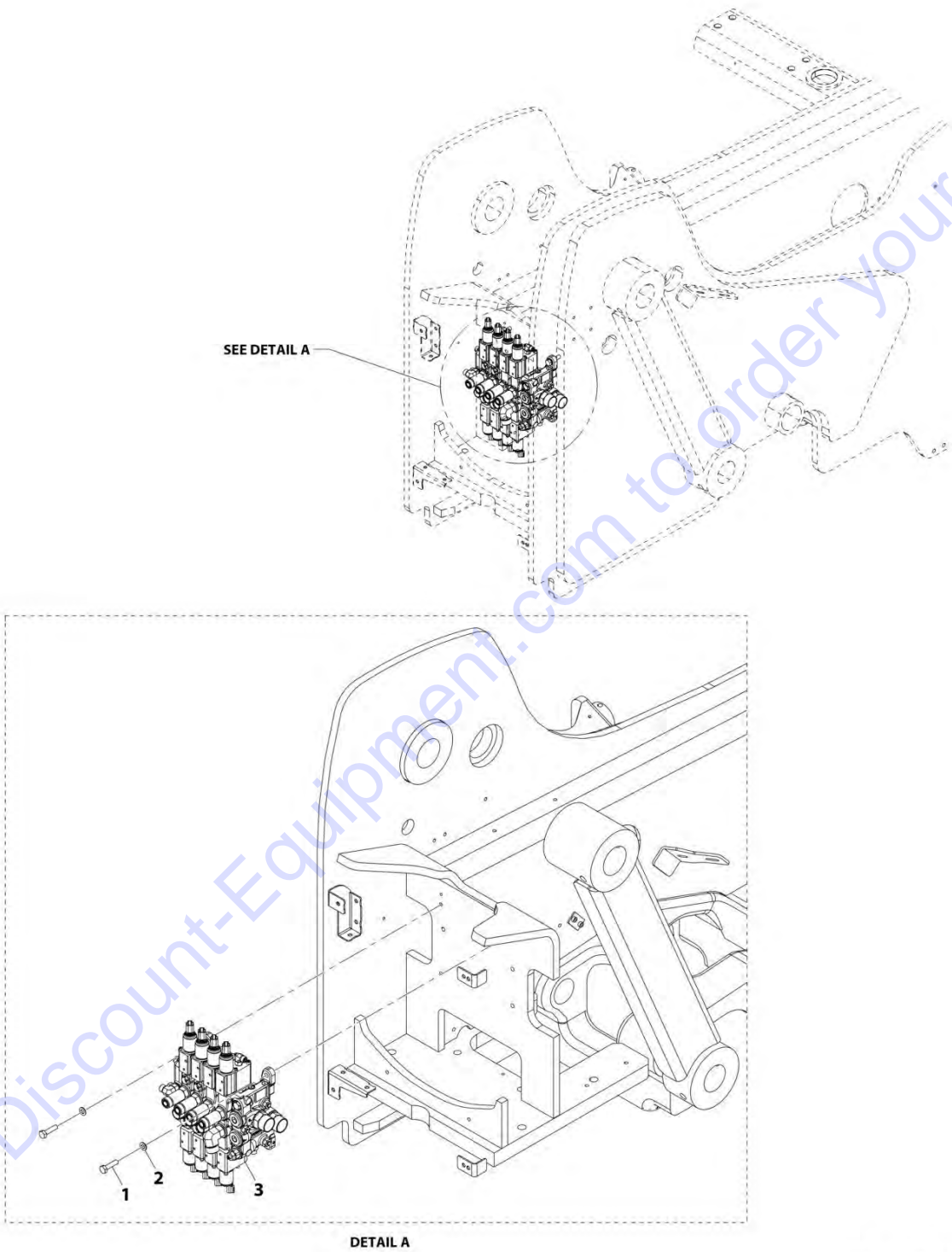
## SECTION 8 - HYDRAULIC CIRCUITS

**FIGURE 8-10. MAIN HYDRAULIC VALVES INSTALLATION**

ITEM	PART NUMBER	QTY	DESCRIPTION	REV
1	1001225750	Ref	Main Hydraulic Valves Installation	A
	1001161308	Ref	Installation, Priority Manifold Valve (See Separate Breakdown in this Section)	
2	1001225751	Ref	Installation, Main Control Valve (See Separate Breakdown in this Section)	

SECTION 8 - HYDRAULIC CIRCUITS

FIGURE 8-11. MAIN CONTROL VALVE INSTALLATION



ART\_1001225751-A

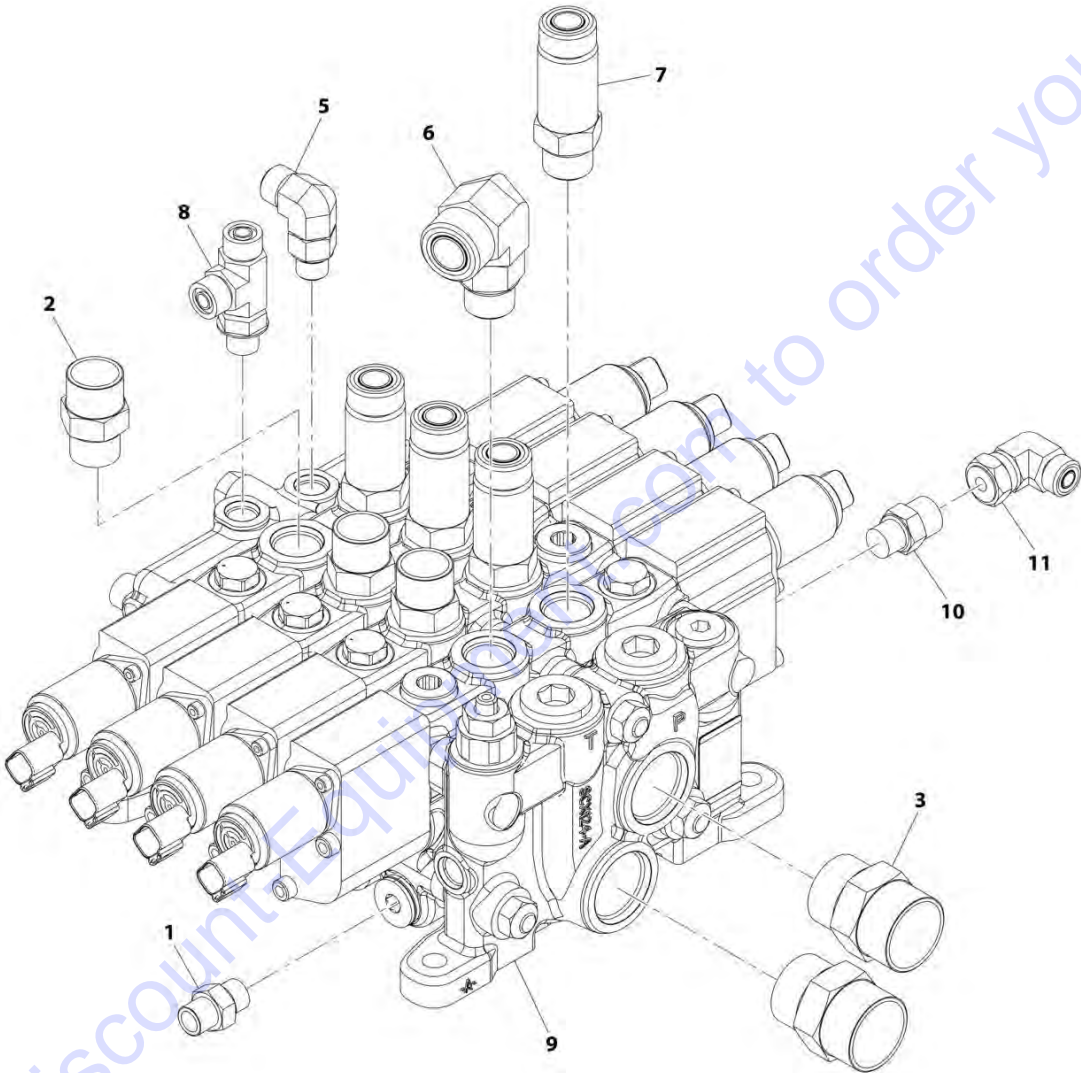
## SECTION 8 - HYDRAULIC CIRCUITS

**FIGURE 8-11. MAIN CONTROL VALVE INSTALLATION**

ITEM	PART NUMBER	QTY	DESCRIPTION	REV
	1001225751	Ref	Main Control Valve Installation	A
1	0701016	3	Bolt, M10X40	
2	4812000	3	Washer, M10	
3	1001225752	1	Assembly, Main Control Valve Assembly (See Separate Breakdown in this Section)	

SECTION 8 - HYDRAULIC CIRCUITS

FIGURE 8-12. MAIN CONTROL VALVE ASSEMBLY



ART\_1001225752-C

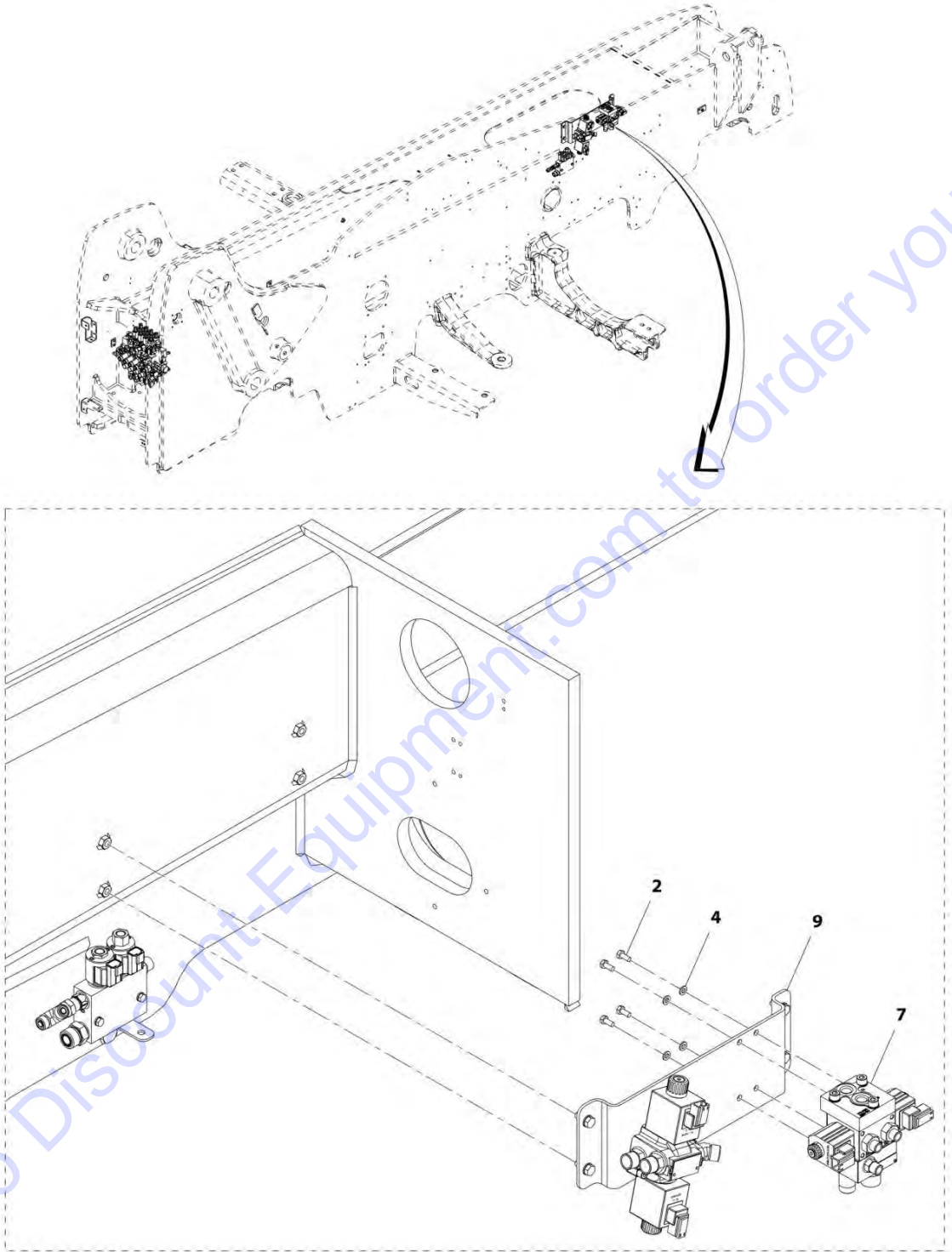
## SECTION 8 - HYDRAULIC CIRCUITS

**FIGURE 8-12. MAIN CONTROL VALVE ASSEMBLY**

ITEM	PART NUMBER	QTY	DESCRIPTION	REV
	1001225752	Ref	Main Control Valve Assembly	C
1	2110406	1	Fitting, Straight ORFS	
2	2111010	3	Fitting, Straight ORFS	
3	2111616	2	Fitting, Straight ORFS	
5	2130606	1	Fitting, 90 ORFS	
6	2131210	1	Fitting, 90 ORFS	
7	2170110	4	Fitting, Straight ORFS	
8	2170306	1	Fitting, Tee ORFS	
9		Ref	Valve, Main Control (See Separate Breakdown in HYDRAULIC COMPONENTS Section)	
10	2110606	1	Fitting, Straight ORFS	
11	2172106	1	Adapter, 90	

SECTION 8 - HYDRAULIC CIRCUITS

FIGURE 8-13. STEERING SELECT AND FRAME LEVEL VALVE INSTALLATION



ART\_1001168465-D

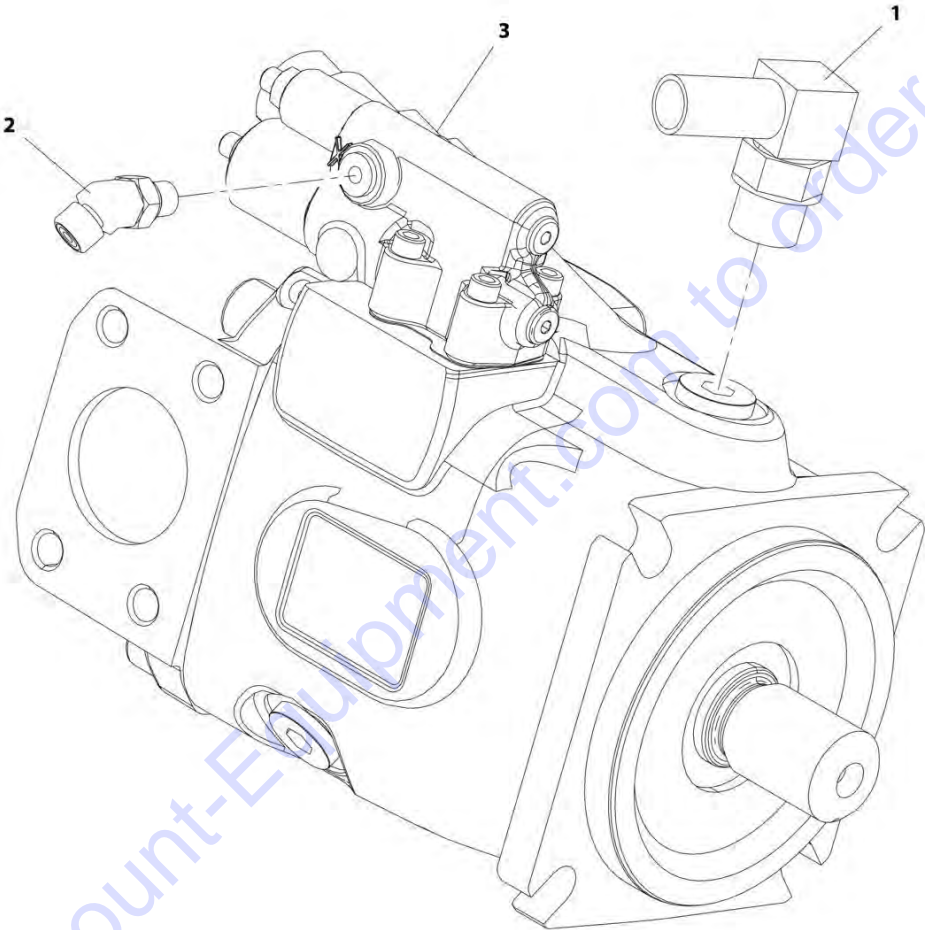
## SECTION 8 - HYDRAULIC CIRCUITS

**FIGURE 8-13. STEERING SELECT AND FRAME LEVEL VALVE INSTALLATION**

ITEM	PART NUMBER	QTY	DESCRIPTION	REV
	1001168465	Ref	Steering Select and Frame Level Valve Installation	D
2	0760607	4	Bolt, M6X14	
4	4811700	4	Washer, M6	
7	1001169087	1	Assembly, Frame Level Valve (See Separate Breakdown in this Section)	
9	1001168464	Ref	Installation, Steering Select Valve Mounting (See Separate Breakdown in this Section)	

SECTION 8 - HYDRAULIC CIRCUITS

FIGURE 8-14. PISTON PUMP ASSEMBLY



ART\_1001162674-C



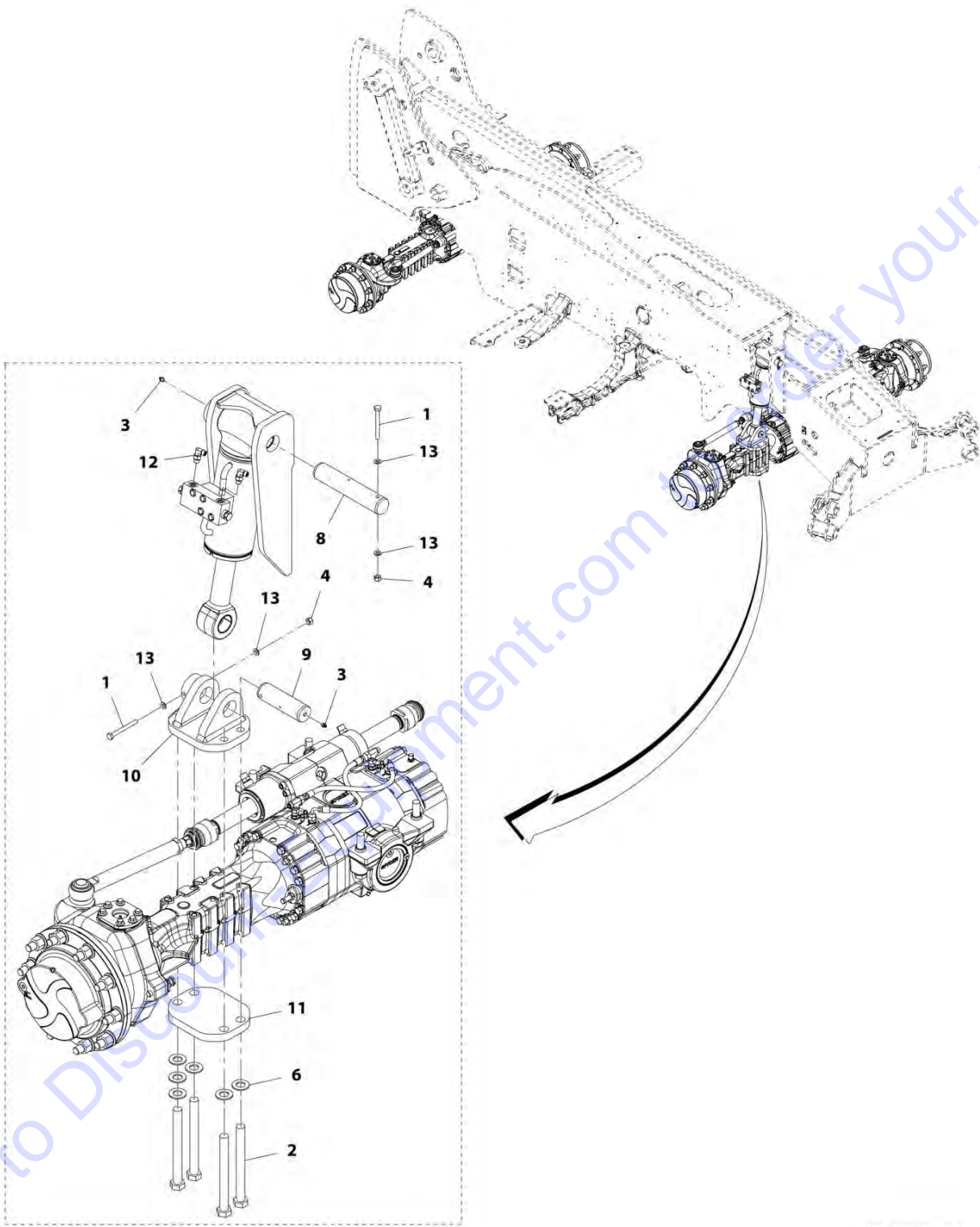
## SECTION 8 - HYDRAULIC CIRCUITS

**FIGURE 8-14. PISTON PUMP ASSEMBLY**

ITEM	PART NUMBER	QTY	DESCRIPTION	REV
	1001162674	Ref	Piston Pump Assembly	C
1	8424217	1	Fitting, 90	
2	2150404	1	Fitting, 45 ORFS	
3	1001182279	1	Piston Pump (See Separate Breakdown in Hydraulic Components Section)	

SECTION 8 - HYDRAULIC CIRCUITS

FIGURE 8-15. FRAME LEVEL INSTALLATION



ART\_1001168764-G

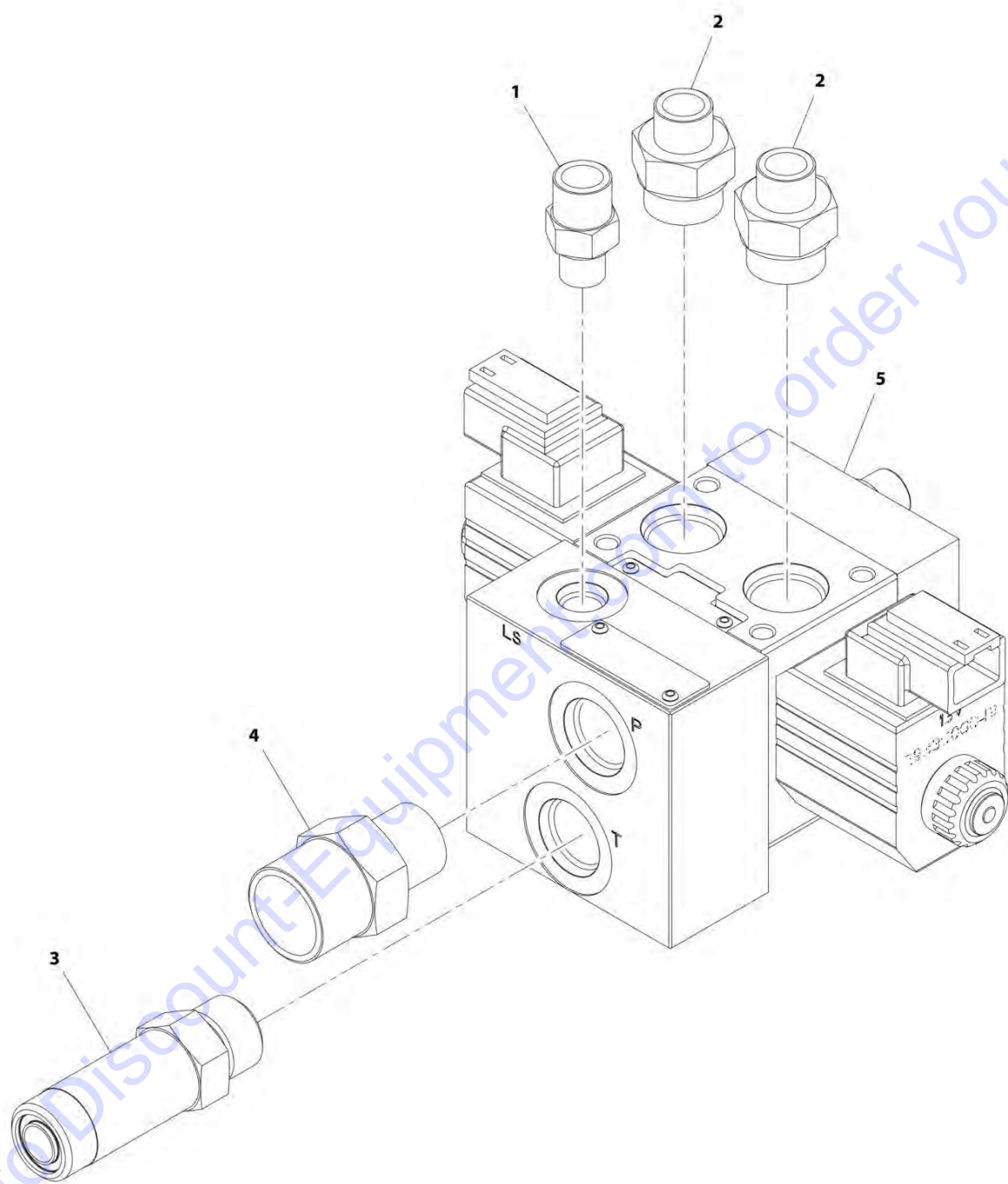
## SECTION 8 - HYDRAULIC CIRCUITS

**FIGURE 8-15. FRAME LEVEL INSTALLATION**

ITEM	PART NUMBER	QTY	DESCRIPTION	REV
	1001168764	Ref	Frame Level Installation	G
1	0711027	2	Bolt, M10X100	
2	0712442	4	Bolt, M24X250	
3	2160016	2	Fitting, Grease	
4	3291005	2	Nut, Lock M10X1.5	
6	5242400	6	Washer, M24	
8	1001164971	1	Pin	
9	1001164972	1	Pin	
10	1001167697	1	Bracket	
11	1001168629	1	Plate	
12	2130406	2	Fitting, 90 ORFS	
13	4812000	4	Washer, M10	

SECTION 8 - HYDRAULIC CIRCUITS

FIGURE 8-16. FRAME LEVEL VALVE ASSEMBLY



ART\_1001169087-E

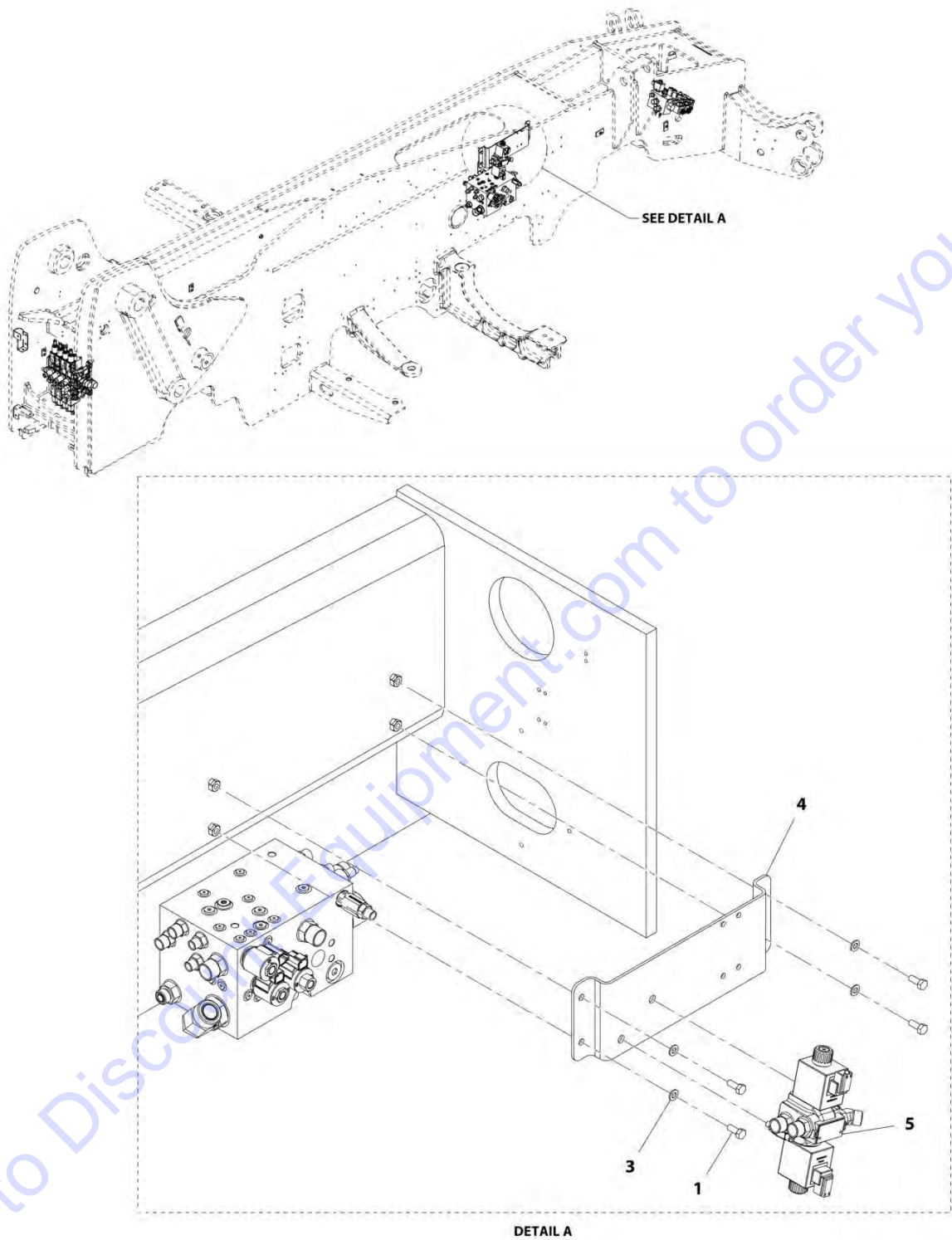
## SECTION 8 - HYDRAULIC CIRCUITS

**FIGURE 8-16. FRAME LEVEL VALVE ASSEMBLY**

ITEM	PART NUMBER	QTY	DESCRIPTION	REV
	1001169087	1	Frame Level Valve Assembly	E
1	2110404	1	Fitting, Straight ORFS	
2	2110408	2	Fitting, Straight ORFS	
3	2170108	1	Fitting, Straight ORFS	
4	2111008	1	Fitting, Straight ORFS	
5	1001162959	1	Valve, Frame Level (See Separate Breakdown in Hydraulic Components Section)	

SECTION 8 - HYDRAULIC CIRCUITS

FIGURE 8-17. STEERING SELECT VALVE MOUNTING INSTALLATION



ART\_1001168464-E

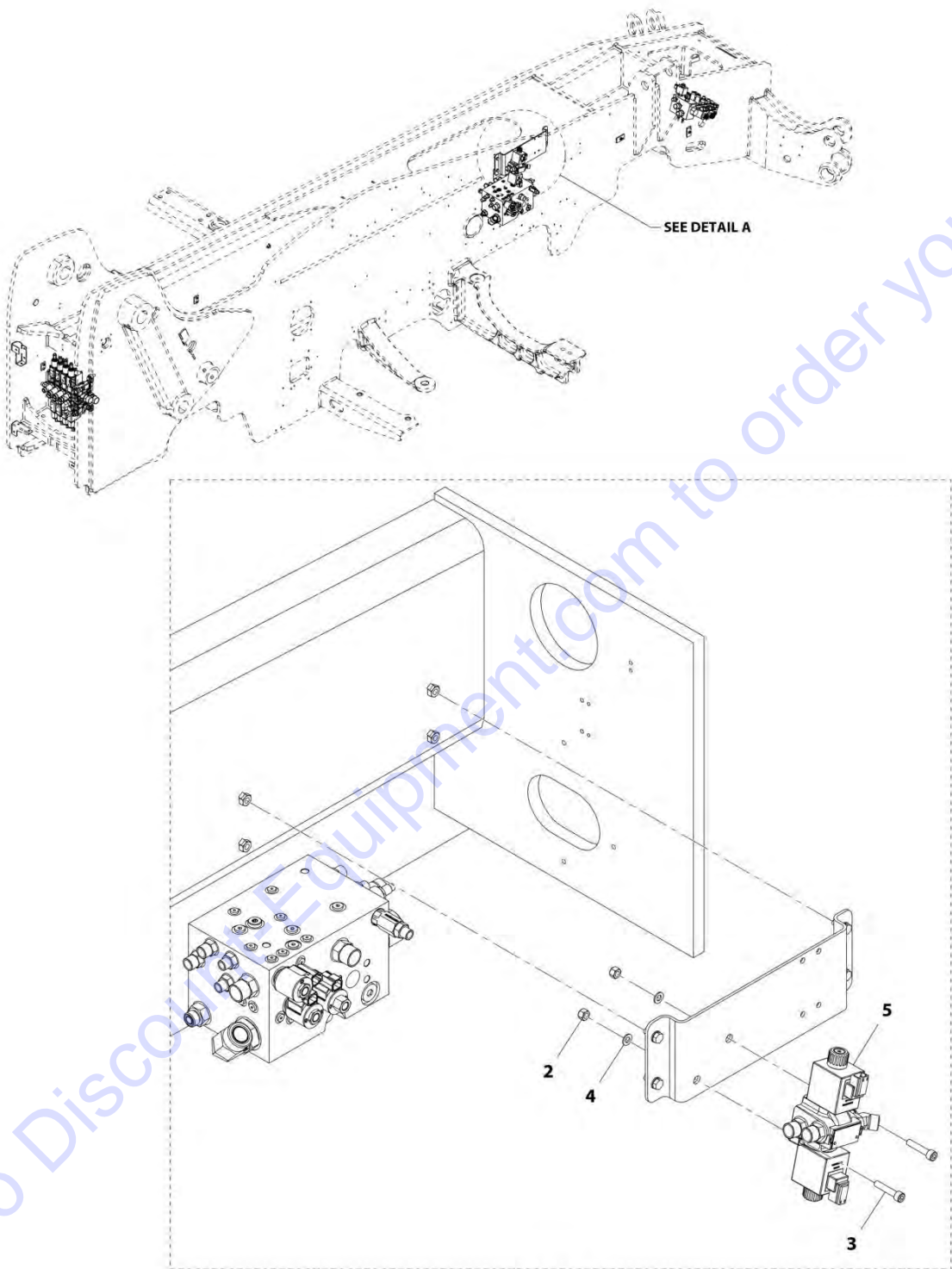
## SECTION 8 - HYDRAULIC CIRCUITS

**FIGURE 8-17. STEERING SELECT VALVE MOUNTING INSTALLATION**

ITEM	PART NUMBER	QTY	DESCRIPTION	REV
	1001168464	Ref	Steering Select Valve Mounting Installation	E
1	0760810	4	Bolt, M8X20	
3	4811900	4	Washer, M8	
4	1001167437	1	Bracket	
5	1001173702	Ref	Installation, Steering Select Valve (See Separate Breakdown in this Section)	

SECTION 8 - HYDRAULIC CIRCUITS

FIGURE 8-18. STEERING SELECT VALVE INSTALLATION



ART\_1001173702-D



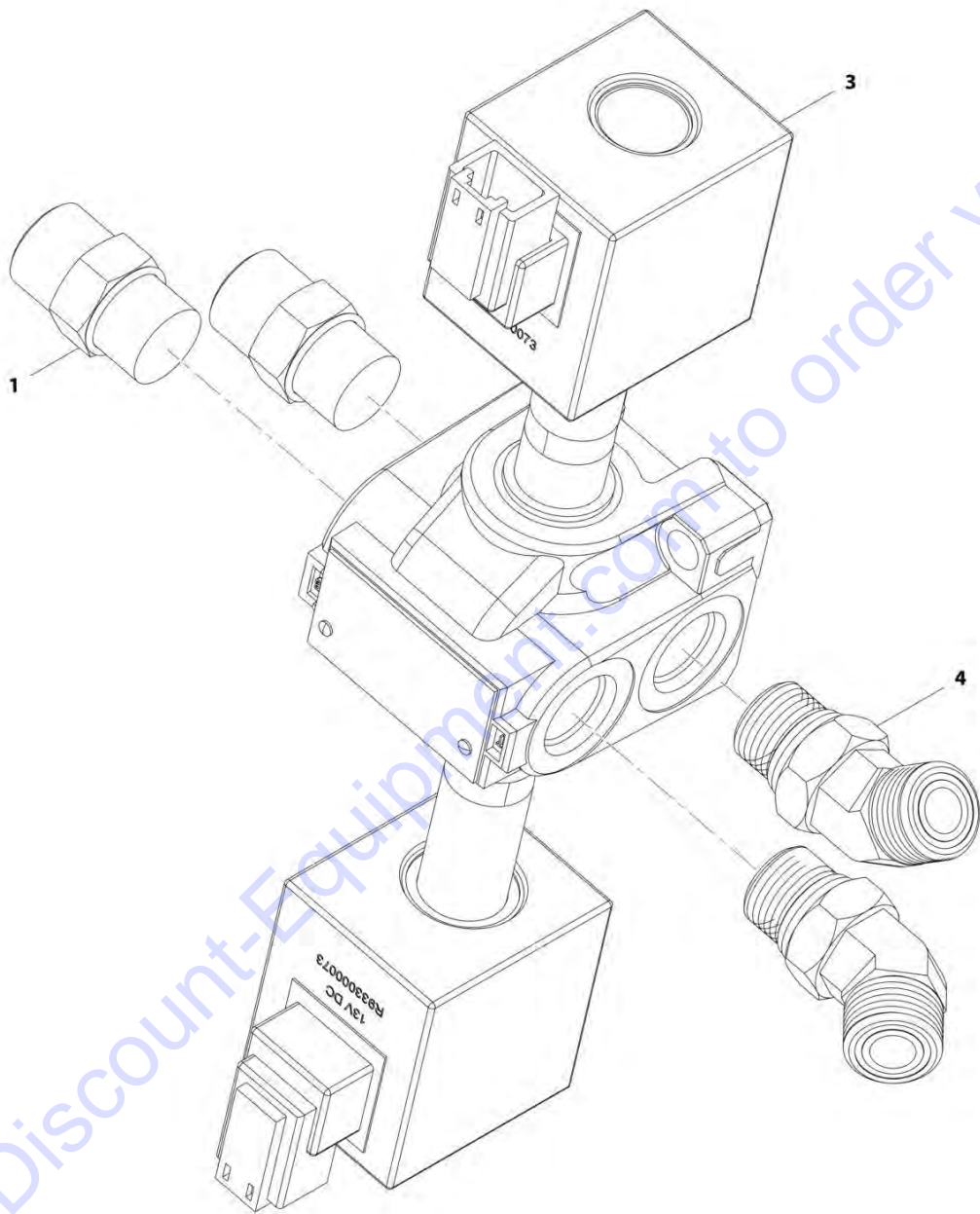
## SECTION 8 - HYDRAULIC CIRCUITS

**FIGURE 8-18. STEERING SELECT VALVE INSTALLATION**

ITEM	PART NUMBER	QTY	DESCRIPTION	REV
	1001173702	Ref	Steering Select Valve Installation	D
2	3290805	2	Nut, Lock M8X1.25	
3	4031912	2	Bolt, M8X40	
4	4811900	2	Washer, M8	
5	1001161304	1	Assembly, Valve (See Separate Breakdown in this Section)	

SECTION 8 - HYDRAULIC CIRCUITS

FIGURE 8-19. STEERING SELECT VALVE ASSEMBLY



ART\_1001161304-B

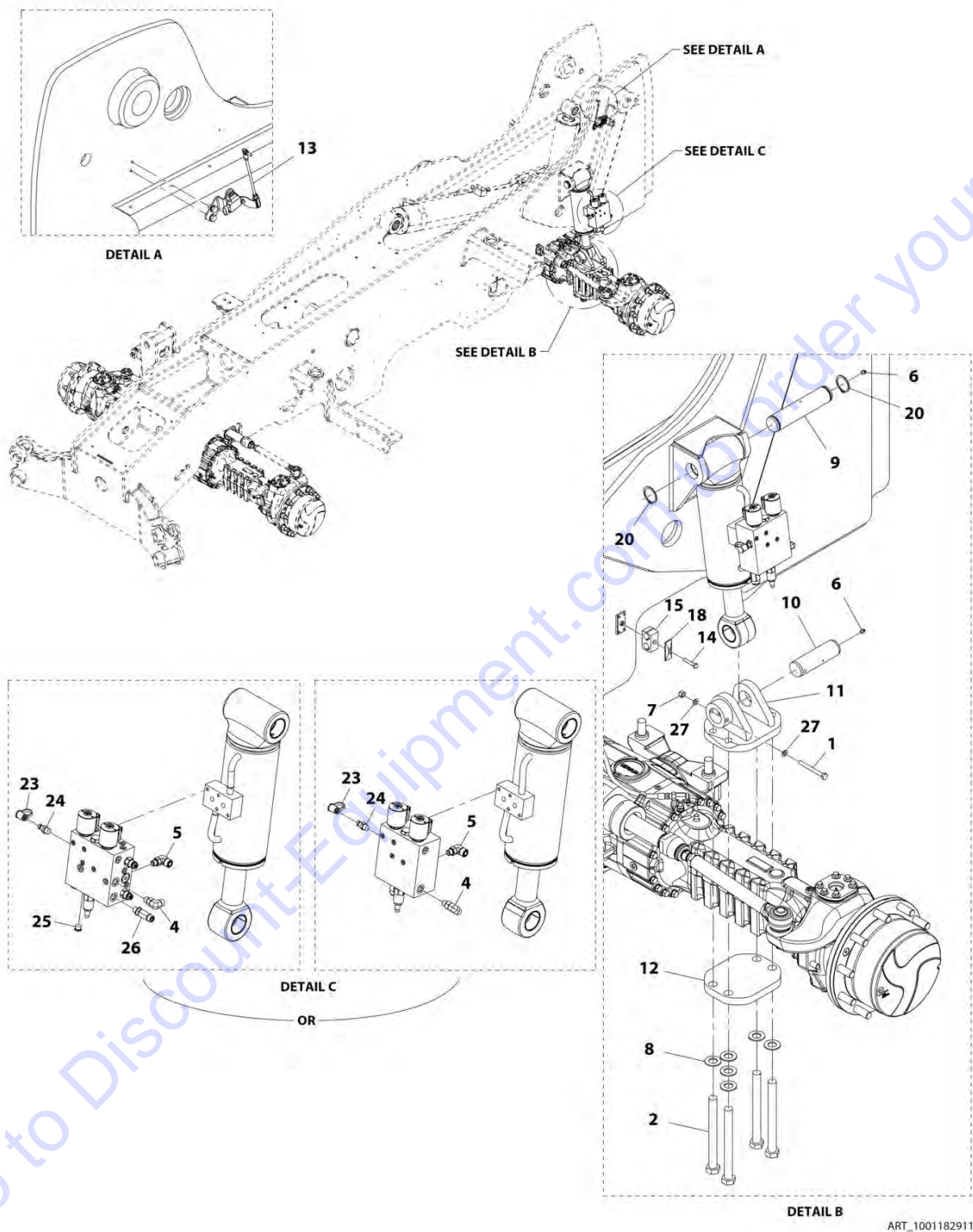
## SECTION 8 - HYDRAULIC CIRCUITS

**FIGURE 8-19. STEERING SELECT VALVE ASSEMBLY**

ITEM	PART NUMBER	QTY	DESCRIPTION	REV
	1001161304	Ref	Steering Select Valve Assembly	B
1	2110808	2	Fitting, Straight ORFS	
3	1001153748	1	Assembly, Valve (See Separate Breakdown in Hydraulic Components Section)	
4	2150808	2	Fitting, 45 ORFS	

SECTION 8 - HYDRAULIC CIRCUITS

FIGURE 8-20. REAR AXLE STABILIZER INSTALLATION



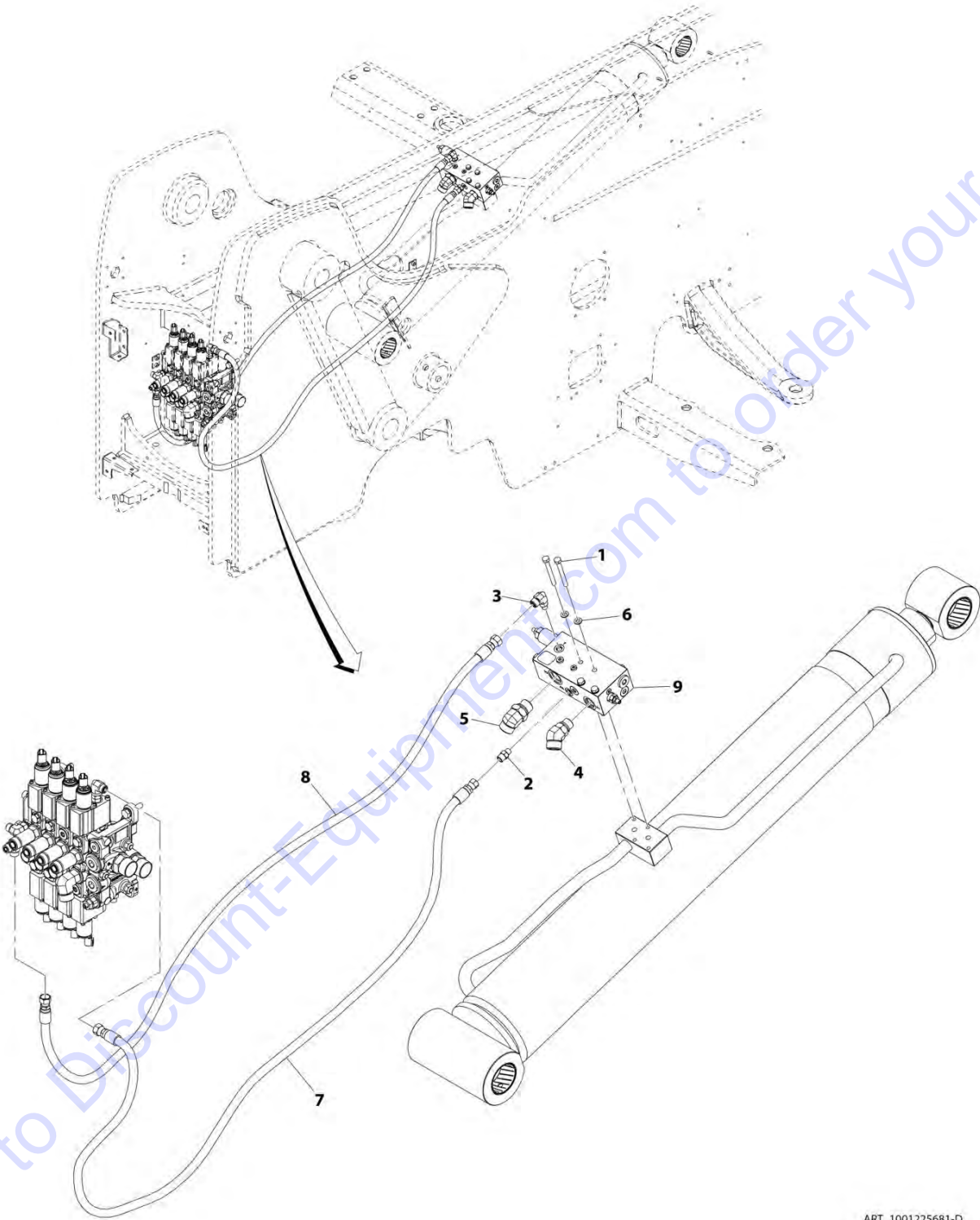
## SECTION 8 - HYDRAULIC CIRCUITS

**FIGURE 8-20. REAR AXLE STABILIZER INSTALLATION**

ITEM	PART NUMBER	QTY	DESCRIPTION	REV
	1001182911	Ref	Rear Axle Stabilizer Installation	I
1	0711027	1	Bolt, M10X100	
2	0712442	4	Bolt, M24X250	
4	2130606	1	Fitting, 90 ORFS	
5	2130806	1	Fitting, 90 ORFS	
6	2160016	2	Fitting, Grease	
7	3291005	1	Nut, Lock M10X1.5	
8	5242400	6	Washer, M24	
9	1001192341	1	Pin	
10	1001164972	1	Pin	
11	1001167697	1	Bracket	
12	1001168629	1	Plate	
13	1001184056	Ref	Installation, Boom Angle Sensor (See BOOM ANGLE SENSOR INSTALLATION for Breakdown)	
14	0760817	1	Bolt, M8X45	
15	8750016	1	Clamp	
18	77133137	1	Plate	
20	3760493	2	Ring, Retaining	
23	8430032	1	Plug	
24	1001003590	1	Fitting, Straight	
25	2220885	AR	Plug	
26	2170306	AR	Fitting, Tee ORFS	
27	4812000	2	Washer, M10	

SECTION 8 - HYDRAULIC CIRCUITS

FIGURE 8-21. COUNTERBALANCE VALVE INSTALLATION (LIFT - PGLS NO RIDE CONTROL) (74 HP)



ART\_1001225681-D

## SECTION 8 - HYDRAULIC CIRCUITS

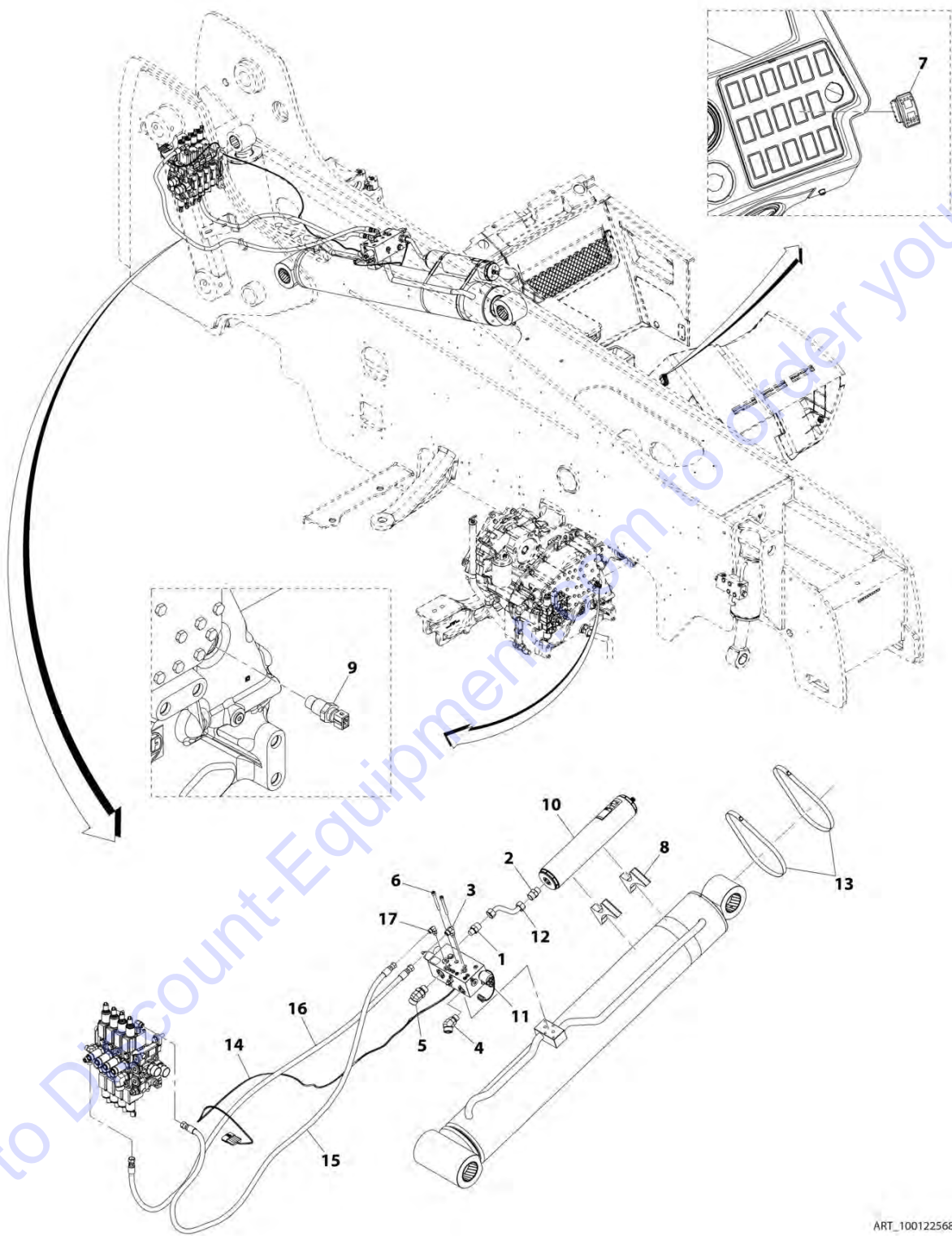
**FIGURE 8-21. COUNTERBALANCE VALVE INSTALLATION (LIFT - PGLS NO RIDE CONTROL) (74 HP)**

ITEM	PART NUMBER	QTY	DESCRIPTION	REV
	1001225681	Ref	Counterbalance Valve Installation (Lift - PGLS No Ride Control)	D
1	0700823	4	Bolt, M8X75	
2	2110404	1	Fitting, Straight ORFS	
3	2130604	1	Fitting, 90 ORFS	
4	2151210	1	Fitting, 45 ORFS	
5	2151212	1	Fitting, 45 ORFS	
6	4811900	4	Washer, M8	
7	1001225462	1	Hose	
8	1001225464	1	Hose	
9	1001226035	1	Valve, Counterbalance (PGLS)	



SECTION 8 - HYDRAULIC CIRCUITS

FIGURE 8-22. COUNTERBALANCE VALVE INSTALLATION



ART\_1001225682-E



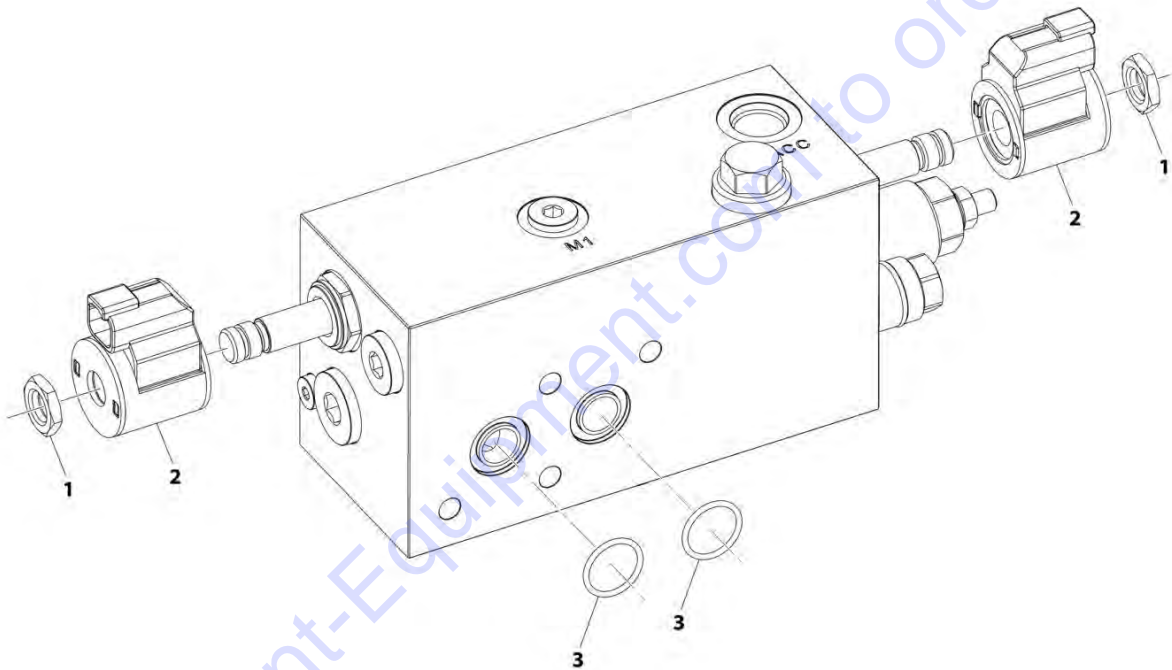
## SECTION 8 - HYDRAULIC CIRCUITS

**FIGURE 8-22. COUNTERBALANCE VALVE INSTALLATION**

ITEM	PART NUMBER	QTY	DESCRIPTION	REV
	1001225682	Ref	Counterbalance Valve Installation (Lift - Ride Control)	E
1	2111008	1	Fitting, Straight ORFS	
2	2111010	1	Fitting, Straight ORFS	
3	2130604	1	Fitting, 90 ORFS	
4	2151210	1	Fitting, 45 ORFS	
5	2151212	1	Fitting, 45 ORFS	
6	4031921	4	Bolt, M8X85	
7	1001159745	1	Switch, Boom Ride	
8	1001175741	2	Bumper, Cylinder Saddle	
9	1001190881	1	Sensor, Speed	
10	1001192435	1	Cylinder, Piston	
11	1001227056	1	Line, Counterbalance Valve (Lift - Ride Control) (See Separate Breakdown in this Section)	
12	1001227137	1	Pipe, Ride Control	
13	1001095396	2	Clamp	
14	1001175677	Ref	Installation, Ride Control CB Valve Harness (Lift) (See Separate Breakdown in Electrical Section)	
15	1001225462	1	Hose	
16	1001225464	1	Hose	
17	2130404	1	Fitting, 90 ORFS	

SECTION 8 - HYDRAULIC CIRCUITS

FIGURE 8-23. COUNTERBALANCE VALVE HYDRAULIC LINES (LIFT - RIDE CONTROL) (



ART\_1001227056-A

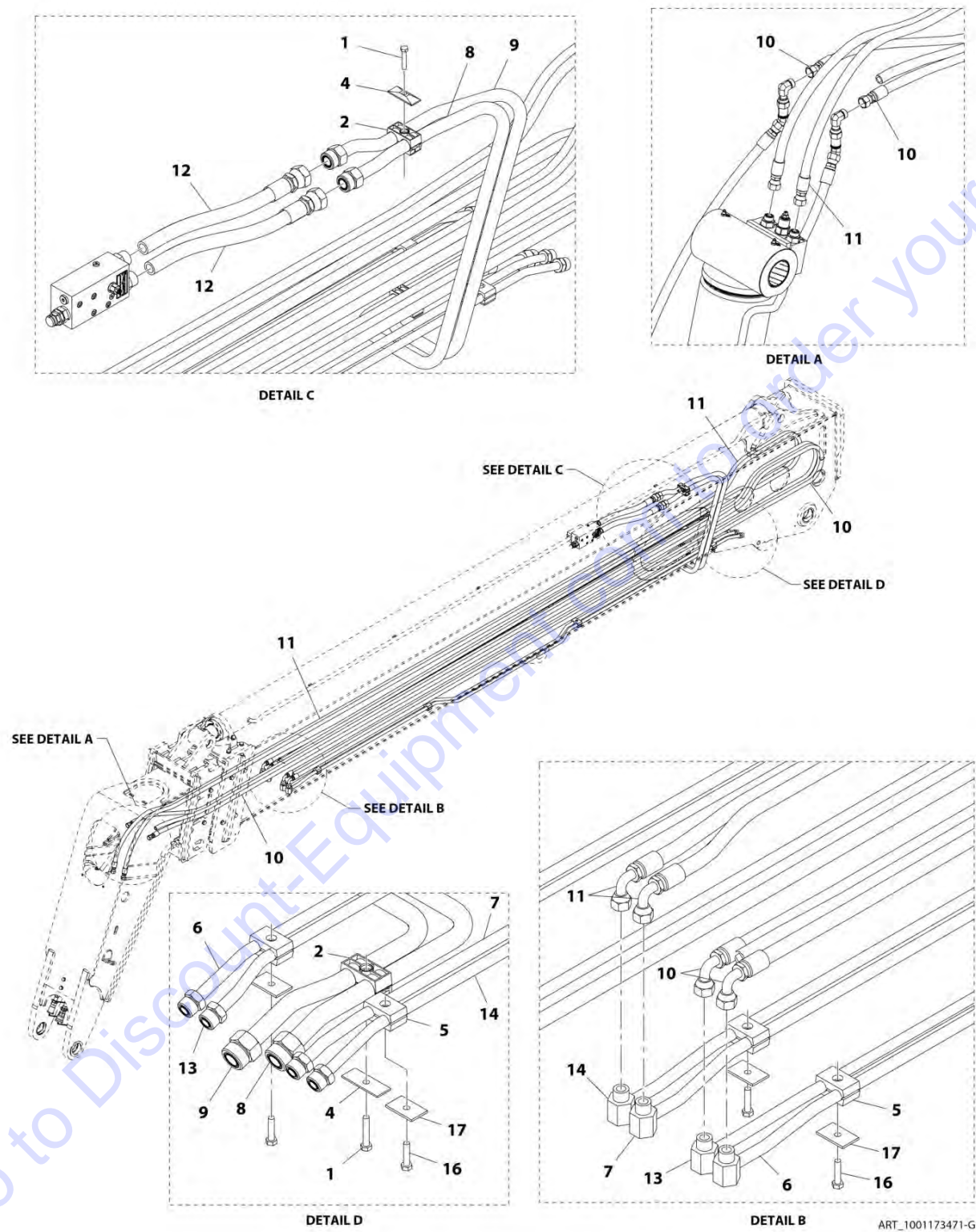
## SECTION 8 - HYDRAULIC CIRCUITS

**FIGURE 8-23. COUNTERBALANCE VALVE HYDRAULIC LINES (LIFT - RIDE CONTROL) (**

ITEM	PART NUMBER	QTY	DESCRIPTION	REV
	1001227056	Ref	Counterbalance Valve Hydraulic Lines (Lift - Ride Control)	A
1	7022390	2	Nut	
2	70028281	2	Coil	
3	70028453	2	O-Ring	

SECTION 8 - HYDRAULIC CIRCUITS

FIGURE 8-24. BOOM HYDRAULIC TUBES INSTALLATION



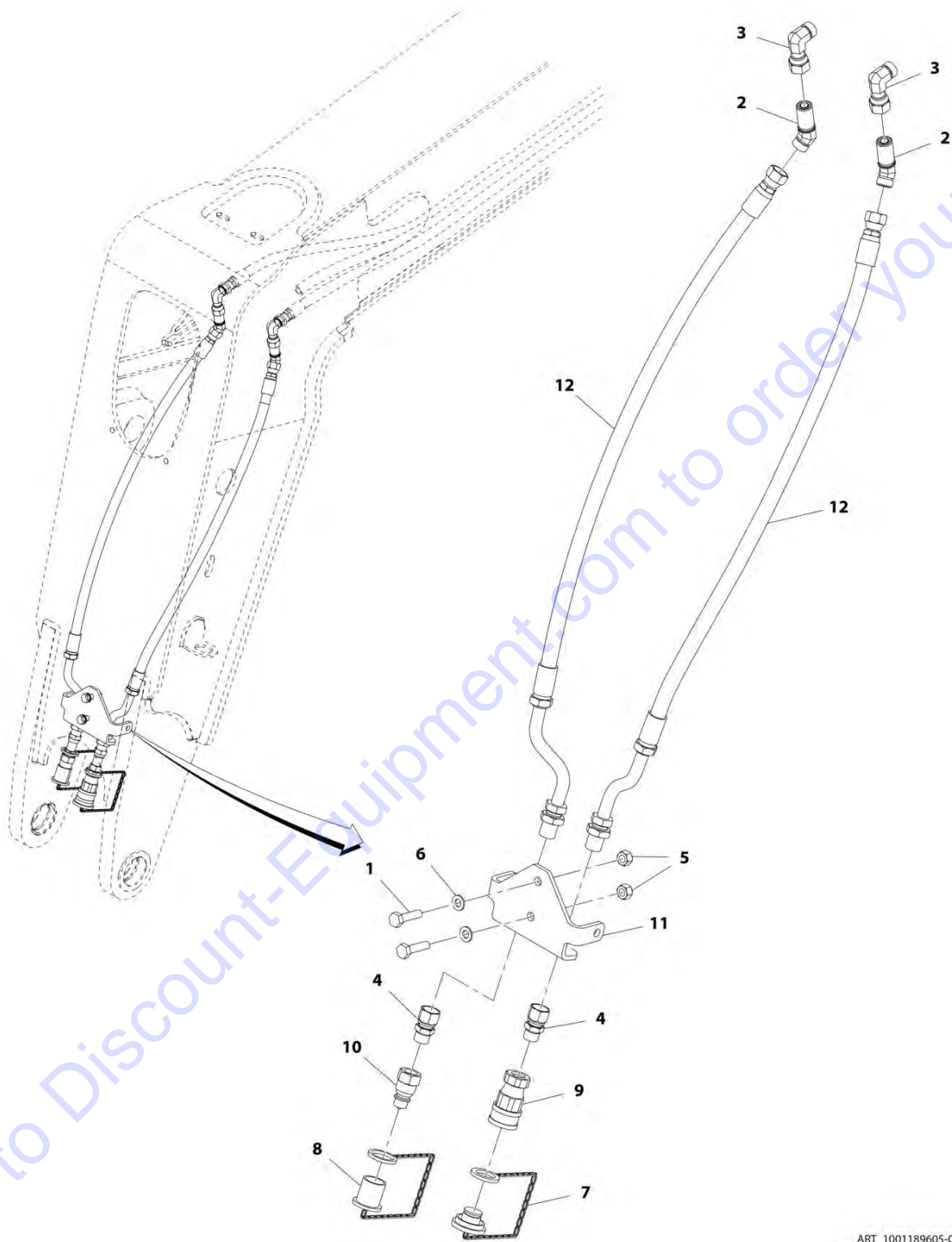
## SECTION 8 - HYDRAULIC CIRCUITS

**FIGURE 8-24. BOOM HYDRAULIC TUBES INSTALLATION**

ITEM	PART NUMBER	QTY	DESCRIPTION	REV
	1001173471	Ref	Boom Hydraulic Tubes Installation	G
1	0700817	2	Bolt, M8X45	
2	1321329	2	Clamp	
4	77133137	2	Plate, Cover	
5	77133139	8	Clamp	
6	1001162339	1	Tube	
7	1001162346	1	Tube	
8	1001162365	1	Tube	
9	1001162366	1	Tube	
10	1001163072	1	Hose	
11	1001163073	1	Hose	
12	1001170549	2	Hose	
13	1001173956	1	Tube	
14	1001173957	1	Tube	
16	0760815	8	Bolt, M8X35	
17	77133140	8	Plate, Cover	

SECTION 8 - HYDRAULIC CIRCUITS

FIGURE 8-25. BOOM AUXILIARY HYDRAULICS INSTALLATION



ART\_1001189605-C

## SECTION 8 - HYDRAULIC CIRCUITS

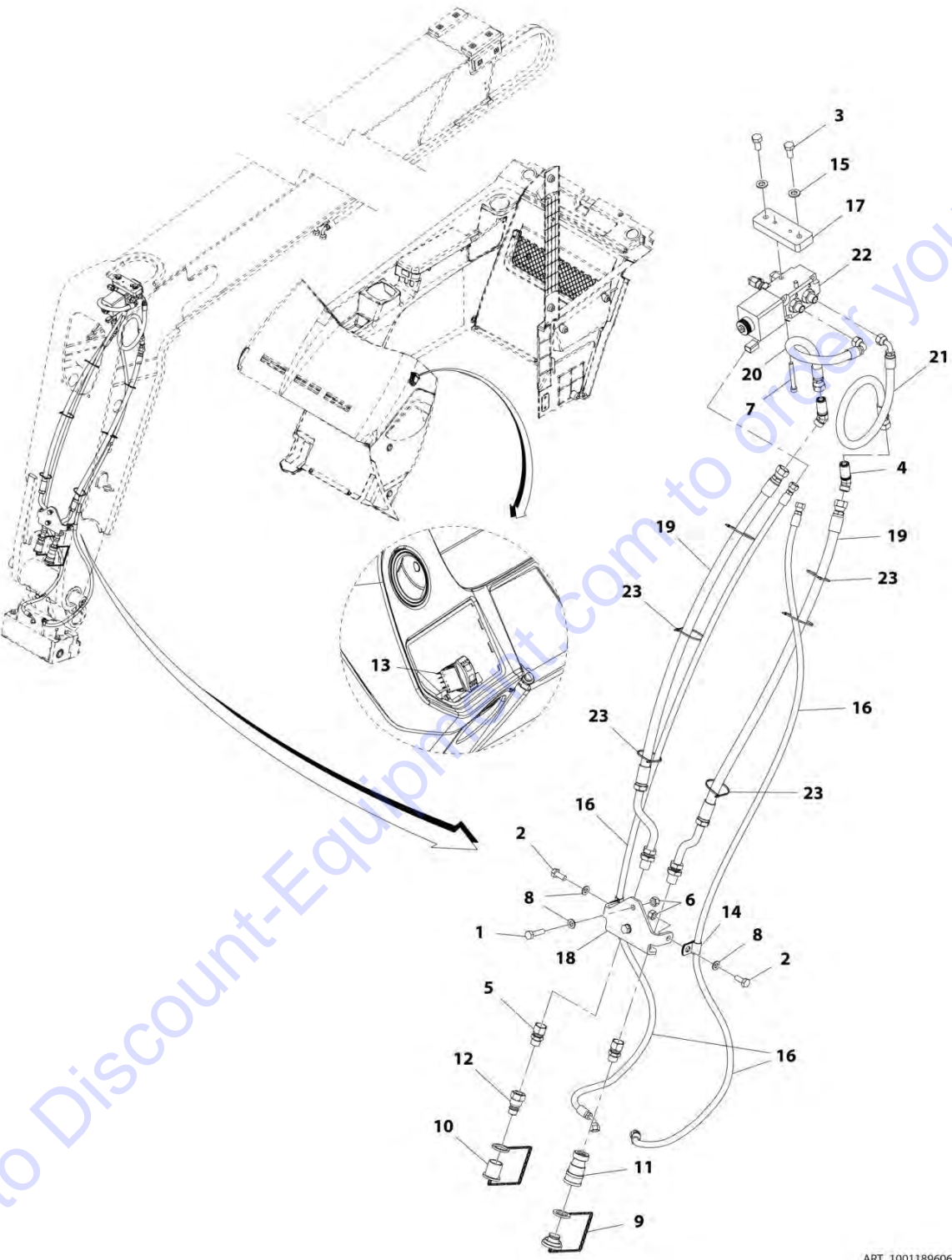
**FIGURE 8-25. BOOM AUXILIARY HYDRAULICS INSTALLATION**

ITEM	PART NUMBER	QTY	DESCRIPTION	REV
	1001189605	Ref	Boom Auxiliary Hydraulics Installation	C
1	0701016	2	Bolt, M10X40	
2	2171308	2	Fitting, 45 ORFS	
3	2172108	2	Fitting, 90 ORFS	
4	1001210775	2	Fitting, Straight	
5	3291005	2	Nut, Lock M10X1.5	
6	4812000	2	Washer, M10	
7	91043125	1	Plug	
8	91043126	1	Cap	
9	91403413	1	Fitting, Straight	
10	91403414	1	Fitting, Straight	
11	1001164948	1	Bracket	
12	1001189224	2	Hose	



SECTION 8 - HYDRAULIC CIRCUITS

FIGURE 8-26. BOOM AUXILIARY HYDRAULICS (HYDRAULIC COUPLER)



ART\_1001189606-F



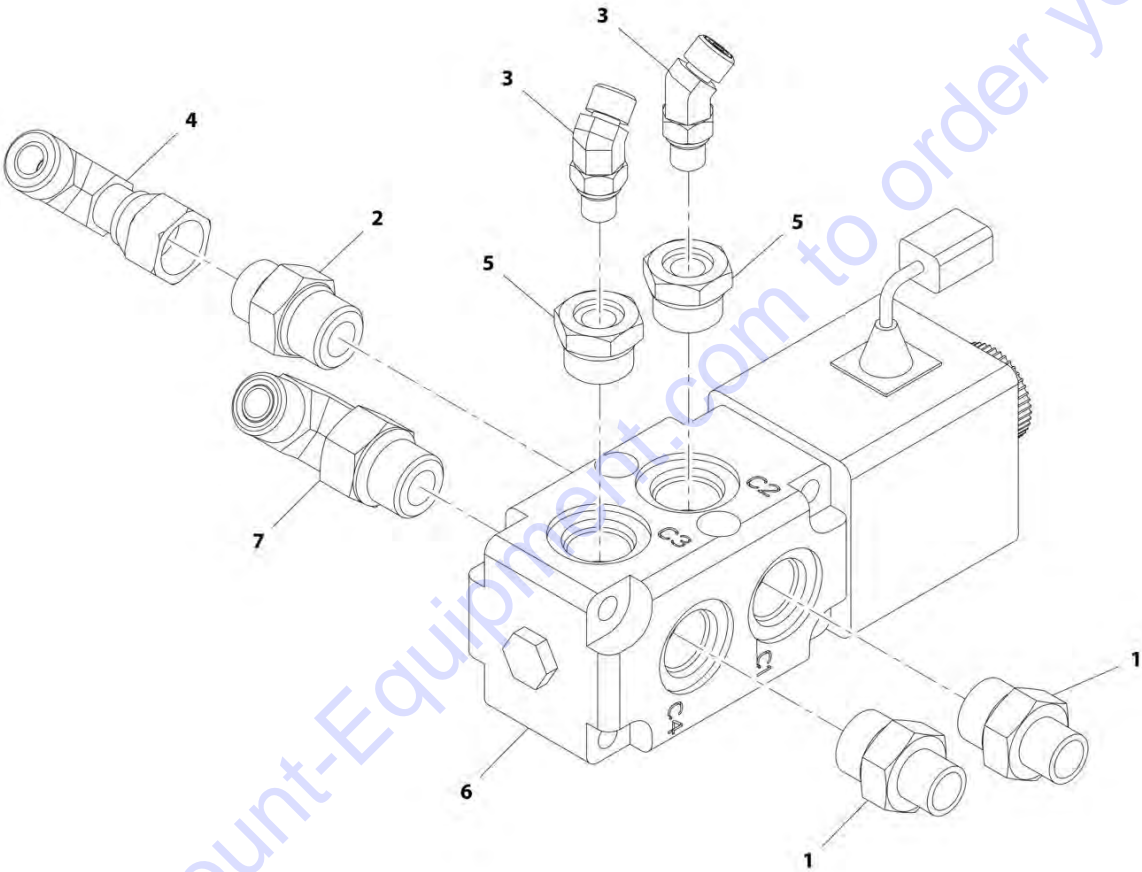
## SECTION 8 - HYDRAULIC CIRCUITS

**FIGURE 8-26. BOOM AUXILIARY HYDRAULICS (HYDRAULIC COUPLER)**

ITEM	PART NUMBER	QTY	DESCRIPTION	REV
	1001189606	1	Boom Auxiliary Hydraulics (Hydraulic Coupler)	F
1	0701016	2	Bolt, M10X40	
2	0761012	2	Bolt, M10X25	
3	0761212	2	Bolt, M12X25	
4	2171308	2	Fitting, 45 ORFS	
5	1001210775	2	Fitting, Straight	
6	3291005	4	Nut, Lock M10X1.5	
7	4031918	2	Bolt, M8X70	
8	4812000	4	Washer, M10	
9	91043125	1	Plug	
10	91043126	1	Cap	
11	91403413	1	Fitting, Straight	
12	91403414	1	Fitting, Straight	
13	1001080375	1	Switch	
14	1001080996	2	Clamp	
15	1001125117	2	Washer, M12	
16	1001210340	2	Hose	
17	1001164870	1	Plate	
18	1001164948	1	Bracket	
19	1001189224	2	Hose	
20	1001189299	1	Hose	
21	1001189308	1	Hose	
22	1001189663	1	Assembly, Valve Quick Coupler (See QUICK COUPLER VALVE ASSEMBLY for Breakdown)	
23	4240099	6	Strap, Tie	

SECTION 8 - HYDRAULIC CIRCUITS

FIGURE 8-27. QUICK COUPLER VALVE ASSEMBLY



ART\_1001189663-C

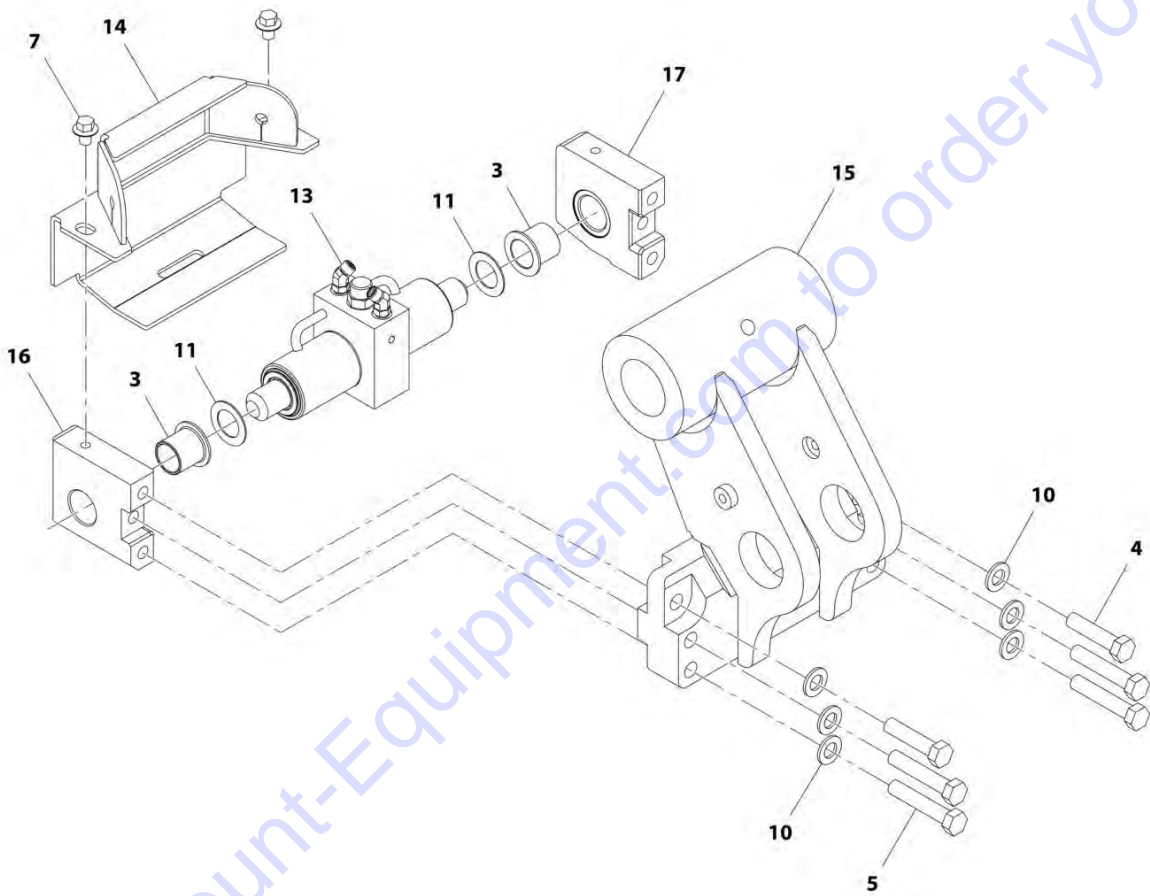
## SECTION 8 - HYDRAULIC CIRCUITS

**FIGURE 8-27. QUICK COUPLER VALVE ASSEMBLY**

ITEM	PART NUMBER	QTY	DESCRIPTION	REV
	1001189663	Ref	Quick Coupler Valve Assembly	C
1	2110610	2	Fitting, Straight ORFS	
2	2110810	1	Fitting, Straight ORFS	
3	2150404	2	Fitting, 45 ORFS	
4	2172108	1	Fitting, 90 ORFS	
5	1001001568	2	Reducer	
6	1001104477	1	Valve, Quick Coupler (See HYDRAULIC COMPONENTS SECTION for Breakdown)	
7	2130810	1	Fitting, 90 ORFS	

SECTION 8 - HYDRAULIC CIRCUITS

FIGURE 8-28. HYDRAULIC QUICK COUPLER ASSEMBLY



ART\_1001172134-D

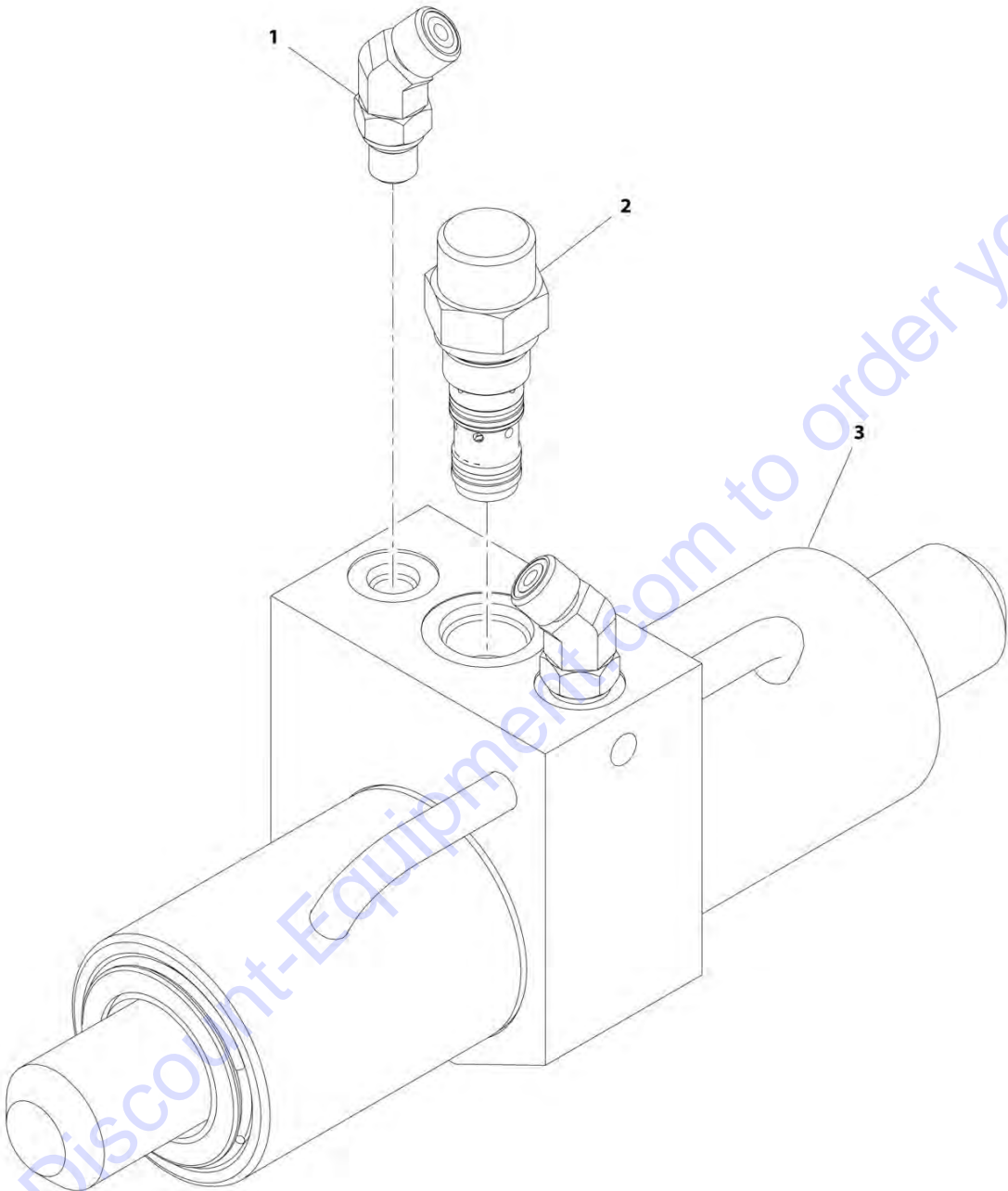
## SECTION 8 - HYDRAULIC CIRCUITS

**FIGURE 8-28. HYDRAULIC QUICK COUPLER ASSEMBLY**

ITEM	PART NUMBER	QTY	DESCRIPTION	REV
	1001172134	Ref	Hydraulic Quick Coupler Assembly	D
3	0440321	2	Bearing, Flange	
4	1001191503	2	Bolt, M16X1.5X17 GR10.9	
5	1001191505	4	Bolt, M16X1.5X85 GR10.9	
7	0781208	2	Bolt, M12X16	
10	5241600	6	Washer, M16	
11	91561240	AR	Shim	
13	1001210390	1	Assembly, Quick Coupler Cylinder (See Separate Breakdown in this Section)	
14	1001164860	1	Cover	
15	1001172075	1	Fitting, Straight	
16	1001172077	1	Plate	
17	1001172078	1	Plate	

SECTION 8 - HYDRAULIC CIRCUITS

FIGURE 8-29. QUICK COUPLER CYLINDER ASSEMBLY



ART\_1001210390-A

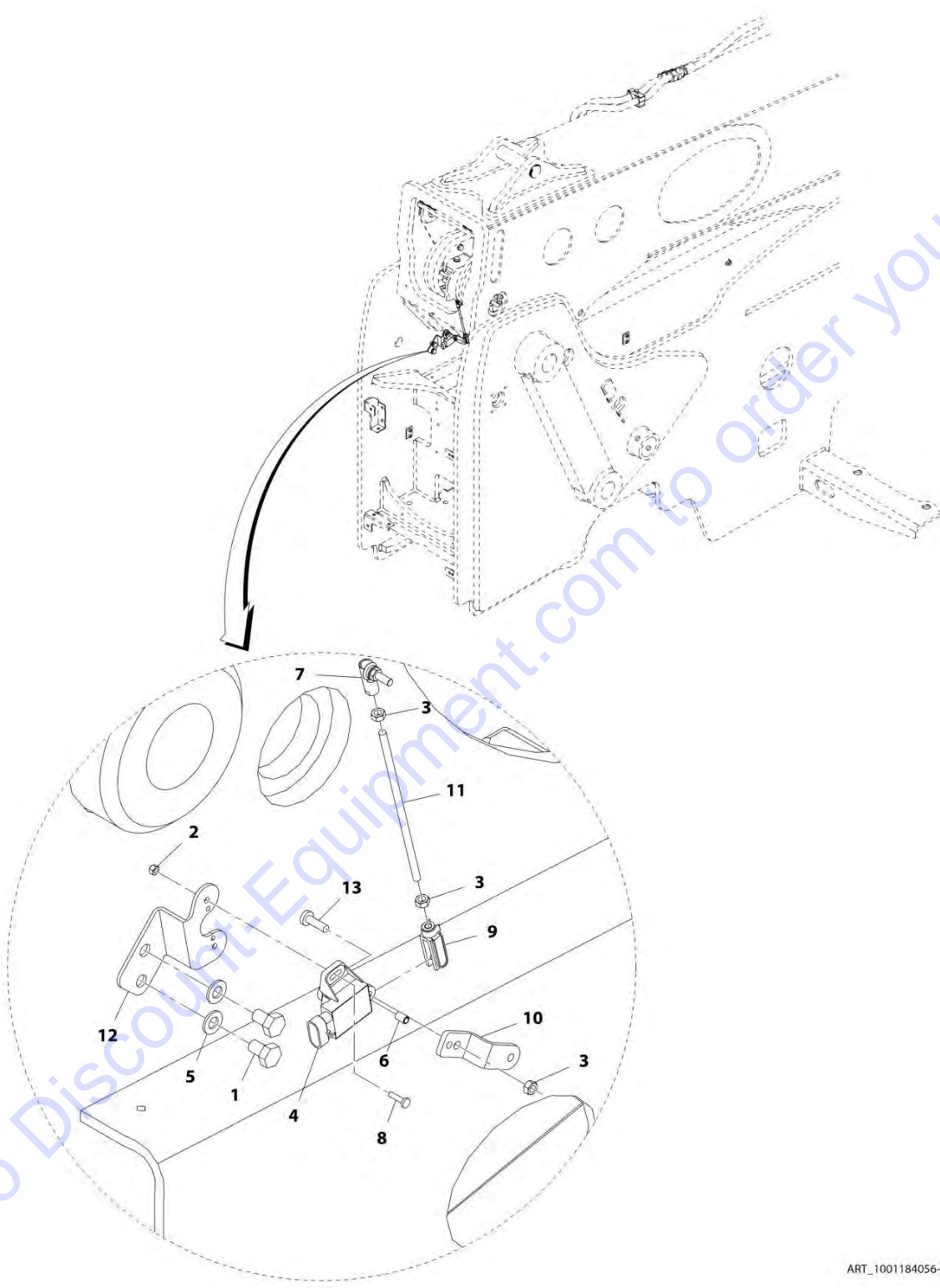
## SECTION 8 - HYDRAULIC CIRCUITS

**FIGURE 8-29. QUICK COUPLER CYLINDER ASSEMBLY**

ITEM	PART NUMBER	QTY	DESCRIPTION	REV
	1001210390	Ref	Quick Coupler Cylinder Assembly	A
1	2150404	2	Fitting, 45 ORFS	
2	1001007056	1	Valve, Check	
3	1001120163	1	Cylinder, Quick Coupler (See Separate Breakdown in Hydraulic Components Section)	

SECTION 8 - HYDRAULIC CIRCUITS

FIGURE 8-30. BOOM ANGLE SENSOR INSTALLATION



ART\_1001184056-C



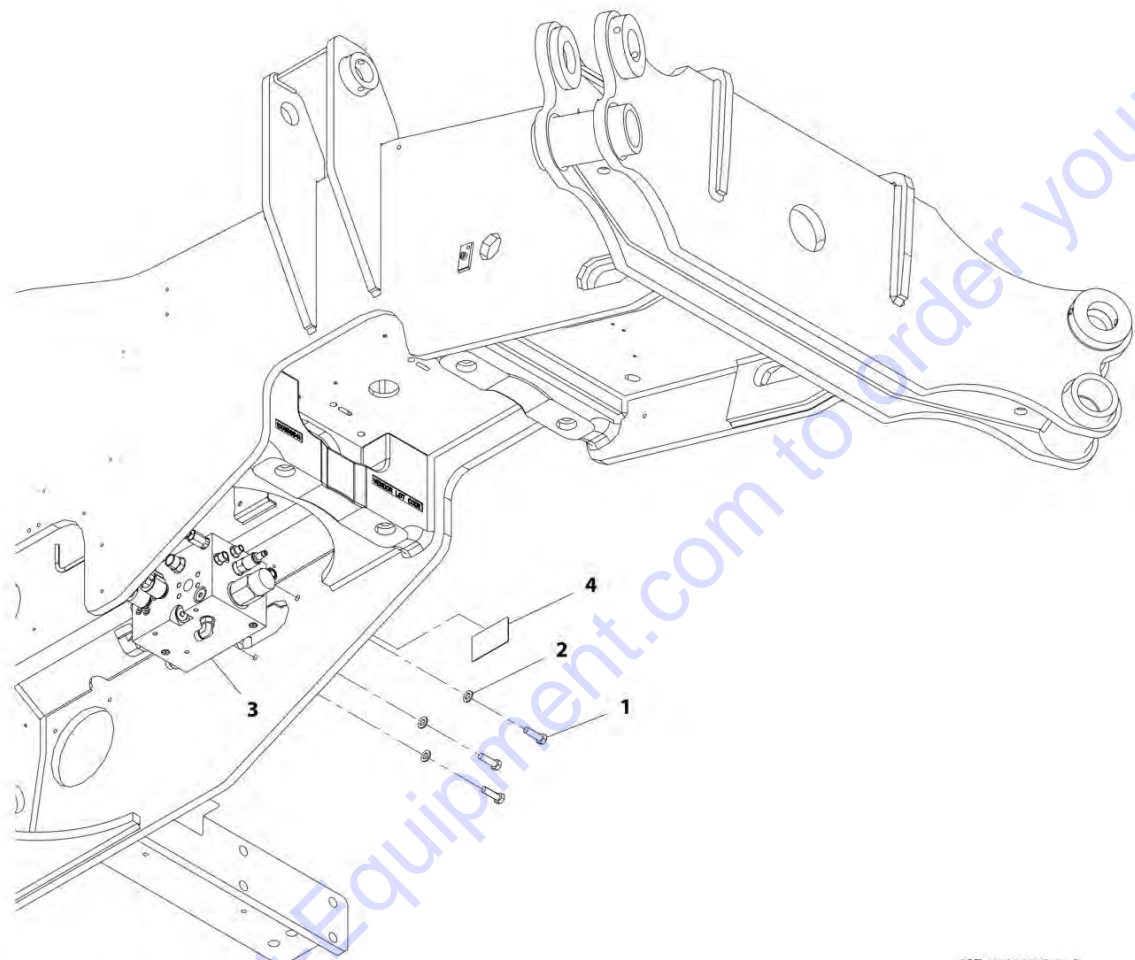
## SECTION 8 - HYDRAULIC CIRCUITS

**FIGURE 8-30. BOOM ANGLE SENSOR INSTALLATION**

ITEM	PART NUMBER	QTY	DESCRIPTION	REV
	1001184056	Ref	Boom Angle Sensor Installation	C
1	0761008	2	Bolt, M10X16	
2	3290405	2	Nut, Lock M4X0.7	
3	3290601	3	Nut, M6X1	
4	4000015	1	Sensor, Angle	
5	4812000	2	Washer, M10	
6	1001103156	1	Pin	
7	1001184484	1	Joint, Ball	
8	1001126837	2	Screw, M4X16	
9	1001134274	1	Clevis	
10	1001188787	1	Link, Boom Angle Sensor	
11	1001168482	1	Rod	
12	1001211059	1	Bracket, Boom Angle Sensor	
13	4010610002	1	Screw, M6X20	

SECTION 8 - HYDRAULIC CIRCUITS

FIGURE 8-31. PRIORITY FUNCTION MANIFOLD INSTALLATION



ART\_1001161308-C

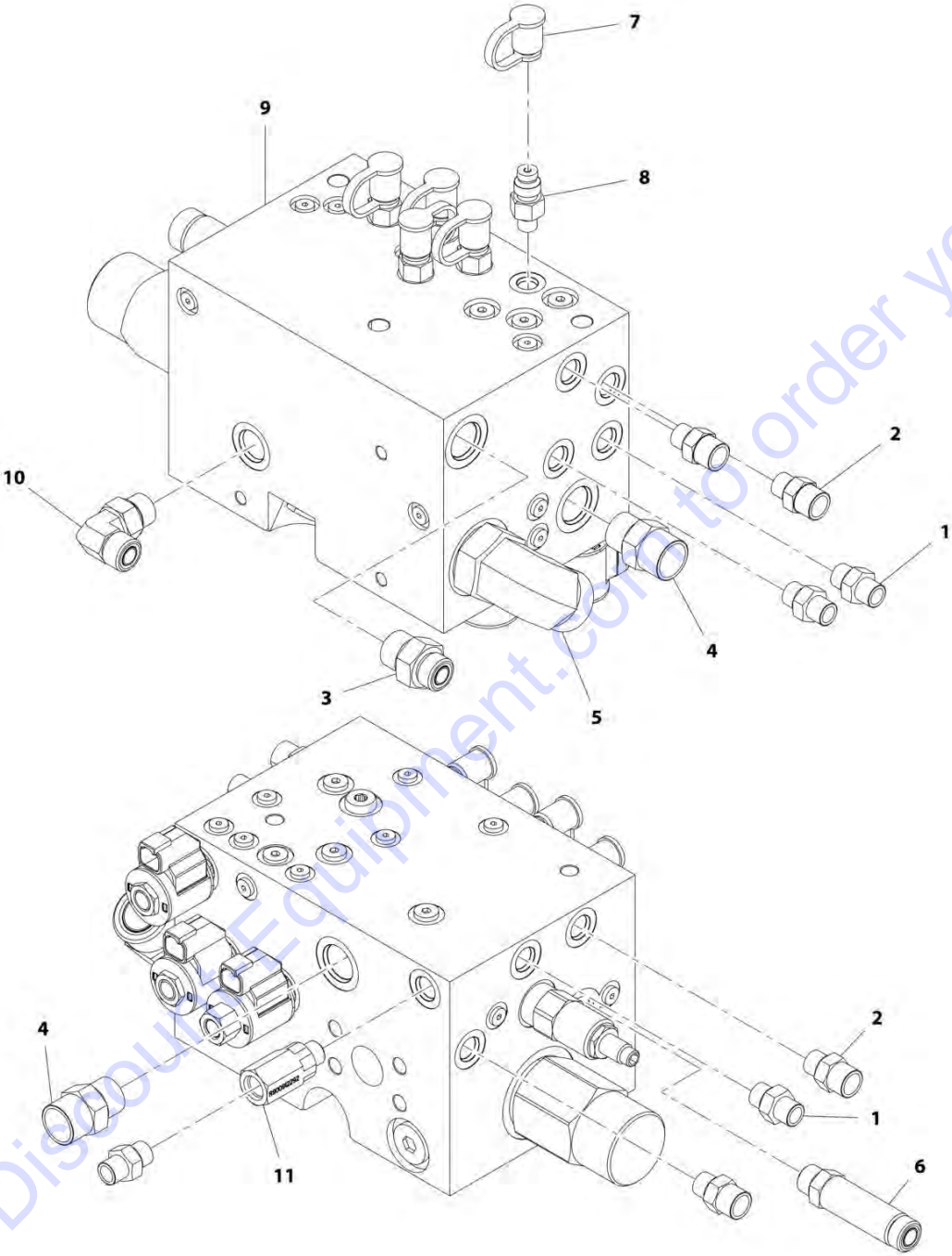
## SECTION 8 - HYDRAULIC CIRCUITS

**FIGURE 8-31. PRIORITY FUNCTION MANIFOLD INSTALLATION**

ITEM	PART NUMBER	QTY	DESCRIPTION	REV
	1001161308	Ref	Priority Function Manifold Installation	C
1	0701216	3	Bolt, M12X40	
2	4812100	3	Washer, M12	
3	1001166223	1	Assembly, Priority Manifold Valve (See PRIORITY FUNCTION MANIFOLD VALVE ASSEMBLY for Breakdown)	
4	1001183243	1	Decal, Port ID	

SECTION 8 - HYDRAULIC CIRCUITS

FIGURE 8-32. PRIORITY FUNCTION MANIFOLD VALVE ASSEMBLY



ART\_1001166223-F

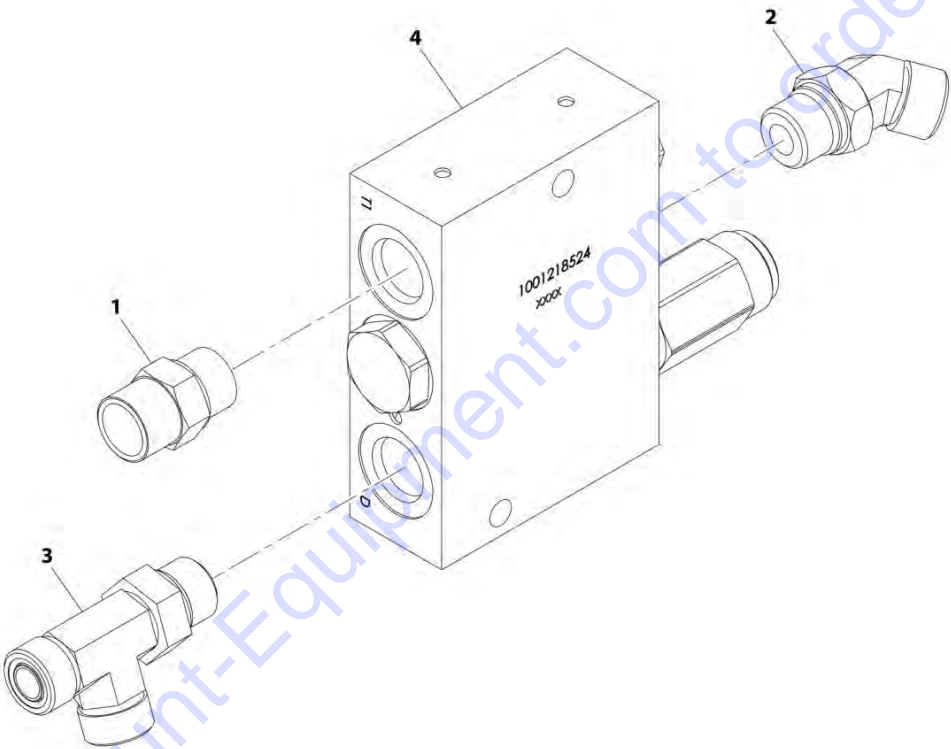
## SECTION 8 - HYDRAULIC CIRCUITS

**FIGURE 8-32. PRIORITY FUNCTION MANIFOLD VALVE ASSEMBLY**

ITEM	PART NUMBER	QTY	DESCRIPTION	REV
	1001166223	Ref	Priority Function Manifold Valve Assembly	F
1	2110406	4	Fitting, Straight ORFS	
2	2110606	4	Fitting, Straight ORFS	
3	2110810	1	Fitting, Straight ORFS	
4	2111010	2	Fitting, Straight ORFS	
5	2131616	1	Fitting, 90 ORFS	
6	1001201755	1	Fitting, Straight ORFS	
7	8430032	5	Plug	
8	8430033	5	Fitting, Straight	
9	1001162548	1	Valve, Priority Manifold (See HYDRAULIC COMPONENTS SECTION for Breakdown)	
10	2130808	1	Fitting, 90 ORFS	
11	1001196608	1	Valve, Check	

SECTION 8 - HYDRAULIC CIRCUITS

FIGURE 8-33. EMERGENCY STEERING MANIFOLD



ART\_1001219191-A


## SECTION 8 - HYDRAULIC CIRCUITS

**FIGURE 8-33. EMERGENCY STEERING MANIFOLD**

ITEM	PART NUMBER	QTY	DESCRIPTION	REV
	1001219191	Ref	Emergency Steering Manifold	A
1	2110808	1	Fitting, Straight ORFS	
2	2150808	1	Fitting, 45 ORFS	
3	2170308	1	Fitting, Tee ORFS	
4	1001218524	1	Manifold	

## 742

943



ART\_1001204032-A



## SECTION 8 - HYDRAULIC CIRCUITS

**FIGURE 8-34. AIR SHUT OFF VALVE**

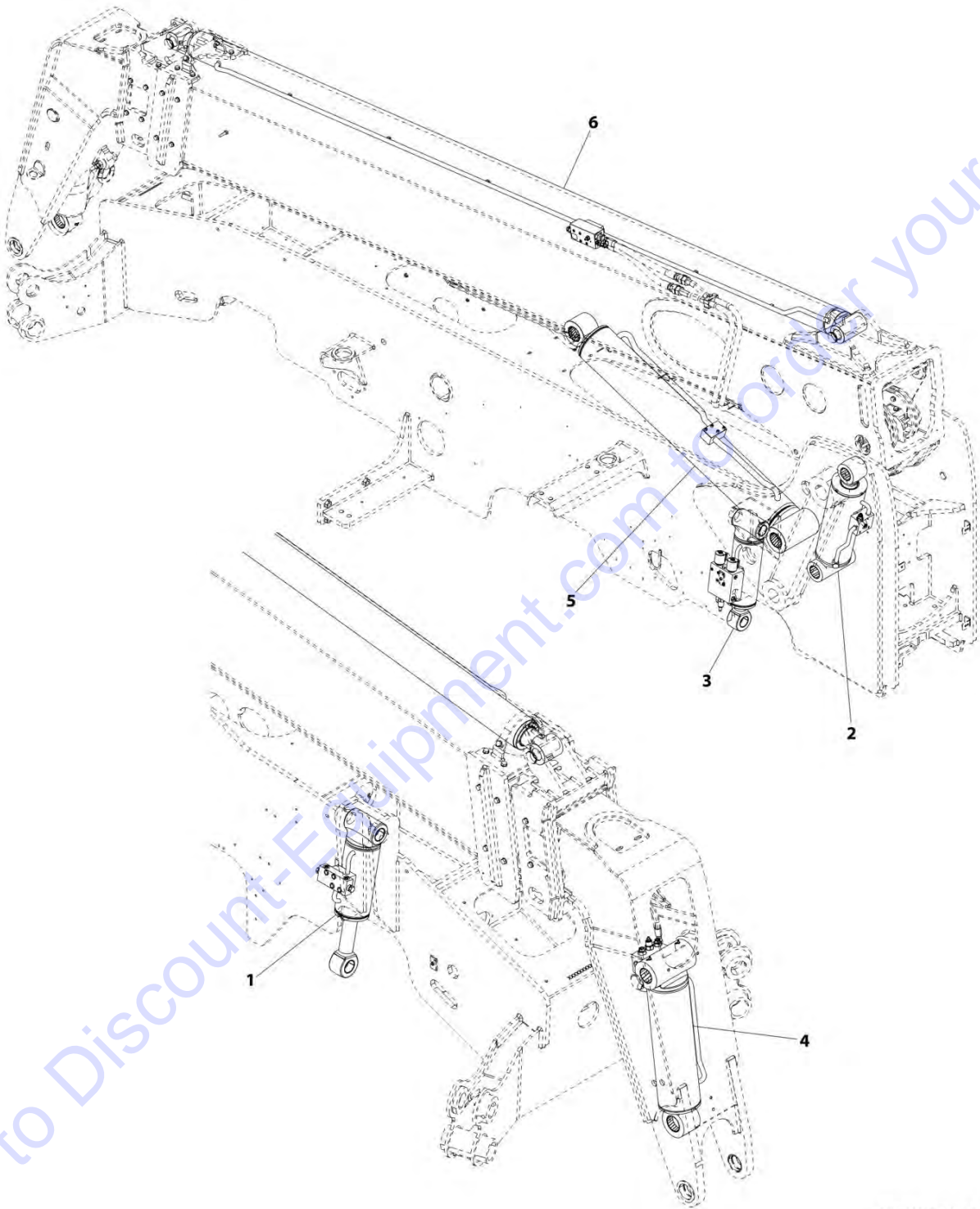
ITEM	PART NUMBER	QTY	DESCRIPTION	REV
1	1001204032	Ref	Air Shut Off Valve	A
	70028514	1	Kit, Solenoid 12V	
	N.S.S.	1	Solenoid	
	N.S.S.	1	Coil, 12V	
	N.S.S.	1	O-Ring	
2	70028515	1	Kit, Switch	
	N.S.S.	1	Switch, Ball	
	N.S.S.	1	O-Ring	
3	70028516	1	Kit, Flange and Hardware	
	N.S.S.	1	Flange, Female	
	N.S.S.	1	Flange, Male	
	N.S.S.	4	Bolt	
	N.S.S.	8	Washer	
	N.S.S.	4	Locknut	
4	70028517	1	Handle	
	N.S.S.	1	Handle, Reset	
	N.S.S.	1	Pin	



**SECTION 9 - HYDRAULIC COMPONENTS**

SECTION 9 - HYDRAULIC COMPONENTS

FIGURE 9-1. CYLINDER GROUP INSTALLATION



ART\_1001227676-D

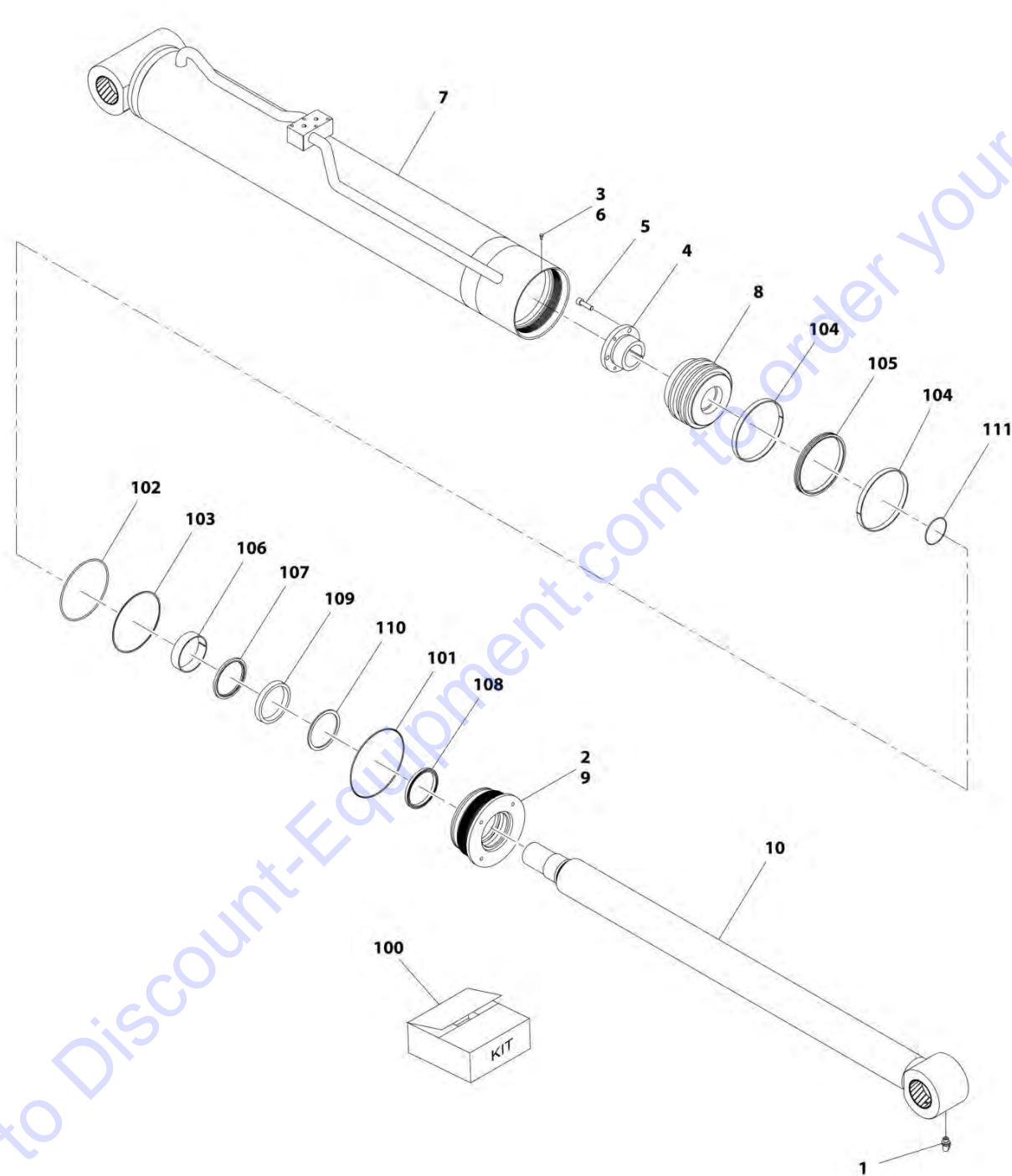
## SECTION 9 - HYDRAULIC COMPONENTS

**FIGURE 9-1. CYLINDER GROUP INSTALLATION**

ITEM	PART NUMBER	QTY	DESCRIPTION	REV
	1001227676	Ref	Cylinder Group Installation	D
1	1001162076	Ref	Cylinder, Frame Level (See Separate Breakdown in this Section)	
2	1001162600	Ref	Cylinder, Compensation (See Separate Breakdown in this Section)	
3	1001164036	Ref	Cylinder, Rear Axle Stabilizer (See Separate Breakdown in this Section)	
4	1001184640	Ref	Cylinder, Tilt (See Separate Breakdown in this Section)	
5	1001204380	NLA	Cylinder, Tilt (no longer available, use 1001228095 for replacement) (See Separate Breakdown in this Section)	
5	1001228095	Ref	Cylinder, Lift (See Separate Breakdown in this Section)	
6	1001227677	Ref	Cylinder, Extend/Retract (See Separate Breakdown in this Section)	

SECTION 9 - HYDRAULIC COMPONENTS

FIGURE 9-2. LIFT CYLINDER



ART\_1001204380-C

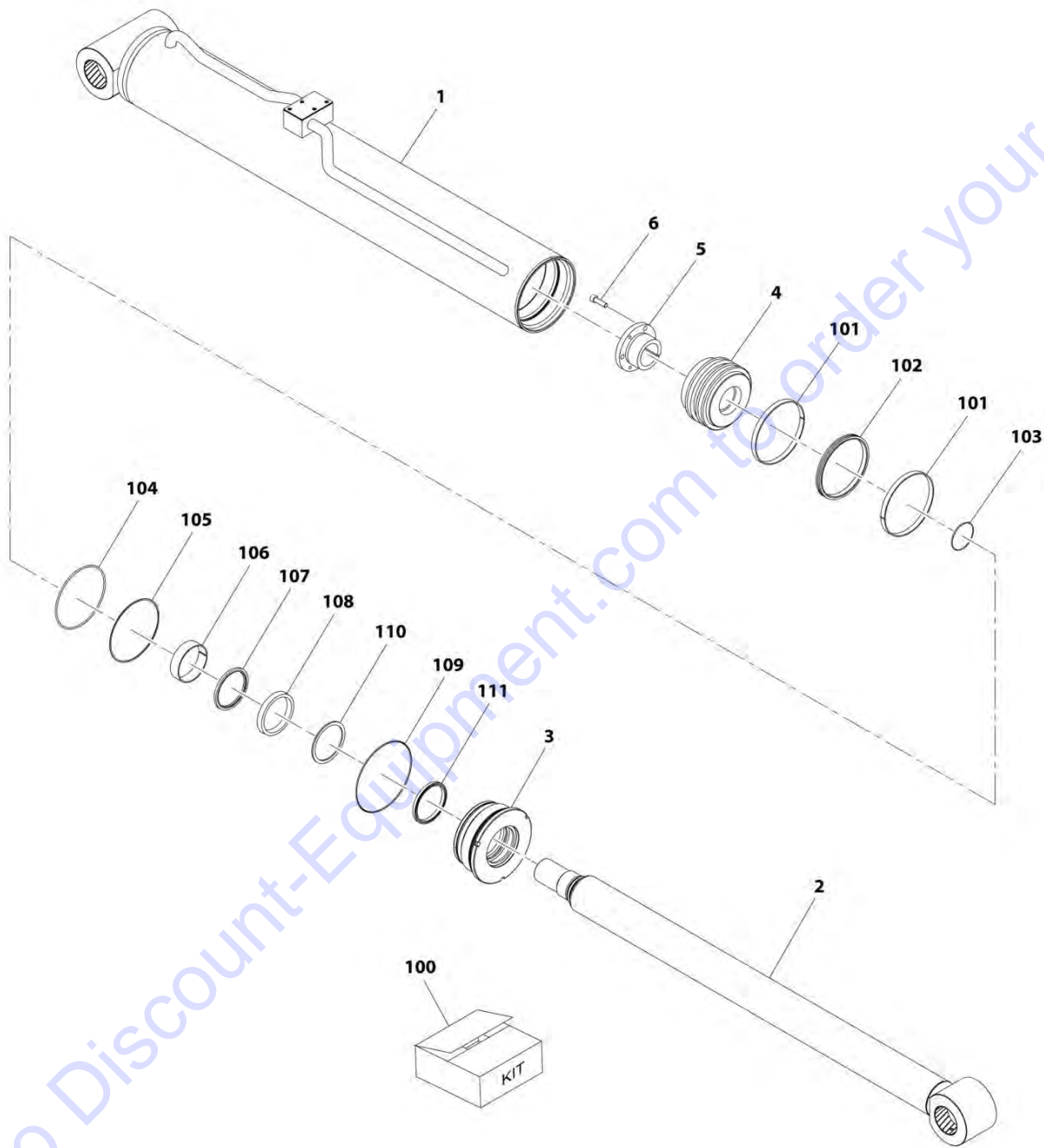
## SECTION 9 - HYDRAULIC COMPONENTS

FIGURE 9-2. LIFT CYLINDER

ITEM	PART NUMBER	QTY	DESCRIPTION	REV
	1001204380	NLA	Lift Cylinder (no longer available, use items 1 thru 100 for service or 1001228095 for replacement)	C
1	8770215	1	Fitting, 90	
2	3020043	AR	Lube, Anti-Seize	
3	0100011	AR	Compound, Locking	
4	0961903	1	Bushing, Tapered	
5	5272011	3	Bolt, M10X35	
6	1001125137	1	Screw, Self Tapping	
7	1001167610	1	Barrel	
8	1001167785	1	Piston	
9	1001167788	1	Head	
10	1001204378	1	Rod	
100	1001168661	1	Kit, Seal (includes items 101 thru 111)	
101	Kit	1	O-Ring	
102	Kit	1	O-Ring	
103	Kit	1	Ring, Backup	
104	Kit	2	Ring, Wear	
105	Kit	1	Seal	
106	Kit	1	Ring, Wear	
107	Kit	1	Seal, Buffer	
108	Kit	1	Seal, Wiper	
109	Kit	1	Seal	
110	Kit	1	Ring, Backup	
111	Kit	1	O-Ring	

SECTION 9 - HYDRAULIC COMPONENTS

FIGURE 9-3. LIFT CYLINDER



ART\_1001228095-A



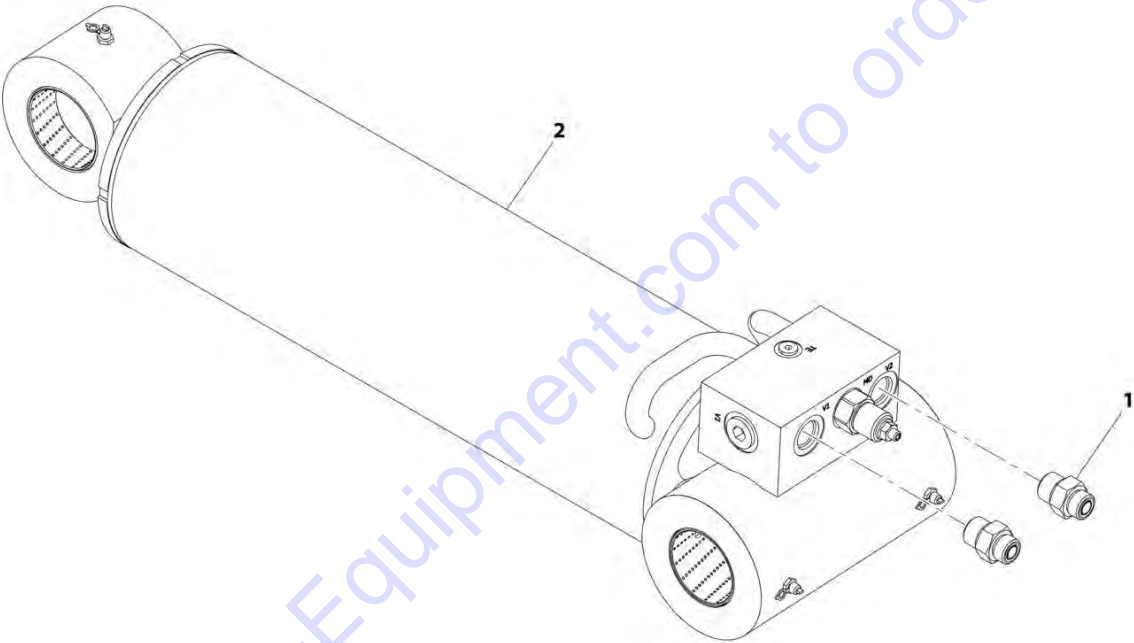
## SECTION 9 - HYDRAULIC COMPONENTS

**FIGURE 9-3. LIFT CYLINDER**

ITEM	PART NUMBER	QTY	DESCRIPTION	REV
	1001228095	Ref	Lift Cylinder	A
1	N.S.S.	1	Barrel	
2	70028776	1	Rod	
3	70028777	1	Rod Guide	
4	70028778	1	Piston	
5	0961903	1	Bushing, Tapered	
6	5272011	3	Bolt, M10X35	
100	1001168661	1	Kit, Seal (includes items 101 thru 111)	
101	Kit	2	Bearing	
102	Kit	1	Piston Seal	
103	Kit	1	O-Ring	
104	Kit	1	O-Ring	
105	Kit	1	Ring, Backup	
106	Kit	1	Bearing	
107	Kit	1	Seal, Buffer	
108	Kit	1	Seal, Rod	
109	Kit	1	O-Ring	
110	Kit	1	Ring, Backup	
111	Kit	1	Wiper	

SECTION 9 - HYDRAULIC COMPONENTS

FIGURE 9-4. TILT CYLINDER ASSEMBLY



ART\_1001184640-C

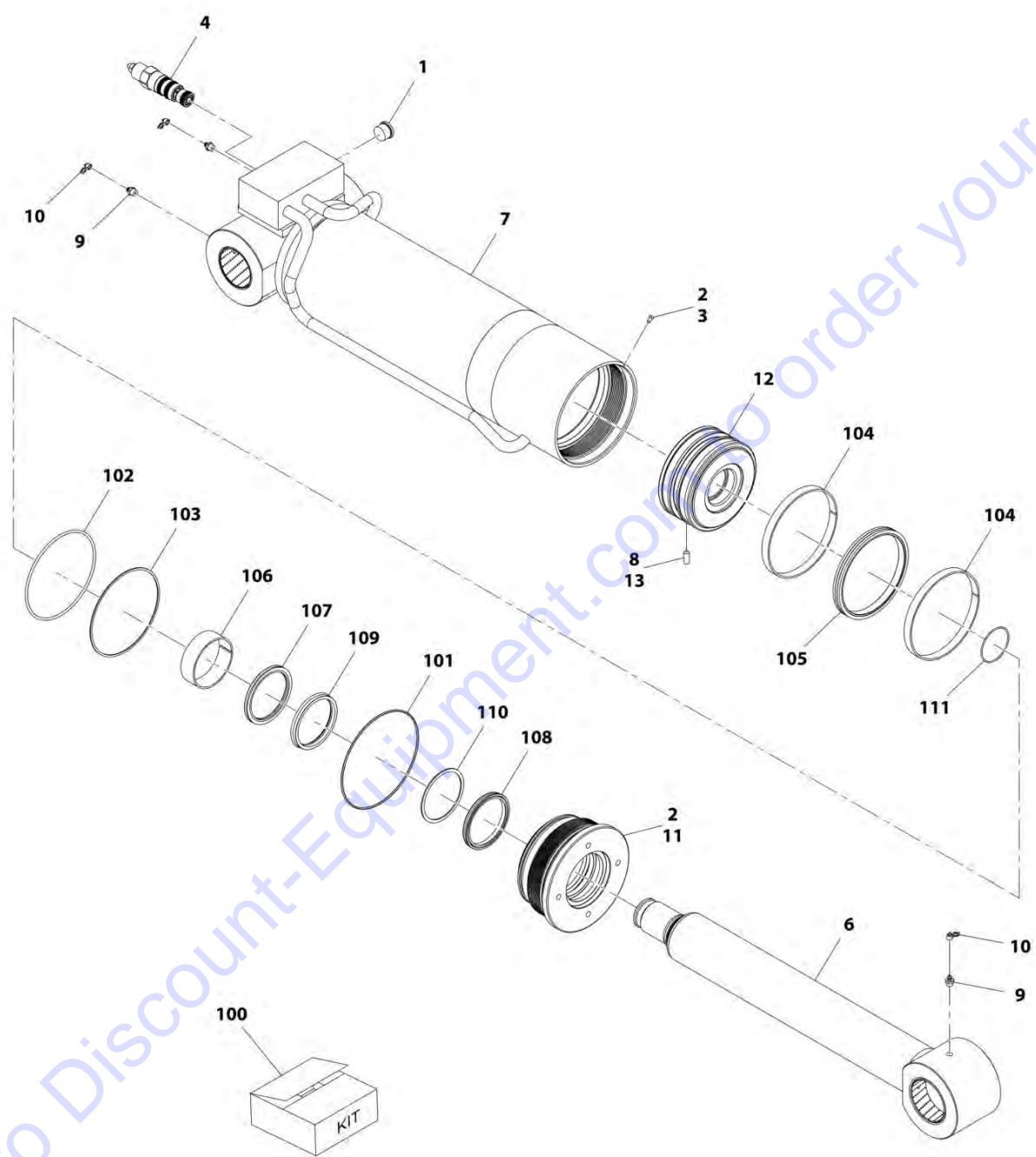
## SECTION 9 - HYDRAULIC COMPONENTS

**FIGURE 9-4. TILT CYLINDER ASSEMBLY**

ITEM	PART NUMBER	QTY	DESCRIPTION	REV
1	1001184640	Ref	Tilt Cylinder Assembly	C
2	2110810	2	Fitting, Straight ORFS	
2	1001162599	NLA	Tilt Cylinder (no longer available, use 1001228073 for replacement) (See Separate Breakdown in this Section)	
2	1001228073	Ref	Tilt Cylinder (See Separate Breakdown in this Section)	

SECTION 9 - HYDRAULIC COMPONENTS

FIGURE 9-5. TILT CYLINDER



ART\_1001162599-I

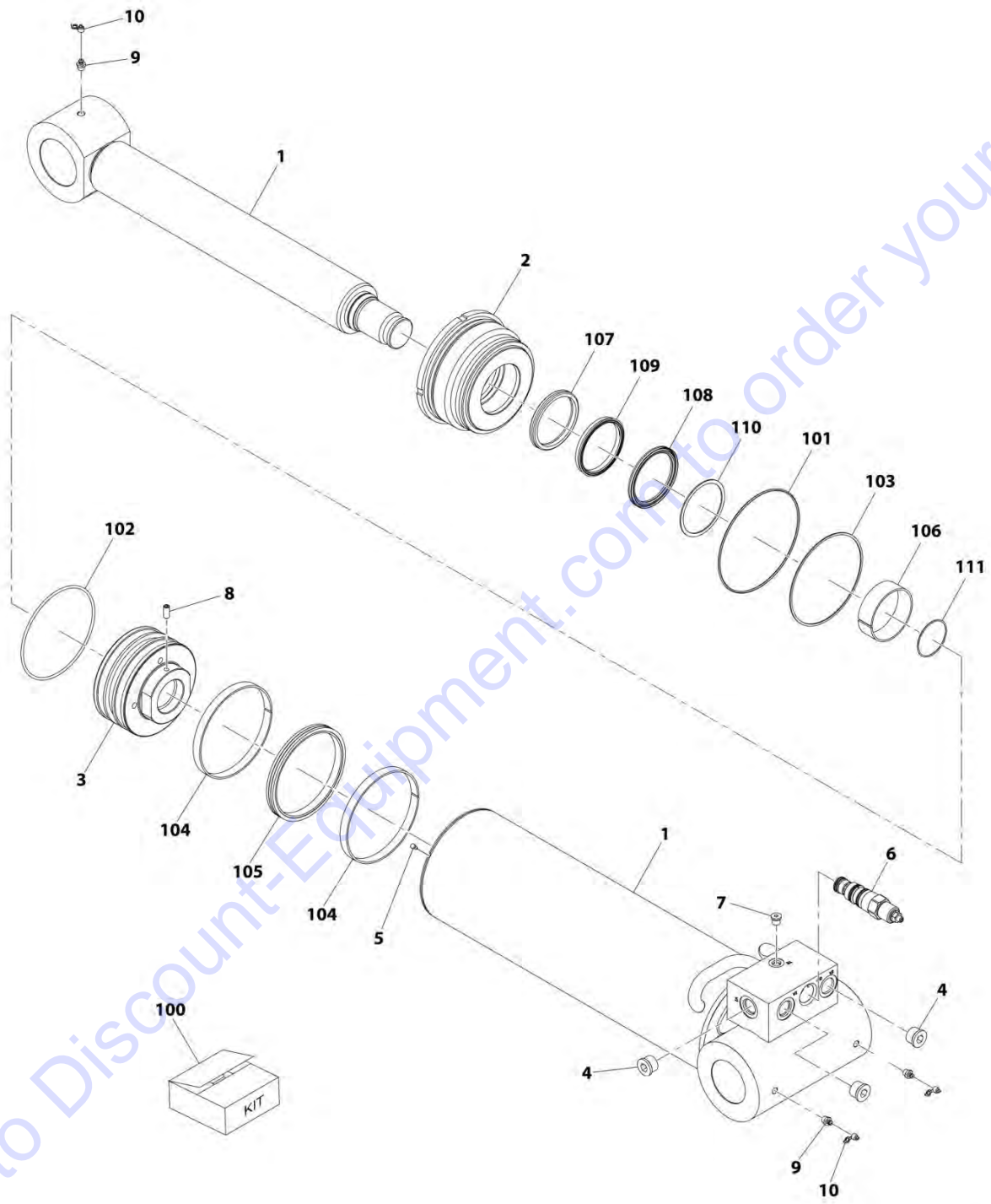
## SECTION 9 - HYDRAULIC COMPONENTS

FIGURE 9-5. TILT CYLINDER

ITEM	PART NUMBER	QTY	DESCRIPTION	REV
	1001162599	NLA	Tilt Cylinder (no longer available, use items 1 thru 100 for service or 1001228073 for replacement)	I
1	2220887	1	Plug	
2	3020043	AR	Lube, Anti-Seize	
3	1001125137	1	Screw, Self Tapping	
4	1001189888	1	Valve, Counterbalance	
6	1001167929	1	Rod	
7	1001167931	1	Barrel	
8	1001169050	1	Screw, M8X1.25	
9	2160016	3	Fitting, Grease	
10	8887145	3	Cap, Grease Fitting	
11	1001169071	1	Cylinder, Head	
12	1001169072	1	Cylinder, Piston	
13	0100035	AR	Adhesive, Loctite	
100	1001168666	1	Kit, Seal (includes items 101 thru 111)	
101	Kit	1	O-Ring	
102	Kit	1	O-Ring	
103	Kit	1	Ring, Back-Up	
104	Kit	2	Ring, Piston Wear	
105	Kit	1	Seal, Piston Cap	
106	Kit	1	Seal, Wear Rod	
107	Kit	1	Seal, Rod Buffer	
108	Kit	1	Seal, Rod Wiper	
109	Kit	1	Seal, Rod Type B	
110	Kit	1	Ring, Back-Up	
111	Kit	1	O-Ring	

SECTION 9 - HYDRAULIC COMPONENTS

FIGURE 9-6. TILT CYLINDER



ART\_1001228073-A

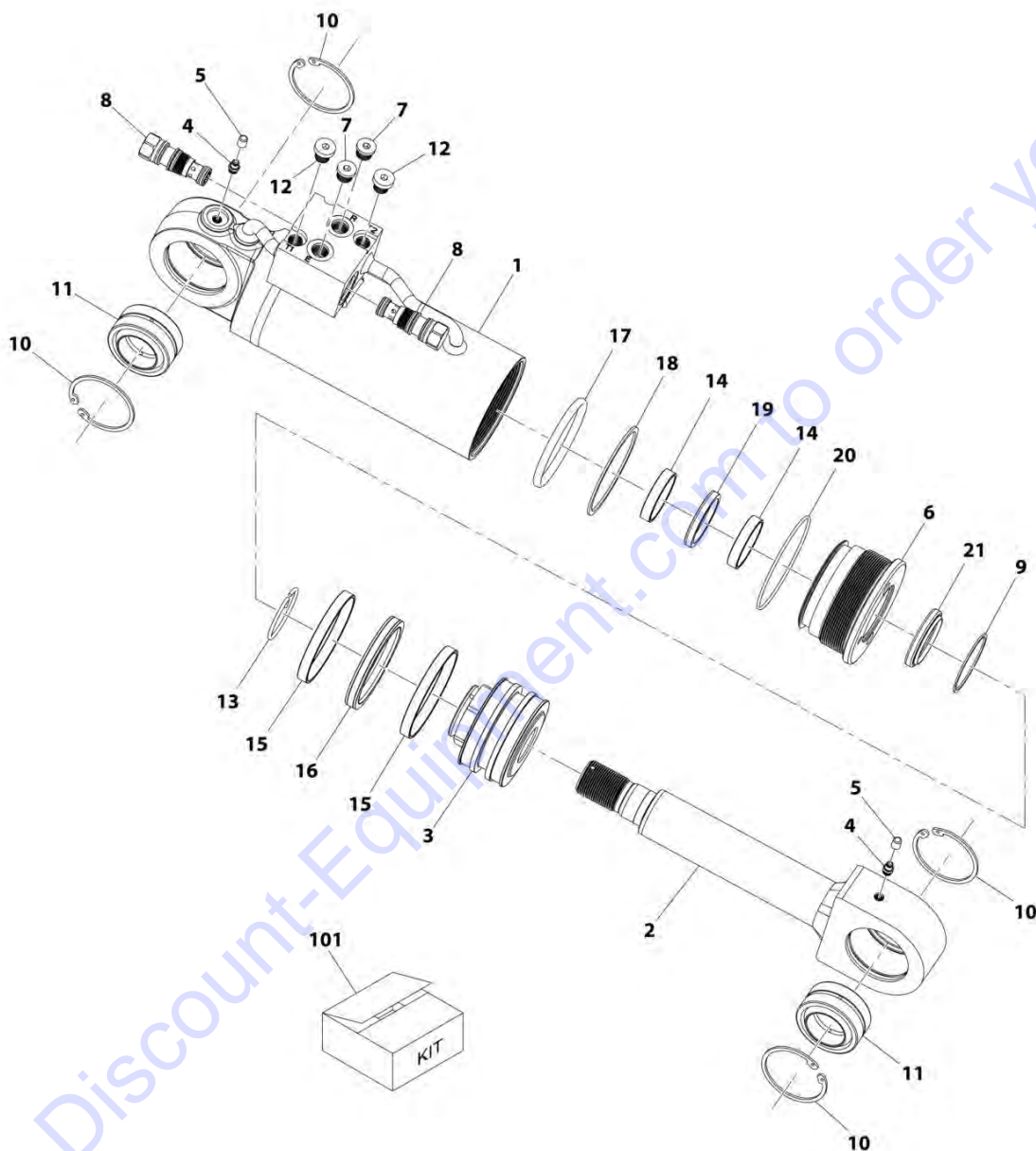
## SECTION 9 - HYDRAULIC COMPONENTS

FIGURE 9-6. TILT CYLINDER

ITEM	PART NUMBER	QTY	DESCRIPTION	REV
	1001228073	Ref	Tilt Cylinder	A
1	70029036	1	Rod Assembly	
2	70029037	1	Gland	
3	70029038	1	Piston	
4	2220887	3	Plug	
5	1001125137	1	Screw, Self Tapping	
6	1001189888	1	Valve, Counterbalance	
7	1001163267	1	Plug	
8	1001169050	1	Screw, M8X1.25	
9	2160016	3	Fitting, Grease	
10	8887145	3	Cap, Grease Fitting	
100	1001168666	1	Kit, Seal (includes items 101 thru 111)	
101	Kit	1	O-Ring	
102	Kit	1	O-Ring	
103	Kit	1	Ring, Back-Up	
104	Kit	2	Ring, Piston Wear	
105	Kit	1	Seal, Piston Cap	
106	Kit	1	Seal, Wear Head	
107	Kit	1	Seal, Rod Buffer	
108	Kit	1	Seal, Rod Wiper	
109	Kit	1	Seal, Rod Type B	
110	Kit	1	Ring, Back-Up	
111	Kit	1	O-Ring	

SECTION 9 - HYDRAULIC COMPONENTS

FIGURE 9-7. SIDE TILT CYLINDER



ART\_1001163414-A



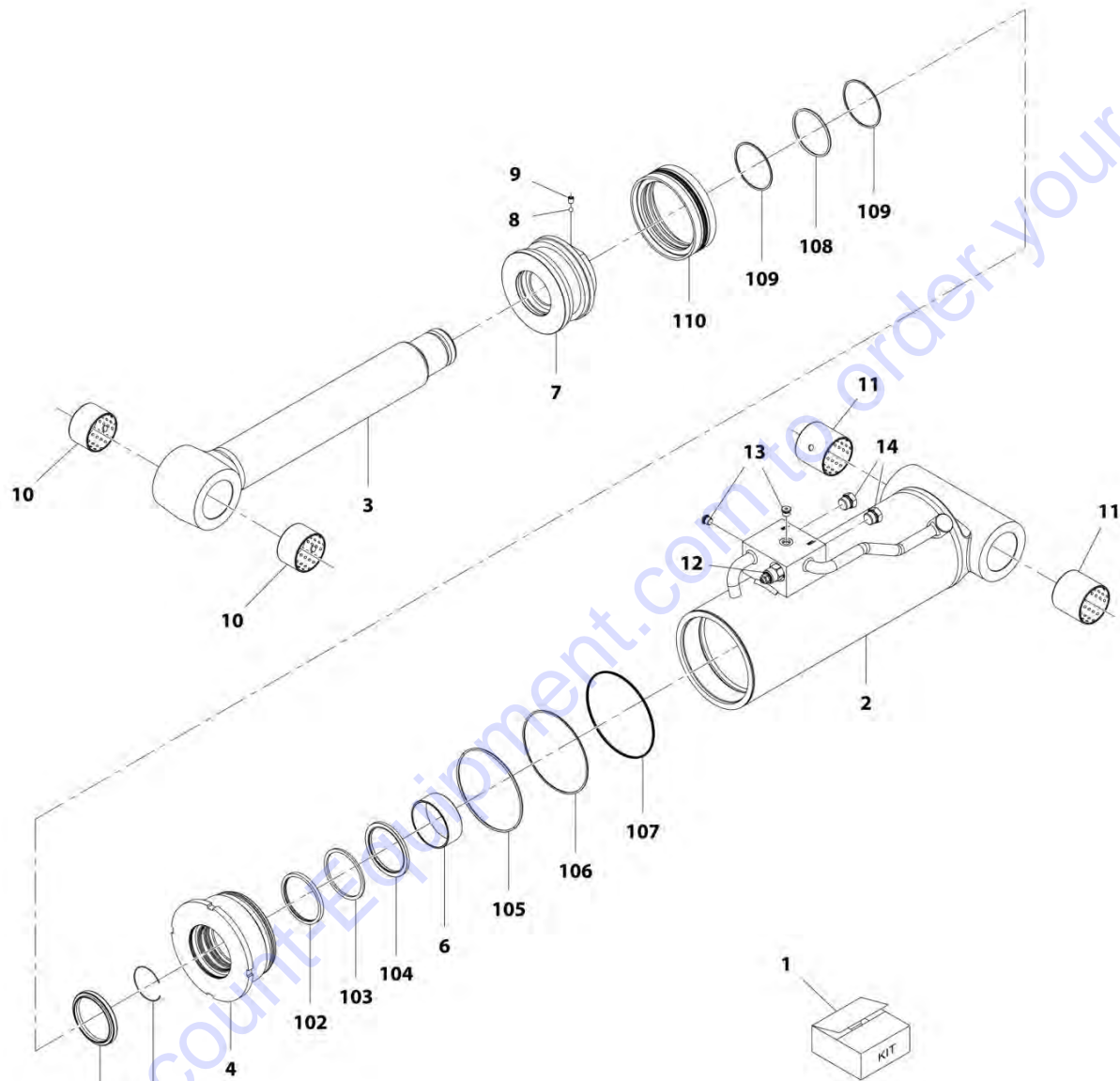
## SECTION 9 - HYDRAULIC COMPONENTS

**FIGURE 9-7. SIDE TILT CYLINDER**

ITEM	PART NUMBER	QTY	DESCRIPTION	REV
	1001163414	Ref	Side Tilt Cylinder	A
1	70026056	1	Barrel	
2	70026057	1	Rod	
3	70026058	1	Head, Piston	
4	70025606	2	Nipple, Grease	
5	70024020	2	Fitting, Grease	
6	70003849	1	Gland	
7	70025959	2	Plug	
8	70026059	2	Valve, P.O. Check	
9	70002219	1	Ring, Internal Snap	
10	70026060	4	Ring, Internal Snap	
11	70026061	2	Bearing, Spherical	
12	70024262	2	Plug	
13	70002224	1	Ring, Locking	
14	Kit	2	Ring, Rod Bearing	
15	Kit	2	Ring, Piston Bearing	
16	Kit	1	Seal, Piston	
17	Kit	1	O-Ring	
18	Kit	1	Ring, Back-Up	
19	Kit	1	Seal, Rod	
20	Kit	1	O-Ring	
21	Kit	1	Seal, Wiper	
101	70026062	1	Kit, Seal (includes items 14 thru 21)	

SECTION 9 - HYDRAULIC COMPONENTS

FIGURE 9-8. COMPENSATION CYLINDER



ART\_1001162600-F

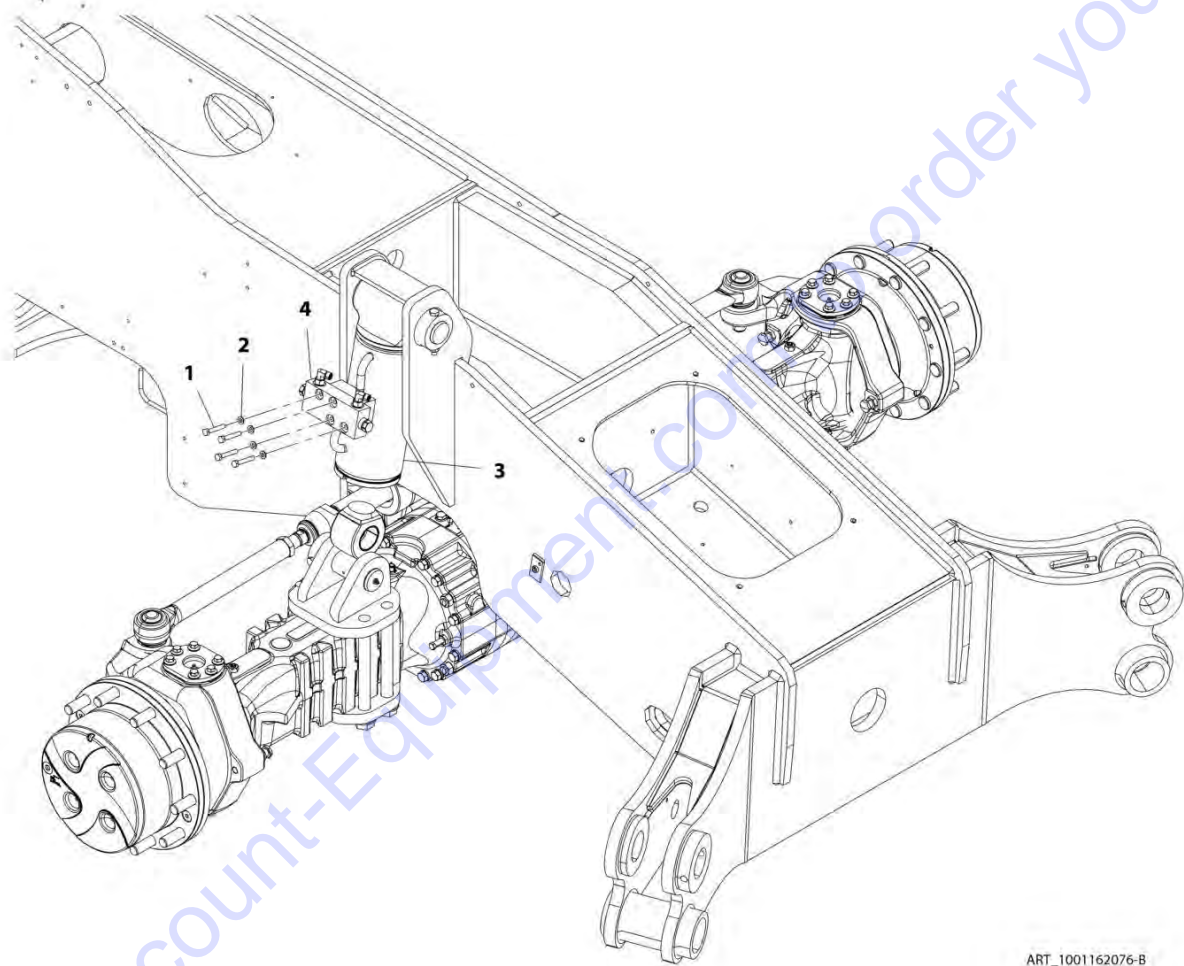
## SECTION 9 - HYDRAULIC COMPONENTS

**FIGURE 9-8. COMPENSATION CYLINDER**

ITEM	PART NUMBER	QTY	DESCRIPTION	REV
	1001162600	Ref	Compensation Cylinder	F
1	70026550	1	Kit, Seal (includes items 101 thru 110)	
2	70026540	1	Barrel	
3	70026541	1	Gland	
4	70026542	1	Ring, Retaining	
5	70023379	1	Ring, Retaining	
6	70026302	1	Bearing, Dry	
7	70026303	1	Piston	
8	70022564	1	Ball, Steel	
9	70023369	1	Screw, Set	
10	70026543	2	Bearing, Dry	
11	70026545	2	Bearing, Dry	
12	70026336	1	Valve, Counterbalance	
13	70023370	2	Plug, Socket	
14	70023372	2	Plug, Hex	
101	Kit	1	Wiper, Dust	
102	Kit	1	Seal, Rod	
103	Kit	1	Ring, Backup	
104	Kit	1	Ring, Buffer	
105	Kit	1	O-Ring	
106	Kit	1	Ring, Backup	
107	Kit	1	O-Ring	
108	Kit	1	O-Ring	
109	Kit	2	Ring, Backup	
110	Kit	1	Seal, Piston	

**SECTION 9 - HYDRAULIC COMPONENTS**

**FIGURE 9-9. FRAME LEVEL CYLINDER INSTALLATION**



ART\_1001162076-B

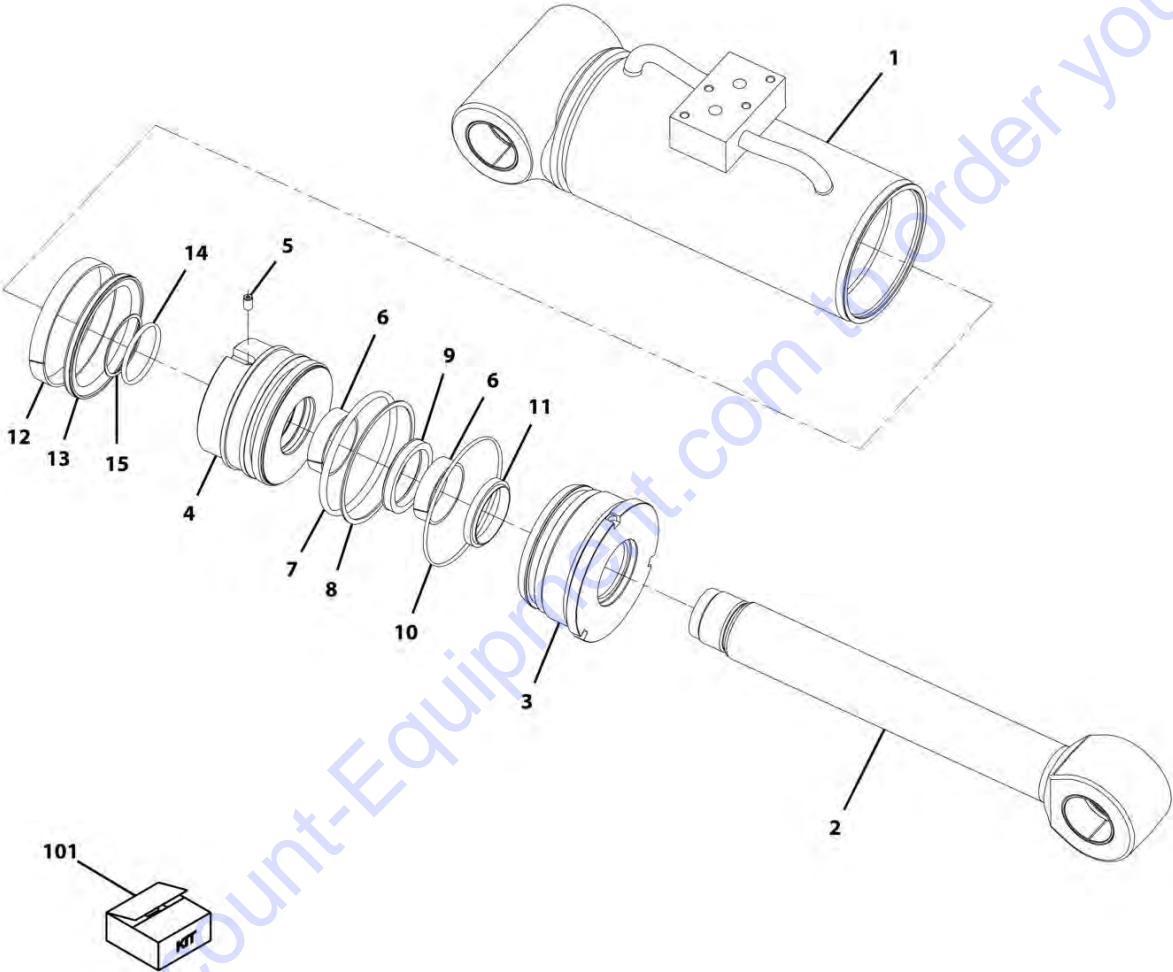
## SECTION 9 - HYDRAULIC COMPONENTS

**FIGURE 9-9. FRAME LEVEL CYLINDER INSTALLATION**

ITEM	PART NUMBER	QTY	DESCRIPTION	REV
	1001162076	Ref	Frame Level Cylinder Installation	B
1	0700818	4	Bolt, M8X50	
2	4811900	4	Washer, M8	
3	1001179369	1	Cylinder, Frame Stability (See Separate Breakdown in this Section)	
4	1001168599	1	Valve, Counterbalance	

SECTION 9 - HYDRAULIC COMPONENTS

FIGURE 9-10. FRAME LEVEL CYLINDER



ART\_1001179369-A

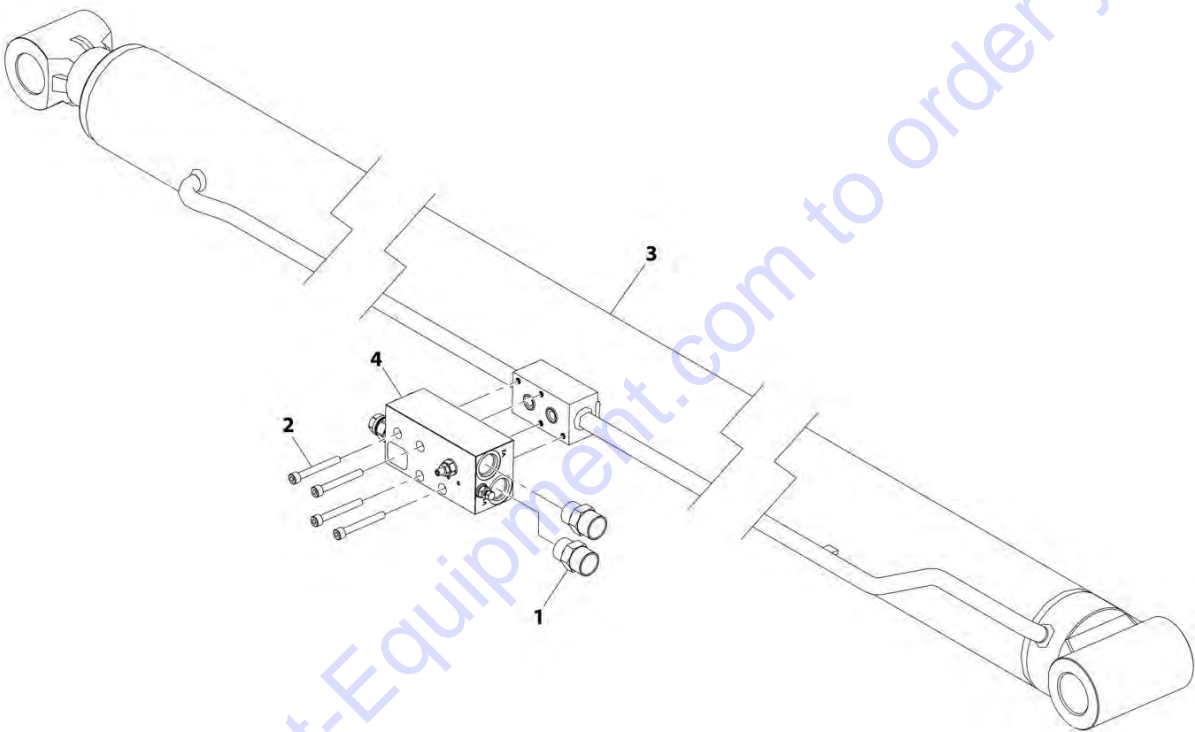
## SECTION 9 - HYDRAULIC COMPONENTS

**FIGURE 9-10. FRAME LEVEL CYLINDER**

ITEM	PART NUMBER	QTY	DESCRIPTION	REV
	1001179369	Ref	Frame Level Cylinder	A
1	70026435	1	Barrel	
2	70026436	1	Rod	
3	70026249	1	Guide, Rod	
4	70026251	1	Piston	
5	70020438	1	Screw	
6	Kit	2	Bearing	
7	Kit	1	O-Ring	
8	Kit	1	Ring, Backup	
9	Kit	1	Seal, Rod	
10	Kit	1	O-Ring	
11	Kit	1	Wiper	
12	Kit	1	Bearing	
13	Kit	1	Seal, Piston	
14	Kit	1	O-Ring	
15	Kit	2	Ring, Backup	
101	70026253	1	Kit, Seal (includes items 6 thru 15)	

SECTION 9 - HYDRAULIC COMPONENTS

FIGURE 9-11. EXTEND/RETRACT CYLINDER ASSEMBLY



ART\_1001227677-A



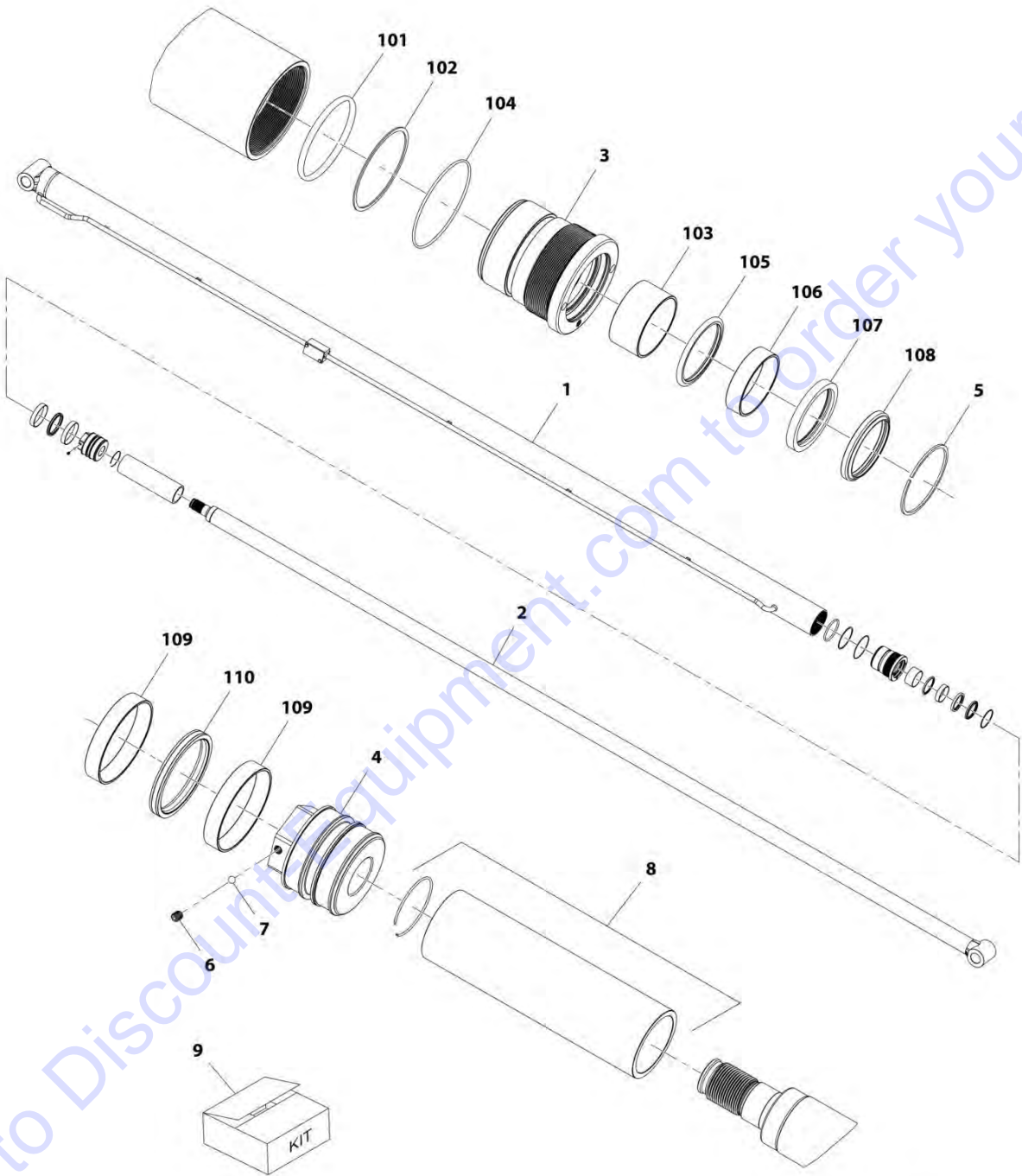
## SECTION 9 - HYDRAULIC COMPONENTS

FIGURE 9-11. EXTEND/RETRACT CYLINDER ASSEMBLY

ITEM	PART NUMBER	QTY	DESCRIPTION	REV
	1001227677	Ref	Extend/Retract Cylinder Assembly	A
1	2111212	2	Fitting, Straight ORFS	
2	4031917	4	Bolt, M8X65	
3	1001162685	1	Extend/Retract Cylinder, (See Separate Breakdown in this Section)	
4	1001226876	1	Valve, Counterbalance, (includes 2 O-Ring)	

SECTION 9 - HYDRAULIC COMPONENTS

FIGURE 9-12. EXTEND/RETRACT CYLINDER



ART\_1001162685-E

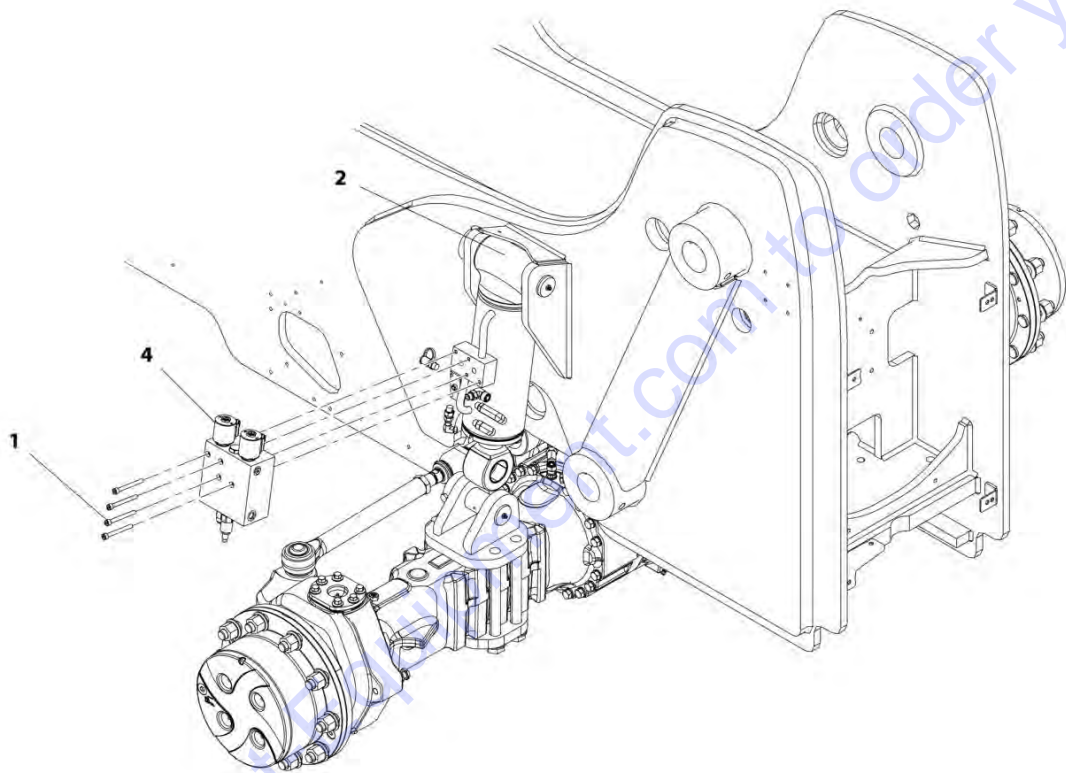
## SECTION 9 - HYDRAULIC COMPONENTS

**FIGURE 9-12. EXTEND/RETRACT CYLINDER**

ITEM	PART NUMBER	QTY	DESCRIPTION	REV
	1001162685	Ref	Extend/Retract Cylinder	E
1	70026456	1	Barrel	
2	70026457	1	Rod	
3	70026459	1	Gland	
4	70026460	1	Head, Piston	
5	70023086	1	Ring, Snap	
6	70026461	1	Screw, Set	
7	70025614	1	Ball, Steel	
8	70026458	1	Spacer	
9	70026462	1	Kit, Seal (includes items 101 thru 110)	
101	Kit	1	O-Ring	
102	Kit	1	Ring, Backup	
103	Kit	1	Ring, Bearing	
104	Kit	1	O-Ring	
105	Kit	1	Seal, Rod	
106	Kit	1	Ring, Bearing	
107	Kit	1	Seal, Rod	
108	Kit	1	Seal, Wiper	
109	Kit	2	Ring, Bearing	
110	Kit	1	Seal, Piston	

**SECTION 9 - HYDRAULIC COMPONENTS**

**FIGURE 9-13. REAR AXLE STABILIZER CYLINDER INSTALLATION**



ART\_1001164036-E

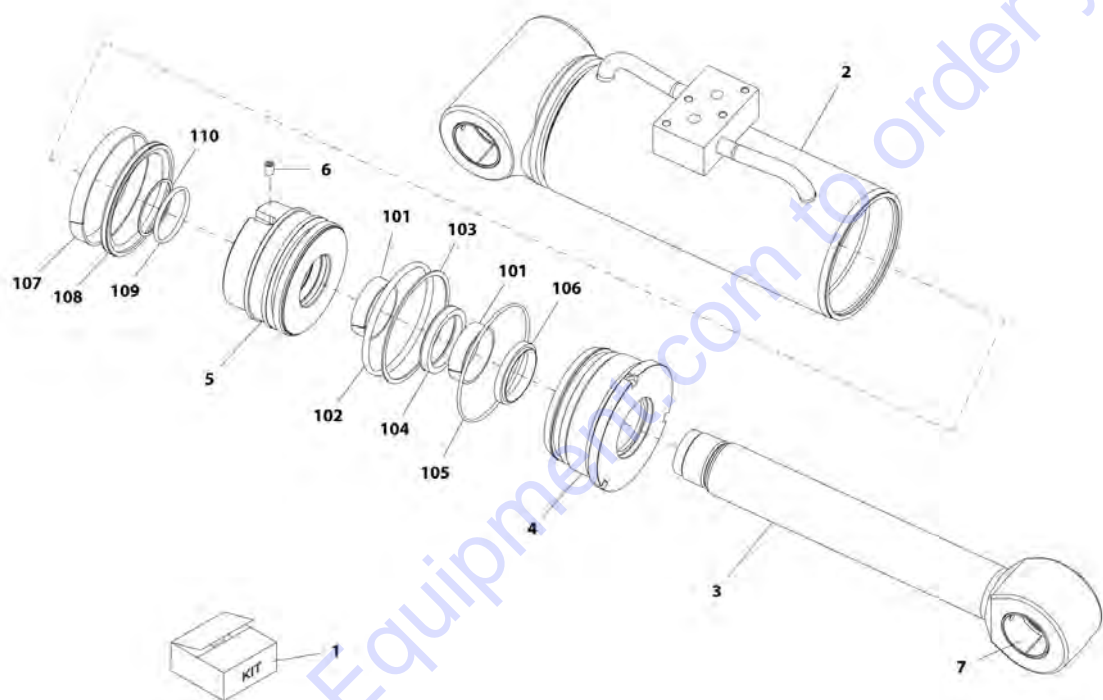
## SECTION 9 - HYDRAULIC COMPONENTS

**FIGURE 9-13. REAR AXLE STABILIZER CYLINDER INSTALLATION**

ITEM	PART NUMBER	QTY	DESCRIPTION	REV
	1001164036	Ref	Rear Axle Stabilizer Cylinder Installation	E
1	4031920	4	Screw, M8X1.25	
2	1001158620	1	Cylinder, Frame Stability (See Separate Breakdown in this Section)	
4		Ref	Valve (See Separate Breakdown in this Section)	

SECTION 9 - HYDRAULIC COMPONENTS

FIGURE 9-14. REAR AXLE STABILITY CYLINDER



ART. 1001150620-E

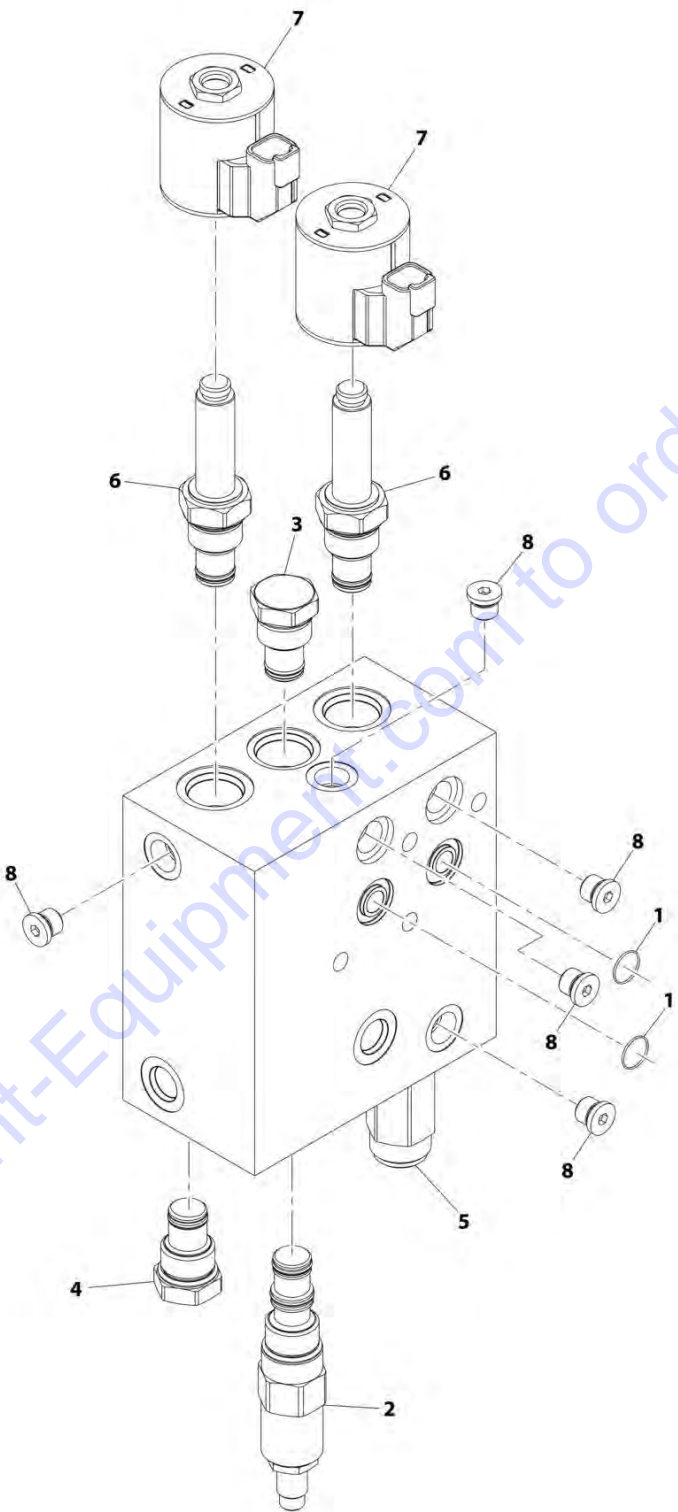
## SECTION 9 - HYDRAULIC COMPONENTS

**FIGURE 9-14. REAR AXLE STABILITY CYLINDER**

ITEM	PART NUMBER	QTY	DESCRIPTION	REV
	1001158620	Ref	Rear Axle Stability Cylinder	E
2	70026250	1	Barrel	
3	70026252	1	Rod	
4	70026249	1	Rod, Guide	
5	70026261	1	Piston	
6	70020438	1	Screw	
7	70020476	1	Bushing	
1	70026253	1	Kit, Seal (includes items 101 thru 110)	
101	Kit	2	Bearing	
102	Kit	1	O-Ring	
103	Kit	1	Ring, Back-Up	
104	Kit	1	Seal, Rod	
105	Kit	1	O-Ring	
106	Kit	1	Wiper	
107	Kit	1	Bearing	
108	Kit	1	Seal, Piston	
109	Kit	1	O-Ring	
110	Kit	1	Ring, Back-Up	

SECTION 9 - HYDRAULIC COMPONENTS

FIGURE 9-15. REAR AXLE STABILIZER VALVE



ART\_1001197600-A



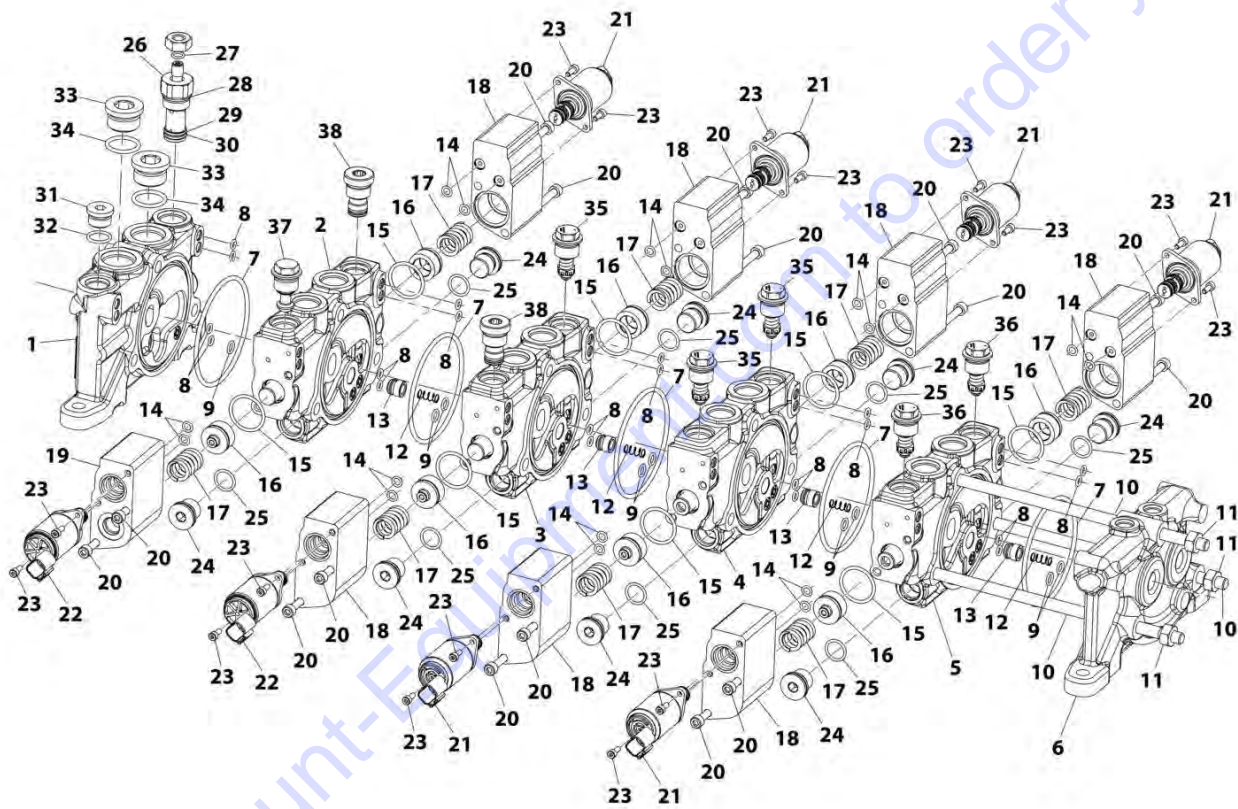
## SECTION 9 - HYDRAULIC COMPONENTS

**FIGURE 9-15. REAR AXLE STABILIZER VALVE**

ITEM	PART NUMBER	QTY	DESCRIPTION	REV
	1001197600	Ref	Rear Axle Stabilizer Valve	A
1	70026440	2	O-Ring	
2	70026442	1	Cartridge Valve	
2	7012510	1	Seal Kit	
2	Kit	1	O-Ring	
2	Kit	1	O-Ring	
2	Kit	1	O-Ring	
3	70026443	1	Cartridge Valve	
3	7024808	1	Seal Kit	
3	Kit	1	O-Ring	
3	Kit	1	O-Ring	
4	70026444	1	Cartridge Valve	
4	7022399	1	Seal Kit	
4	Kit	1	O-Ring	
4	Kit	1	O-Ring	
5	70028451	1	Cartridge Valve	
5	7024808	1	Seal Kit	
5	Kit	1	O-Ring	
5	Kit	1	O-Ring	
6	70026445	2	Cartridge Valve	
6	70026446	1	Seal Kit	
6	Kit	1	O-Ring	
7	70003788	2	Coil	
8	2220883	5	Plug	

SECTION 9 - HYDRAULIC COMPONENTS

FIGURE 9-16. MAIN CONTROL VALVE



ART\_1001226812-D

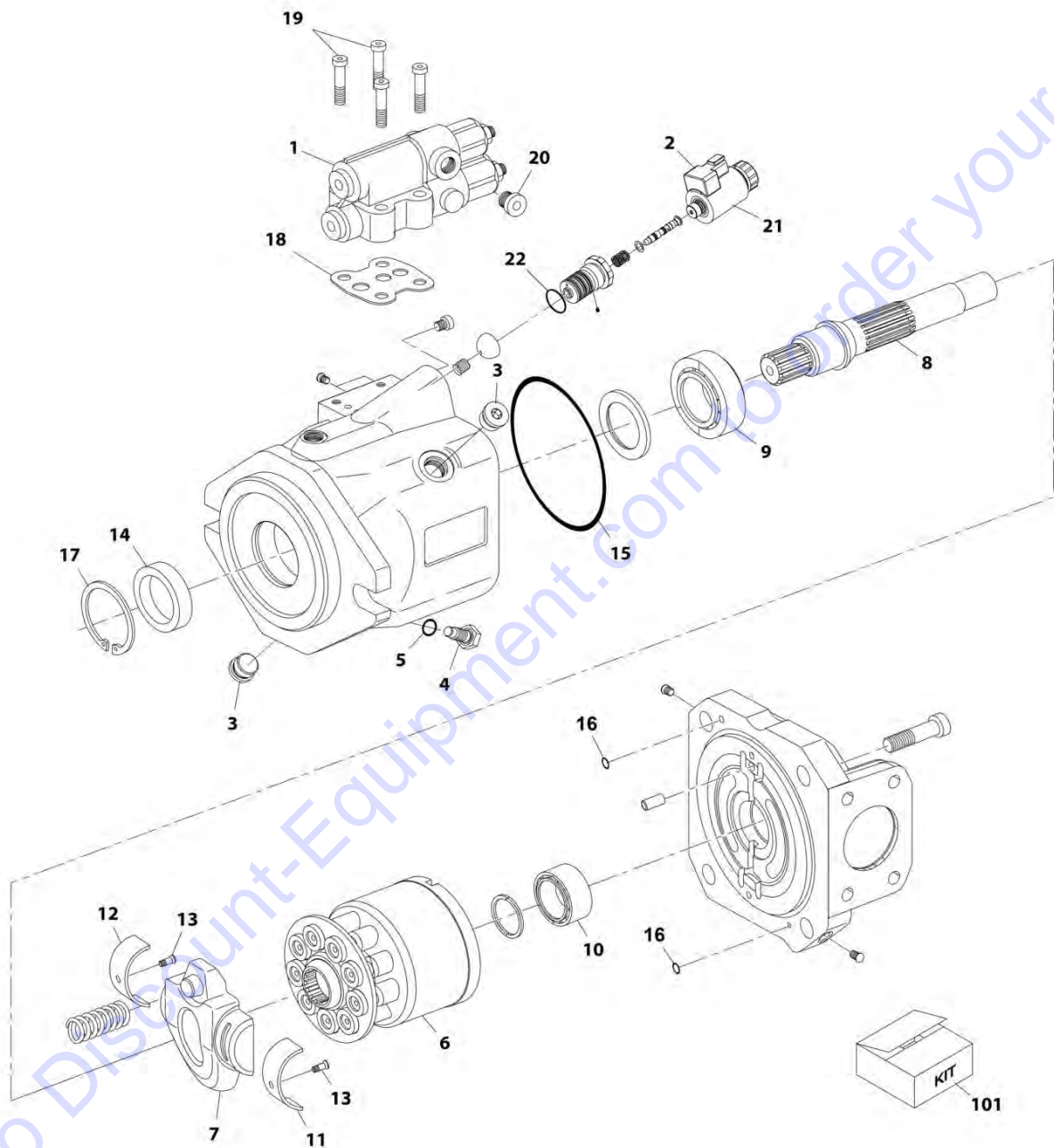
## SECTION 9 - HYDRAULIC COMPONENTS

**FIGURE 9-16. MAIN CONTROL VALVE**

ITEM	PART NUMBER	QTY	DESCRIPTION	REV
	1001226812	Ref	Main Control Valve	D
1	70028478	1	Section, Inlet	
2	70028479	1	Section, Spool	
3	70028480	1	Section, Spool	
4	70026387	1	Section, Spool	
5	70028481	1	Section, Spool	
6	70026389	1	Section, Outlet	
7	8034697	5	O-Ring	
8	70050508	20	O-Ring	
9	70050507	9	O-Ring	
10	70026375	3	Rod, Tie	
11	70050481	6	Nut	
12	10837937	4	Spring	
13	10837929	4	Poppet	
14	70026369	16	O-Ring	
15	70026380	8	O-Ring	
16	70026378	8	Spring	
17	70026377	8	Spring	
18	70026381	7	Cap	
19	70028482	1	Cap	
20	70026383	16	Cap	
21	70022013	6	Valve	
22	70028483	2	Valve	
23	70022014	16	Bolt	
24	70050504	8	Plug	
25	70027130	8	O-Ring	
26	70022012	1	Regulator	
27	70026373	1	O-Ring	
28	10837928	1	O-Ring	
29	70026376	1	Ring	
30	70026370	1	O-Ring	
31	8035382	1	Plug	
32	70024202	1	O-Ring	
33	70050472	2	Plug	
34	70026374	2	O-Ring	
35	70022010	3	Valve	
36	70027098	2	Valve	
37	70028484	1	Valve	
38	70022008	2	Plug	

SECTION 9 - HYDRAULIC COMPONENTS

FIGURE 9-17. PISTON PUMP



ART\_1001168376-B

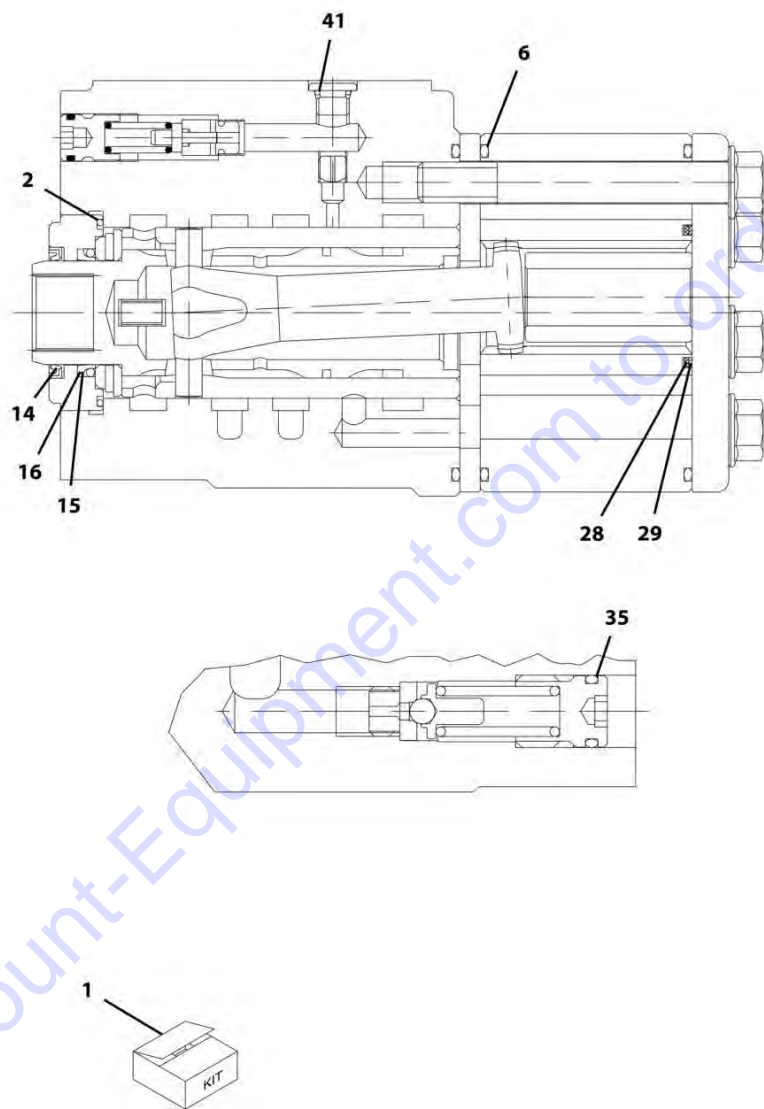
## SECTION 9 - HYDRAULIC COMPONENTS

FIGURE 9-17. PISTON PUMP

ITEM	PART NUMBER	QTY	DESCRIPTION	REV
	1001182279	Ref	Piston Pump	B
1	70026572	1	Valve, Control	
2	70024186	1	Valve, Control	
3	70024407	2	Plug	
4	70024408	1	Screw, Stop	
5	Kit	1	O-Ring	
6	70024188	1	Group, Rotary	
7	70026583	1	Plate, Swash	
8	7024939	1	Shaft, Drive	
9	7024943	1	Bearing, Front	
10	7024944	1	Bearing, Rear	
11	70024414	1	Liner, Bearing	
12	70024415	1	Liner, Bearing	
13	7024953	2	Screw, M5X16	
14	80634004	1	Seal, Shaft	
15	Kit	1	O-Ring	
16	Kit	2	Sing, Seal	
17	80334277	1	Ring, Safety	
18	70021867	1	Gasket	
19	7024954	4	Screw, M6X30	
20	70024416	1	Plug	
21	70025897	1	Solenoid	
22	Kit	1	O-Ring	
101	70024189	1	Kit, Seal (includes items 5, 15 thru 16 & 22)	

SECTION 9 - HYDRAULIC COMPONENTS

FIGURE 9-18. STEERING ORBITAL VALVE



ART\_1001158527-E

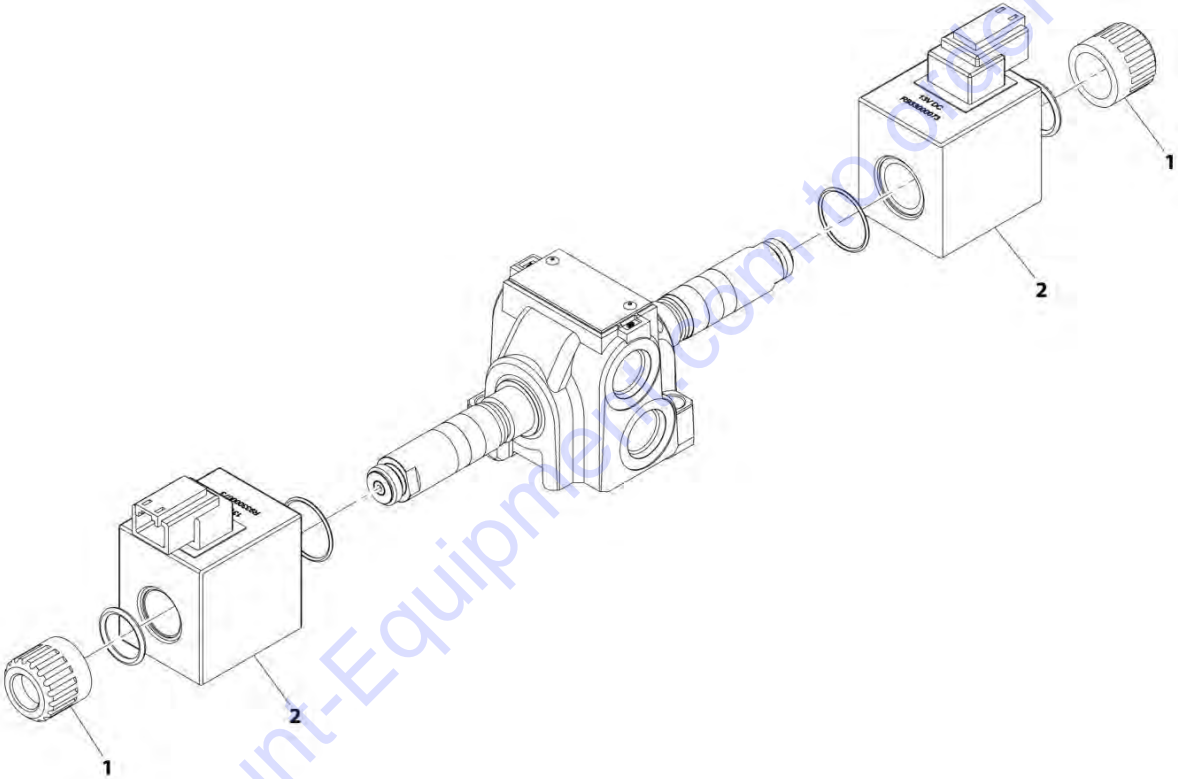
## SECTION 9 - HYDRAULIC COMPONENTS

**FIGURE 9-18. STEERING ORBITAL VALVE**

ITEM	PART NUMBER	QTY	DESCRIPTION	REV
	1001158527	1	Steering Orbital Valve	E
1	70026401	1	Kit, Seal (includes items 2 thru 41)	
2	Kit	1	O-Ring	
6	Kit	3	O-Ring	
14	Kit	1	Seal, Dust	
15	Kit	1	O-Ring	
16	Kit	1	Seal, Shaft	
28	Kit	1	Washer, Back-Up	
29	Kit	1	Seal, Ring	
35	Kit	3	O-Ring	
41	Kit	2	O-Ring	

SECTION 9 - HYDRAULIC COMPONENTS

FIGURE 9-19. STEERING SELECT VALVE



ART\_1001153748-C



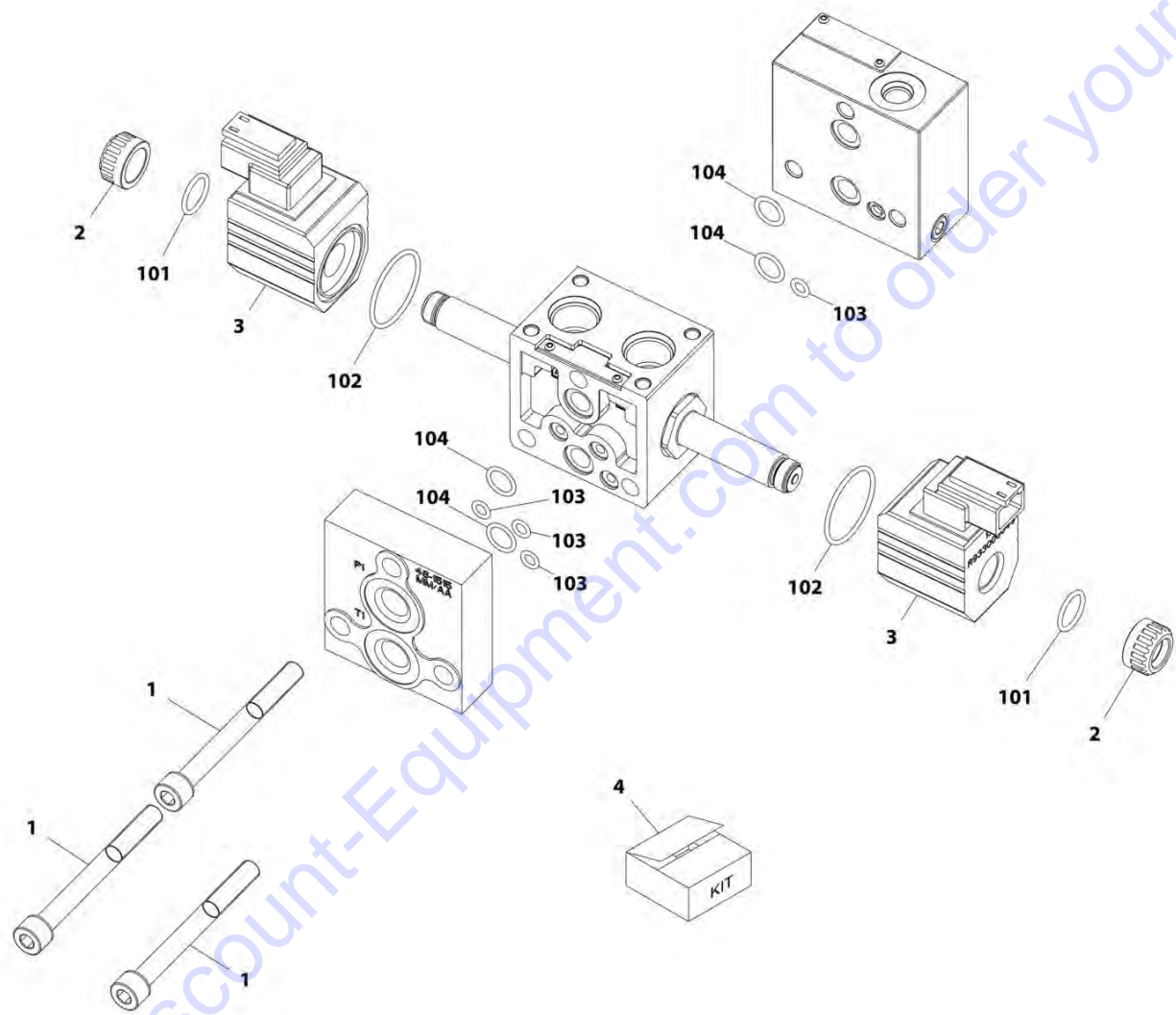
## SECTION 9 - HYDRAULIC COMPONENTS

FIGURE 9-19. STEERING SELECT VALVE

ITEM	PART NUMBER	QTY	DESCRIPTION	REV
	1001153748	Ref	Steering Select Valve	C
1	70020867	2	Nut, Coil	
2	70026582	2	Coil	

SECTION 9 - HYDRAULIC COMPONENTS

FIGURE 9-20. FRAME LEVEL VALVE



ART\_1001162959-ID

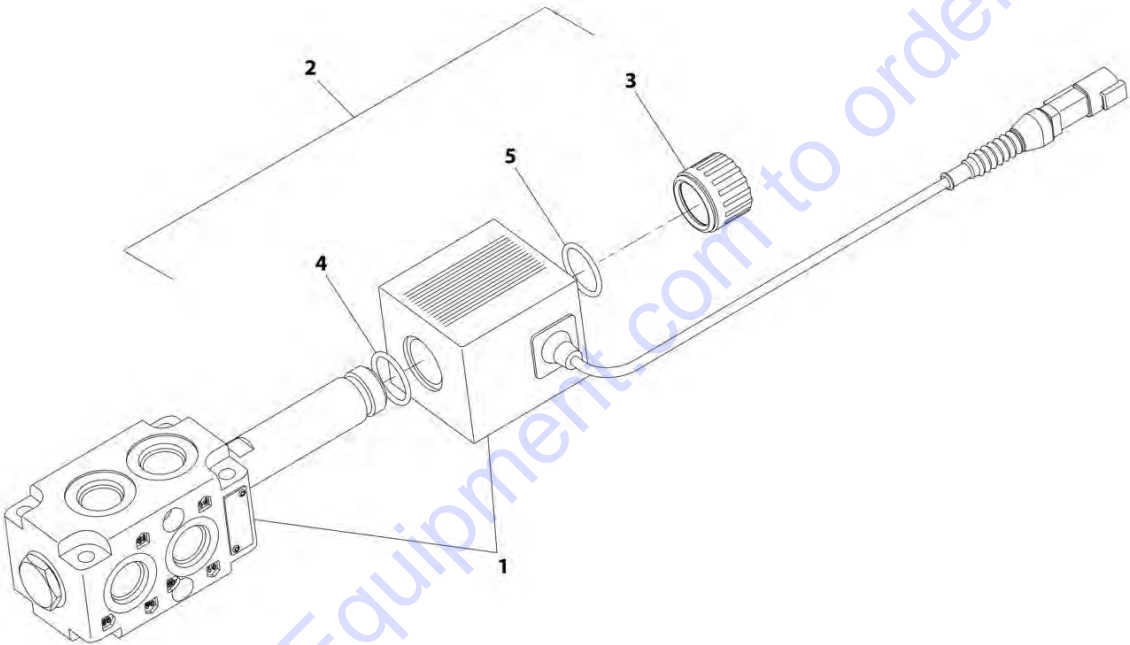
## SECTION 9 - HYDRAULIC COMPONENTS

**FIGURE 9-20. FRAME LEVEL VALVE**

ITEM	PART NUMBER	QTY	DESCRIPTION	REV
	1001162959	Ref	Frame Level Valve	D
1	70026685	3	Screw	
2	70021209	2	Retainer	
3	70021208	2	Coil	
4	70026686	1	Kit, Seal (includes items 101 thru 104)	
101	Kit	2	O-Ring	
102	Kit	2	O-Ring	
103	Kit	4	O-Ring	
104	Kit	4	O-Ring	

SECTION 9 - HYDRAULIC COMPONENTS

FIGURE 9-21. DIVERTOR VALVE



ART\_1001104477-D


## SECTION 9 - HYDRAULIC COMPONENTS

FIGURE 9-21. DIVERTOR VALVE

ITEM	PART NUMBER	QTY	DESCRIPTION	REV
	1001104477	Ref	Divertor Valve	D
1	70020764	1	Coil	
2	70021531	1	Kit, Retainer	
3	Kit	1	Nut	
4	Kit	1	O-Ring	
5	Kit	1	O-Ring	

## 788

943



ART\_1001163067-N

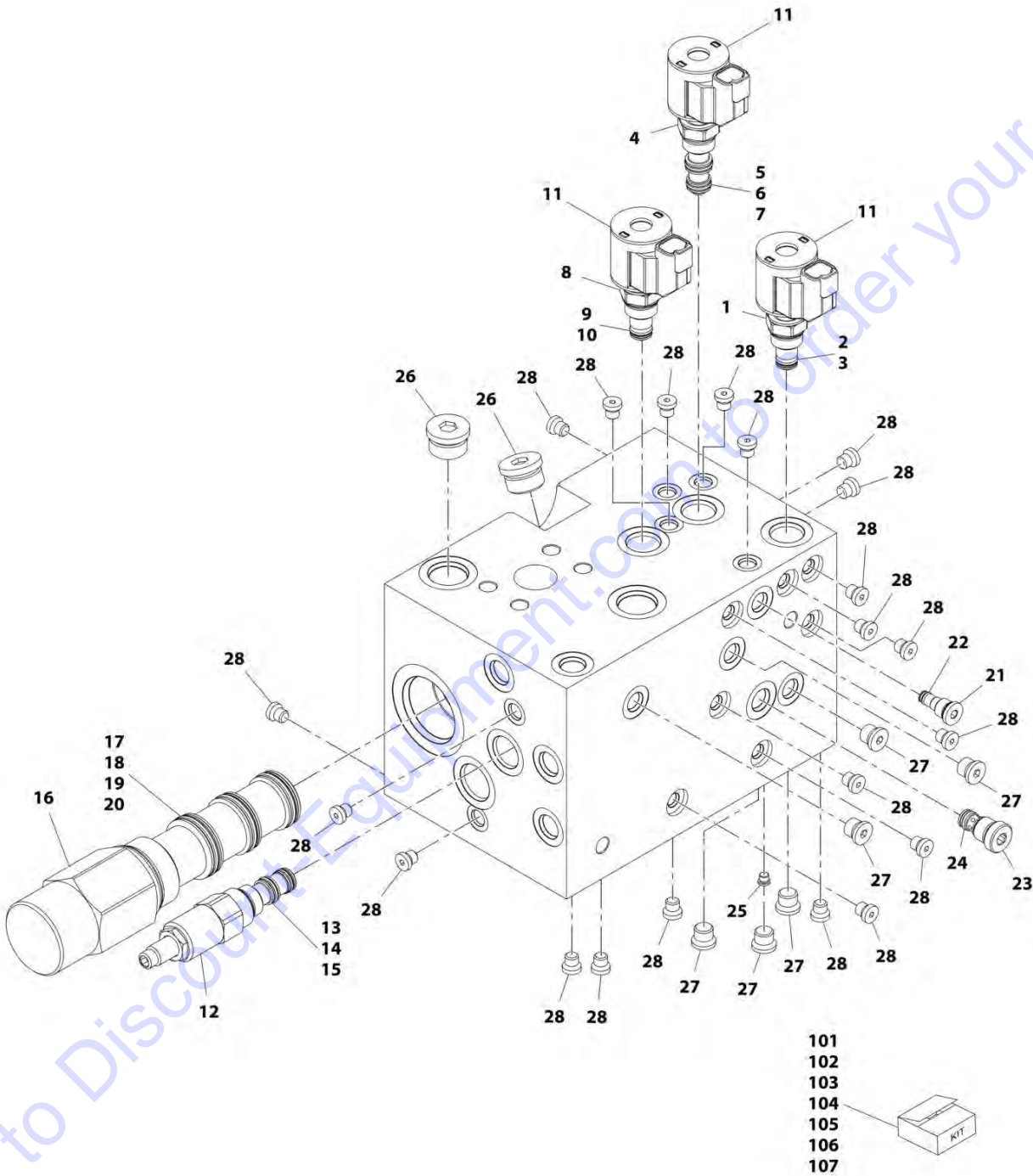
## SECTION 9 - HYDRAULIC COMPONENTS

**FIGURE 9-22. TANK HYDRAULIC**

ITEM	PART NUMBER	QTY	DESCRIPTION	REV
	1001163067	Ref	Hydraulic Tank	N
1	2111616	1	Fitting, Straight ORFS	
2	1001003301	1	Seal O-Ring	
3	2220239	1	Plug	
4	1001194981	1	Cap	
5	1001162660	1	Filter	
6	1001162662	1	Filter, Breather	
7	1001162765	1	Tank	
9	2220240	1	Adapter	
10	4031607	6	Screw, M5-0.8X16	
11	4831600	6	Washer, Lock M5	
12	1001167281	1	Manifold, Hydraulic Return	
14	4811900	4	Washer, M8	
15	0700814	4	Bolt, M8X30	
16	1001128478	1	Sensor	
17	1001009163	1	Seal	

SECTION 9 - HYDRAULIC COMPONENTS

FIGURE 9-23. PRIORITY MANIFOLD VALVE



ART\_1001162548-F



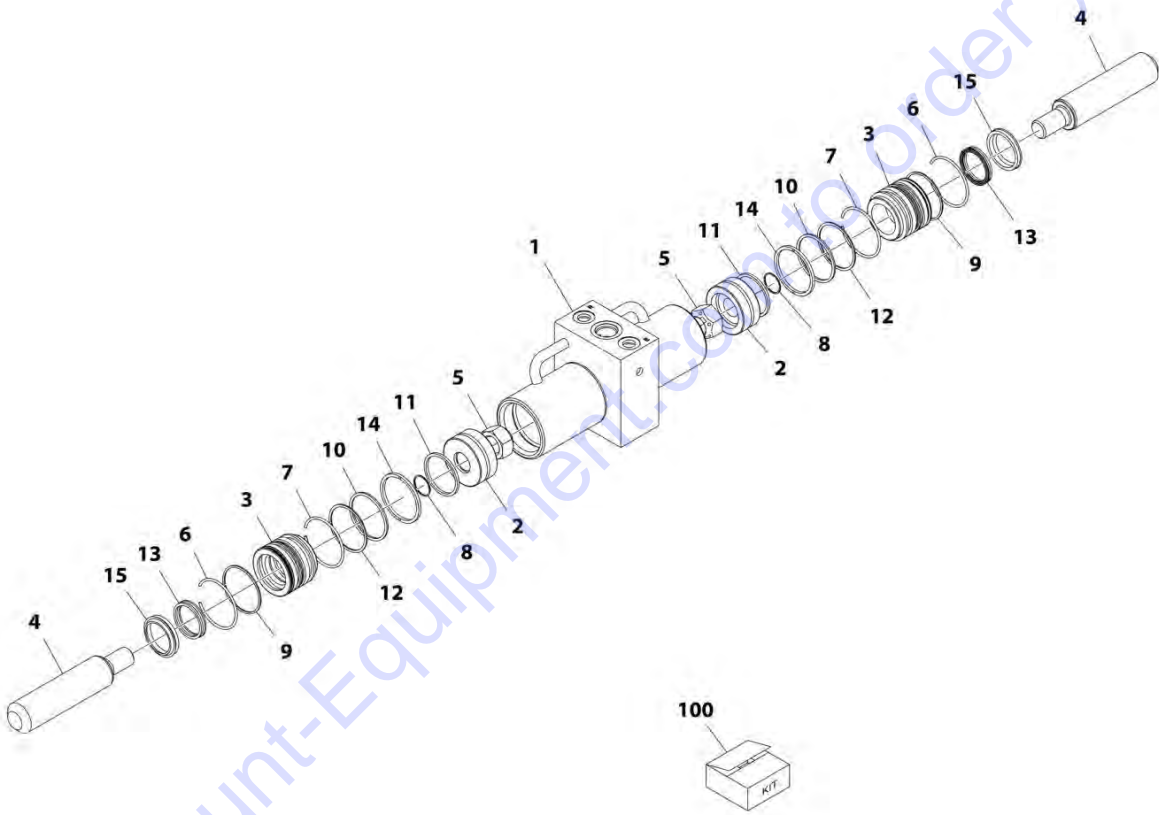
## SECTION 9 - HYDRAULIC COMPONENTS

**FIGURE 9-23. PRIORITY MANIFOLD VALVE**

ITEM	PART NUMBER	QTY	DESCRIPTION	REV
	1001162548	Ref	Priority Manifold Valve	F
1	H000071	1	Cartridge	
2	Kit	1	Seal	
3	Kit	1	Seal	
4	7012941	1	Cartridge	
5	Kit	1	Seal	
6	Kit	1	Seal	
7	Kit	1	Seal	
8	7017410	1	Cartridge	
9	Kit	1	Seal	
10	Kit	1	Seal	
11	70002963	3	Coil	
12	70026310	1	Cartridge	
13	Kit	1	Seal	
14	Kit	1	Seal	
15	Kit	1	Seal	
16	70026311	1	Cartridge	
17	Kit	1	Seal	
18	Kit	1	Seal	
19	Kit	1	Seal	
20	Kit	1	Seal	
21	70002975	1	Cartridge	
22	Kit	1	Seal	
23	70026312	1	Cartridge	
24	Kit	1	Seal	
25	70026313	1	Plug	
26	70026314	2	Plug	
27	7017406	6	Plug	
28	70026315	21	Plug	
101	7012953	1	Kit, Seal (includes items 2 thru 3)	
102	7010543	1	Kit, Seal (includes items 5 thru 7)	
103	7012953	1	Kit, Seal (includes items 9 thru 10)	
104	7021653	1	Kit, Seal (includes items 13 thru 15)	
105	70026333	1	Kit, Seal (includes items 17 thru 20)	
106	70002976	1	Kit, Seal (includes items 22)	
107	70026334	1	Kit, Seal (includes items 24)	

SECTION 9 - HYDRAULIC COMPONENTS

FIGURE 9-24. QUICK COUPLER CYLINDER



ART\_1001120163-D

# PARTS FINDER

**Search Website  
by Part Number**

**Discount  
Equipment**



**Search Manual  
Library For Parts  
Manual & Lookup Part  
Numbers – Purchase  
or Request Quote**

**Search Manuals**

Enter the serial number or part number to search for a part manual.

\* Find:

\* Model:

\* Serial:

Search

**Can't Find Part or  
Manual? Request Help  
by Manufacturer,  
Model & Description**

**Parts Order Form**

Please fill in the following information to request help finding a part or manual.

Manufacturer:

Model:

Serial:

Part Number:

Description:

Quantity:

Unit Price:

Total:

Submit

Discount-Equipment.com is your online resource for quality parts & equipment.

Florida: **561-964-4949** Outside Florida TOLL FREE: **877-690-3101**

**Need parts?**

Click on this link: <http://www.discount-equipment.com/category/5443-parts/> and choose one of the options to help get the right parts and equipment you are looking for. Please have the machine model and serial number available in order to help us get you the correct parts. If you don't find the part on the website or on one of the online manuals, please fill out the request form and one of our experienced staff members will get back to you with a quote for the right part that your machine needs.

We sell worldwide for the brands: Genie, Terex, JLG, MultiQuip, Mikasa, Essick, Whiteman, Mayco, Toro Stone, Diamond Products, Generac Magnum, Airman, Haulotte, Barreto, Power Blanket, Nifty Lift, Atlas Copco, Chicago Pneumatic, Allmand, Miller Curber, Skyjack, Lull, Skytrak, Tsurumi, Husquvarna Target, Stow, Wacker, Sakai, Mi-T-M, Sullair, Basic, Dynapac, MBW, Weber, Bartell, Bennar Newman, Haulotte, Ditch Runner, Menegotti, Morrison, Contec, Buddy, Crown, Edco, Wyco, Bomag, Laymor, EZ Trench, Bil-Jax, F.S. Curtis, Gehl Pavers, Heli, Honda, ICS/PowerGrit, IHI, Partner, Imer, Clipper, MMD, Koshin, Rice, CH&E, General Equipment, Amida, Coleman, NAC, Gradall, Square Shooter, Kent, Stanley, Tamco, Toku, Hatz, Kohler, Robin, Wisconsin, Northrock, Oztec, Toker TK, Rol-Air, APT, Wylie, Ingersoll Rand / Doosan, Innovatech, Con X, Ammann, Mecalac, Makinex, Smith Surface Prep, Small Line, Wanco, Yanmar

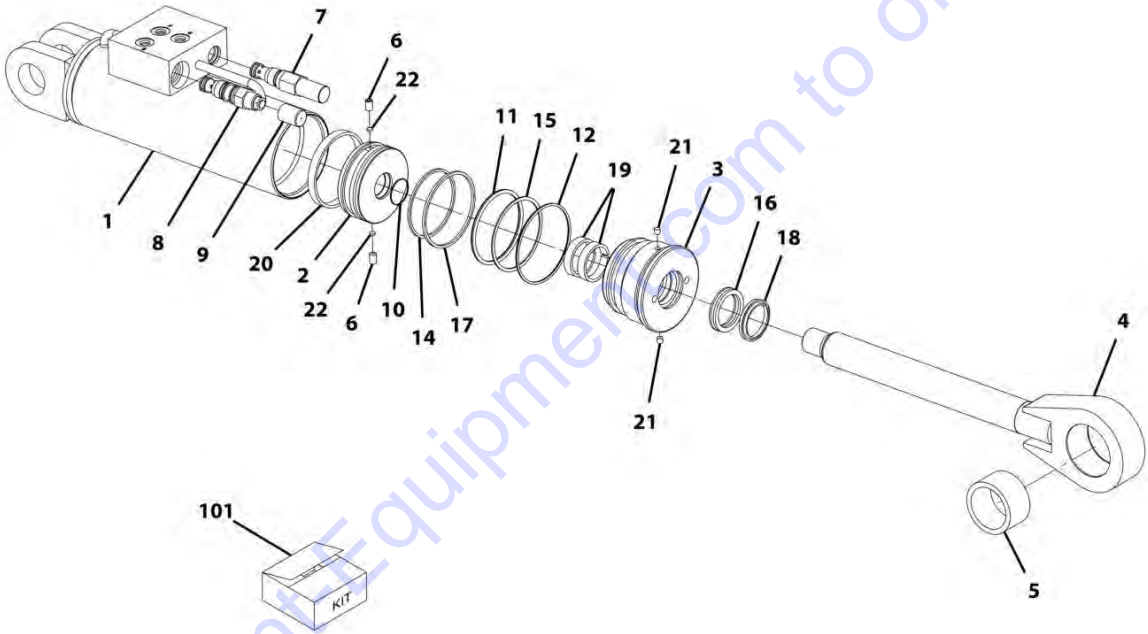
## SECTION 9 - HYDRAULIC COMPONENTS

**FIGURE 9-24. QUICK COUPLER CYLINDER**

ITEM	PART NUMBER	QTY	DESCRIPTION	REV
	1001120163	Ref	Quick Coupler Cylinder	D
1	70026211	1	Barrel	
2	70026212	2	Piston	
3	70026213	2	Head Gland	
4	70026214	2	Cylinder Rod	
5	8037140	2	Locknut	
6	Kit	2	Round Retaining Ring	
7	Kit	2	Round Retaining Ring	
8	Kit	2	O-Ring	
9	Kit	2	O-Ring	
10	Kit	2	O-Ring	
11	Kit	2	Square Ring	
12	Kit	2	Backup Ring	
13	Kit	2	Rod Seal	
14	Kit	2	Piston Seal	
15	Kit	2	Rod Wiper	
100	70026215	1	Seal Kit (includes items 6 thru 15)	

SECTION 9 - HYDRAULIC COMPONENTS

FIGURE 9-25. SWING CARRIAGE CYLINDER



ART\_1001103182-B

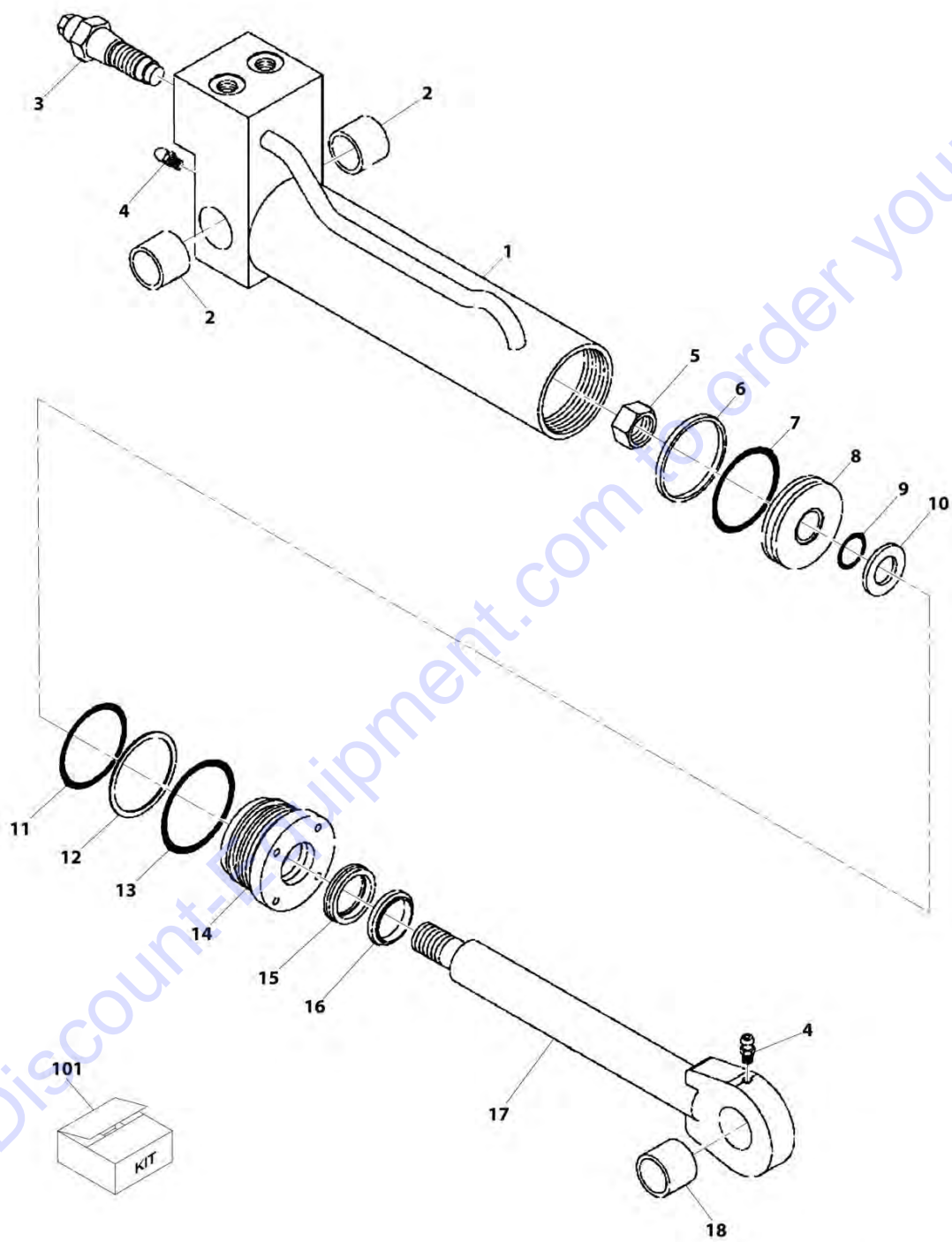
## SECTION 9 - HYDRAULIC COMPONENTS

**FIGURE 9-25. SWING CARRIAGE CYLINDER**

ITEM	PART NUMBER	QTY	DESCRIPTION	REV
	1001103182	Ref	Swing Carriage Cylinder	B
1	70022044	1	Assembly, Tube	
2	8035863	1	Piston	
3	8035862	1	Gland, Head	
4	70022045	1	Assembly, Rod	
5	70022046	1	Bearing	
6	8035536	2	Screw, Set 5/16-18X1/2	
7	70020428	1	Valve, Relief	
7	7024574	1	Kit, Seal	
8	8033786	1	Valve, Counterbalance	
8	8205655	1	Kit, Seal	
11	Kit	1	O-Ring	
12	Kit	1	O-Ring	
13	Kit	1	O-Ring	
14	Kit	1	Ring, Square	
15	Kit	1	Ring, Backup	
16	Kit	1	Seal	
17	Kit	1	Seal, Piston	
18	Kit	1	Wiper, Rod	
19	Kit	2	Wearband	
20	Kit	1	Wearband	
21	Kit	2	Insert	
22	Kit	2	Insert	
101	2915023	1	Kit, Seal (includes items 11 thru 22)	

SECTION 9 - HYDRAULIC COMPONENTS

FIGURE 9-26. GRAPPLE BUCKET CYLINDER



ART\_70021393-A

## SECTION 9 - HYDRAULIC COMPONENTS

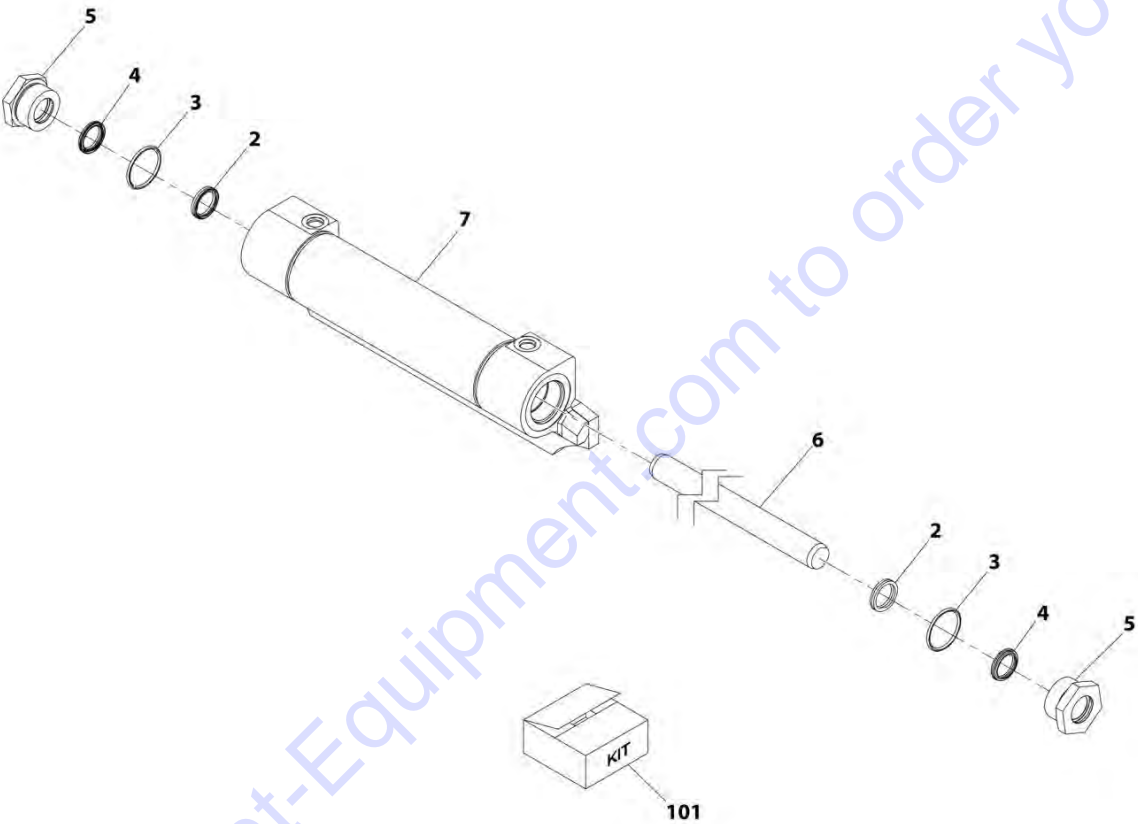
**FIGURE 9-26. GRAPPLE BUCKET CYLINDER**

ITEM	PART NUMBER	QTY	DESCRIPTION	REV
	70021393	Ref	Grapple Bucket Cylinder	A
1	70021465	1	Tube, Cylinder	
2	70021448	2	Bushing	
3	70021464	2	Cartridge, Valve	
4	90554045	2	Fitting, Grease	
5	70021440	1	Nut	
6	Kit	1	Ring, Piston	
7	Kit	1	O-Ring	
8	70021451	1	Piston	
9	Kit	1	O-Ring	
10	70021444	1	Washer	
11	Kit	1	O-Ring	
12	Kit	1	Washer, Back-Up	
13	Kit	1	O-Ring	
14	70021446	1	Gland, Cylinder	
15	Kit	1	Seal, Poly-Pak	
16	Kit	1	Wiper, Rod	
17	70021466	1	Rod, Piston	
18	70021447	1	Bushing	
101	70021452	1	Kit, Seal (includes items 6, 7, 9, 11 thru 13, 15 & 16)	



SECTION 9 - HYDRAULIC COMPONENTS

FIGURE 9-27. SIDE SHIFT CARRIAGE CYLINDER



ART\_70024539-B

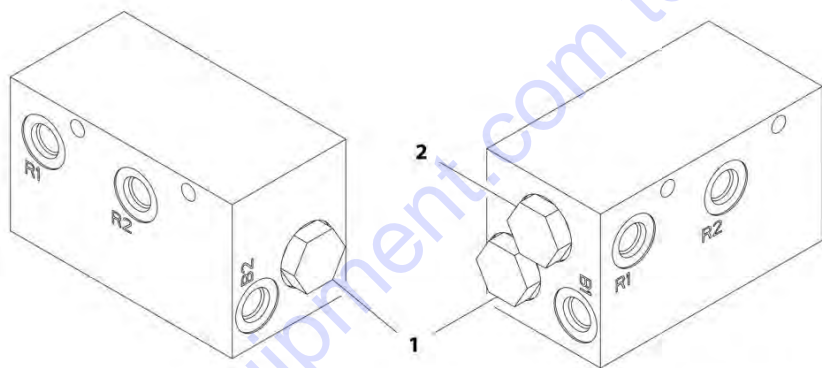
## SECTION 9 - HYDRAULIC COMPONENTS

FIGURE 9-27. SIDE SHIFT CARRIAGE CYLINDER

ITEM	PART NUMBER	QTY	DESCRIPTION	REV
	70024539	Ref	Side Shift Carriage Cylinder	B
2	Kit	2	Seal, Rod	
3	70024547	2	O-Ring	
4	Kit	2	Seal, Rod Wiper	
5	70024548	2	Seal, Retainer	
6	N.S.S.	1	Rod	
7	N.S.S.	1	Barrel	
101	70024549	1	Kit, Seal (includes items 2 & 4)	

SECTION 9 - HYDRAULIC COMPONENTS

FIGURE 9-28. FLOW DIVIDER VALVE



ART\_4641501-A

## SECTION 9 - HYDRAULIC COMPONENTS

**FIGURE 9-28. FLOW DIVIDER VALVE**

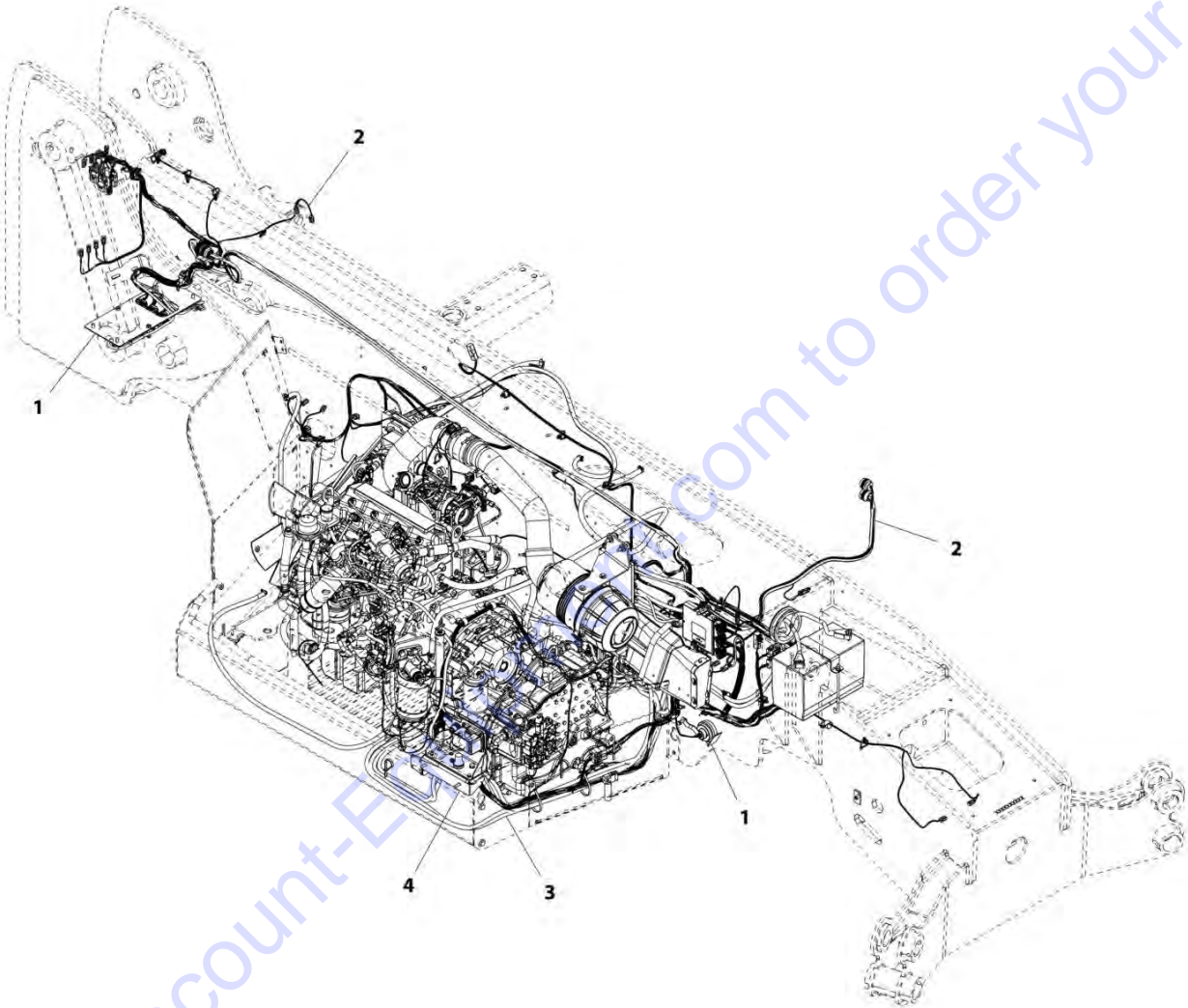
ITEM	PART NUMBER	QTY	DESCRIPTION	REV
	4641501	Ref	Flow Divider Valve	A
1	70023928	2	Cartridge, PO Check Valve	
2	70023929	1	Cartridge, Valve	



**SECTION 10 - ELECTRICAL**

SECTION 10 - ELECTRICAL

FIGURE 10-1. MAIN ELECTRICAL INSTALLATION (ULS)



ART\_1001167050-C

## SECTION 10 - ELECTRICAL

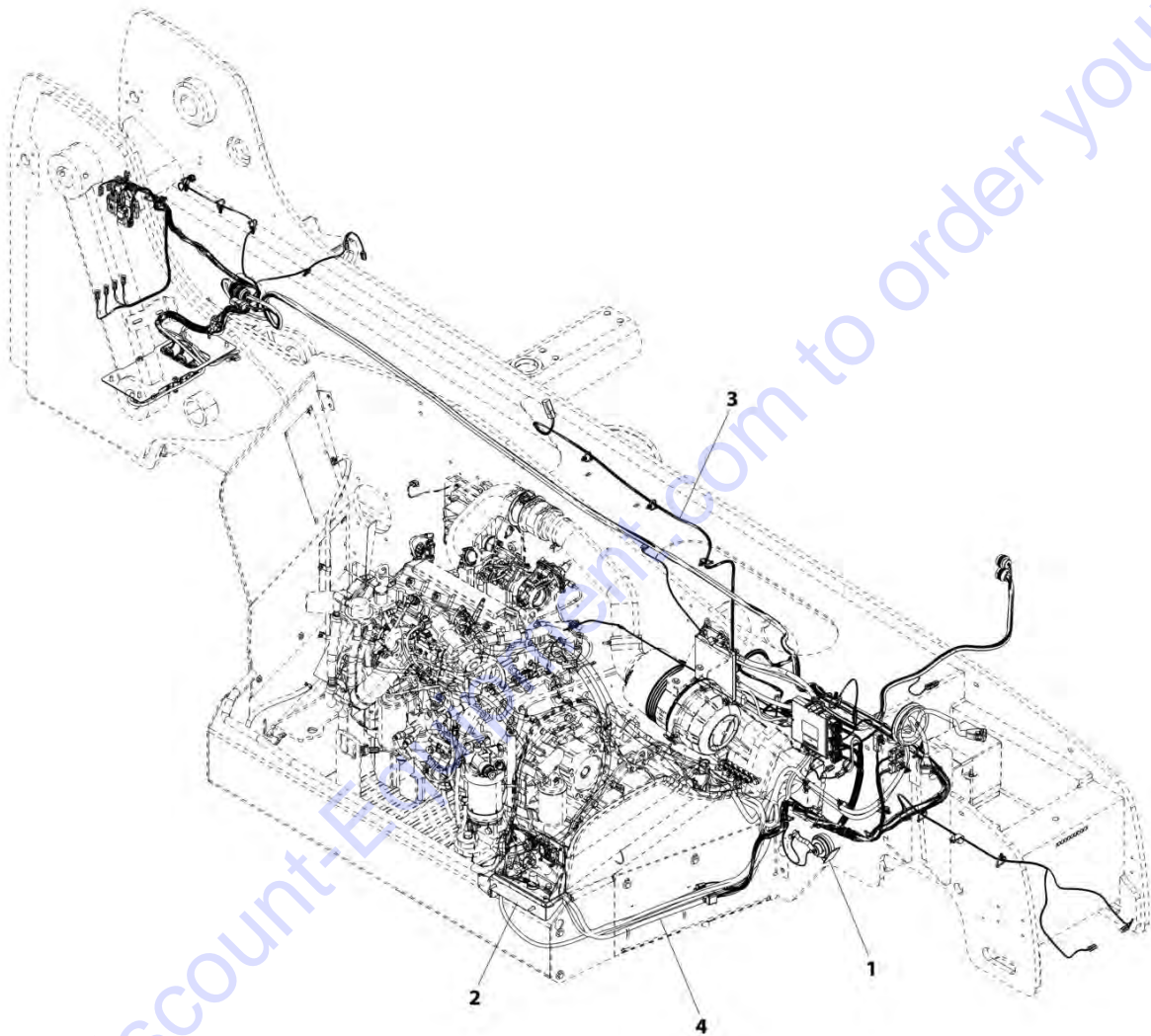
**FIGURE 10-1. MAIN ELECTRICAL INSTALLATION (ULS)**

ITEM	PART NUMBER	QTY	DESCRIPTION	REV
1	1001167050	Ref	Main Electrical Installation (ULS)	C
	1001167051	Ref	Installation, Electrical Frame (See ELECTRICAL FRAME INSTALLATION for Breakdown)	
2	1001173530	Ref	Installation, Frame Wiring (ULS) (See FRAME WIRING INSTALLATION (ULS) for Breakdown)	
3	1001173531	Ref	Installation, Engine Bay Wiring (ULS) (See ENGINE BAY WIRING INSTALLATION (ULS) for Breakdown)	
4		Ref	Installation, Engine Bay Electrical (See ENGINE BAY ELECTRICAL INSTALLATION for Breakdown)	



SECTION 10 - ELECTRICAL

FIGURE 10-2. MAIN ELECTRICAL INSTALLATION (ULS) (74 HP)



ART\_1001225986-B

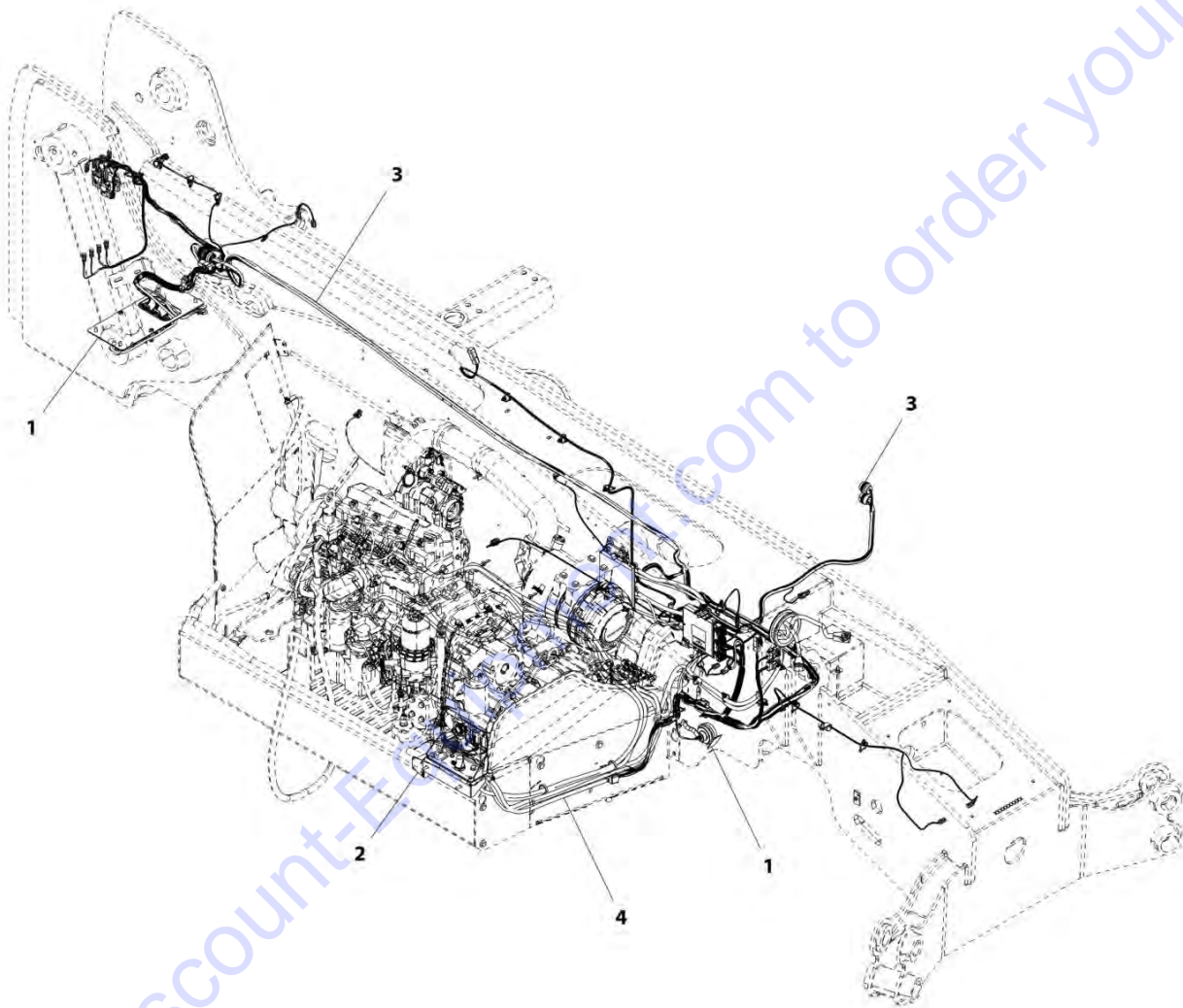
## SECTION 10 - ELECTRICAL

**FIGURE 10-2. MAIN ELECTRICAL INSTALLATION (ULS) (74 HP)**

ITEM	PART NUMBER	QTY	DESCRIPTION	REV
1	1001225986	Ref	Main Electrical Installation (ULS) (74 HP)	B
	1001167051	Ref	Installation, Electrical Frame (See Separate Breakdown in this Section)	
2	1001173765	Ref	Installation, Engine Bay Electrical (See Separate Breakdown in this Section)	
3	1001225987	Ref	Installation, Wiring Frame (See Separate Breakdown in this Section)	
4		Ref	Installation, Engine Bay Wiring (See Separate Breakdown in this Section)	

SECTION 10 - ELECTRICAL

FIGURE 10-3. MAIN ELECTRICAL INSTALLATION (LS)



ART\_1001192303-A

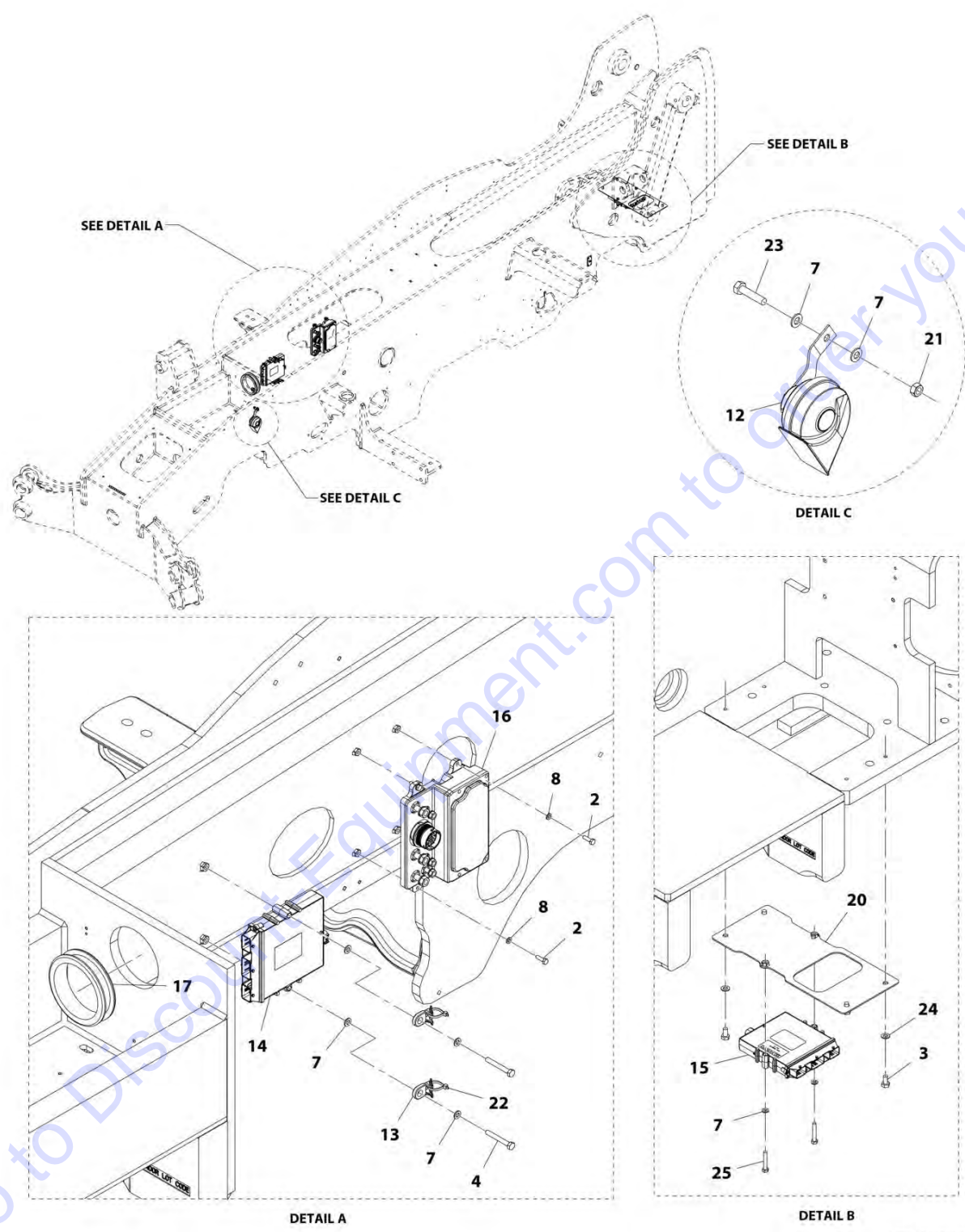
## SECTION 10 - ELECTRICAL

**FIGURE 10-3. MAIN ELECTRICAL INSTALLATION (LS)**

ITEM	PART NUMBER	QTY	DESCRIPTION	REV
1	1001192303	Ref	Main Electrical Installation (LS)	A
	1001167051	Ref	Installation, Electrical Frame (See ELECTRICAL FRAME INSTALLATION for Breakdown)	
2	1001173765	Ref	Installation, Engine Bay Electrical (See ENGINE BAY ELECTRICAL INSTALLATION for Breakdown)	
3	1001192305	Ref	Installation, Frame Wiring (LS) (See FRAME WIRING INSTALLATION (LS) for Breakdown)	
4	1001193171	Ref	Installation, Engine Bay Wiring (See ENGINE BAY WIRING INSTALLATION for Breakdown)	

SECTION 10 - ELECTRICAL

FIGURE 10-4. ELECTRICAL FRAME INSTALLATION



ART\_1001167051-H

## SECTION 10 - ELECTRICAL

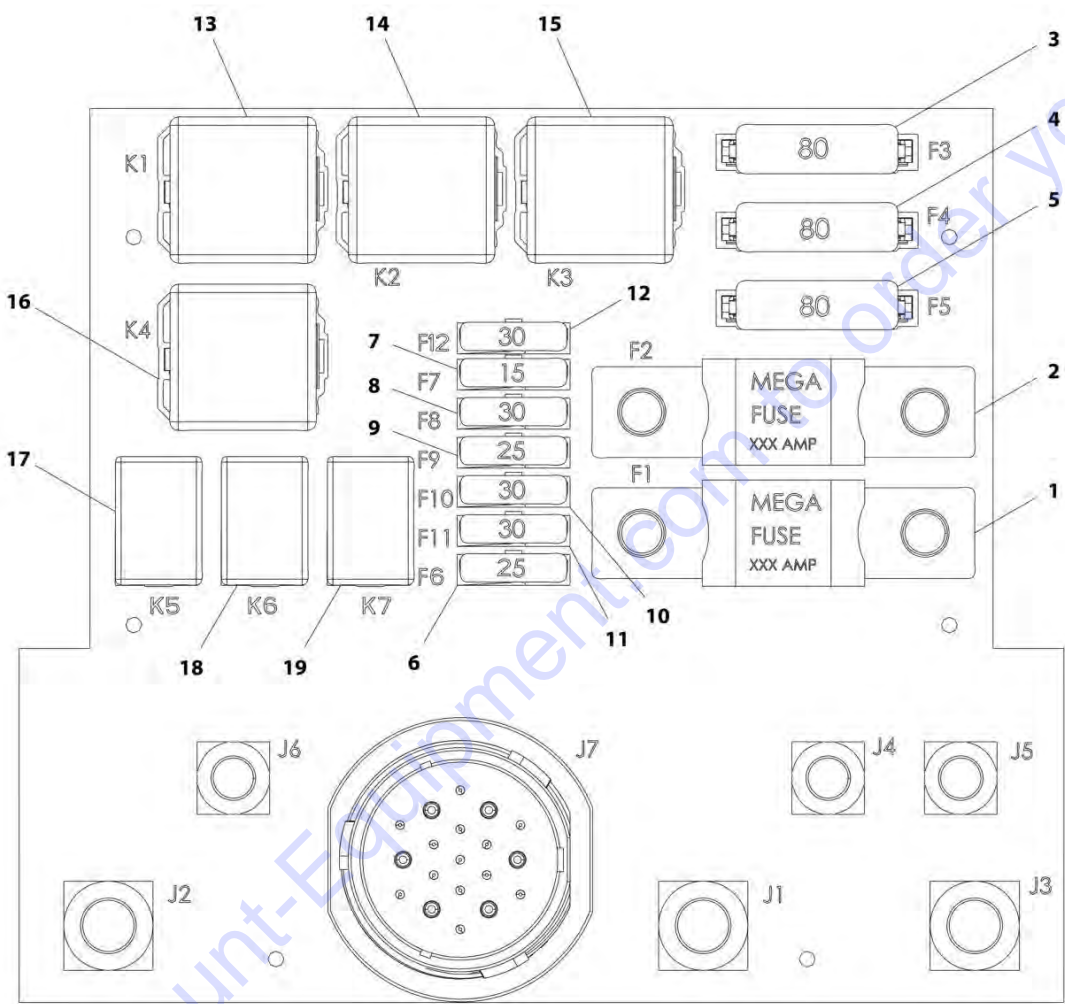
**FIGURE 10-4. ELECTRICAL FRAME INSTALLATION**

ITEM	PART NUMBER	QTY	DESCRIPTION	REV
	1001167051	Ref	Electrical Frame Installation	H
2	0700610	4	Bolt, M6 X 20	
3	0761010	4	Bolt, M10 X 20	
4	0700820	2	Bolt, M8 X 60	
7	4811900	8	Washer, M8	
8	4811700	4	Washer, M6	
12	10713707	1	Horn	
13	1001169146	2	Mount	
14	1001162253	1	Module, Front Frame Control	
15	1001162256	1	Module, Rear Frame Control	
16	1001164402	1	Box, Power Distribution Electrical (See Separate Breakdown in this Section)	
17	1001166397	1	Grommet	
20	1001210450	1	Plate, Mounting	
21	3290801	1	Nut, M8X1.25	
22	1001008559	2	Strap, Cable	
23	0760815	1	Bolt, M8X35	
24	4812000	4	Washer, M10	
25	0700818	2	Bolt, M8X50	



SECTION 10 - ELECTRICAL

FIGURE 10-5. POWER DISTRIBUTION ELECTRICAL BOX



ART\_1001164402-F

## SECTION 10 - ELECTRICAL

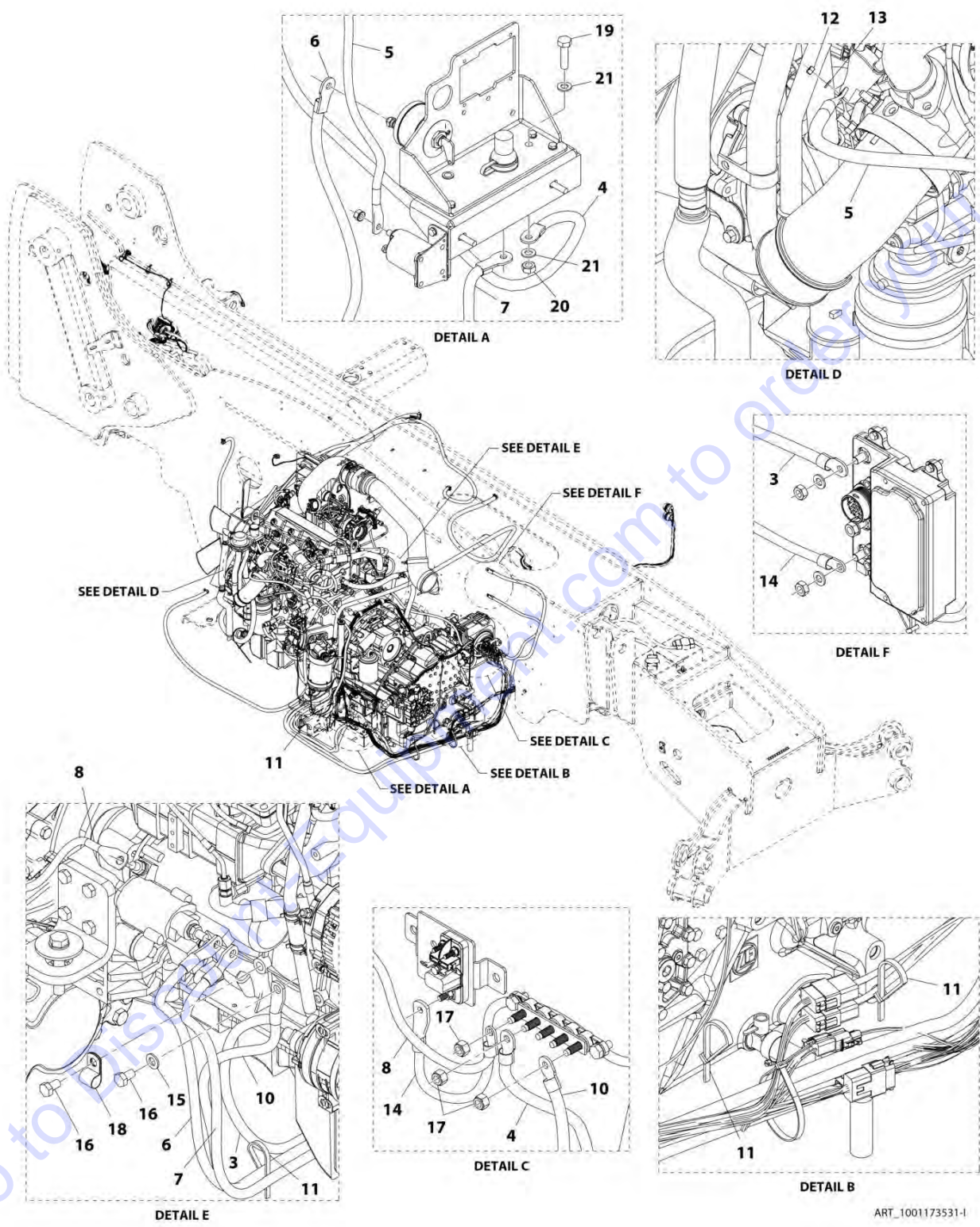
**FIGURE 10-5. POWER DISTRIBUTION ELECTRICAL BOX**

ITEM	PART NUMBER	QTY	DESCRIPTION	REV
	1001164402	Ref	Power Distribution Electrical Box	F
1	1001095336	1	Fuse, 150AMP	
2	70026296	1	Fuse, 200AMP	
3	70026297	1	Fuse, 80AMP	
4	70026297	1	Fuse, 80AMP	
5	70026297	1	Fuse, 80AMP	
6	8229247	1	Fuse, 25AMP	
7	8229244	1	Fuse, 15AMP	
8	8229245	1	Fuse, 30AMP	
9	8229247	1	Fuse, 25AMP	
10	8229245	1	Fuse, 30AMP	
11	8229245	1	Fuse, 30AMP	
12	8229245	1	Fuse, 30AMP	
13	70026294	1	Fuse, 70AMP	
14	70026294	1	Fuse, 70AMP	
15	70026294	1	Fuse, 70AMP	
16	70026294	1	Fuse, 70AMP	
17	70026295	1	Fuse, 35AMP	
18	70026295	1	Fuse, 35AMP	
19	70026295	1	Fuse, 35AMP	



SECTION 10 - ELECTRICAL

FIGURE 10-6. ENGINE BAY WIRING INSTALLATION (ULS)



ART\_1001173531-1

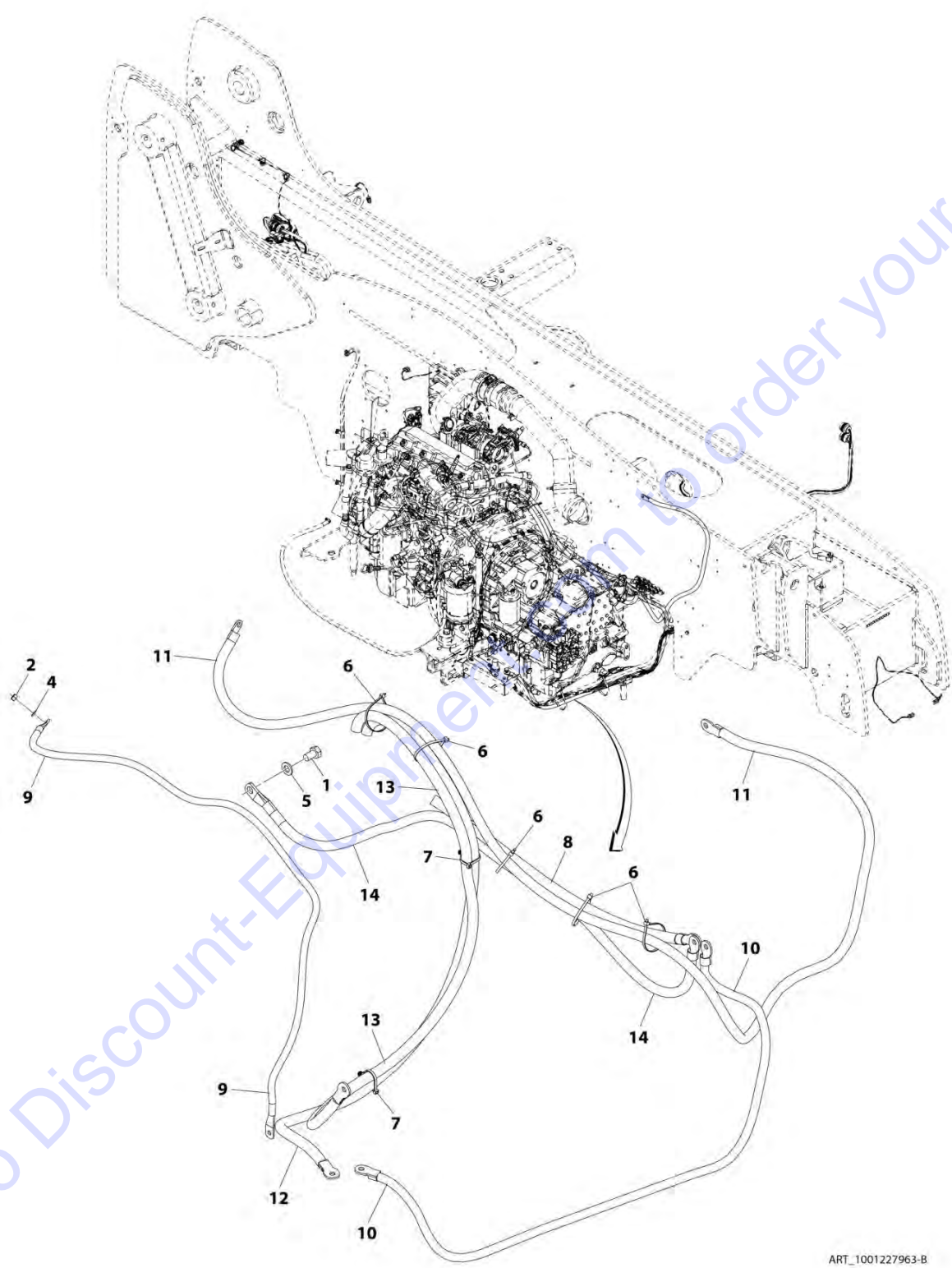
## SECTION 10 - ELECTRICAL

**FIGURE 10-6. ENGINE BAY WIRING INSTALLATION (ULS)**

ITEM	PART NUMBER	QTY	DESCRIPTION	REV
	1001173531	Ref	Engine Bay Wiring Installation (ULS)	I
3	1001170215	1	Cable, PDM to ALT+	
4	1001200102	1	Cable, Ground Buss to Remote Ground	
5	1001170816	1	Cable, Grid Heater	
6	1001170740	1	Cable, Starter to Battery Disconnect	
7	1001170741	1	Cable, Starter to Remote B+	
8	1001170320	1	Cable, Starter Ground	
10	1001170749	1	Cable, Engine Ground	
11	1001008559	5	Strap, Cable	
12	3290605	1	Nut, Lock M6X1	
13	4811700	1	Washer, M6	
14	1001190585	1	Cable, Glow Plug	
15	4812100	1	Washer, M12	
16	0761210	2	Bolt, M12X20	
17	3291005	3	Nut, Lock M10X1.5	
18	8406105	1	Clip, Tube	
19	0701016	1	Bolt, M10X40	
20	3291001	1	Nut, M10X1.5	
21	4812000	2	Washer, M10	

SECTION 10 - ELECTRICAL

FIGURE 10-7. ENGINE BAY WIRING INSTALLATION, 74HP (ULS)



## SECTION 10 - ELECTRICAL

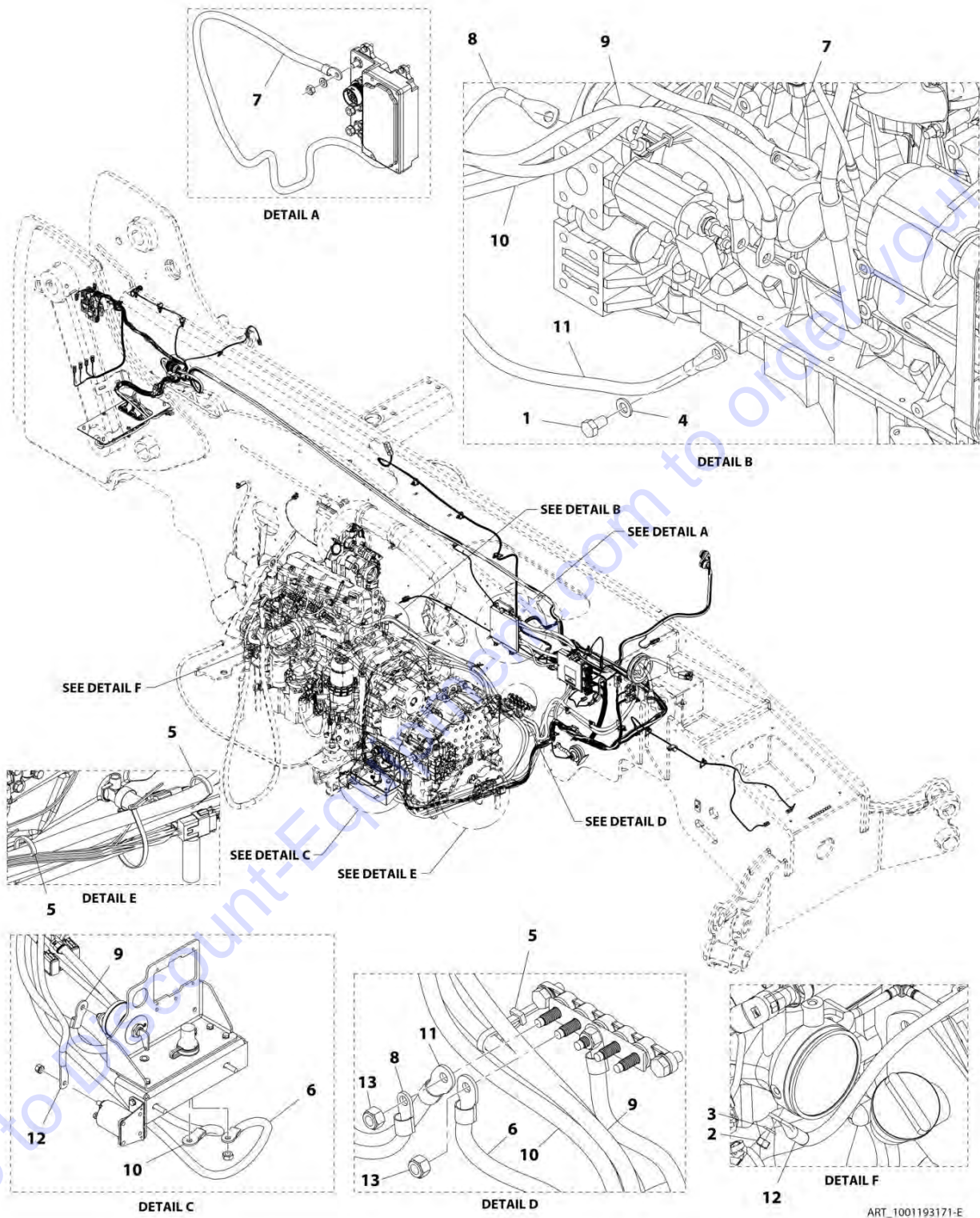
**FIGURE 10-7. ENGINE BAY WIRING INSTALLATION, 74HP (ULS)**

ITEM	PART NUMBER	QTY	DESCRIPTION	REV
	1001227963	Ref	Engine Bay Wiring Installation, 74HP (ULS)	B
1	0761210	1	Bolt, M12X20	
2	3290605	1	Nut, Lock M6X1	
4	4811700	1	Washer, M6	
5	4812100	1	Washer, M12	
6	1001008559	5	Strap, Cable	
7	1001146588	2	Strap, Cable Tie	
8	1001170320	1	Cable, Starter Ground	
9	1001170816	1	Cable, Grid Heater	
10	1001200102	1	Cable, Ground Buss to Remote Ground	
11	1001205254	1	Cable	
12	1001228118	1	Cable, Starter to Remote	
13	1001228119	1	Cable, Starter to Battery Disconnect	
14	1001228490	1	Cable, Engine Ground	



SECTION 10 - ELECTRICAL

FIGURE 10-8. ENGINE BAY WIRING INSTALLATION (LS)



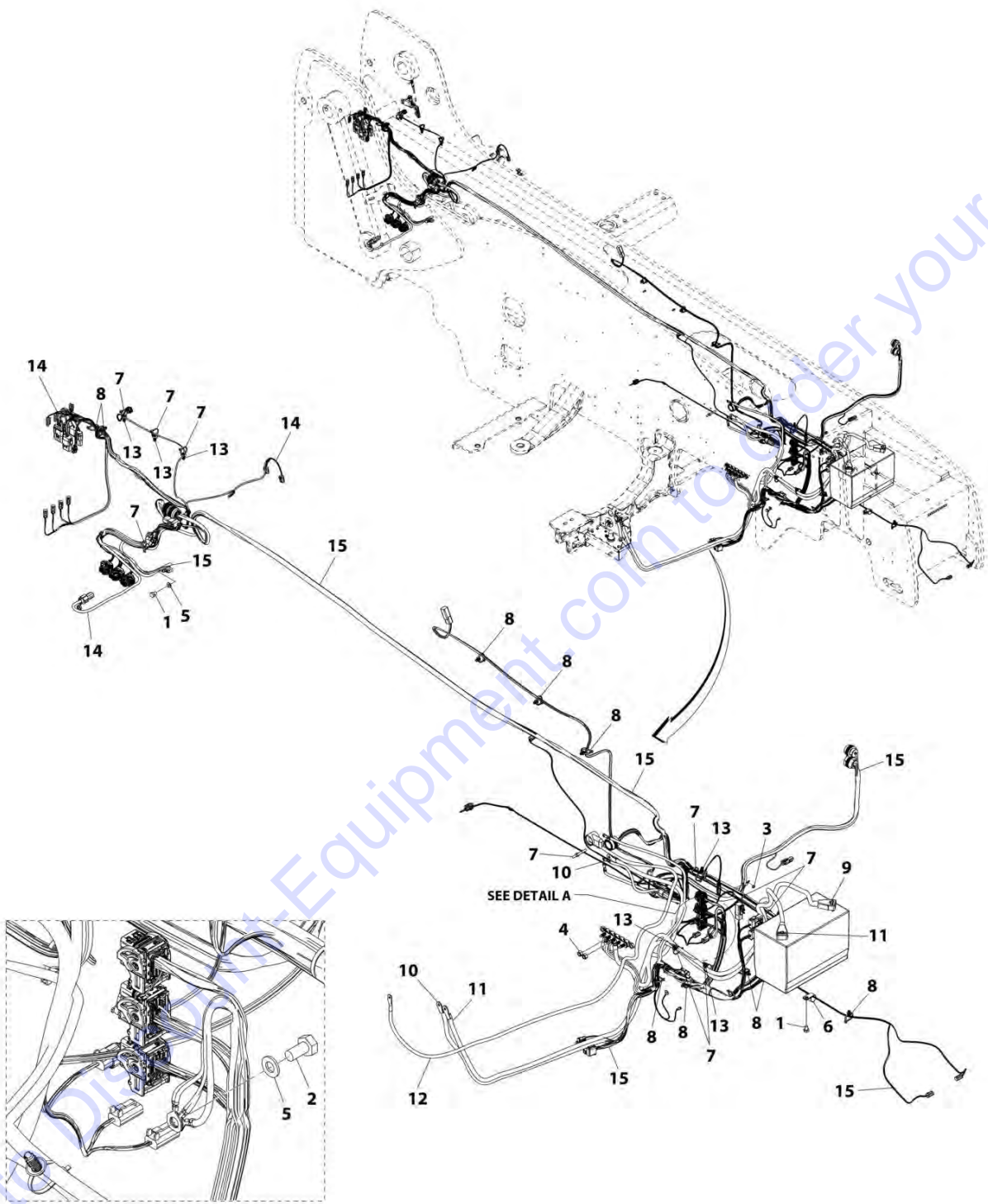
## SECTION 10 - ELECTRICAL

**FIGURE 10-8. ENGINE BAY WIRING INSTALLATION (LS)**

ITEM	PART NUMBER	QTY	DESCRIPTION	REV
	1001193171	Ref	Engine Bay Wiring Installation (LS)	E
1	0761210	1	Bolt, M12X20	
2	3290605	1	Nut, Lock M6X1	
3	4811700	1	Washer, M6	
4	4812100	1	Washer, M12	
5	1001008559	6	Strap, Cable	
6	1001200102	1	Cable, Ground Buss to Remote Ground	
7	1001205254	1	Cable, PDM to Alt+	
8	1001170320	1	Cable, Starter Ground	
9	1001187623	1	Cable, Starter to Battery Disconnect	
10	1001187624	1	Cable, Starter to Remote B+	
11	1001205255	1	Cable, Engine Ground	
12	1001170816	1	Cable, Grid Heater	
13	3291005	2	Nut, Lock M10X1.5	

SECTION 10 - ELECTRICAL

FIGURE 10-9. FRAME WIRING INSTALLATION (ULS)



ART\_1001225987-B

## SECTION 10 - ELECTRICAL

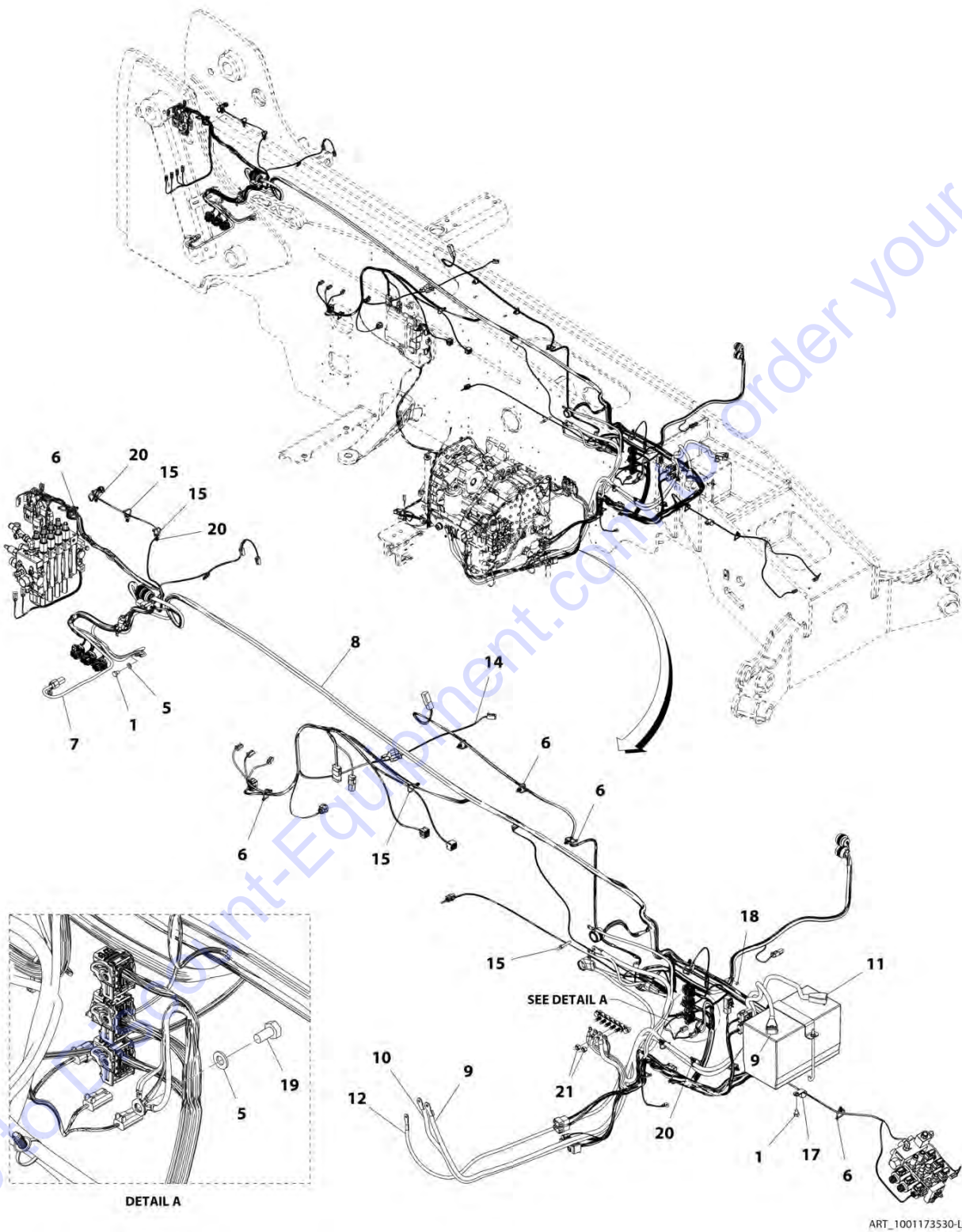
**FIGURE 10-9. FRAME WIRING INSTALLATION (ULS)**

ITEM	PART NUMBER	QTY	DESCRIPTION	REV
	1001225987	Ref	Frame Wiring Installation (ULS)	B
1	0761007	2	Bolt, M10X14	
2	0761010	1	Bolt, M10X20	
3	3290601	1	Nut, M6X1	
4	3291005	5	Nut, Lock M10X1.5	
5	4812000	2	Washer, M10	
6	8406201	1	Clip, Wire and Tube	
7	1001008559	19	Strap, Tie	
8	1001146588	13	Strap, Tie	
9	1001169365	1	Cable, Battery Negative	
10	1001170566	1	Cable, Battery Disconnect to PDM	
11	1001170624	1	Cable, Battery + to Battery Disconnect	
12	1001200082	1	Cable, PDM to Grid Heater	
13	1001202986	8	Strap	
14	1001204352	1	Harness, Rear Frame (See Separate Breakdown in this Section)	
15	1001221728	1	Harness, Front Frame (See Separate Breakdown in this Section)	



SECTION 10 - ELECTRICAL

FIGURE 10-10. FRAME WIRING INSTALLATION (ULS)



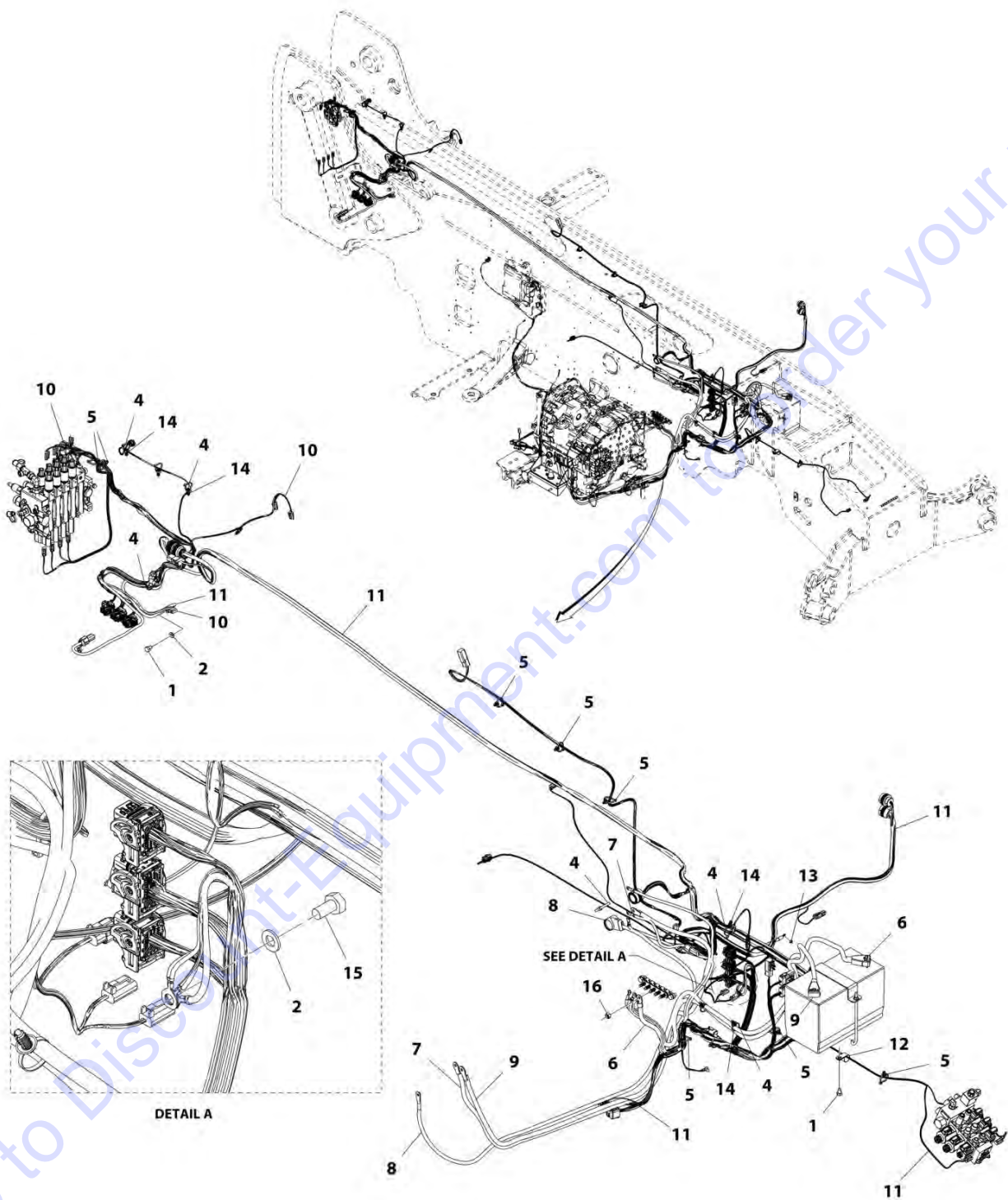
## SECTION 10 - ELECTRICAL

**FIGURE 10-10. FRAME WIRING INSTALLATION (ULS)**

ITEM	PART NUMBER	QTY	DESCRIPTION	REV
	1001173530	Ref	Frame Wiring Installation (ULS)	L
1	0761007	2	Bolt, M10X14	
5	4812000	2	Washer, M10	
6	1001146588	14	Strap, Fir Tree Cable Tie	
7	1001204352	1	Harness, Rear Frame (See REAR FRAME HARNESS for Breakdown)	
8		Ref	Harness, Front Frame (See Separate Breakdown in this Section)	
9	1001170624	1	Cable, Battery + to Battery Disconnect	
10	1001170566	1	Cable, Battery Disconnect to PDM	
11	1001169365	1	Cable, Battery Negative	
12	1001200082	1	Cable, PDM to Grid Heater	
14	1001173091	1	Harness, Engine Chassis Harness (See ENGINE CHASSIS HARNESS (ULS) for Breakdown)	
15	1001008559	19	Strap, Cable	
17	8406201	1	Clip, Wire and Tube	
18	3290601	1	Nut, M6X1	
19	0761010	1	Bolt, M10X20	
20	1001202986	9	Strap, Fir Tree Push Mount	
21	3291005	2	Nut, Lock M10X1.5	

SECTION 10 - ELECTRICAL

FIGURE 10-11. FRAME WIRING INSTALLATION (LS)



ART\_1001192305-J

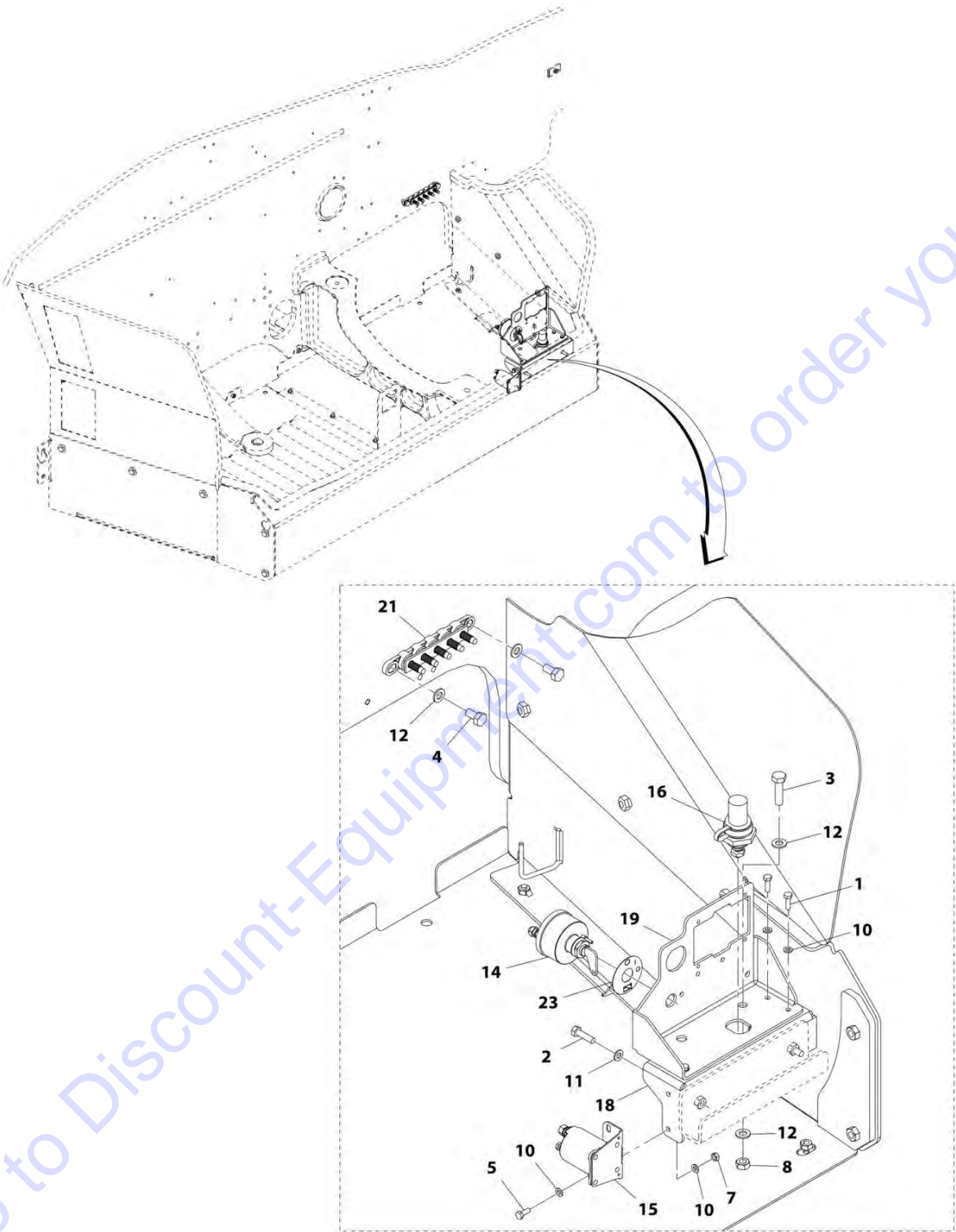
## SECTION 10 - ELECTRICAL

**FIGURE 10-11. FRAME WIRING INSTALLATION (LS)**

ITEM	PART NUMBER	QTY	DESCRIPTION	REV
	1001192305	Ref	Frame Wiring Installation (LS)	J
1	0761007	2	Bolt, M10X14	
2	4812000	2	Washer, M10	
4	1001008559	19	Strap, Cable	
5	1001146588	13	Strap, Fir Tree Cable Tie	
6	1001169365	1	Cable, Battery Negative	
7	1001170566	1	Cable, Battery Disconnect to PDM	
8	1001200082	1	Cable, PDM to Grid Heater	
9	1001170624	1	Cable, Battery + to Battery Disconnect	
10	1001204352	1	Harness, Rear Frame (See REAR FRAME HARNESS for Breakdown)	
11		Ref	Harness, Front Frame (See Separate Breakdown in this Section)	
12	8406201	1	Clip, Wire and Tube	
13	3290601	1	Nut, M6X1	
14	1001202986	8	Strap, Fir Tree Push Mount	
15	0761010	1	Bolt, M10X20	
16	3291005	1	Nut, Lock M10X1.5	

SECTION 10 - ELECTRICAL

FIGURE 10-12. ENGINE BAY ELECTRICAL INSTALLATION



ART\_1001173765-J

## SECTION 10 - ELECTRICAL

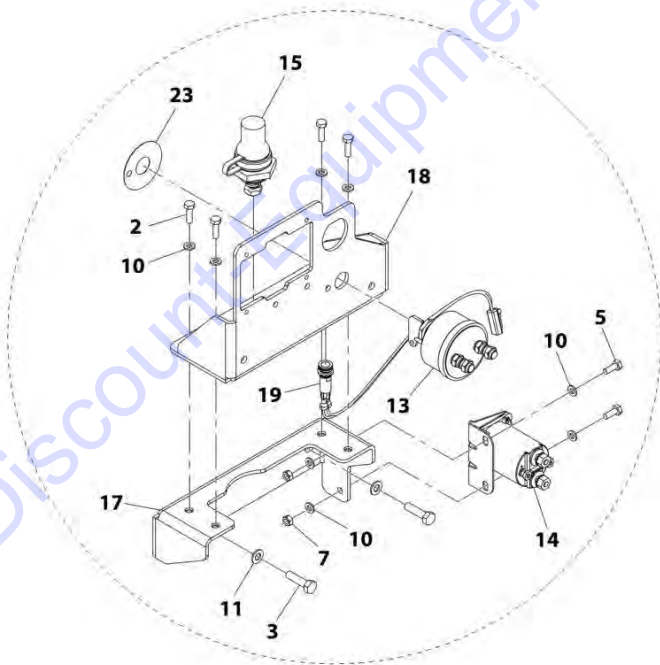
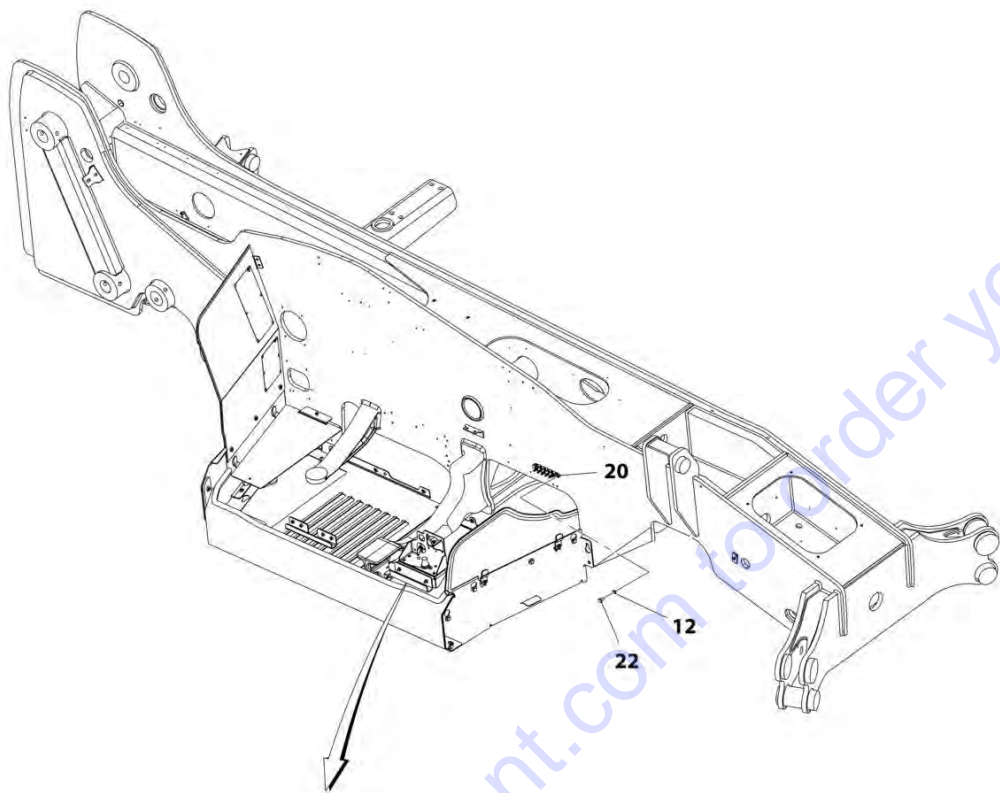
**FIGURE 10-12. ENGINE BAY ELECTRICAL INSTALLATION**

ITEM	PART NUMBER	QTY	DESCRIPTION	REV
	1001173765	Ref	Engine Bay Electrical Installation	J
1	0700610	4	Bolt, M6X20	
2	0700814	2	Bolt, M8X30	
3	0701016	1	Bolt, M10X40	
4	0761010	2	Bolt, M10X20	
5	0760608	2	Bolt, M6X16	
7	3290601	2	Nut, M6X1	
8	3291001	1	Nut, M10X1.5	
10	4811700	8	Washer, M6	
11	4811900	2	Washer, M8	
12	4812000	4	Washer, M10	
14	1001192142	1	Switch	
15	1001117308	1	Relay	
16	1001193993	1	Terminal	
18	1001199099	1	Bracket	
19	1001198321	1	Bracket	
21	1001181128	1	Bussbar	
23	1001008540	1	Plate	



SECTION 10 - ELECTRICAL

FIGURE 10-13. ENGINE BAY ELECTRICAL INSTALLATION (ULS)



ART\_1001163127-J

## SECTION 10 - ELECTRICAL

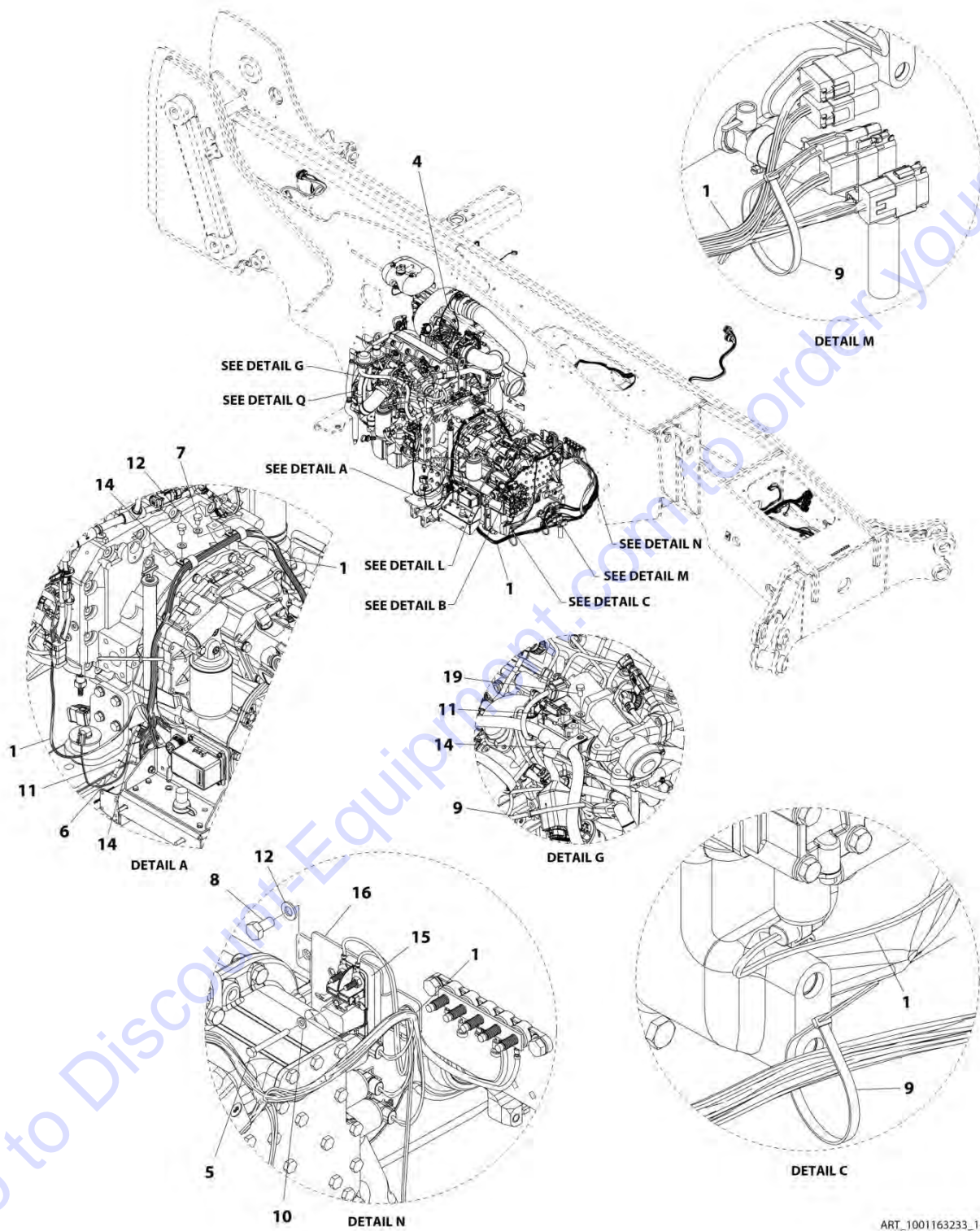
**FIGURE 10-13. ENGINE BAY ELECTRICAL INSTALLATION (ULS)**

ITEM	PART NUMBER	QTY	DESCRIPTION	REV
	1001163127	Ref	Engine Bay Electrical Installation (if equipped for ULS)	J
2	0700610	4	Bolt, M6X20	
3	0700814	2	Bolt, M8X30	
5	0760608	2	Bolt, M6X16	
7	3290601	2	Nut, M6X1 Grade 8	
10	4811700	8	Washer, M6	
11	4811900	2	Washer, M8	
12	4812000	2	Washer, M10	
13	1001192142	1	Switch	
14	1001117308	1	Relay	
15	1001193993	1	Terminal	
17	1001199099	1	Bracket	
18	1001198321	1	Bracket	
19	1001169825	1	Bulb, LED 12V <b>(Prior to SN 0160093388)</b>	
19	1001232288	Ref	Harness, DEF Purge Light, (See Separate Breakdown in this Section) <b>(SN 0160093388 to Present)</b>	
20	1001181128	1	Bussbar	
22	0761010	2	Bolt, M10X20	
23	1001008540	1	Plate	

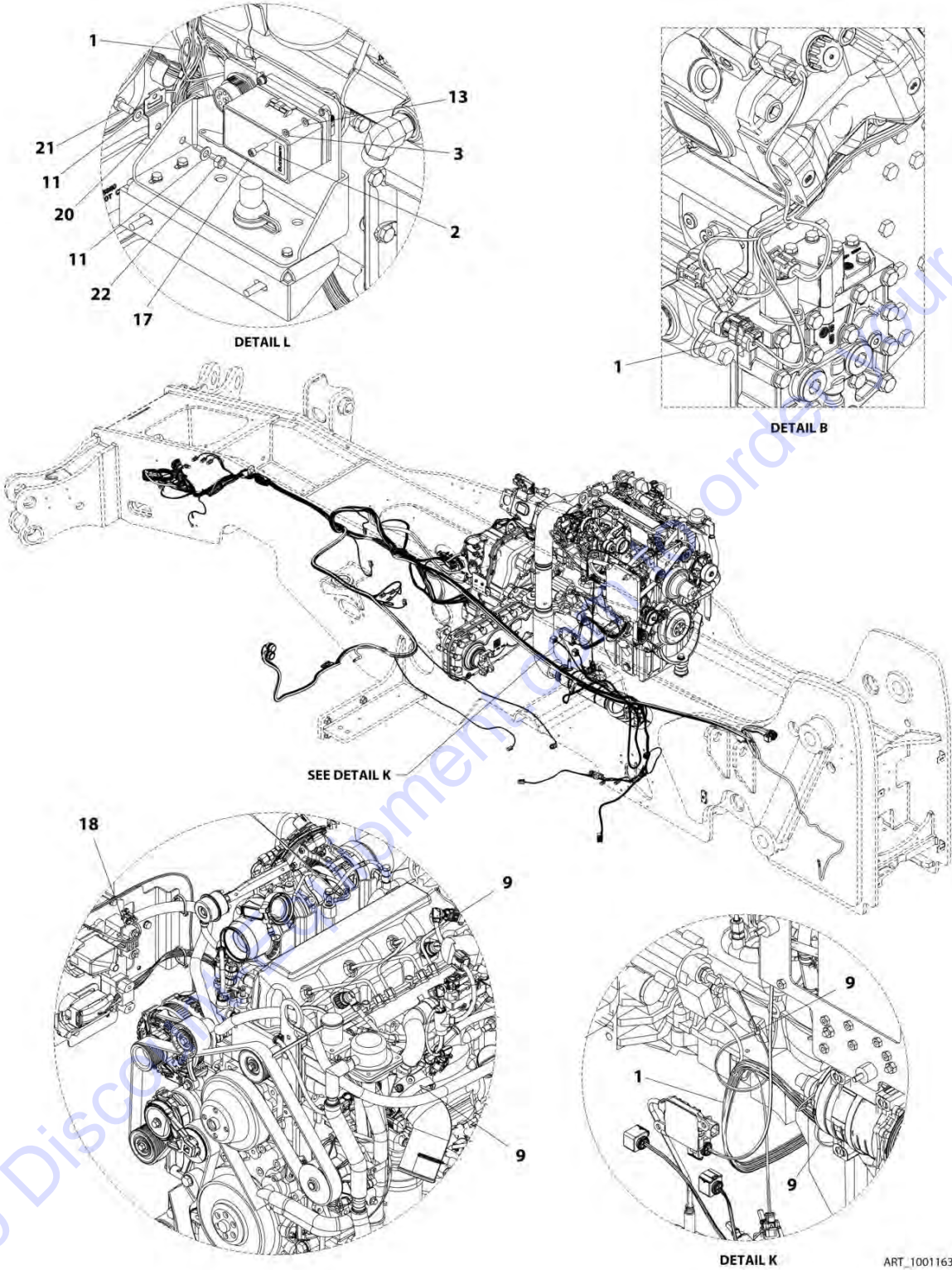


SECTION 10 - ELECTRICAL

FIGURE 10-14. ENGINE WIRING INSTALLATION (ULS)

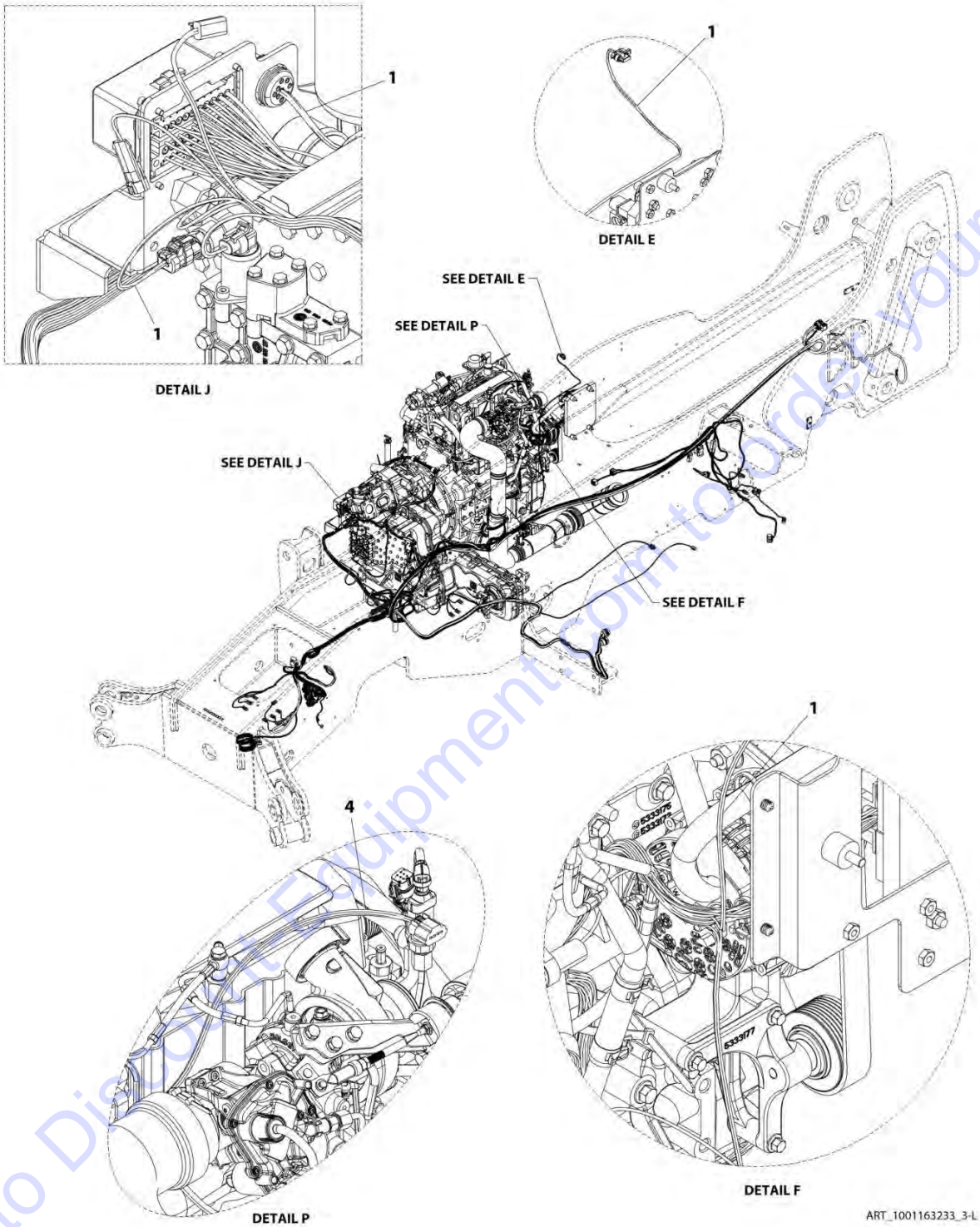


ART\_1001163233\_1-L





SECTION 10 - ELECTRICAL



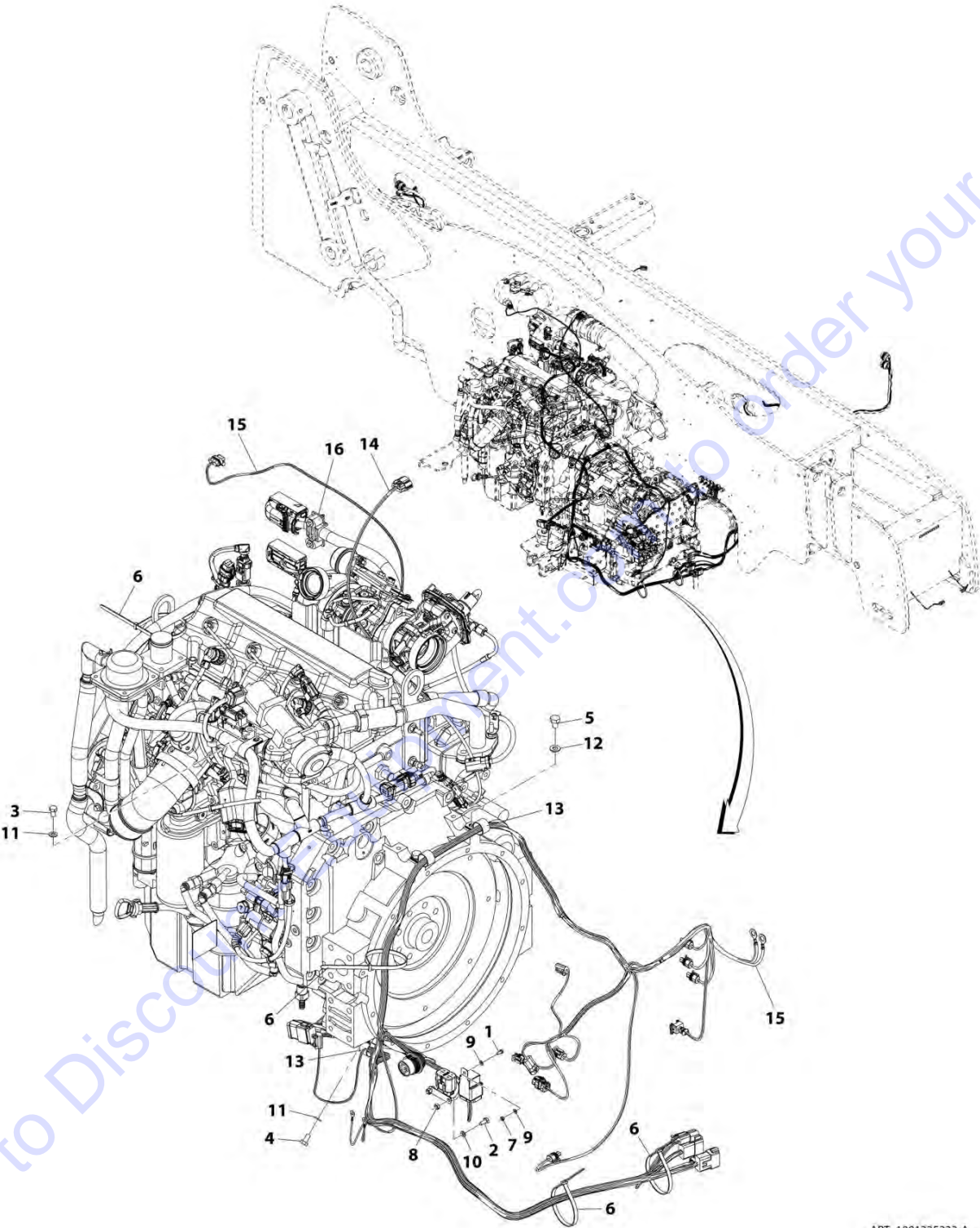
## SECTION 10 - ELECTRICAL

**FIGURE 10-14. ENGINE WIRING INSTALLATION (ULS)**

ITEM	PART NUMBER	QTY	DESCRIPTION	REV
	1001163233	Ref	Engine Wiring Installation (ULS)	L
1		Ref	Harness, Engine (ULS) (See Separate Breakdown in this Section)	
2	4031608	4	Screw, M5X20	
3	4811600	4	Washer, M5	
4	1001184835	1	Harness, TBAP (See TBAP HARNESS for Breakdown)	
5	0700618	1	Bolt, M6X50	
6	0760808	1	Bolt, M8X16	
7	0761007	2	Bolt, M10X14	
8	0761010	2	Bolt, M10X20	
9	1062255	8	Strap, Tie	
10	4811700	1	Washer, M6	
11	4811900	2	Washer, M8 (Prior to SN 0160093388)	
11	4811900	4	Washer, M8 (SN 0160093388 to Present)	
12	4812000	4	Washer, M10	
13	4831600	4	Washer, Lock M5	
14	8406201	4	Clip, Tube	
15	1001131177	1	Fuse, Power Module	
16	1001189046	1	Bracket	
17	1001191486	1	Decal	
18	1001167646	1	Connector, Strain Relief	
19	0760807	1	Bolt, M8X14	
20	1001153749	1	Clip (SN 0160093388 to Present)	
21	0700808	1	Bolt, M8X16 (SN 0160093388 to Present)	
22	3290801	1	Hex Nut, M8X1.25 (SN 0160093388 to Present)	

SECTION 10 - ELECTRICAL

FIGURE 10-15. ENGINE WIRING INSTALLATION, 74HP (ULS)



ART\_1001225232-A

## SECTION 10 - ELECTRICAL

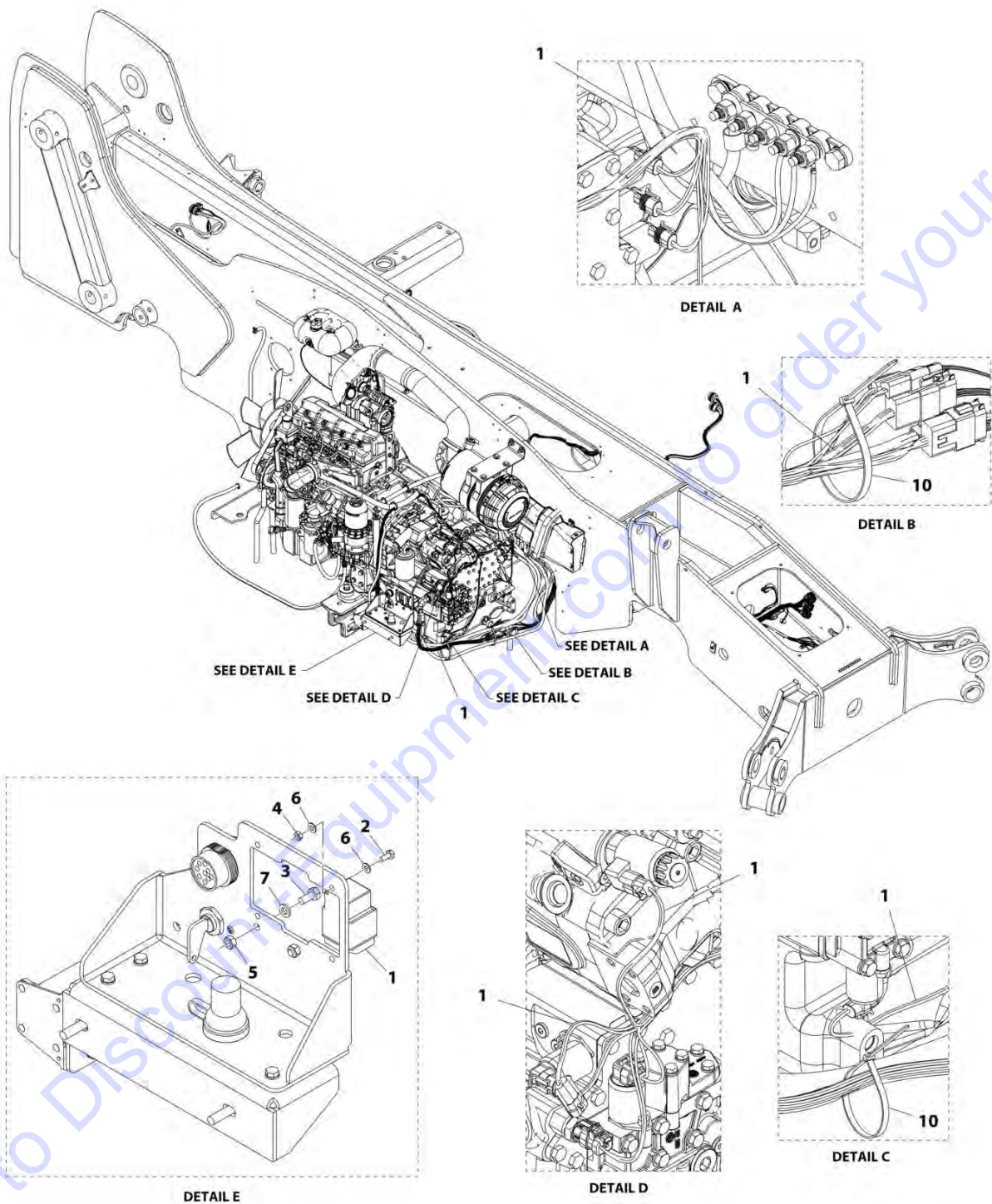
**FIGURE 10-15. ENGINE WIRING INSTALLATION, 74HP (ULS)**

ITEM	PART NUMBER	QTY	DESCRIPTION	REV
	1001225232	Ref	Engine Wiring Installation, 74HP (ULS)	A
1	0760405	1	Bolt, M4X10	
2	0760607	2	Bolt, M6X14	
3	0760807	1	Bolt, M8X14	
4	0760808	1	Bolt, M8X16	
5	0761007	2	Bolt, M10X14	
6	1062255	8	Strap, Tie	
7	3290401	1	Nut, M4X0.7	
8	3290601	2	Nut, M6X1 Grade 8	
9	4811400	2	Washer, M4	
10	4811700	2	Washer, M6	
11	4811900	2	Washer, M8	
12	4812000	2	Washer, M10	
13	8406201	4	Clip	
14	1001184835	1	Harness, TBAP (See Separate Breakdown in this Section)	
15	1001225067	1	Harness, Engine, Cummins 74HP (See Separate Breakdown in this Section)	
16	1001167646	1	Connector, Strain Relief	

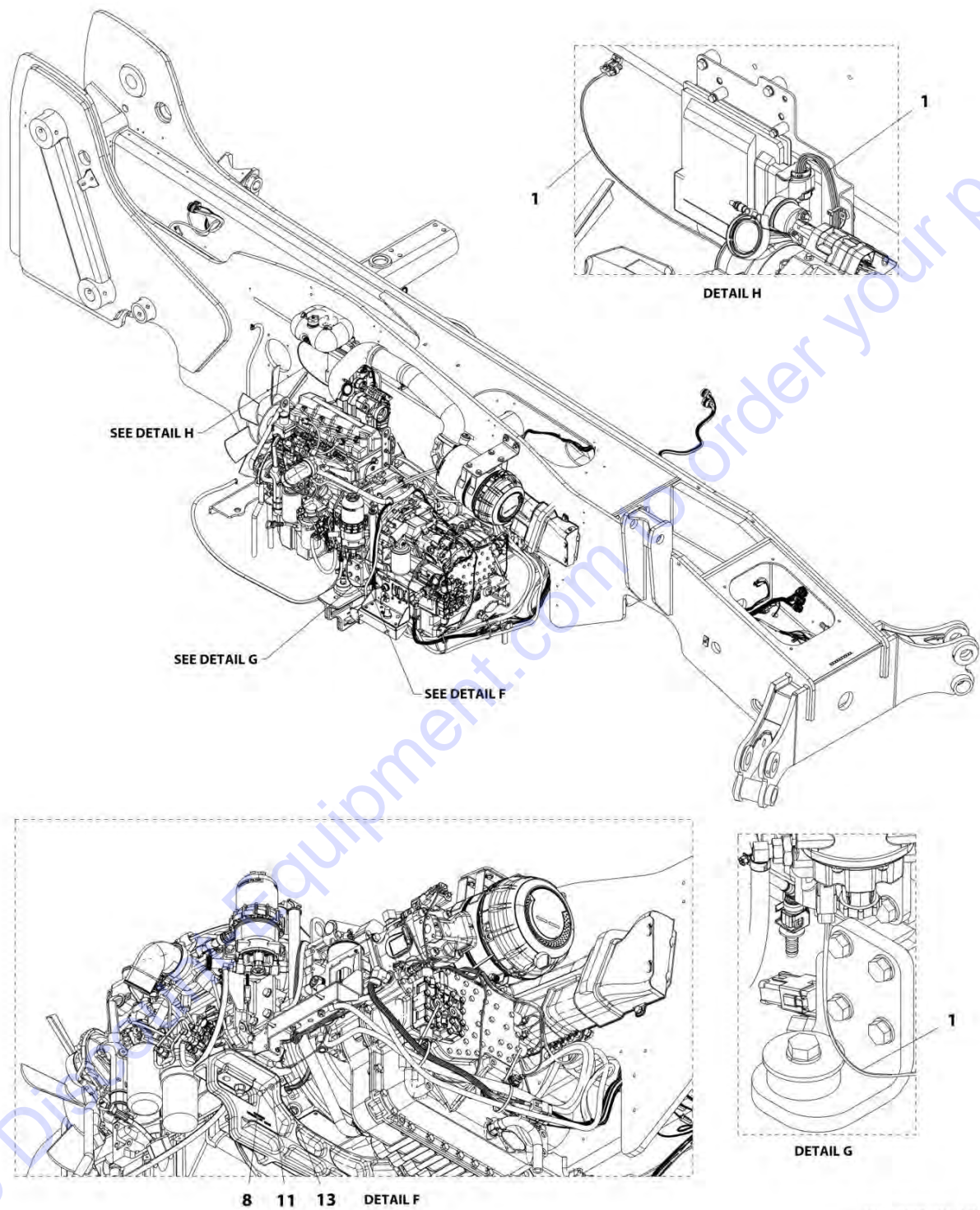


SECTION 10 - ELECTRICAL

FIGURE 10-16. ENGINE WIRING INSTALLATION (LS)



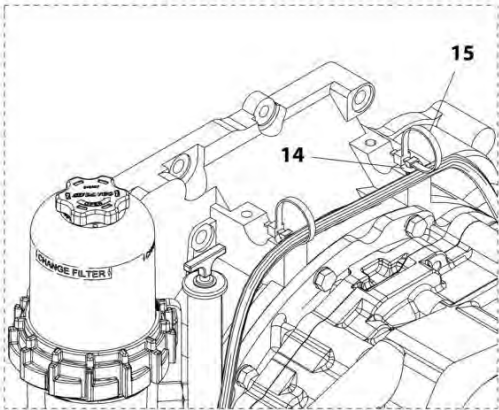
ART\_1001163242\_1-H



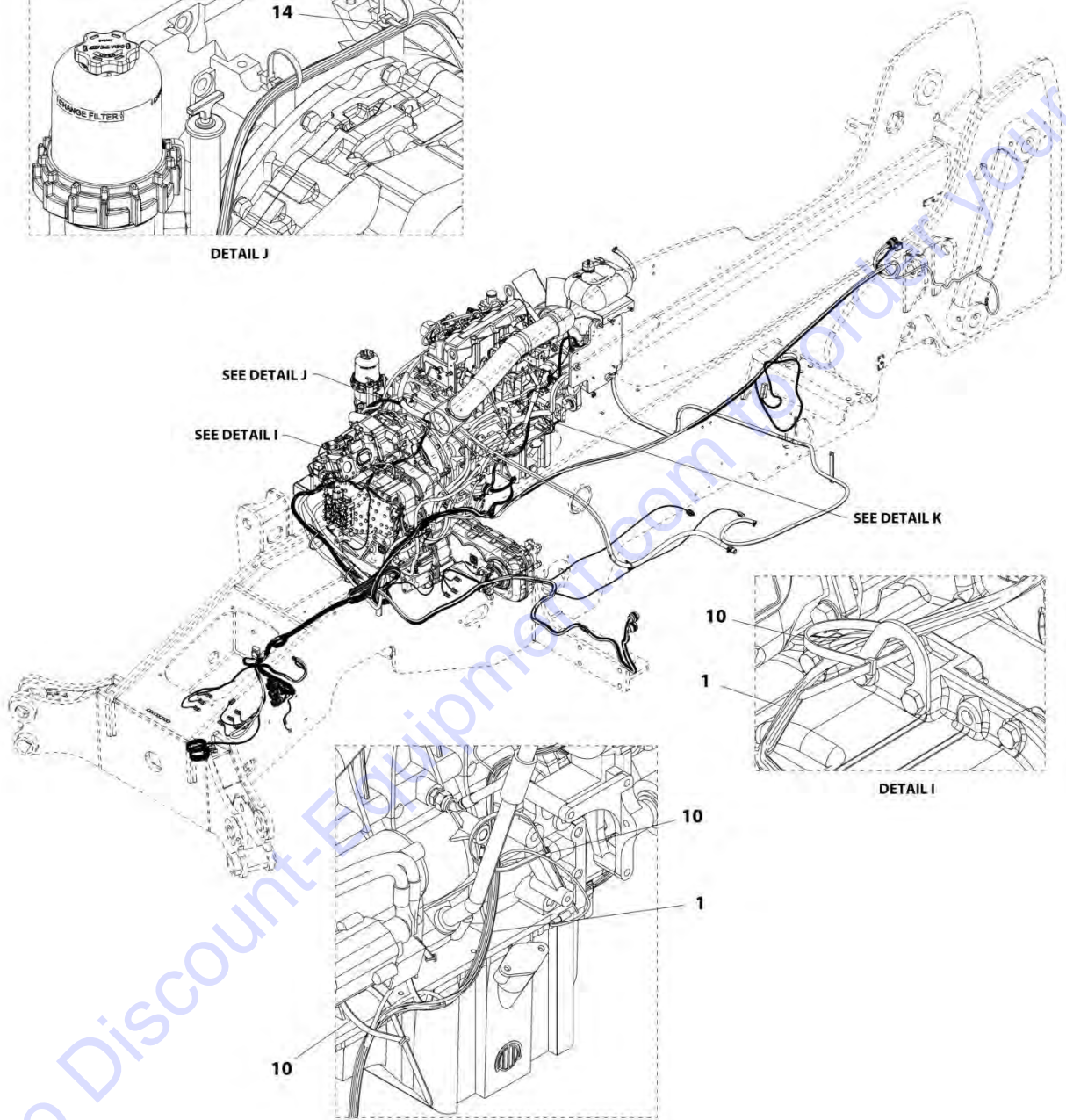
ART\_1001163242\_2-H



SECTION 10 - ELECTRICAL



DETAIL J



ART\_1001163242\_3-H

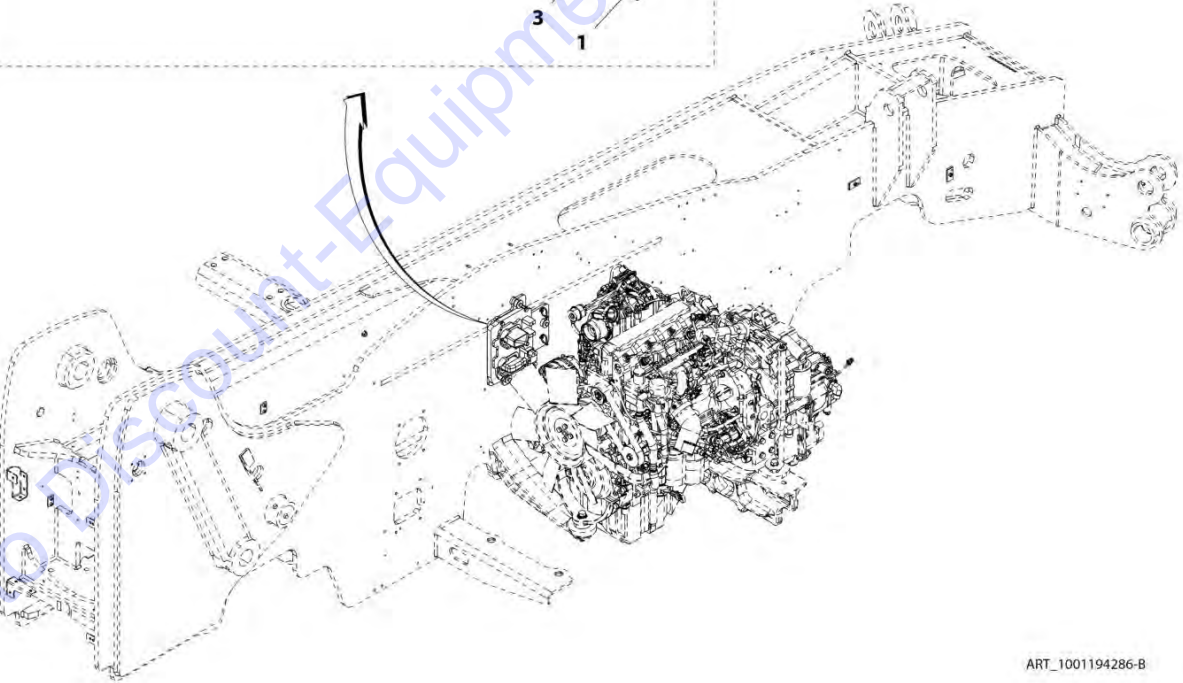
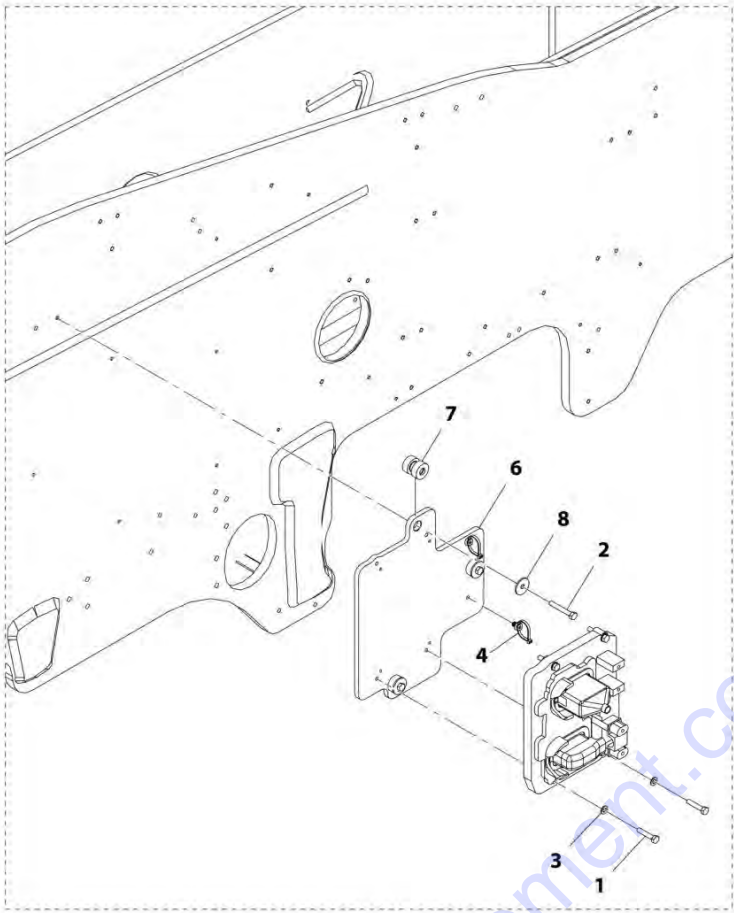
## SECTION 10 - ELECTRICAL

**FIGURE 10-16. ENGINE WIRING INSTALLATION (LS)**

ITEM	PART NUMBER	QTY	DESCRIPTION	REV
	1001163242	Ref	Engine Wiring Installation (LS)	H
1		Ref	Harness, Engine (LS) (See Separate Breakdown in this Section)	
2	0760405	1	Bolt, M4X10	
3	0760607	2	Bolt, M6X14	
4	3290401	1	Nut, M4X0.7	
5	3290601	2	Nut, M6X1 Grade 8	
6	4811400	2	Washer, M4	
7	4811700	2	Washer, M6	
8	0760808	1	Bolt, M8X16	
10	1062255	5	Strap, Tie	
11	4811900	1	Washer, M8	
13	8406201	1	Clip	
14	1001202986	2	Strap, Tie	
15	1001008559	2	Strap, Tie	

SECTION 10 - ELECTRICAL

FIGURE 10-17. ENGINE ECU INSTALLATION (ULS)



ART\_1001194286-B

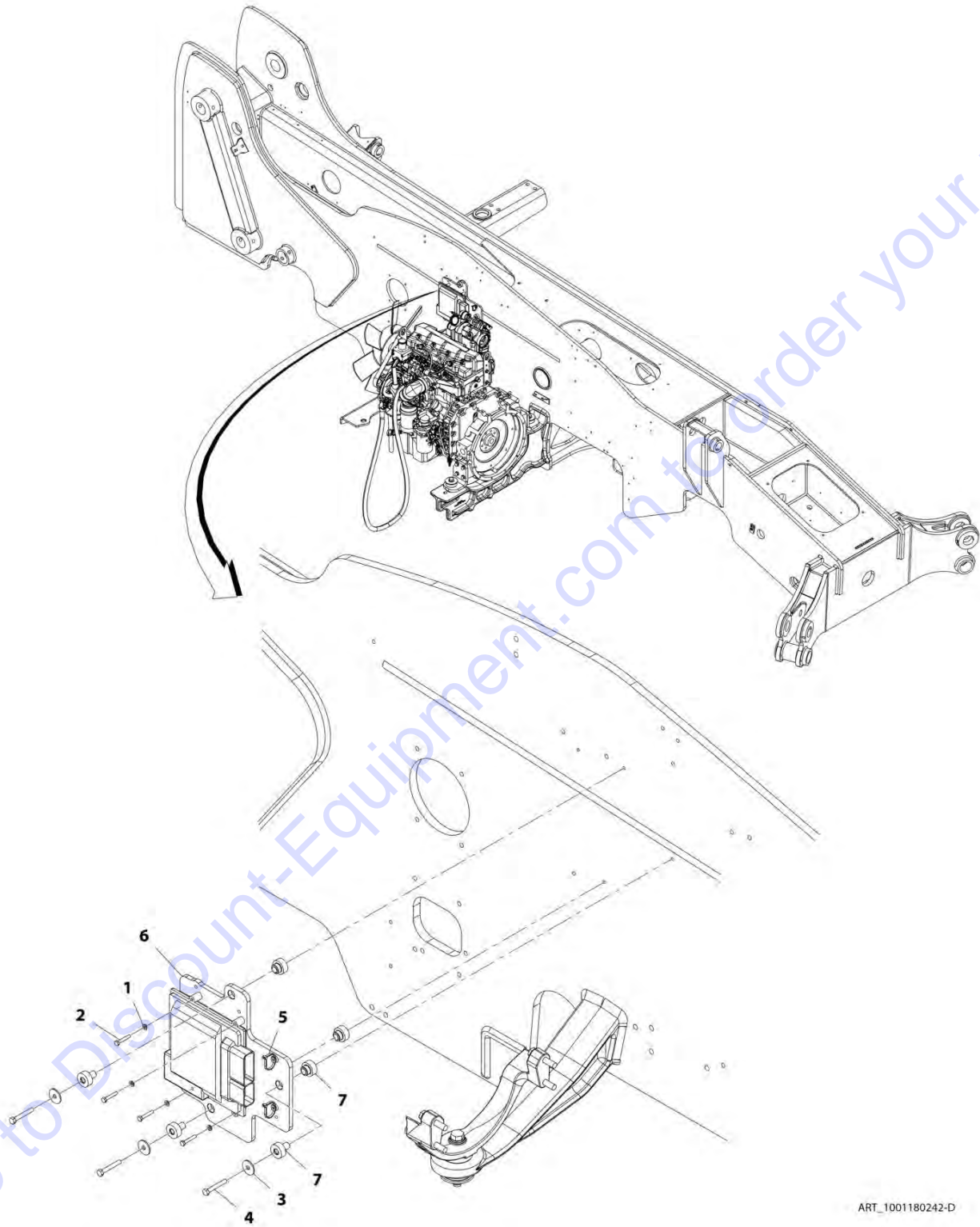
## SECTION 10 - ELECTRICAL

**FIGURE 10-17. ENGINE ECU INSTALLATION (ULS)**

ITEM	PART NUMBER	QTY	DESCRIPTION	REV
	1001194286	Ref	Engine ECU Installation	B
1	0700816	4	Bolt, M8X40	
2	0700819	3	Bolt, M8X55	
3	4811900	4	Washer, M8	
4	1001146588	2	Strap, Tie	
6	1001192468	1	Bracket	
7	1001192471	3	Mount	
8	1001195089	3	Washer	

SECTION 10 - ELECTRICAL

FIGURE 10-18. ENGINE ECU INSTALLATION (LS)



ART\_1001180242-D

## SECTION 10 - ELECTRICAL

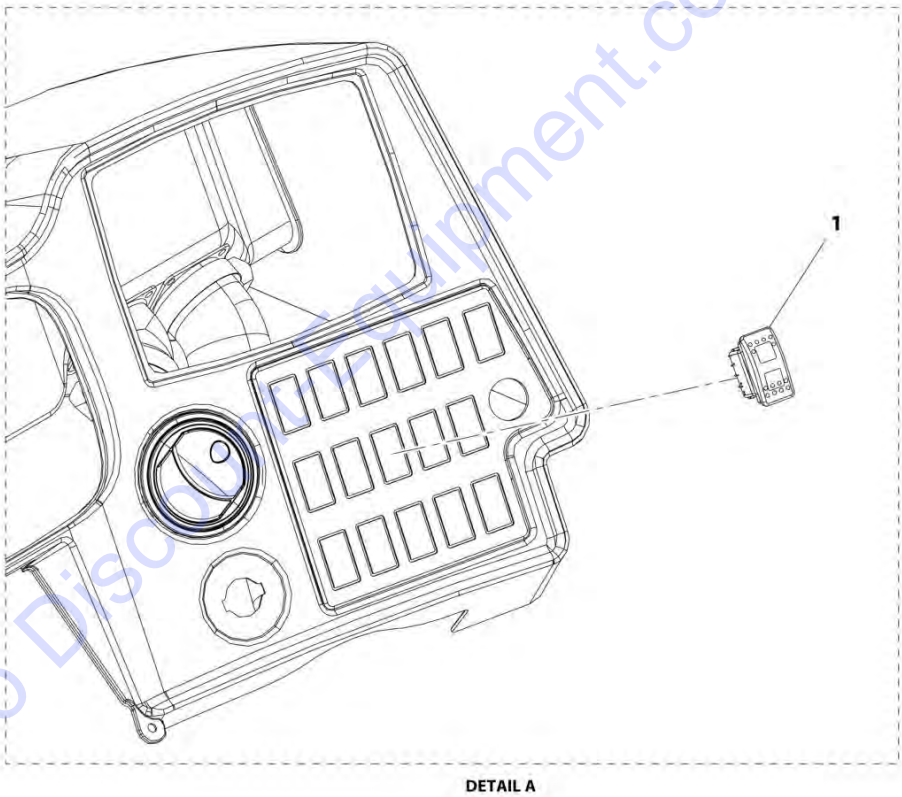
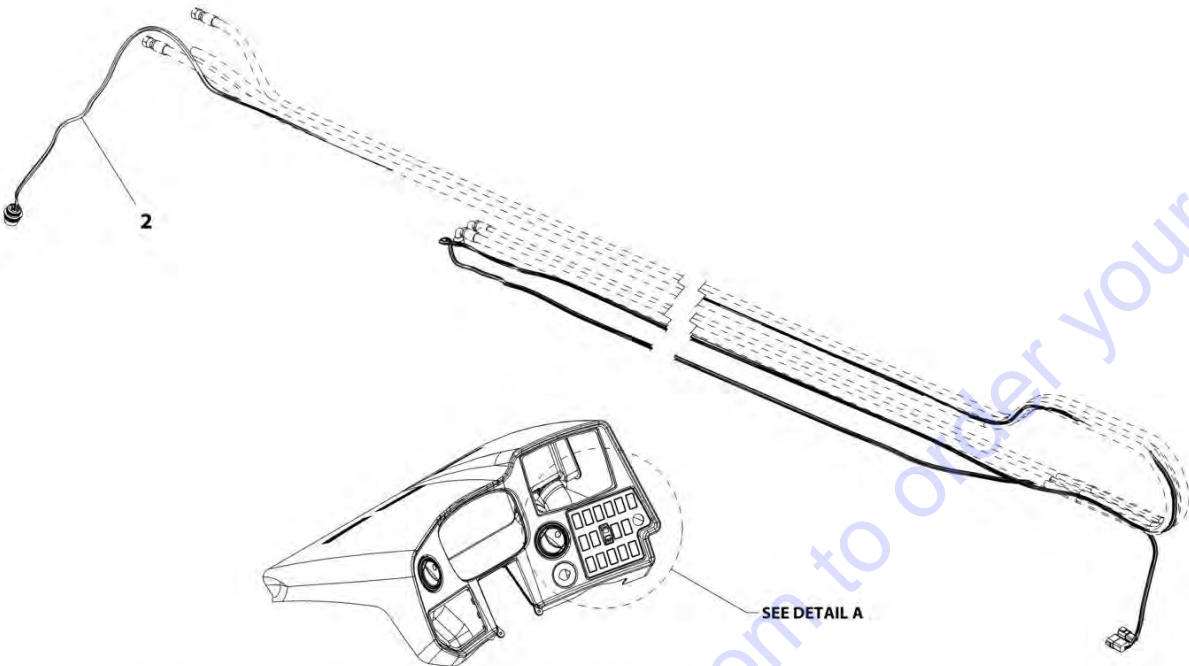
**FIGURE 10-18. ENGINE ECU INSTALLATION (LS)**

ITEM	PART NUMBER	QTY	DESCRIPTION	REV
	1001180242	Ref	Engine ECM Installation (LS)	D
1	4811700	4	Washer, M6	
2	0760615	4	Bolt, M6X35	
3	1001195089	3	Washer	
4	0700819	3	Bolt, Grade 8	
5	1001146588	2	Strap, Tie	
6	1001192468	1	Bracket	
7	1001192471	3	Mount, Isolator	



SECTION 10 - ELECTRICAL

FIGURE 10-19. BOOM AUXILIARY ELECTRIC INSTALLATION



ART\_1001187532-A

## SECTION 10 - ELECTRICAL

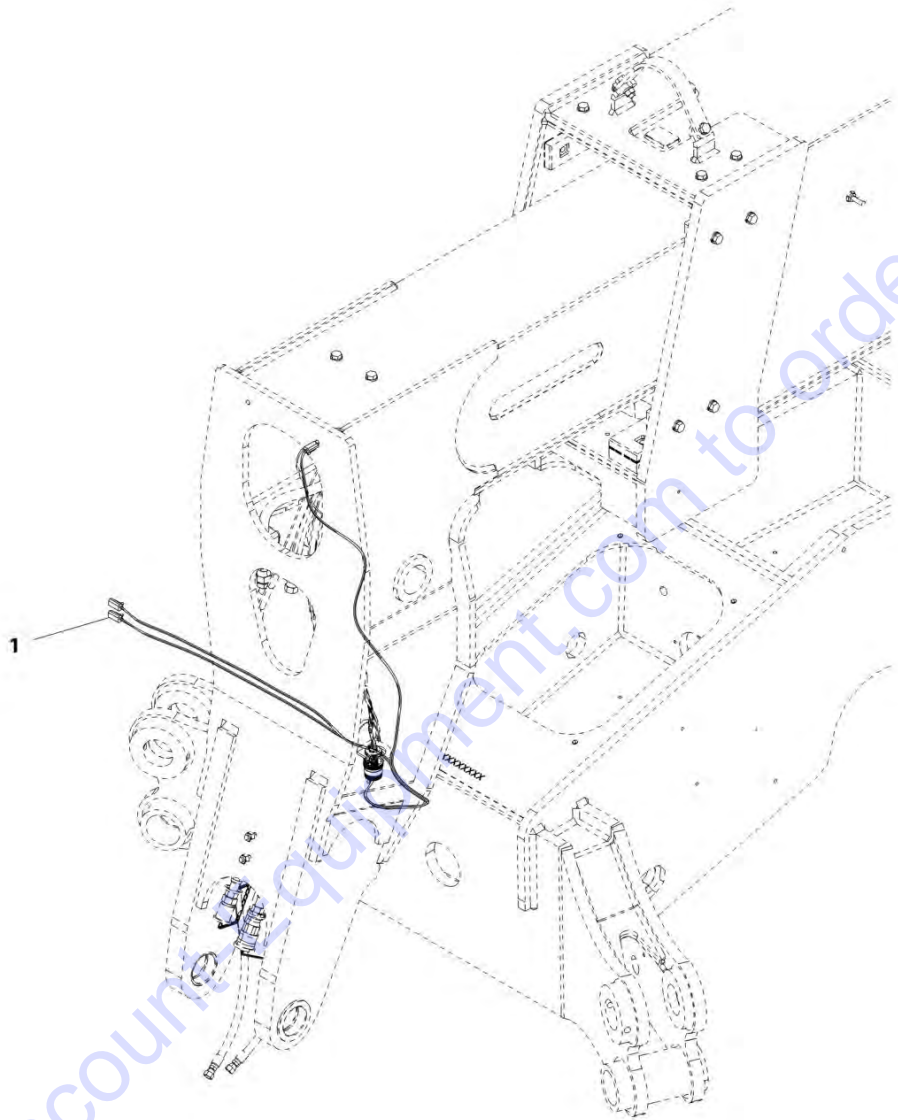
**FIGURE 10-19. BOOM AUXILIARY ELECTRIC INSTALLATION**

ITEM	PART NUMBER	QTY	DESCRIPTION	REV
	1001187532	Ref	Boom Auxiliary Electric Installation	A
1	1001159746	1	Switch, Auxiliary Electric	
2	1001174426	1	Installation, Boom Electrical Harness (See Separate Breakdown in this Section)	



SECTION 10 - ELECTRICAL

FIGURE 10-20. BOOM AUXILIARY ELECTRIC HARNESS INSTALLATION



ART\_1001167799-A

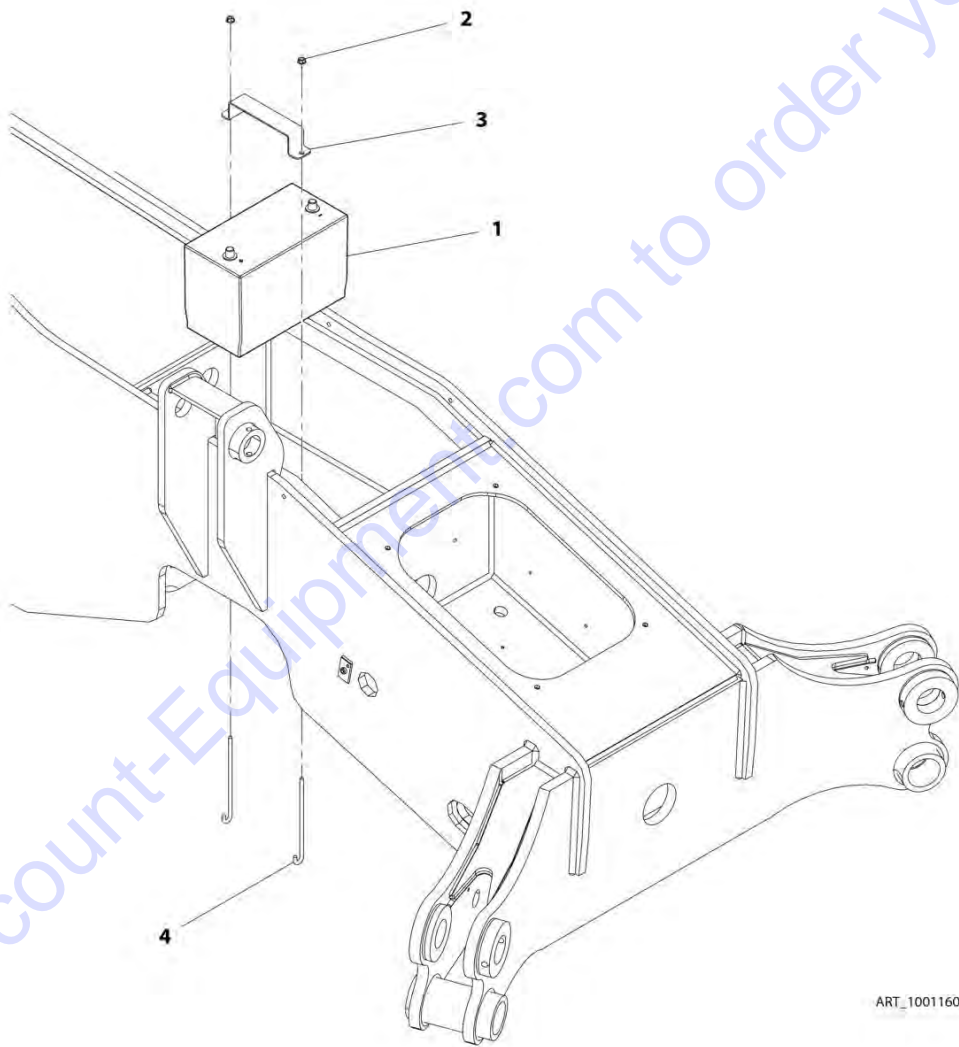
## SECTION 10 - ELECTRICAL

**FIGURE 10-20. BOOM AUXILIARY ELECTRIC HARNESS INSTALLATION**

ITEM	PART NUMBER	QTY	DESCRIPTION	REV
1	1001167799	Ref	Boom Auxiliary Electric Harness Installation	A
	1001167695	1	Harness, Platform (See Separate Breakdown in this Section)	

SECTION 10 - ELECTRICAL

FIGURE 10-21. BATTERY INSTALLATION



ART\_1001160711-C

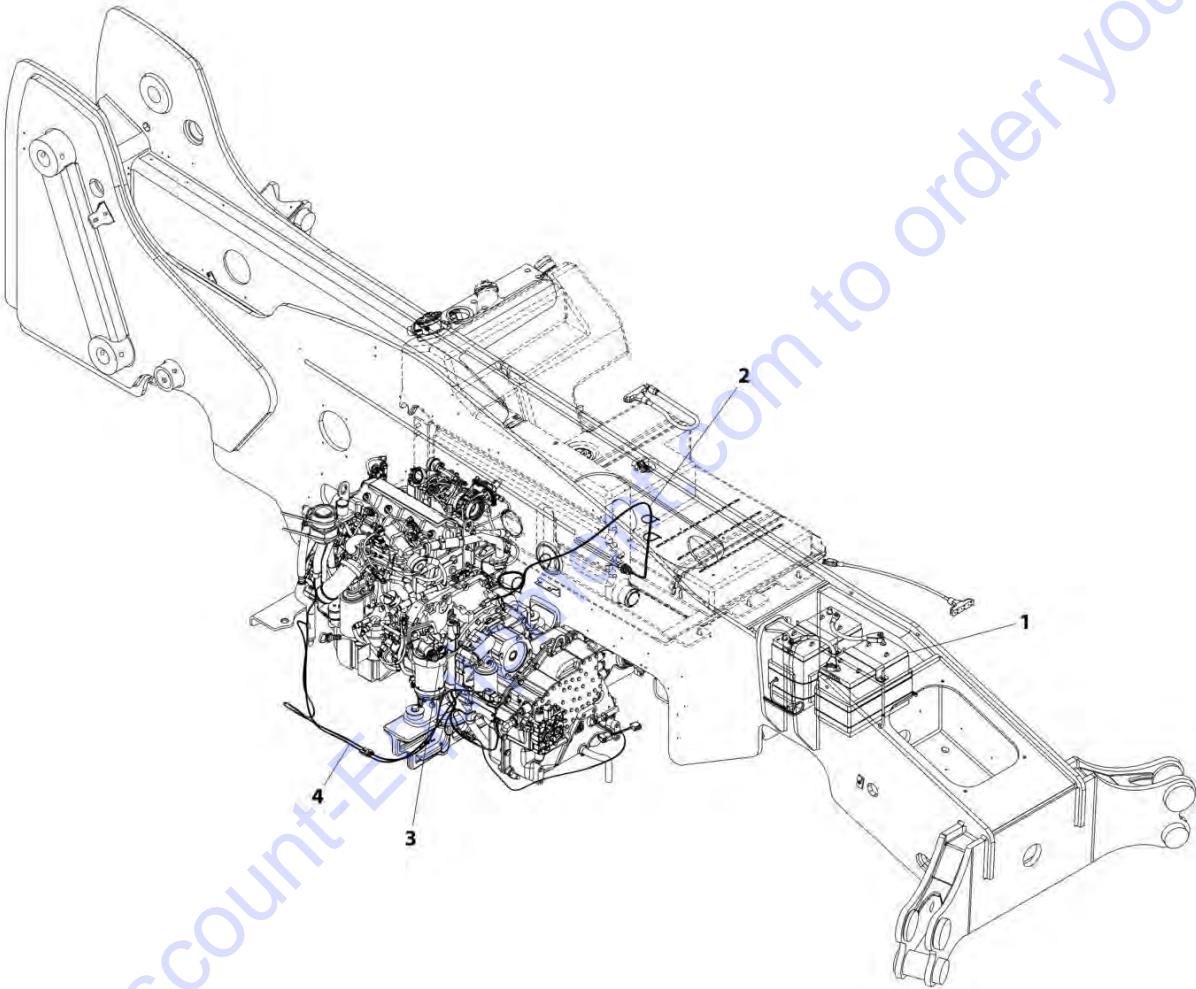
## SECTION 10 - ELECTRICAL

**FIGURE 10-21. BATTERY INSTALLATION**

ITEM	PART NUMBER	QTY	DESCRIPTION	REV
	1001160711	Ref	Battery Installation	C
1	0400075	1	Battery, 12V	
2	5220800	2	Nut, M8	
3	1001160927	1	Plate	
4	1001181961	2	J-Bolt	

SECTION 10 - ELECTRICAL

FIGURE 10-22. ARCTIC WEATHER PACKAGE INSTALLATION - 110 HP (ULS)



ART\_1001190179-D

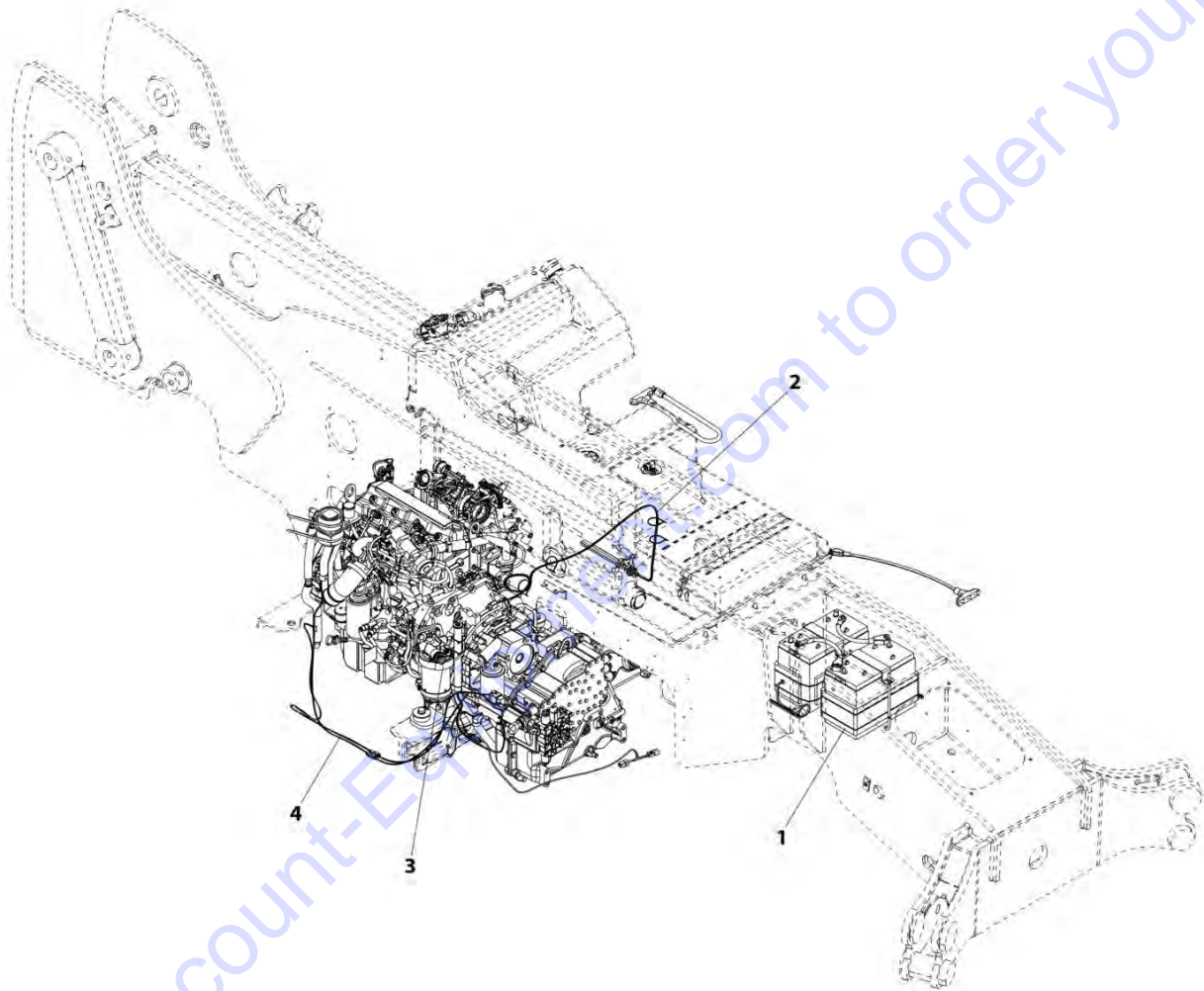
## SECTION 10 - ELECTRICAL

**FIGURE 10-22. ARCTIC WEATHER PACKAGE INSTALLATION - 110 HP (ULS)**

ITEM	PART NUMBER	QTY	DESCRIPTION	REV
1	1001190179	Ref	Arctic Weather Package Installation - 110 HP (ULS)	D
	1001190670	Ref	Installation, Arctic Batteries (See Separate Breakdown in this Section)	
2	1001190671	Ref	Installation, Tank Heater (See Separate Breakdown in this Section)	
3	1001204095	Ref	Installation, Fuel Filter Heater (See Separate Breakdown in this Section)	
4	1001232751	Ref	Heater, Breather - 110 HP (See Separate Breakdown in Engine And Attaching Parts Section)	

SECTION 10 - ELECTRICAL

FIGURE 10-23. ARCTIC WEATHER PACKAGE INSTALLATION - 74 HP (ULS)



ART\_1001237209-A

## SECTION 10 - ELECTRICAL

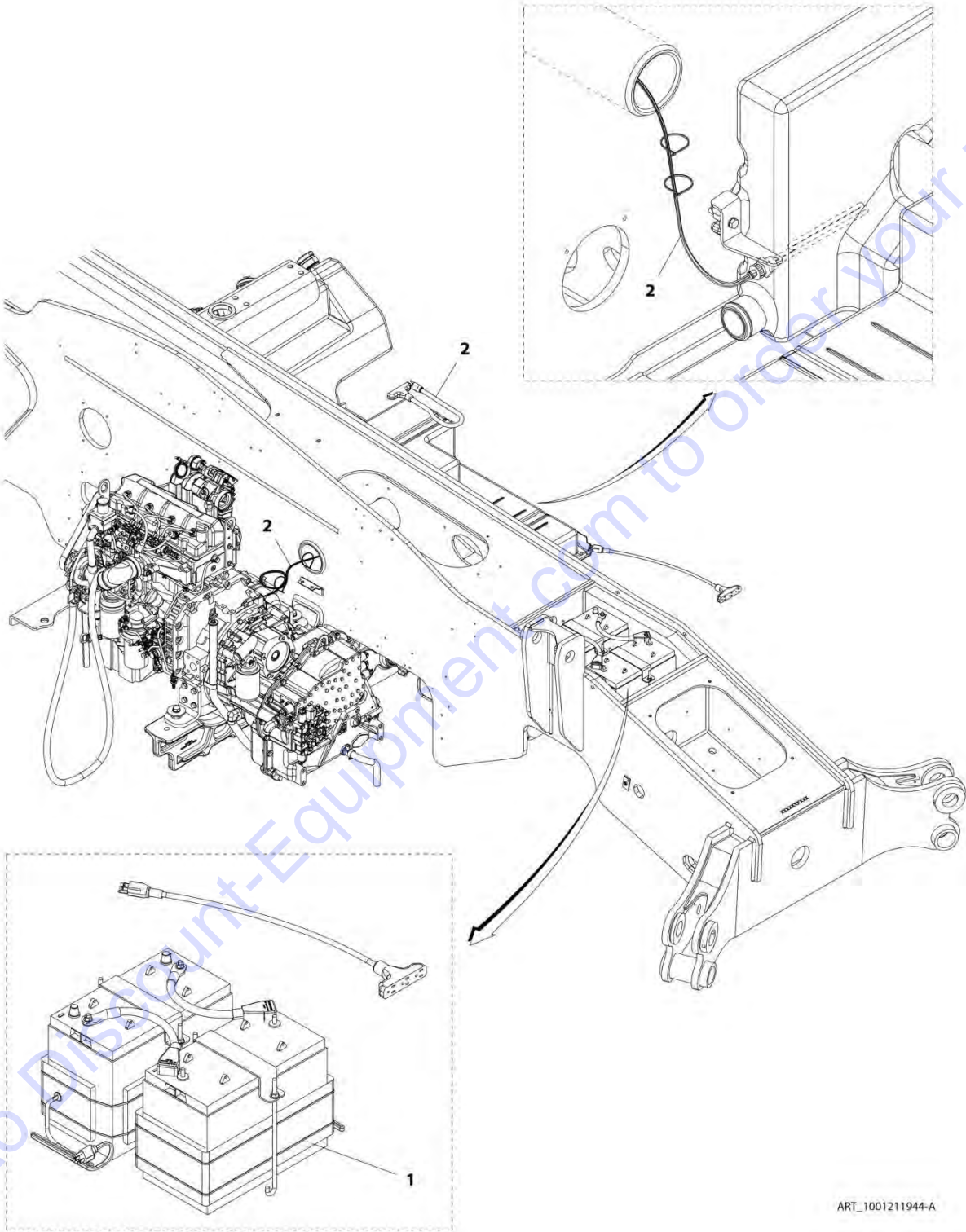
**FIGURE 10-23. ARCTIC WEATHER PACKAGE INSTALLATION - 74 HP (ULS)**

ITEM	PART NUMBER	QTY	DESCRIPTION	REV
1	1001237209	Ref	Arctic Weather Package Installation - 74 HP (ULS)	A
	1001190670	Ref	Installation, Arctic Batteries (See Separate Breakdown in this Section)	
2	1001190671	Ref	Installation, Hydraulic Tank Heater (See Separate Breakdown in this Section)	
3	1001204095	Ref	Installation, Fuel Filter Heater (See Separate Breakdown in this Section)	
4	1001237208	Ref	Heater, Breather - 74 HP (See Separate Breakdown in Engine And Attaching Parts Section)	



SECTION 10 - ELECTRICAL

FIGURE 10-24. ARCTIC WEATHER PACKAGE INSTALLATION (LS)



ART\_1001211944-A

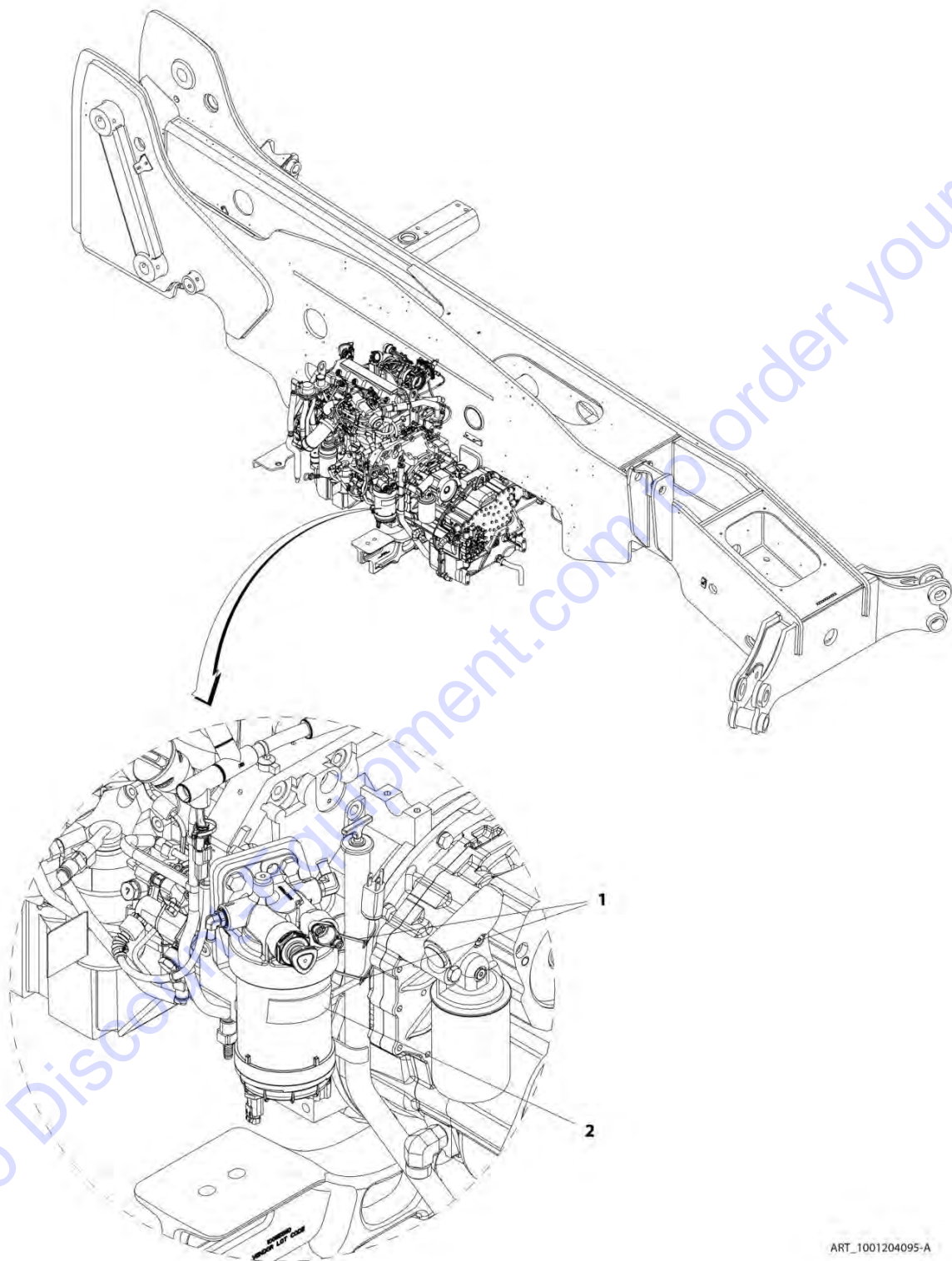
## SECTION 10 - ELECTRICAL

**FIGURE 10-24. ARCTIC WEATHER PACKAGE INSTALLATION (LS)**

ITEM	PART NUMBER	QTY	DESCRIPTION	REV
1	1001211944	Ref	Arctic Weather Package Installation (LS)	A
	1001190670	Ref	Installation, Arctic Batteries (See Separate Breakdown in this Section)	
2	1001190671	Ref	Installation, Tank Heater (See HYDRAULIC TANK HEATER INSTALLATION for Breakdown)	

SECTION 10 - ELECTRICAL

FIGURE 10-25. FUEL FILTER HEATER INSTALLATION



ART\_1001204095-A

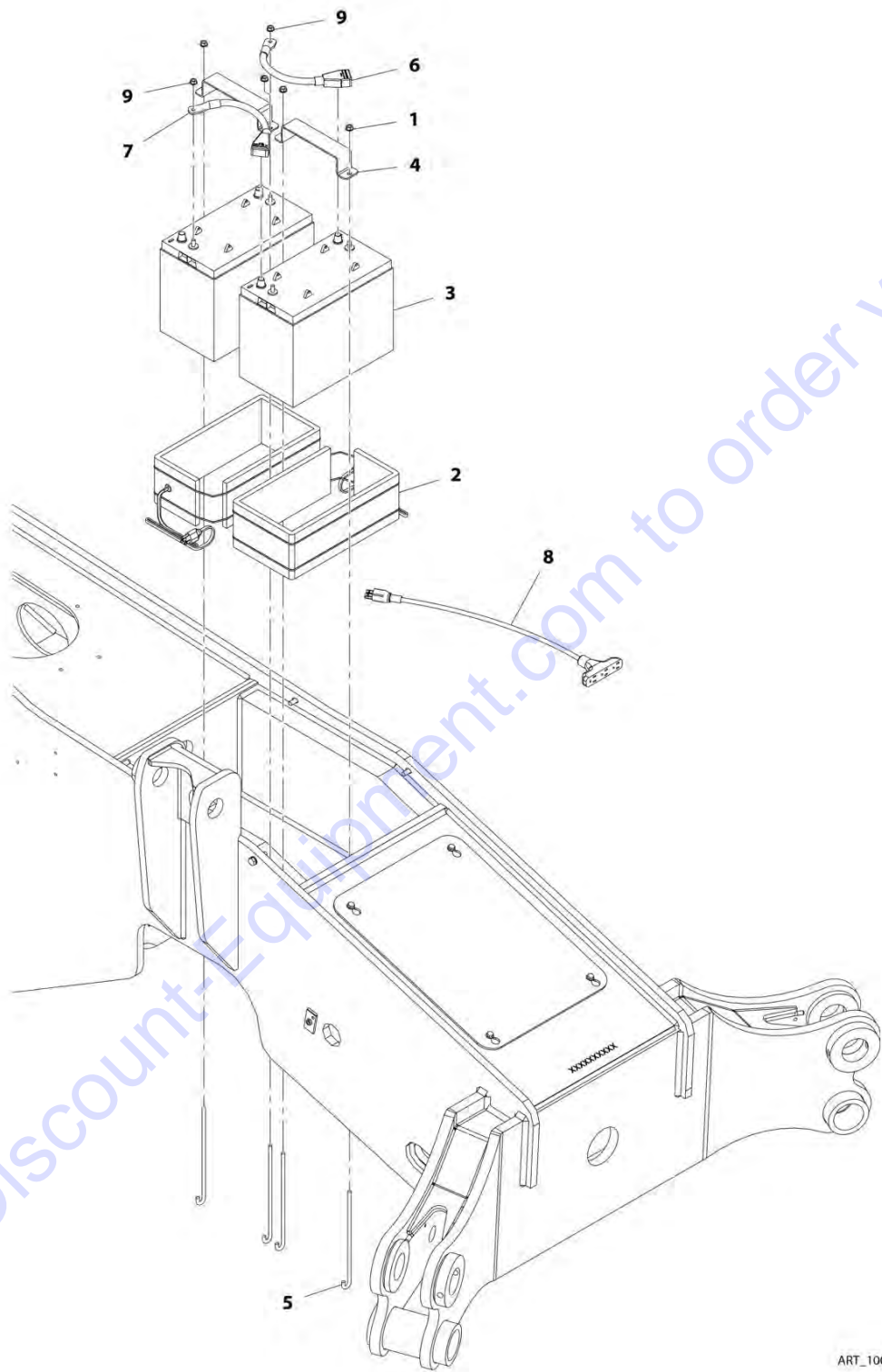
## SECTION 10 - ELECTRICAL

**FIGURE 10-25. FUEL FILTER HEATER INSTALLATION**

ITEM	PART NUMBER	QTY	DESCRIPTION	REV
	1001204095	Ref	Fuel Filter Heater Installation	A
1	4240099	2	Strap, Tie	
2	1001202498	1	Pad	

SECTION 10 - ELECTRICAL

FIGURE 10-26. ARTIC BATTERIES INSTALLATION



ART\_1001190670-C

## SECTION 10 - ELECTRICAL

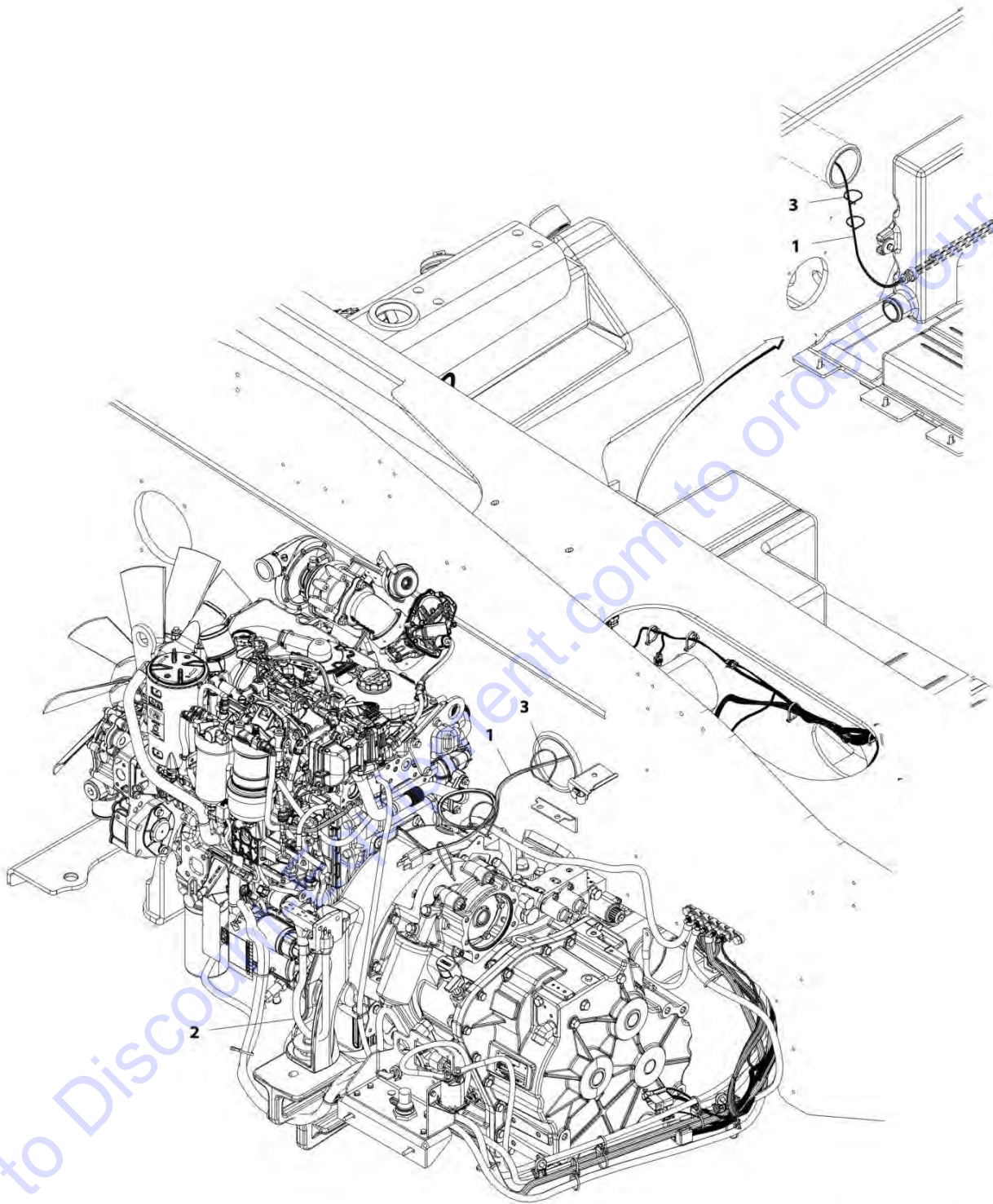
**FIGURE 10-26. ARTIC BATTERIES INSTALLATION**

ITEM	PART NUMBER	QTY	DESCRIPTION	REV
	1001190670	Ref	Artic Batteries Installation	C
1	5220800	4	Nut, M8	
2	1001093564	2	Heater, Battery	
3	1001098762	2	Battery, 12V	
4	1001160927	2	Plate	
5	1001160928	4	J-Bolt	
6	1001172495	1	Cable	
7	1001172496	1	Cable	
8	1060626	1	Cord, 3-Way Extension	
9	3311508	2	Nut	



SECTION 10 - ELECTRICAL

FIGURE 10-27. HYDRAULIC TANK HEATER INSTALLATION



ART\_1001190671-B

## SECTION 10 - ELECTRICAL

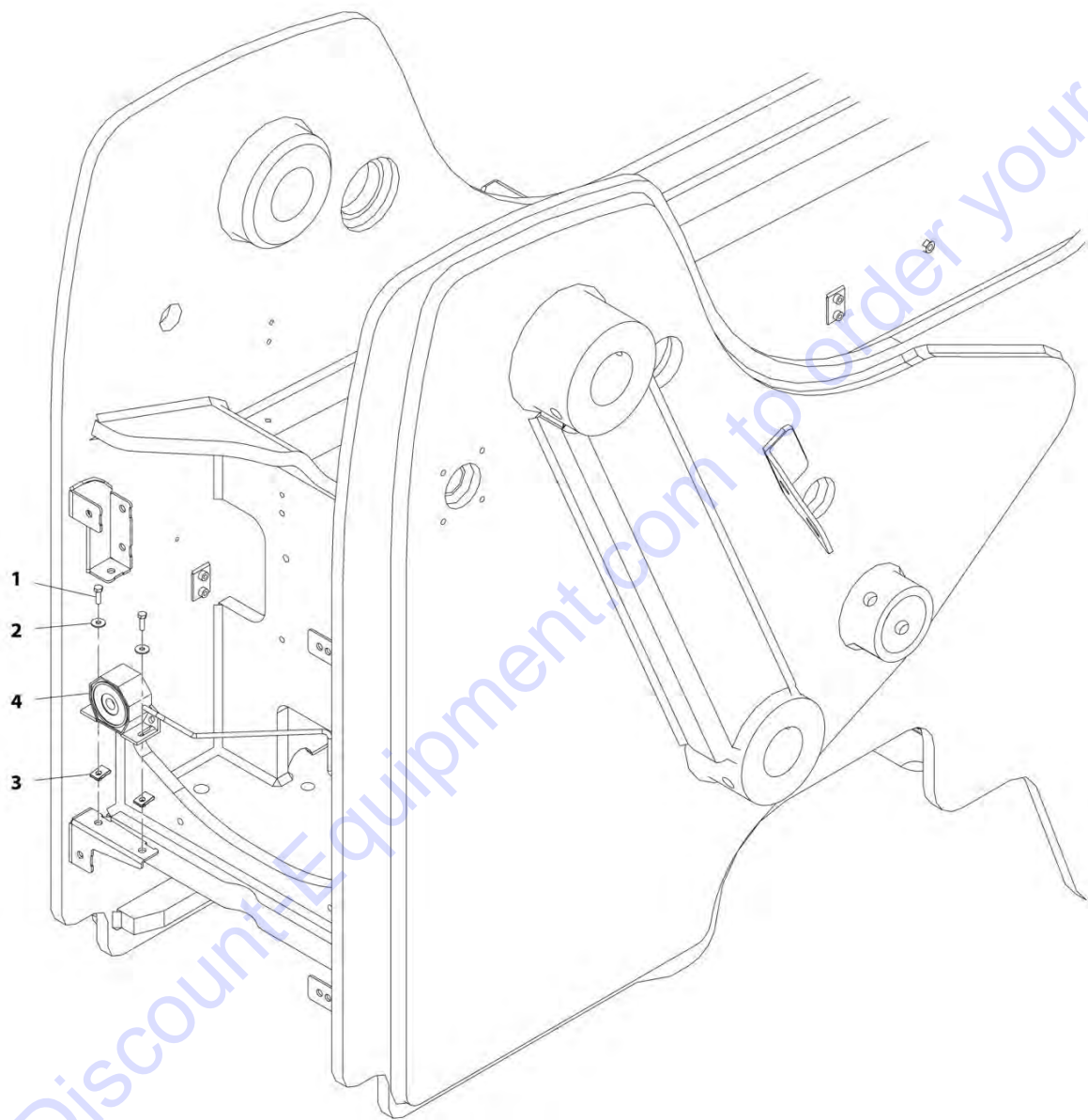
**FIGURE 10-27. HYDRAULIC TANK HEATER INSTALLATION**

ITEM	PART NUMBER	QTY	DESCRIPTION	REV
	1001190671	Ref	Hydraulic Tank Heater Installation	B
1	1001105886	1	Heater, Immersion	
2	1060626	1	Cord, 3-Way Extension	
3	4240099	5	Strap, Tie	



SECTION 10 - ELECTRICAL

FIGURE 10-28. BACKUP ALARM INSTALLATION (120 DB)



ART\_1001199183-B

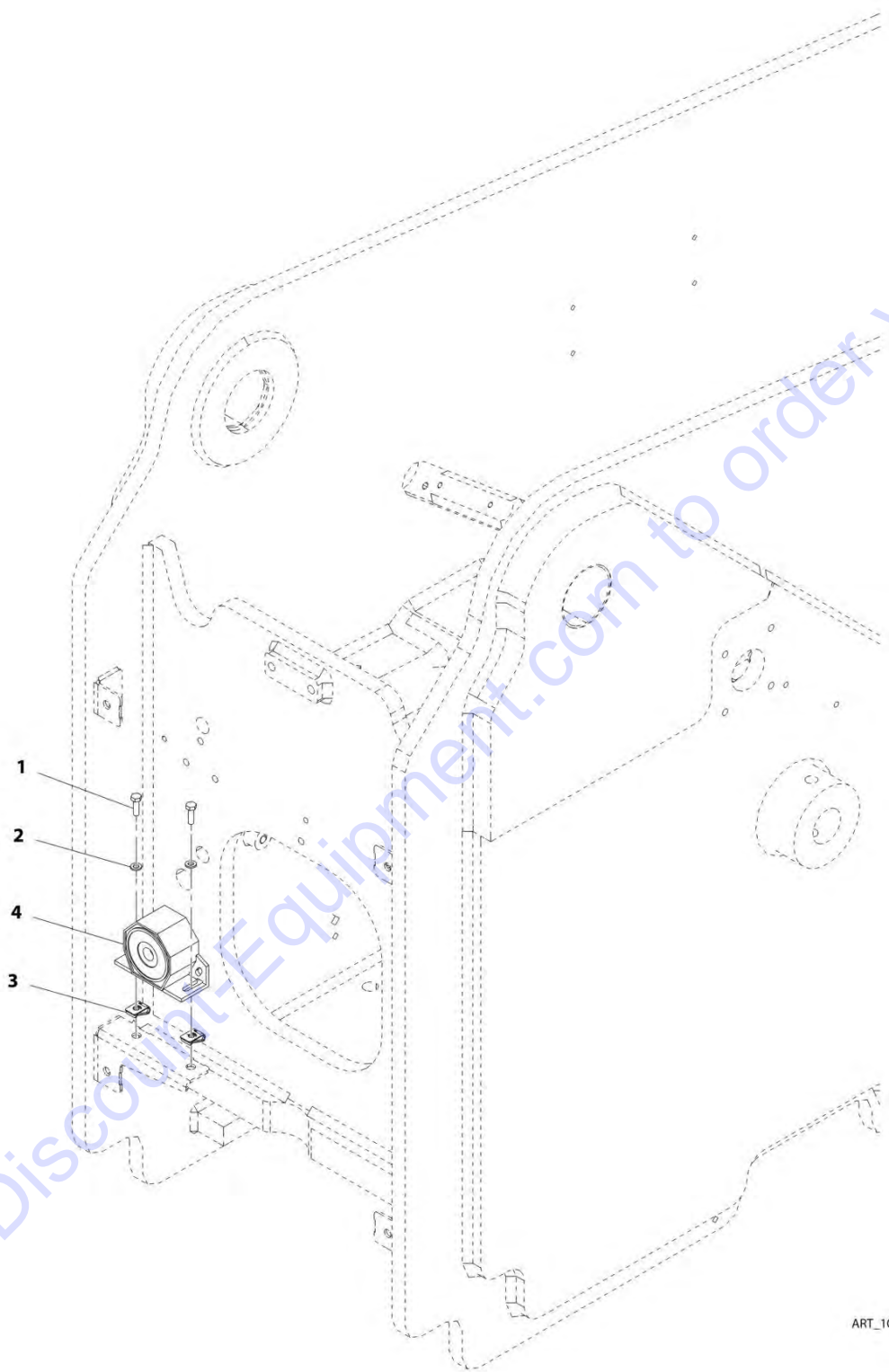
## SECTION 10 - ELECTRICAL

**FIGURE 10-28. BACKUP ALARM INSTALLATION (120 DB)**

ITEM	PART NUMBER	QTY	DESCRIPTION	REV
	1001199183	Ref	Backup Alarm Installation (120 dB)	B
1	0700610	2	Bolt, M6X20	
2	4811702	2	Washer, M6	
3	1001130220	2	Nut, M6	
4	1001147060	1	Alarm, Backup	

SECTION 10 - ELECTRICAL

FIGURE 10-29. BACKUP ALARM INSTALLATION (97 DB)



ART\_1001192393-D

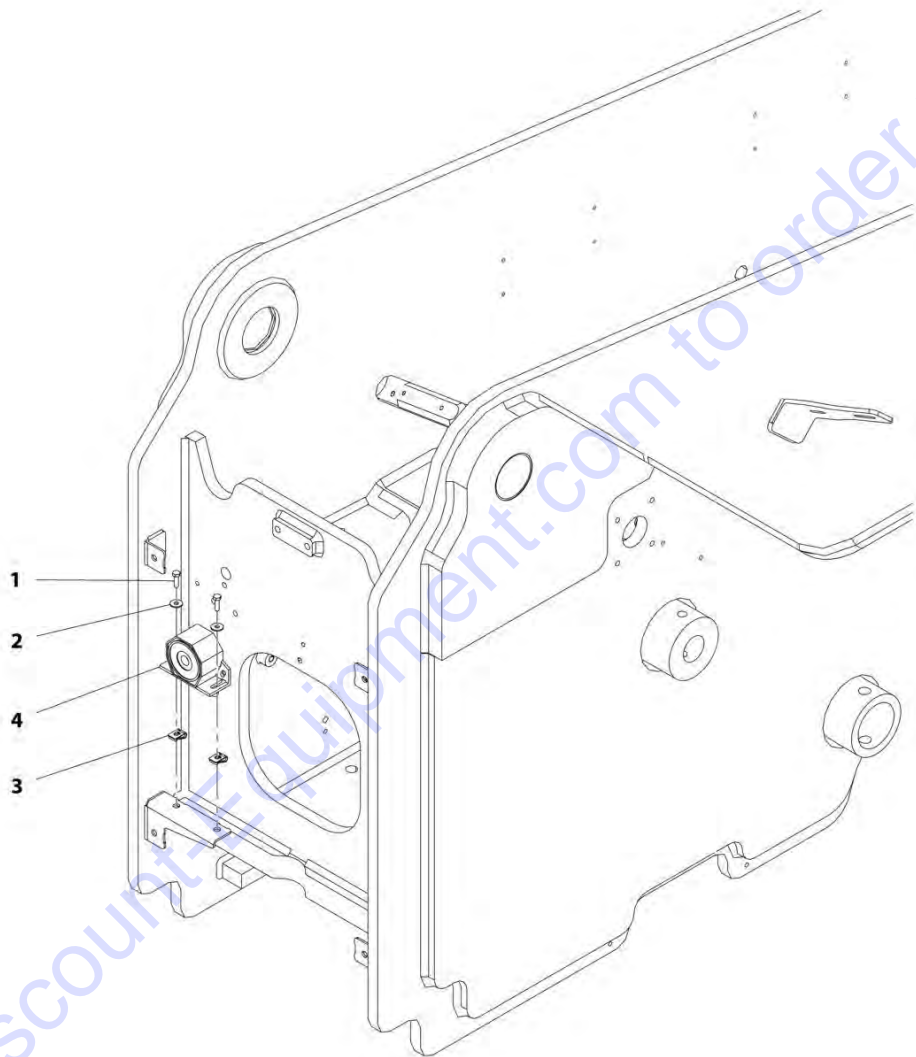
## SECTION 10 - ELECTRICAL

**FIGURE 10-29. BACKUP ALARM INSTALLATION (97 DB)**

ITEM	PART NUMBER	QTY	DESCRIPTION	REV
	1001192393	Ref	Backup Alarm Installation (97 dB)	D
1	0700610	2	Bolt, M6X20	
2	4811702	2	Washer, M6	
3	8305919	2	Nut, M6	
4	1001101808	1	Alarm, Backup	

SECTION 10 - ELECTRICAL

FIGURE 10-30. WHITE NOISE BACKUP ALARM INSTALLATION



ART\_1001192394-D


## SECTION 10 - ELECTRICAL

**FIGURE 10-30. WHITE NOISE BACKUP ALARM INSTALLATION**

ITEM	PART NUMBER	QTY	DESCRIPTION	REV
	1001192394	Ref	White Noise Backup Alarm Installation	D
1	0700610	2	Bolt, M6X20	
2	4811702	2	Washer, M6	
3	8305919	2	Nut, M6	
4	1001165827	1	Alarm, White Noise Backup	

## 868

943



## SECTION 10 - ELECTRICAL

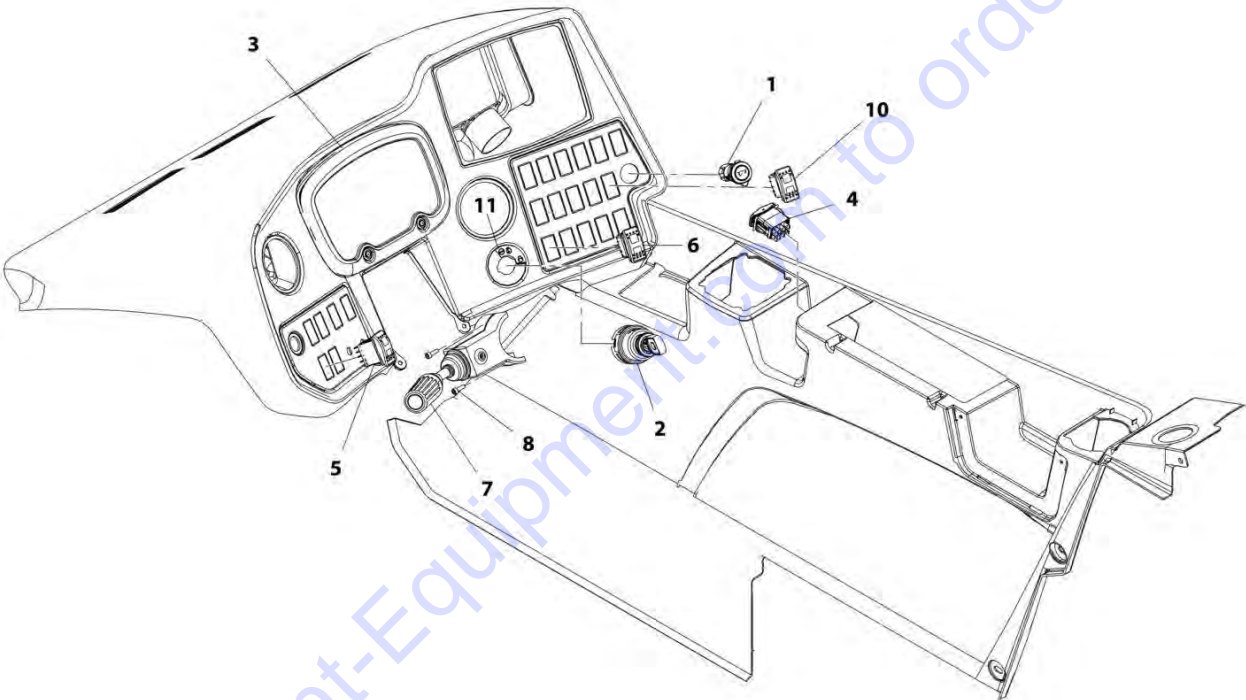
**FIGURE 10-31. CAB ELECTRICAL INSTALLATION**

ITEM	PART NUMBER	QTY	DESCRIPTION	REV
	1001165699	Ref	Cab Electrical Installation	I
1	3290501	3	Nut, M5X0.8	
2	3290601	2	Nut, M6X1	
3	120034	3	Washer, Plastic	
4	4811700	4	Washer, M6	
5	1001146588	16	Strap, Tie	
6	1001161769	1	Assembly, Standard Electrical Board (See Separate Breakdown in this Section)	
7	1001162249	1	Module	
8	1001196451	1	Harness, Cab (See Separate Breakdown in this Section)	
9	0700618	2	Bolt, M6X50	
10	1001178933	1	Bracket	
11	4460496	4	Washer, Terminal Lock	
12	4460497	4	Nut, Terminal	
13	1001211693	2	Seal	
14	1001213988	1	Cable (See Separate Breakdown in this Section)	



SECTION 10 - ELECTRICAL

FIGURE 10-32. DASH ELECTRICAL INSTALLATION



ART\_1001173849-G

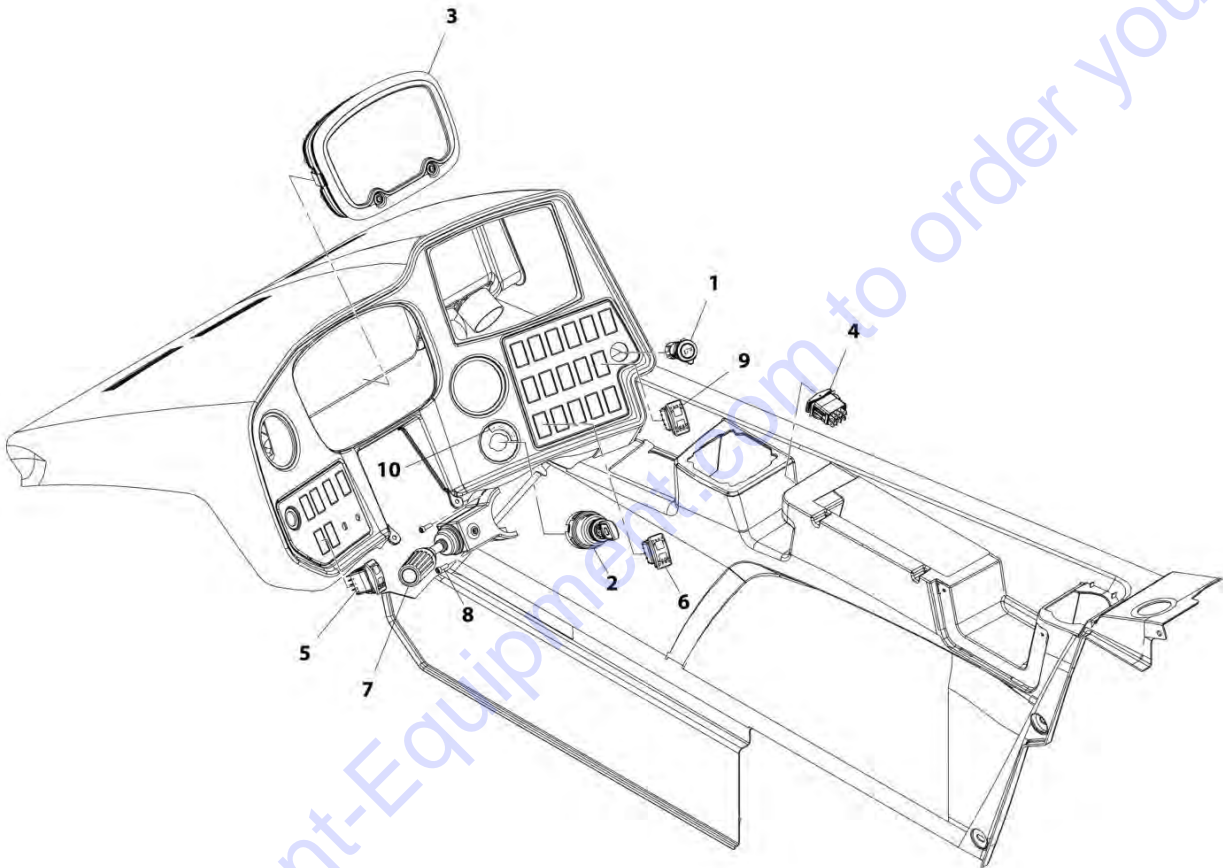
## SECTION 10 - ELECTRICAL

**FIGURE 10-32. DASH ELECTRICAL INSTALLATION**

ITEM	PART NUMBER	QTY	DESCRIPTION	REV
	1001173849	Ref	Dash Electrical Installation (if equipped for ULS)	G
1	1001095804	1	Connector, 12V Power Socket	
2	1001102502	1	Switch, 4 Position Key	
2	70022765	1	Key, Ignition	
3	1001158146	1	Cluster, Electrical Gauge	
4	1001212470	1	Switch, Frame Level	
5	1001159753	1	Switch, Park Brake	
6	1001159849	1	Switch, Steer Mode	
7	1001163698	1	Switch, FNR 4 Speed	
8	4031607	2	Screw, M5-0.8X16	
10	1001104654	1	Switch, AUX	
11	1001181531	1	Decal, Ignition Switch	

SECTION 10 - ELECTRICAL

FIGURE 10-33. DASH ELECTRICAL INSTALLATION (LS)



ART\_1001203225-C

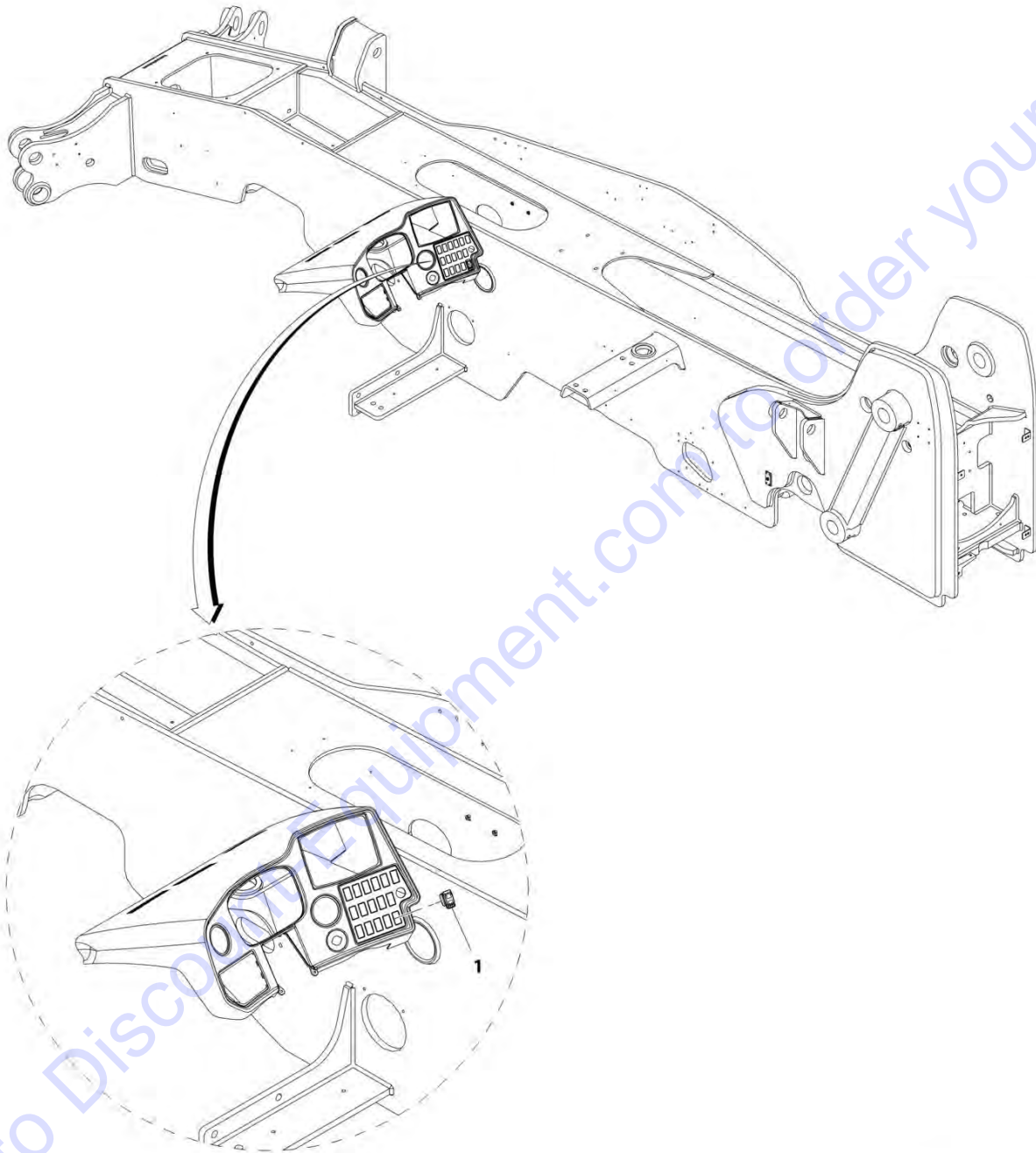
## SECTION 10 - ELECTRICAL

**FIGURE 10-33. DASH ELECTRICAL INSTALLATION (LS)**

ITEM	PART NUMBER	QTY	DESCRIPTION	REV
	1001203225	Ref	Dash Electrical Installation (LS)	C
1	1001095804	1	Connector, 12V Power Socket	
2	1001102502	1	Switch, 4 Position Key	
2	70022765	1	Key, Ignition	
3	1001202454	1	Cluster, Electrical Gauge	
4	1001212470	1	Switch, Frame Level	
5	1001159753	1	Switch, Park Brake	
6	1001159849	1	Switch, Steer Mode	
7	1001163698	1	Switch, FNR 4 Speed	
8	4031607	2	Screw, M5X16	
9	1001104654	1	Switch, AUX	
10	1001181531	1	Decal, Ignition Switch	

SECTION 10 - ELECTRICAL

FIGURE 10-34. SWITCH LIGHT INSTALLATION



ART\_100197282-A

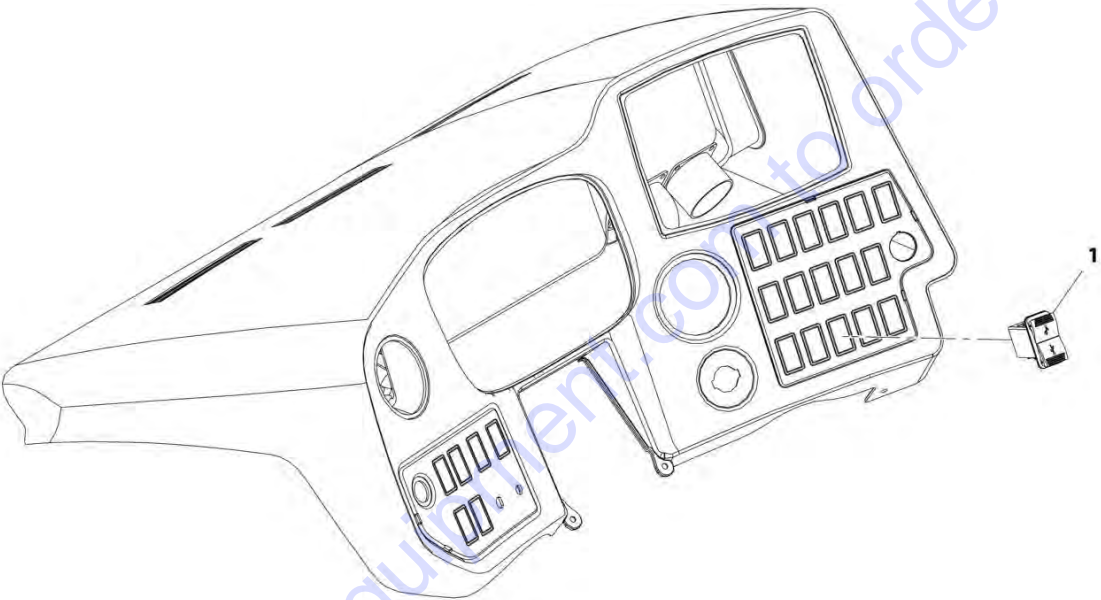
## SECTION 10 - ELECTRICAL

**FIGURE 10-34. SWITCH LIGHT INSTALLATION**

ITEM	PART NUMBER	QTY	DESCRIPTION	REV
1	1001197282	Ref	Switch Light Installation	A
	1001163639	1	Switch, Driving Lights	

SECTION 10 - ELECTRICAL

FIGURE 10-35. USB CHARGER INSTALLATION



ART\_1001200152-A

## SECTION 10 - ELECTRICAL

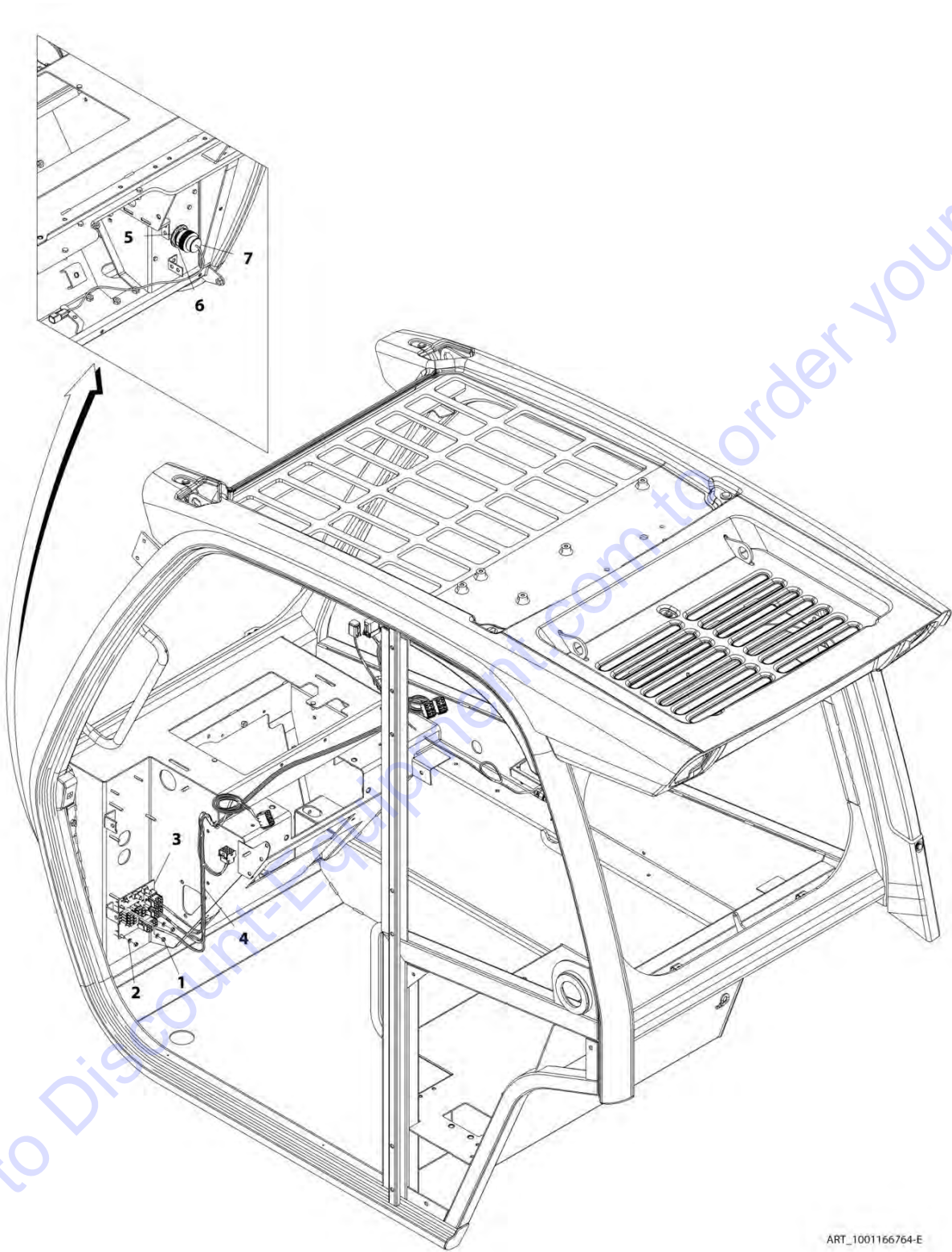
**FIGURE 10-35. USB CHARGER INSTALLATION**

ITEM	PART NUMBER	QTY	DESCRIPTION	REV
1	1001200152	Ref	USB Charger Installation	A
	1001174712	1	USB Charger Assembly	



SECTION 10 - ELECTRICAL

FIGURE 10-36. OPEN CAB ELECTRICAL INSTALLATION WITH OPTIONS



ART\_1001166764-E

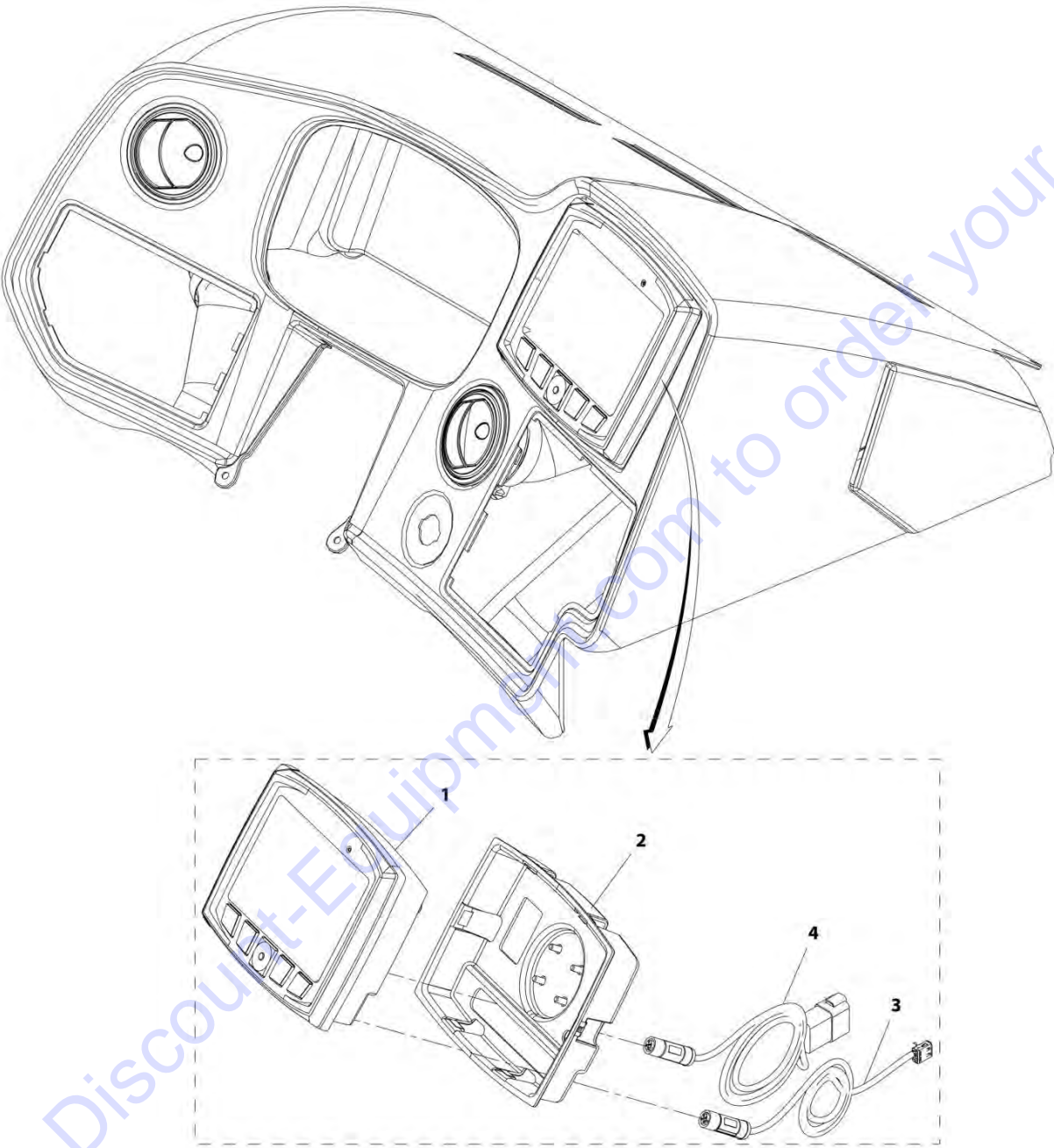
## SECTION 10 - ELECTRICAL

**FIGURE 10-36. OPEN CAB ELECTRICAL INSTALLATION WITH OPTIONS**

ITEM	PART NUMBER	QTY	DESCRIPTION	REV
	1001166764	Ref	Open Cab Electrical Installation with Options	E
1	3290501	3	Nut, M5X0.8	
2	120034	3	Washer, Plastic	
3	1001161771	1	Assembly, Option 2 Electrical Board (See Separate Breakdown in this Section)	
4	1001163372	1	Harness, Option 2 Cab (See Separate Breakdown in this Section)	
5	4460496	1	Washer, Terminal Lock	
6	4460497	1	Nut, Terminal	
7	1001181573	1	Harness, Cab Option (See Separate Breakdown in this Section)	

SECTION 10 - ELECTRICAL

FIGURE 10-37. MULTIFUNCTION DISPLAY INSTALLATION



ART\_1001176338-B

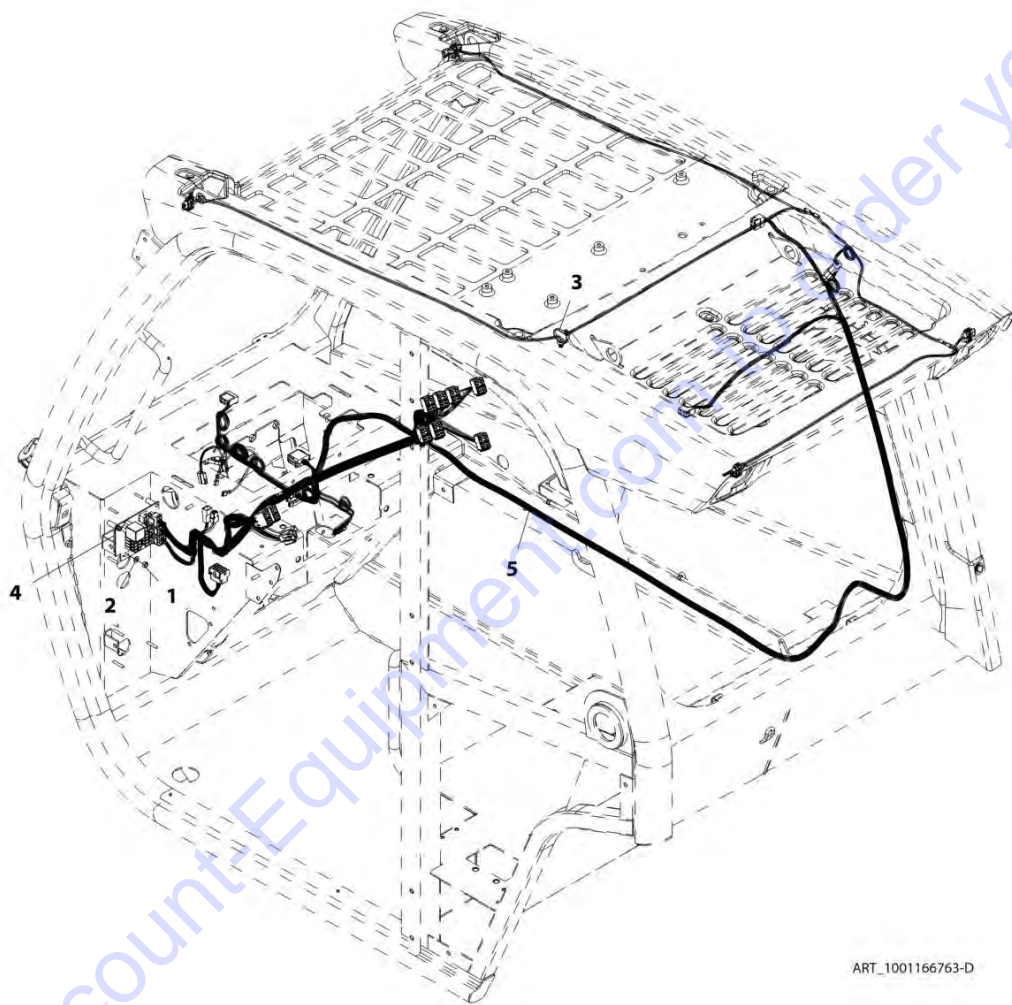
## SECTION 10 - ELECTRICAL

**FIGURE 10-37. MULTIFUNCTION DISPLAY INSTALLATION**

ITEM	PART NUMBER	QTY	DESCRIPTION	REV
	1001176338	Ref	Multifunction Display Installation	B
1	1001211357	1	Display	
2	1001178783	1	Bezel	
3	1001180682	1	Cable	
4	1001180683	1	Cable, Video	

SECTION 10 - ELECTRICAL

FIGURE 10-38. ENCLOSED CAB ELECTRICAL INSTALLATION WITH OPTIONS



ART\_1001166763-D

## SECTION 10 - ELECTRICAL

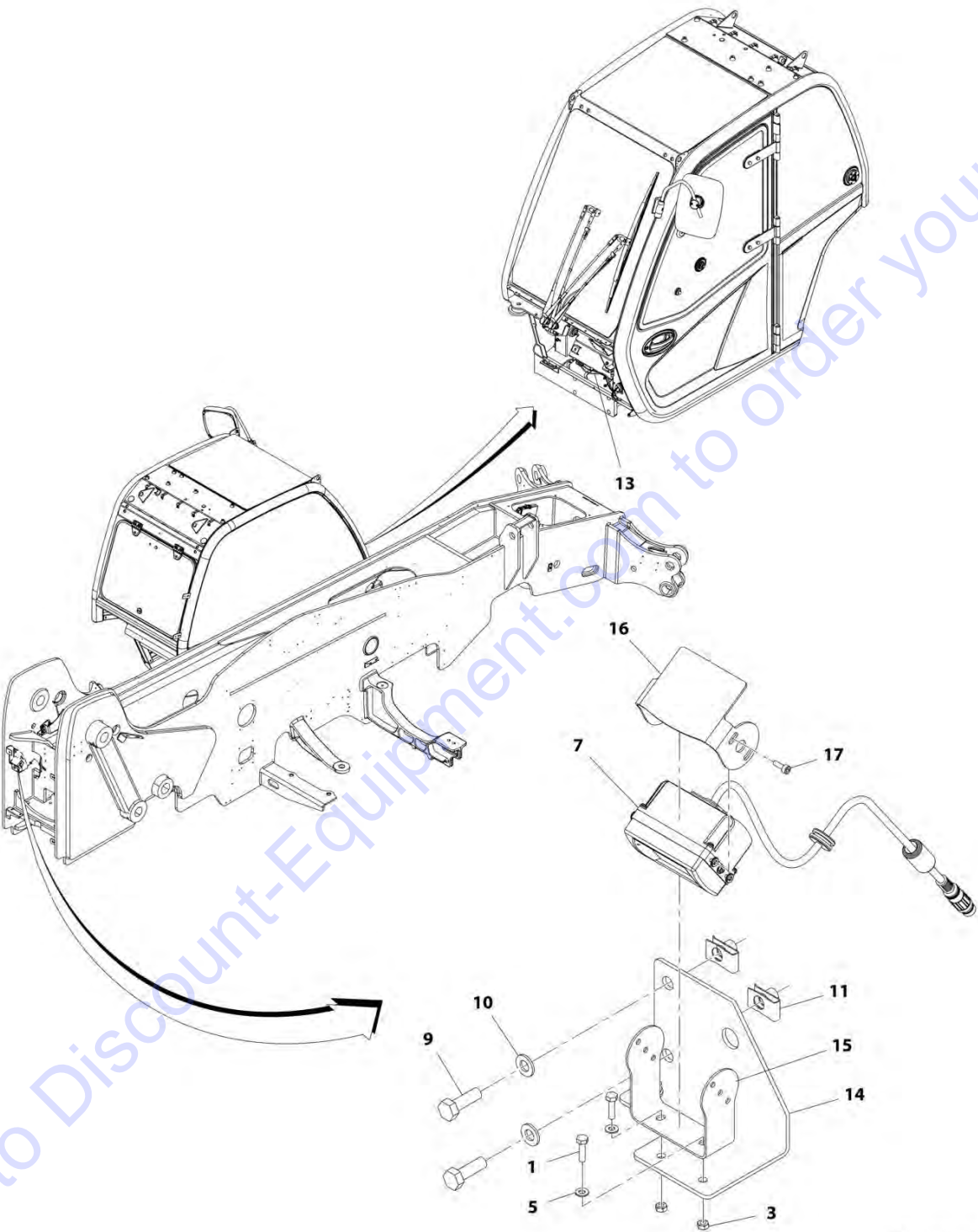
**FIGURE 10-38. ENCLOSED CAB ELECTRICAL INSTALLATION WITH OPTIONS**

ITEM	PART NUMBER	QTY	DESCRIPTION	REV
	1001166763	Ref	Enclosed Cab Electrical Installation with Options	D
1	3290501	1	Nut, M5X0.8	
2	120034	1	Washer, Plastic	
3	1001146588	1	Strap, Tie	
4	1001161770	1	Assembly, Option 1 Electrical Board (See Separate Breakdown in this Section)	
5	1001163371	1	Harness, Option 1 Cab (See Separate Breakdown in this Section)	



SECTION 10 - ELECTRICAL

FIGURE 10-39. REVERSE CAMERA INSTALLATION



ART\_1001168031-E

## SECTION 10 - ELECTRICAL

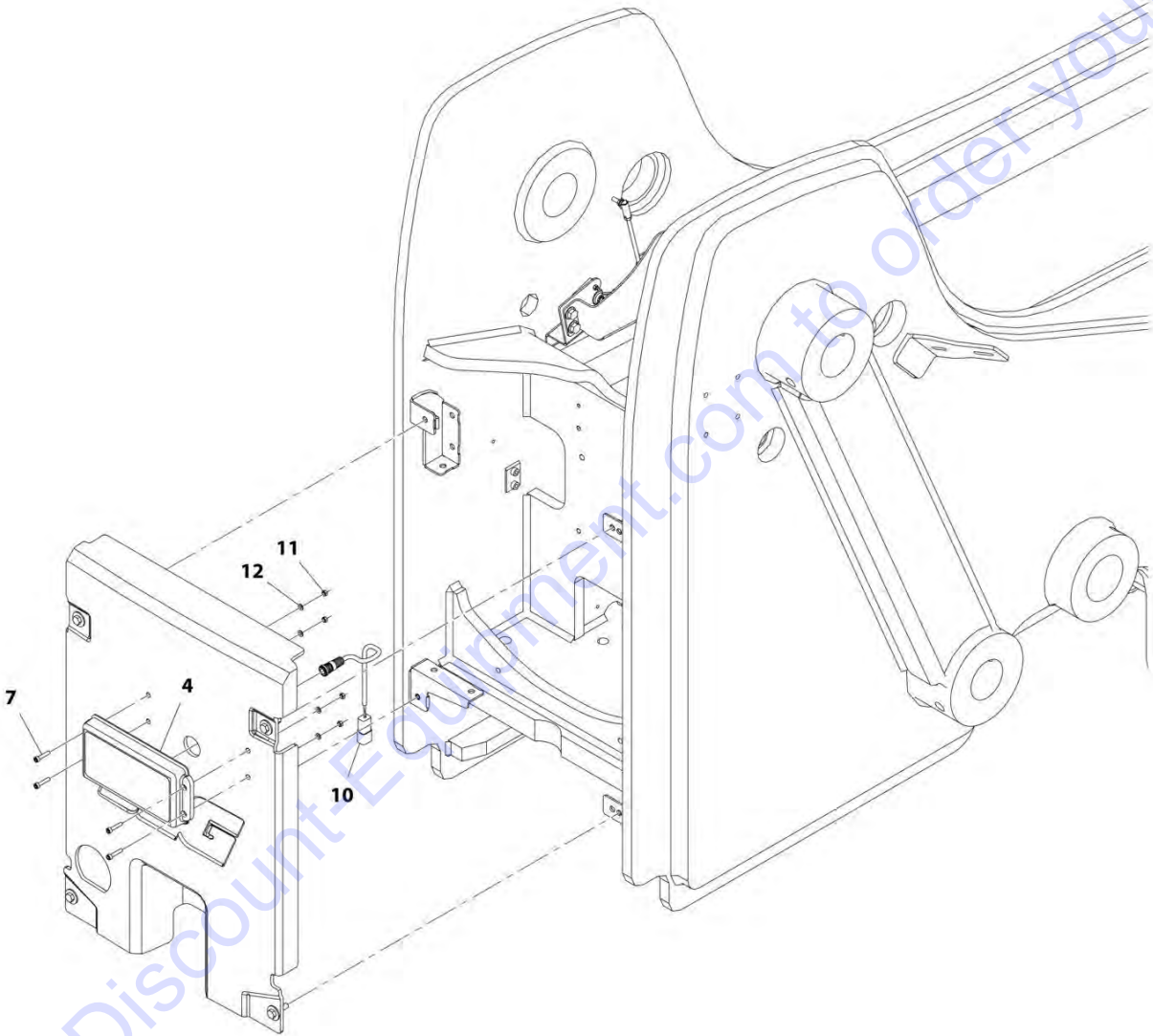
**FIGURE 10-39. REVERSE CAMERA INSTALLATION**

ITEM	PART NUMBER	QTY	DESCRIPTION	REV
	1001168031	Ref	Reverse Camera Installation	E
1	0700408	2	Bolt, M4X16	
3	3290401	2	Nut, M4X0.7	
5	4811400	2	Washer, M4	
7	1001167017	1	Camera	
9	0760812	3	Bolt, M8X25	
10	4811900	3	Washer, M8	
11	8310686	3	Nut, Retainer M8X12.5	
13	1001171962	1	Cable, Reverse Camera	
14	1001202620	1	Bracket, Reverse Camera Mount	
15	1001202621	1	Bracket, Reverse Camera Mount	
16	1001202622	1	Bracket, Reverse Sun Shield	
17	4031205	4	Bolt, M3X10	



SECTION 10 - ELECTRICAL

FIGURE 10-40. REVERSE SENSOR INSTALLATION



ART\_1001172536-H

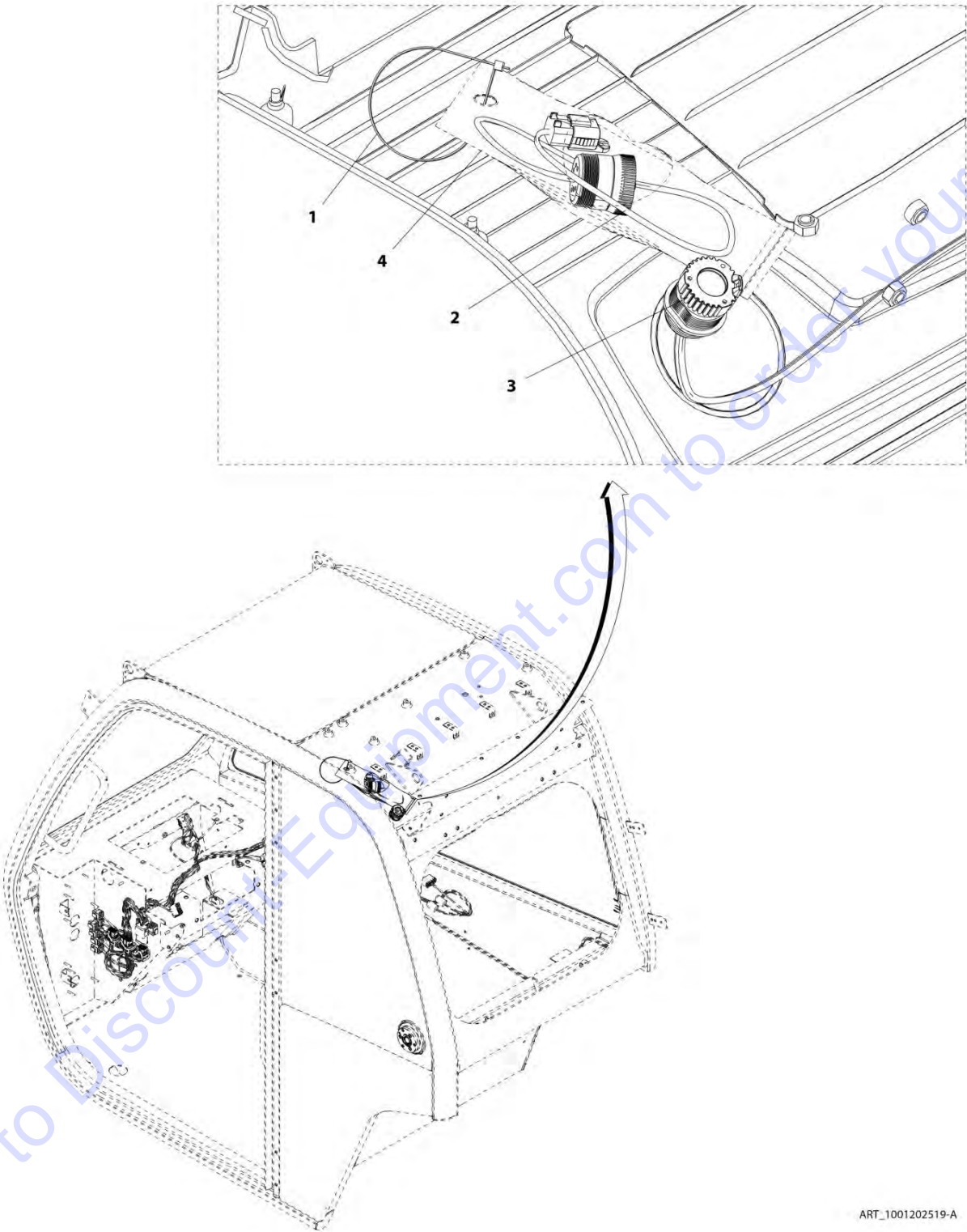
## SECTION 10 - ELECTRICAL

**FIGURE 10-40. REVERSE SENSOR INSTALLATION**

ITEM	PART NUMBER	QTY	DESCRIPTION	REV
	1001172536	Ref	Reverse Sensor Installation	H
4	1001189997	1	Sensor, Reverse	
7	5271609	4	Screw, M5X25	
10	1001175776	1	Harness, Reverse Sensor (See Separate Breakdown in this Section)	
11	3290501	4	Nut, M5X0.8	
12	4811600	4	Washer, M5	

SECTION 10 - ELECTRICAL

FIGURE 10-41. TELEMATICS READY INSTALLATION



ART\_1001202519-A

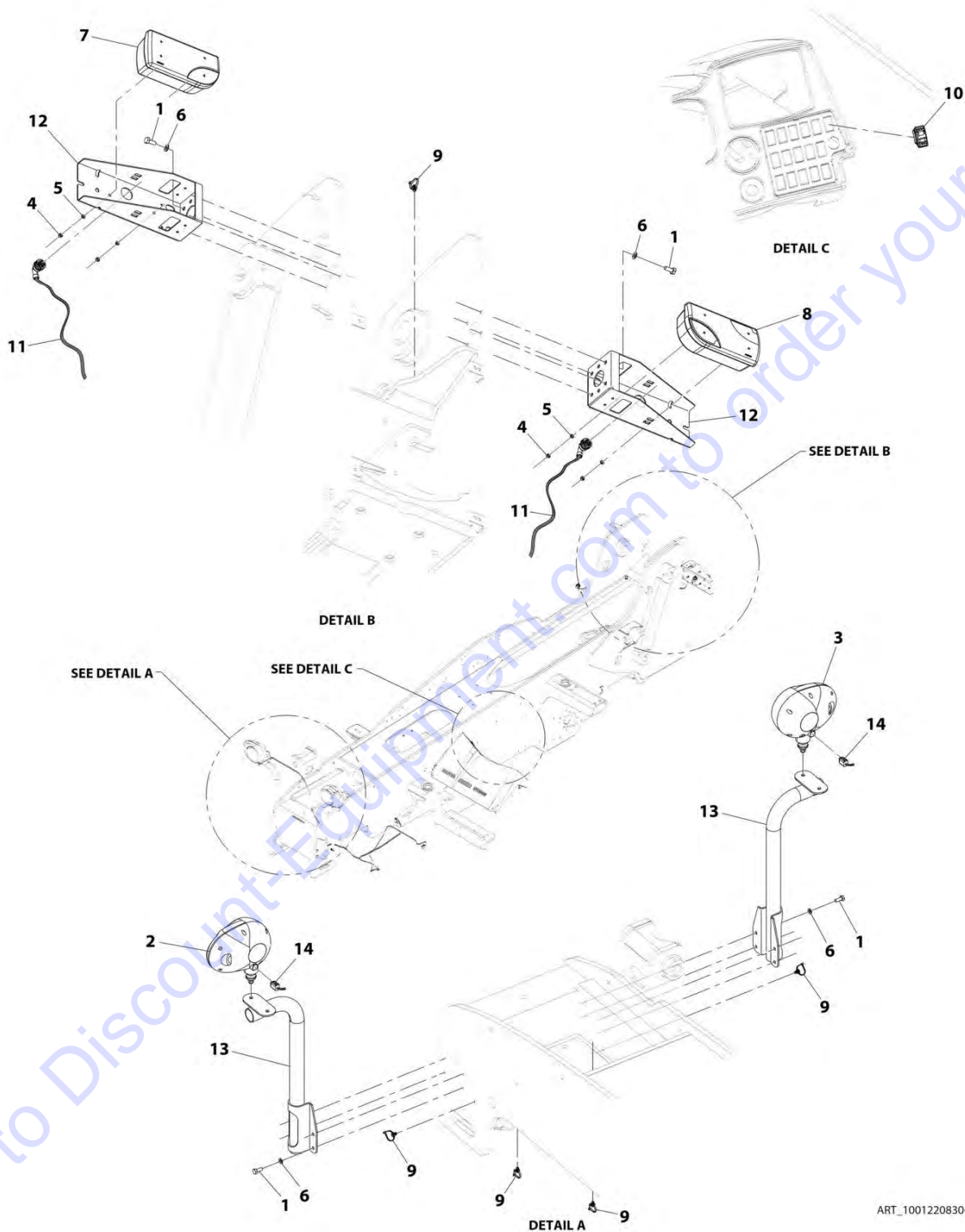
## SECTION 10 - ELECTRICAL

**FIGURE 10-41. TELEMATICS READY INSTALLATION**

ITEM	PART NUMBER	QTY	DESCRIPTION	REV
	1001202519	Ref	Telematics Ready Installation	A
1	8584003	1	Strap, Tie	
2	1001196289	1	Harness, Telematics Ready (See Separate Breakdown in this Section)	
3	1001201162	1	Cap	
4	1001202617	1	Bag	

SECTION 10 - ELECTRICAL

FIGURE 10-42. ROAD LIGHTS INSTALLATION



ART\_1001220830-A

## SECTION 10 - ELECTRICAL

**FIGURE 10-42. ROAD LIGHTS INSTALLATION**

ITEM	PART NUMBER	QTY	DESCRIPTION	REV
	1001220830	Ref	Road Lights Installation	A
1	0761010	16	Bolt, M10X20	
2	2920207	1	Driving Light, LH	
3	2920208	1	Driving Light, RH	
4	3290607	4	Nut, M6X1	
5	4811700	4	Washer, M6	
6	4812000	16	Washer, M10	
7	1001091715	1	Lamp, Rear LH	
8	1001091716	1	Lamp, Rear RH	
9	1001146588	5	Strap, Tie	
10	1001159734	1	Switch	
11	1001173092	1	Harness, HBP Tail Lights (See Separate Breakdown in this Section)	
12	1001196100	2	Bracket	
13	1001220817	2	Bracket	
14	1001165360	1	Harness, Front Frame Headlight (See Separate Breakdown in this Section)	



# PARTS FINDER

**Search Website  
by Part Number**

**Discount  
Equipment**

Check out our new website for the latest in parts and equipment. We have a huge selection of parts and equipment for sale at a discount. We are the only website that has this information. We are the only website that has this information.

**Where Service Men Find Discounts!!!**

Enter your email address to receive our newsletter.

[Sign Up](#)

Make Your Order

Optional Step

Product Name:

Product Code:

[Go Back to Search Results](#)

**FREE Shipping on Sales/Orders!**

[View Details](#)

[View Details](#)

Make Your Order

Optional Step

Product Name:

Product Code:

[Go Back to Search Results](#)

**FREE Shipping on Sales/Orders!**

[View Details](#)

**Search Manual  
Library For Parts  
Manual & Lookup Part  
Numbers – Purchase  
or Request Quote**

**Search Manuals**

Please select a manual from the list below. If you are unsure of the manual number, please click on the "Search" button.

Brand:	<input type="text"/>
Model:	<input type="text"/>
Year:	<input type="text"/>
Serial:	<input type="text"/>
Part Number:	<input type="text"/>
Part Description:	<input type="text"/>
Quantity:	<input type="text"/>
Price:	<input type="text"/>
<input type="button" value="Search"/>	

**Can't Find Part or  
Manual? Request Help  
by Manufacturer,  
Model & Description**

**Parts Order Form**

Please fill in the information below.

**Manufacturer:**

**Model:**

**Description:**

**Quantity:**

**Price:**

**Part Number:**

**Part Description:**

**Quantity:**

**Price:**

**Part Number:**

**Part Description:**

**Quantity:**

**Price:**

**Part Number:**

**Part Description:**

**Quantity:**

**Price:**

**Part Number:**

**Part Description:**

**Quantity:**

**Price:**

**Part Number:**

**Part Description:**

**Quantity:**

**Price:**

**Part Number:**

**Part Description:**

Discount-Equipment.com is your online resource for quality parts & equipment.

Florida: 561-964-4949 Outside Florida TOLL FREE: 877-690-3101

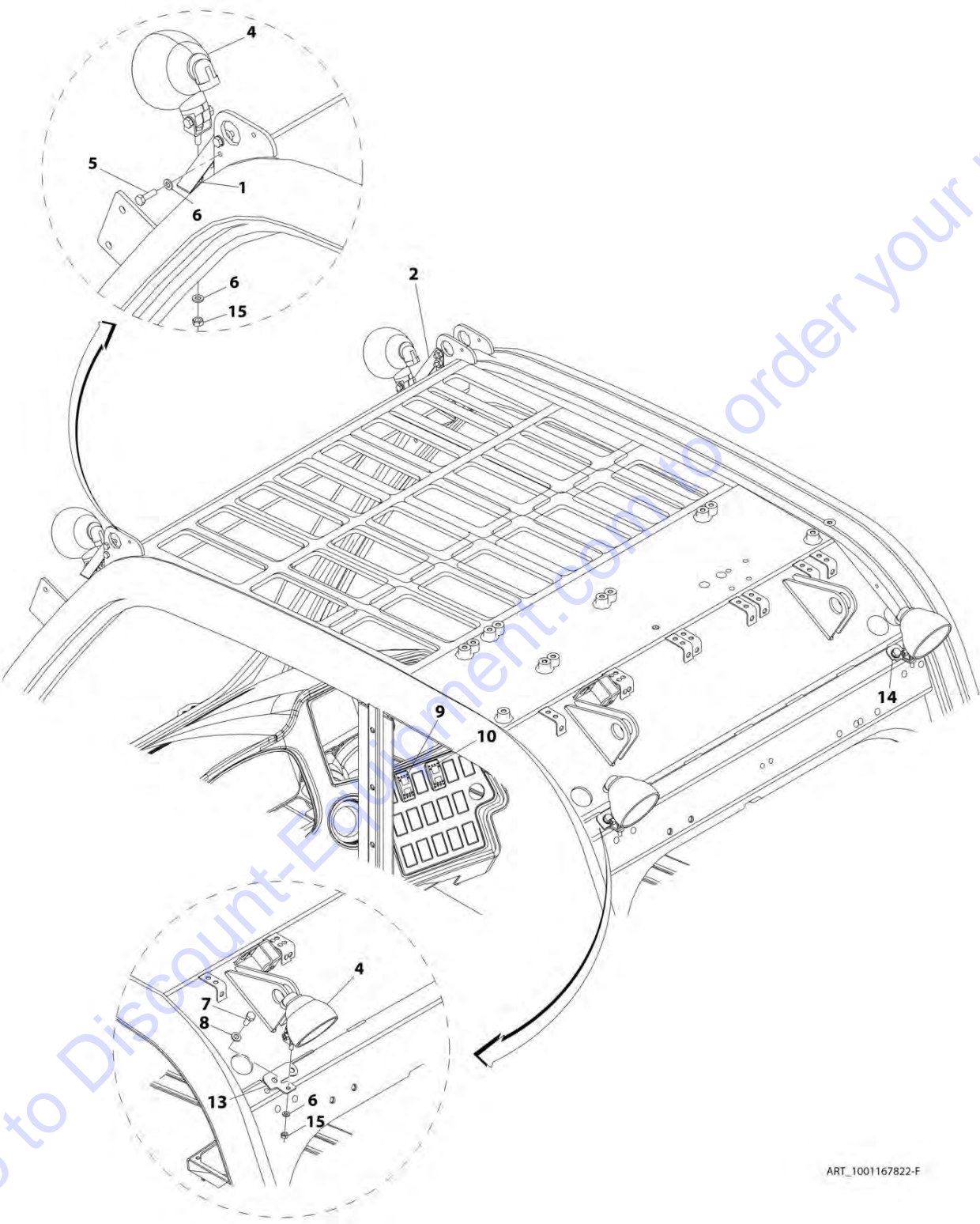
## Need parts?

Click on this link: <http://www.discount-equipment.com/category/5443-parts/> and choose one of the options to help get the right parts and equipment you are looking for. Please have the machine model and serial number available in order to help us get you the correct parts. If you don't find the part on the website or on one of the online manuals, please fill out the request form and one of our experienced staff members will get back to you with a quote for the right part that your machine needs.

We sell worldwide for the brands: Genie, Terex, JLG, MultiQuip, Mikasa, Essick, Whiteman, Mayco, Toro Stone, Diamond Products, Generac Magnum, Airman, Haulotte, Barreto, Power Blanket, Nifty Lift, Atlas Copco, Chicago Pneumatic, Allmand, Miller Curber, Skyjack, Lull, Skytrak, Tsurumi, Husquvarna Target, Stow, Wacker, Sakai, Mi-T-M, Sullair, Basic, Dynapac, MBW, Weber, Bartell, Bennar Newman, Haulotte, Ditch Runner, Menegotti, Morrison, Contec, Buddy, Crown, Edco, Wyco, Bomag, Laymor, EZ Trench, Bil-Jax, F.S. Curtis, Gehl Pavers, Heli, Honda, ICS/PowerGrit, IHI, Partner, Imer, Clipper, MMD, Koshin, Rice, CH&E, General Equipment ,Amida, Coleman, NAC, Gradall, Square Shooter, Kent, Stanley, Tamco, Toku, Hatz, Kohler, Robin, Wisconsin, Northrock, Oztec, Toker TK, Rol-Air, APT, Wylie, Ingersoll Rand / Doosan, Innovatech, Con X, Ammann, Mecalac, Makinex, Smith Surface Prep, Small Line, Wanco, Yanmar

SECTION 10 - ELECTRICAL

FIGURE 10-43. CAB WORKLIGHTS INSTALLATION (NO A/C)





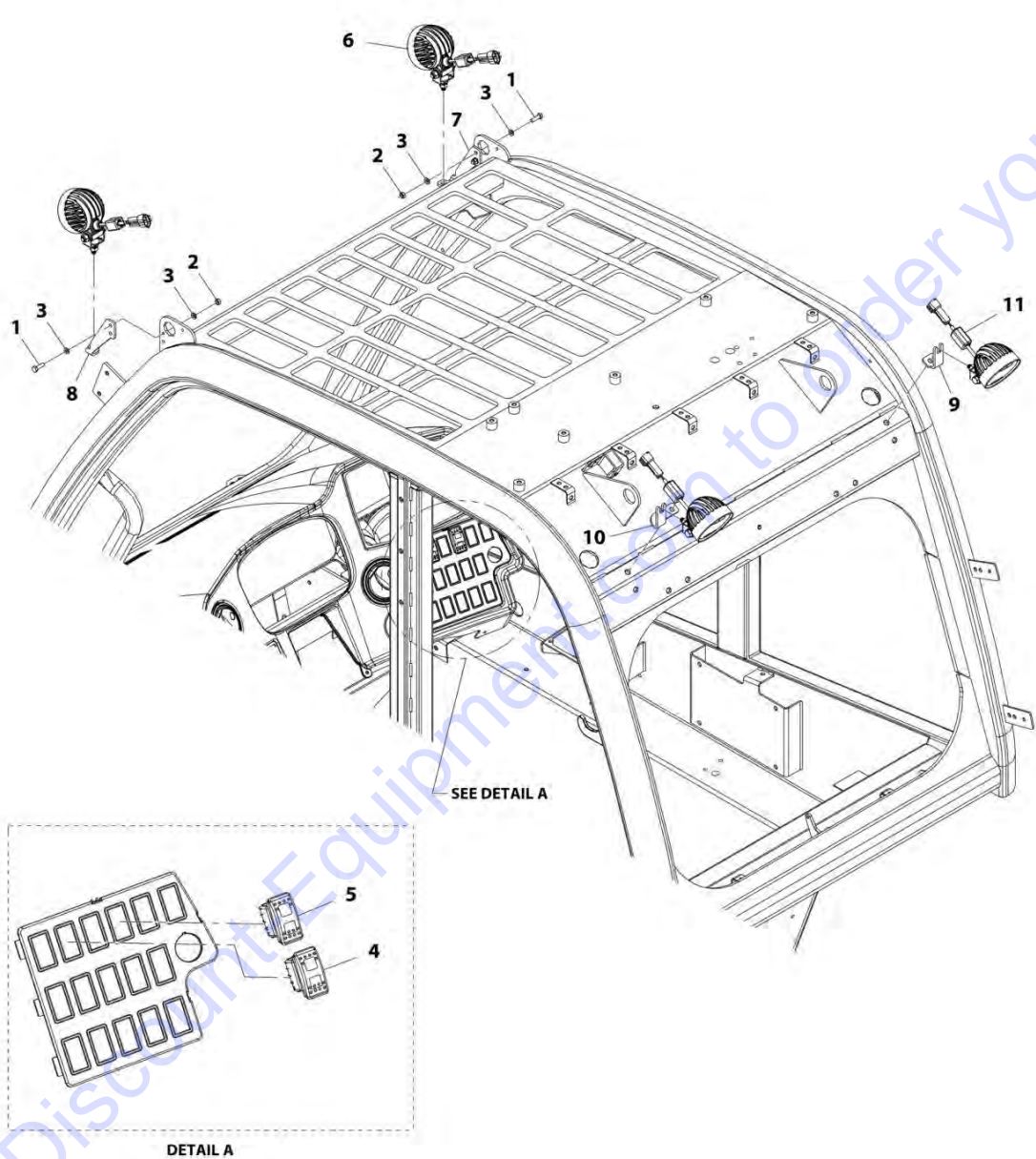
## SECTION 10 - ELECTRICAL

**FIGURE 10-43. CAB WORKLIGHTS INSTALLATION (NO A/C)**

ITEM	PART NUMBER	QTY	DESCRIPTION	REV
	1001167822	Ref	Cab Worklights Installation (No A/C)	F
1	1001186567	1	Bracket, Work Light LH	
2	1001186565	1	Bracket, Work Light RH	
4	2920206	4	Worklight	
5	0700610	4	Bolt, M6X20	
6	4811700	8	Washer, M6	
7	0760810	2	Bolt, M8X20	
8	4811900	2	Washer, M8	
9	1001159845	1	Switch, Front Worklights	
10	1001159846	1	Switch, Rear Worklights	
13	1001183888	1	Bracket, Work Light LH	
14	1001183890	1	Bracket, Work Light RH	
15	3290601	4	Nut, M6X1 Grade 8	

SECTION 10 - ELECTRICAL

FIGURE 10-44. CAB WORKLIGHTS INSTALLATION (NO A/C - LED)



ART\_1001200538-C

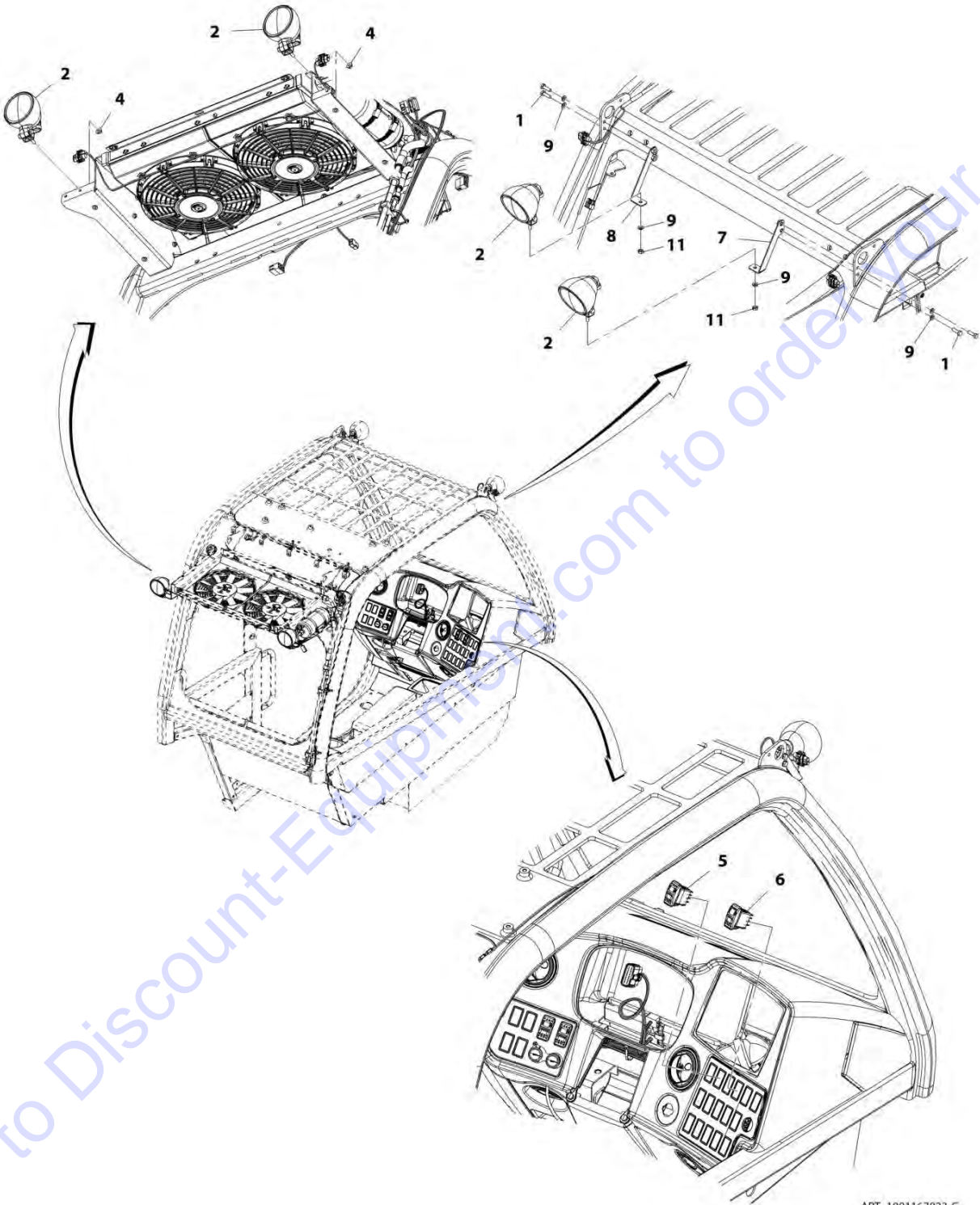
## SECTION 10 - ELECTRICAL

**FIGURE 10-44. CAB WORKLIGHTS INSTALLATION (NO A/C - LED)**

ITEM	PART NUMBER	QTY	DESCRIPTION	REV
	1001200538	Ref	Cab Worklights Installation (No A/C - LED)	C
1	0700610	4	Bolt, M6X20	
2	3290601	4	Nut, M6X1	
3	4811700	8	Washer, M6	
4	1001159845	1	Switch, Front Worklights	
5	1001159846	1	Switch, Rear Worklights	
6	1001203640	4	Lamp, LED Work Light	
7	1001204444	1	Support, LED Work Light RH	
8	1001204445	1	Support, LED Work Light LH	
9	1001204528	1	Support, LED Work Light RH	
10	1001204530	1	Support, LED Work Light LH	
11	1001228989	4	Harness, Ferrite	

SECTION 10 - ELECTRICAL

FIGURE 10-45. CAB WORKLIGHTS INSTALLATION (A/C)



## SECTION 10 - ELECTRICAL

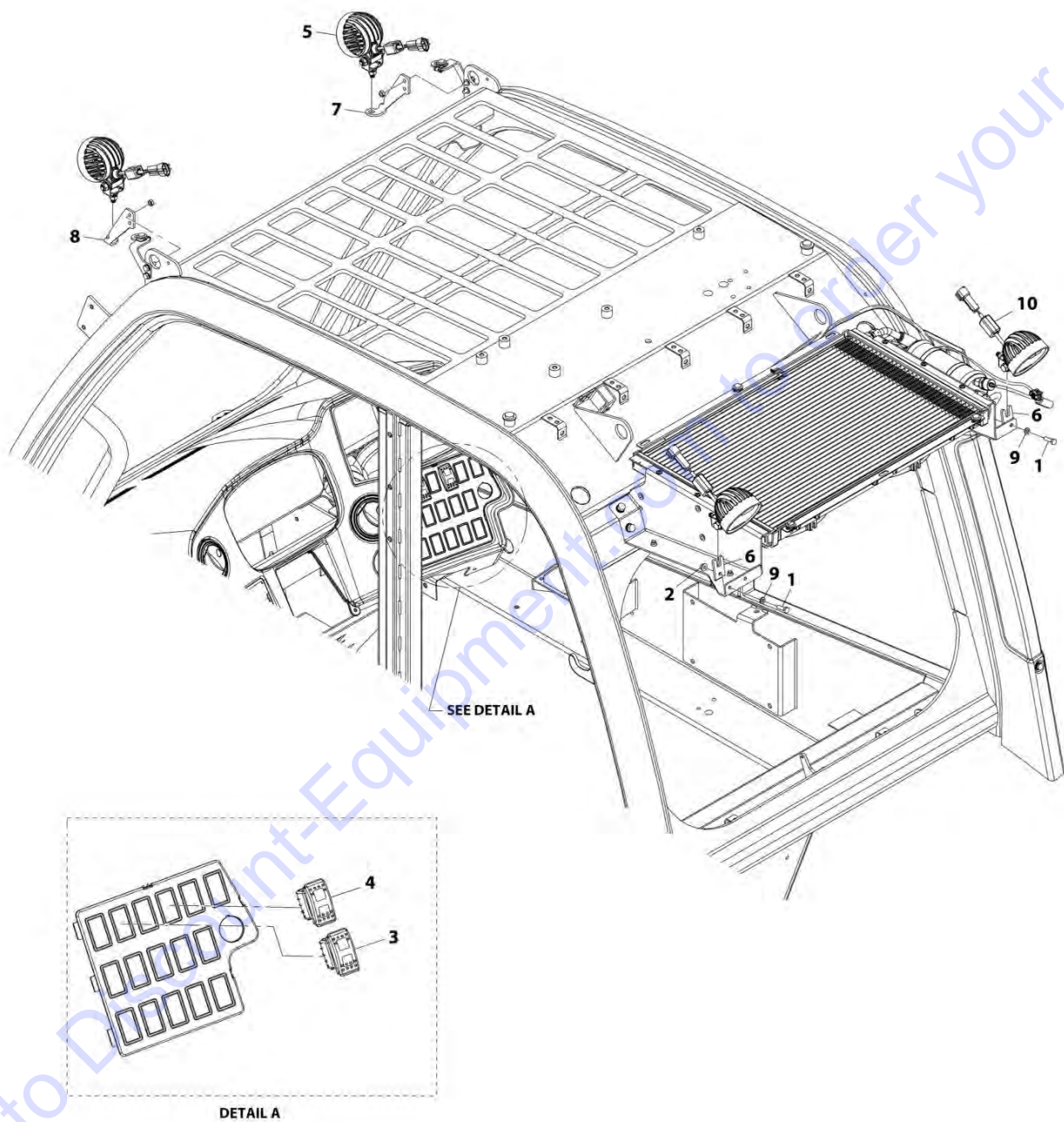
**FIGURE 10-45. CAB WORKLIGHTS INSTALLATION (A/C)**

ITEM	PART NUMBER	QTY	DESCRIPTION	REV
	1001167823	Ref	Cab Worklights Installation (A/C)	G
1	0700610	4	Bolt, M6X20	
2	2920206	4	Worklight	
4	5220600	2	Nut, M6	
5	1001159845	1	Switch, Front Worklights	
6	1001159846	1	Switch, Rear Worklights	
7	1001186567	1	Bracket, Work Light LH	
8	1001186565	1	Bracket, Work Light RH	
9	4811700	6	Washer, M6	
11	3290601	2	Nut, M6X1 Grade 8	



SECTION 10 - ELECTRICAL

FIGURE 10-46. CAB WORKLIGHTS INSTALLATION (A/C - LED)



ART\_1001200539-C

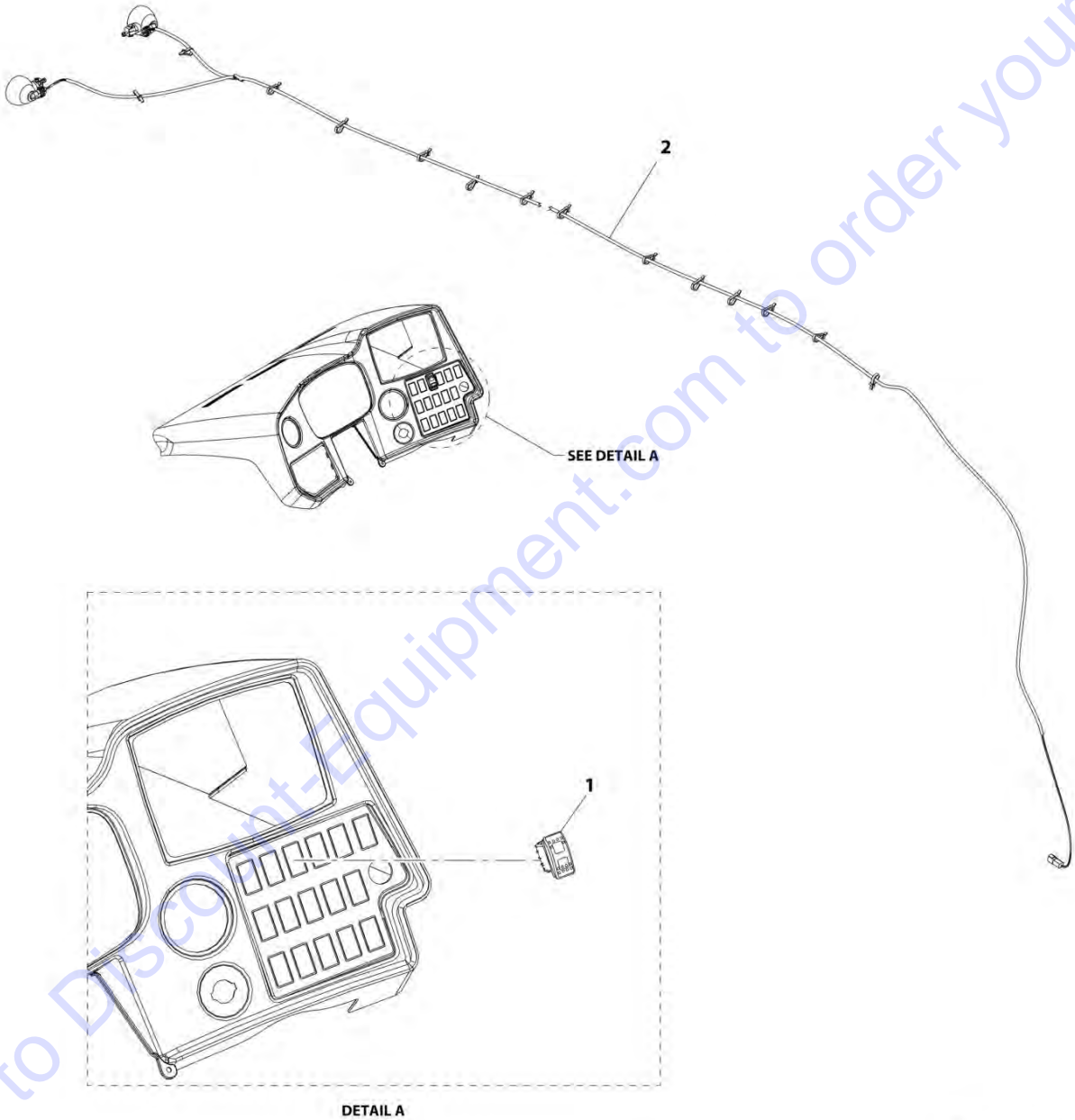
## SECTION 10 - ELECTRICAL

**FIGURE 10-46. CAB WORKLIGHTS INSTALLATION (A/C - LED)**

ITEM	PART NUMBER	QTY	DESCRIPTION	REV
	1001200539	Ref	Cab Worklights Installation (A/C - LED)	C
1	0700610	2	Bolt, M6X20	
2	5220600	2	Nut, M6	
3	1001159845	1	Switch, Front Worklights	
4	1001159846	1	Switch, Rear Worklights	
5	1001203640	4	Lamp, LED Work Light	
6	1001204060	2	Bracket	
7	1001204444	1	Support, LED Work Light RH	
8	1001204445	1	Support, LED Work Light LH	
9	4811700	2	Washer, M6	
10	1001228989	4	Harness, Ferrite	

SECTION 10 - ELECTRICAL

FIGURE 10-47. BOOM WORK LIGHTS INSTALLATION



ART\_1001182083-C



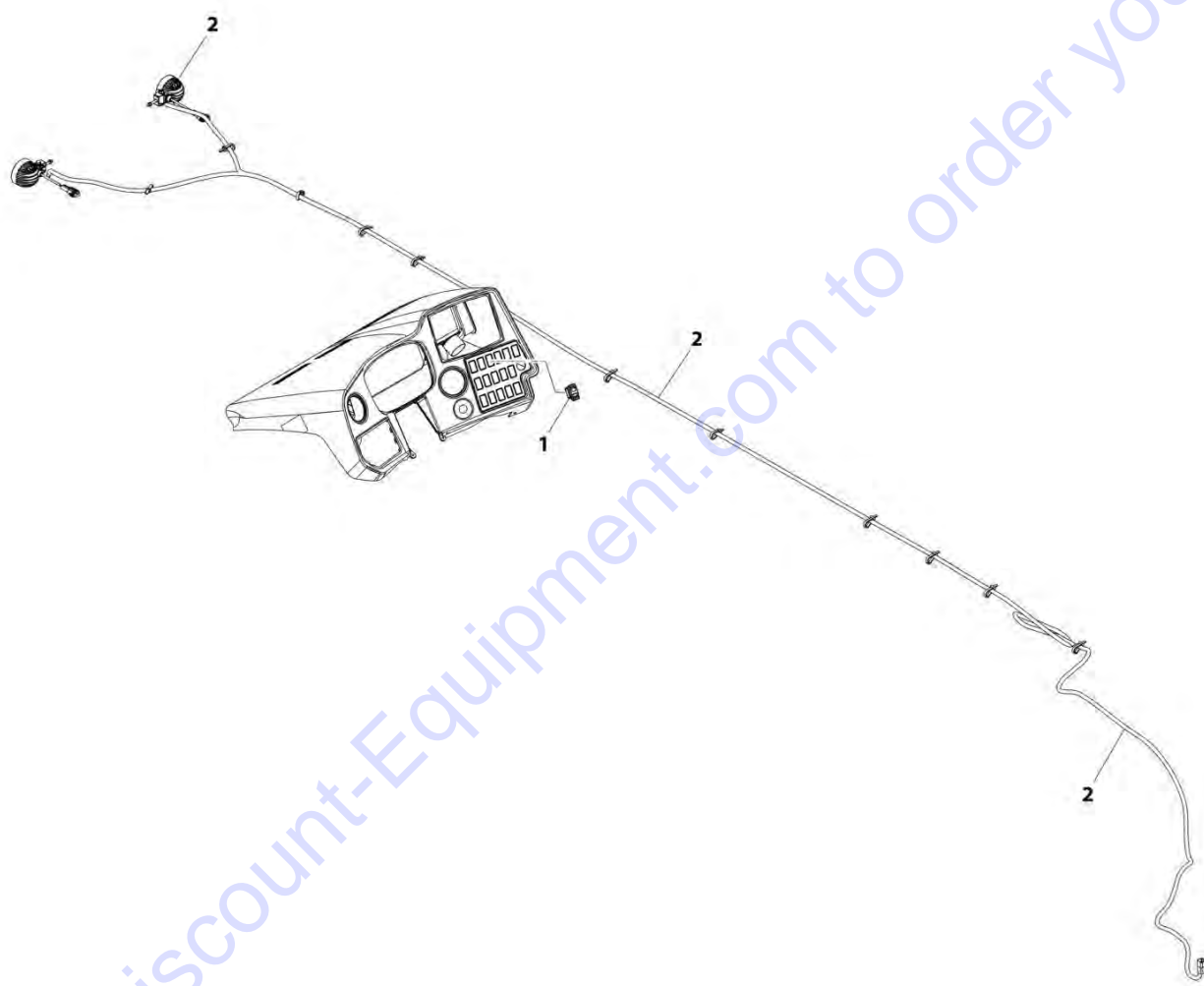
## SECTION 10 - ELECTRICAL

**FIGURE 10-47. BOOM WORK LIGHTS INSTALLATION**

ITEM	PART NUMBER	QTY	DESCRIPTION	REV
1	1001182083	Ref	Boom Work Lights Installation	C
	1001159739	1	Switch, Driving Lights	
2	1001174932	Ref	Installation, Boom Work Lights (See Separate Breakdown in this Section)	

SECTION 10 - ELECTRICAL

FIGURE 10-48. BOOM WORK LIGHTS INSTALLATION (LED)



ART\_1001230599-A

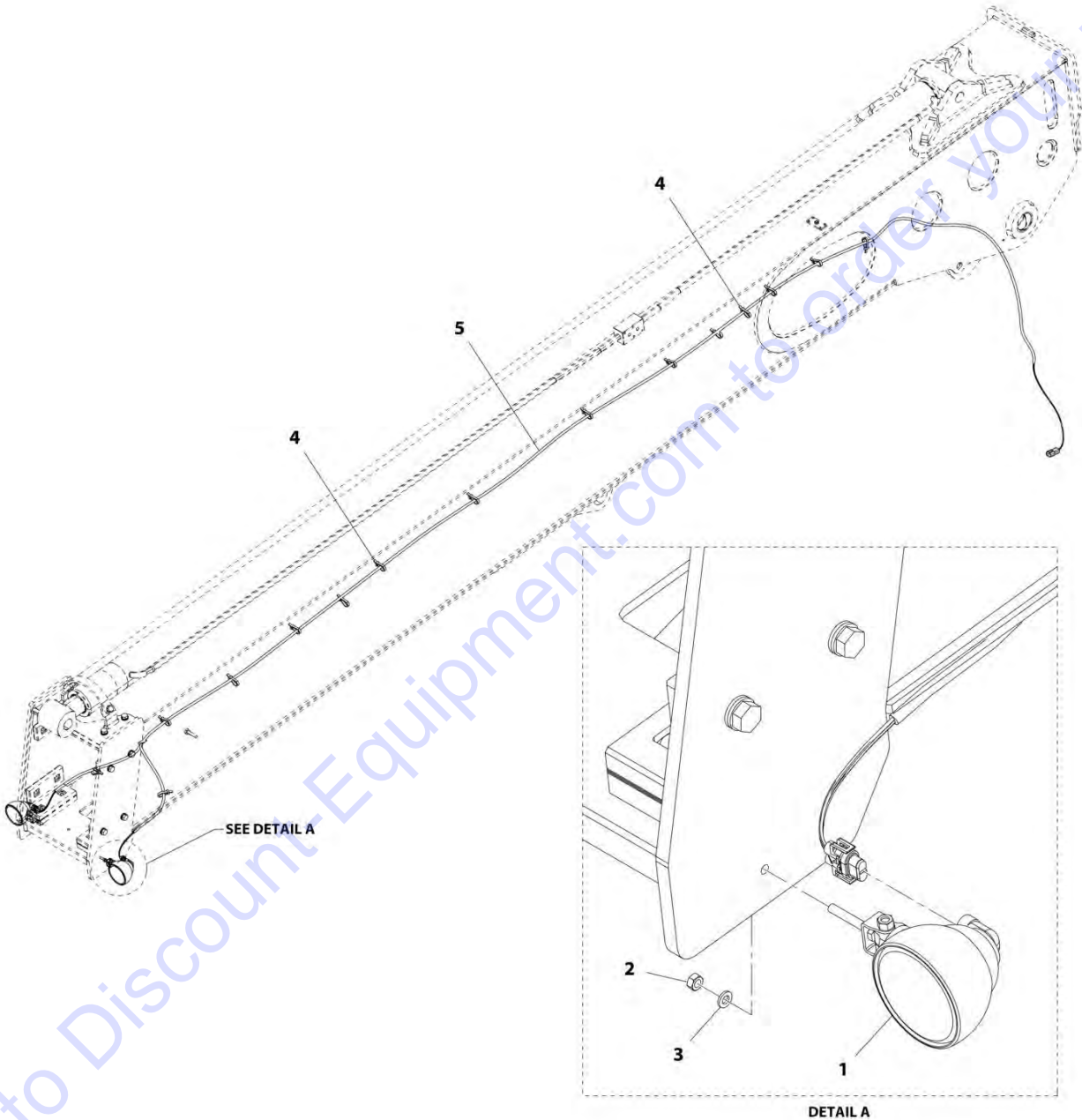
## SECTION 10 - ELECTRICAL

**FIGURE 10-48. BOOM WORK LIGHTS INSTALLATION (LED)**

ITEM	PART NUMBER	QTY	DESCRIPTION	REV
	1001230599	Ref	Boom Work Lights Installation	A
1	1001159739	1	Switch, Boom Work Lights	
2	1001230623	1	Installation, Boom LED Work Lights, (See Separate Breakdown in this Section)	

SECTION 10 - ELECTRICAL

FIGURE 10-49. BOOM LIGHTS INSTALLATION



ART\_1001174932-E

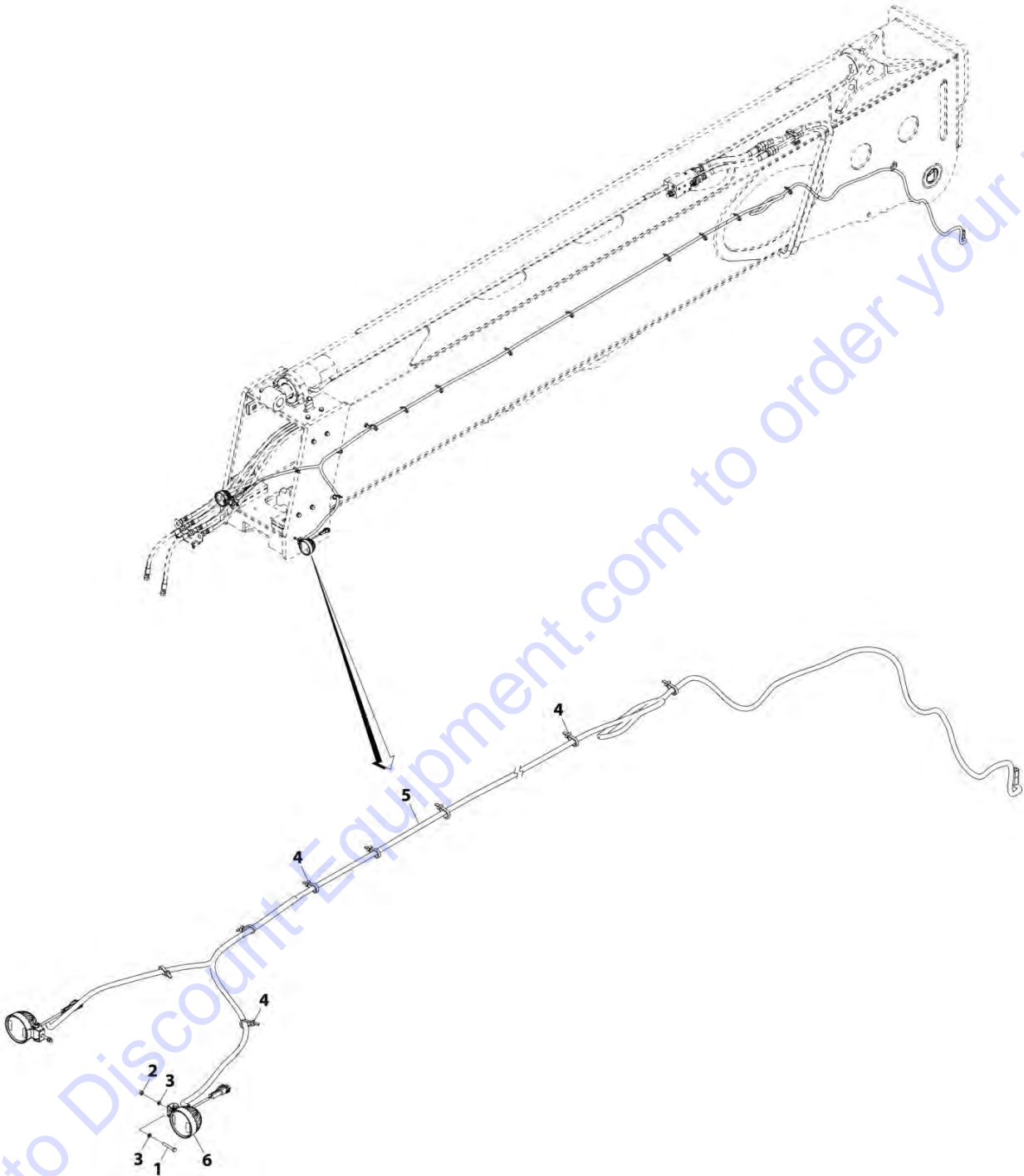
## SECTION 10 - ELECTRICAL

**FIGURE 10-49. BOOM LIGHTS INSTALLATION**

ITEM	PART NUMBER	QTY	DESCRIPTION	REV
	1001174932	Ref	Boom Lights Installation	E
1	1001207287	2	Worklight	
2	3290601	2	Nut, M6X1	
3	4811700	2	Washer, M6	
4	1001008923	AR	Strap, Tie	
5	1001167608	1	Harness, Boom Worklight (See Separate Breakdown in this Section)	

SECTION 10 - ELECTRICAL

FIGURE 10-50. BOOM LED LIGHTS INSTALLATION



ART\_1001230623-A

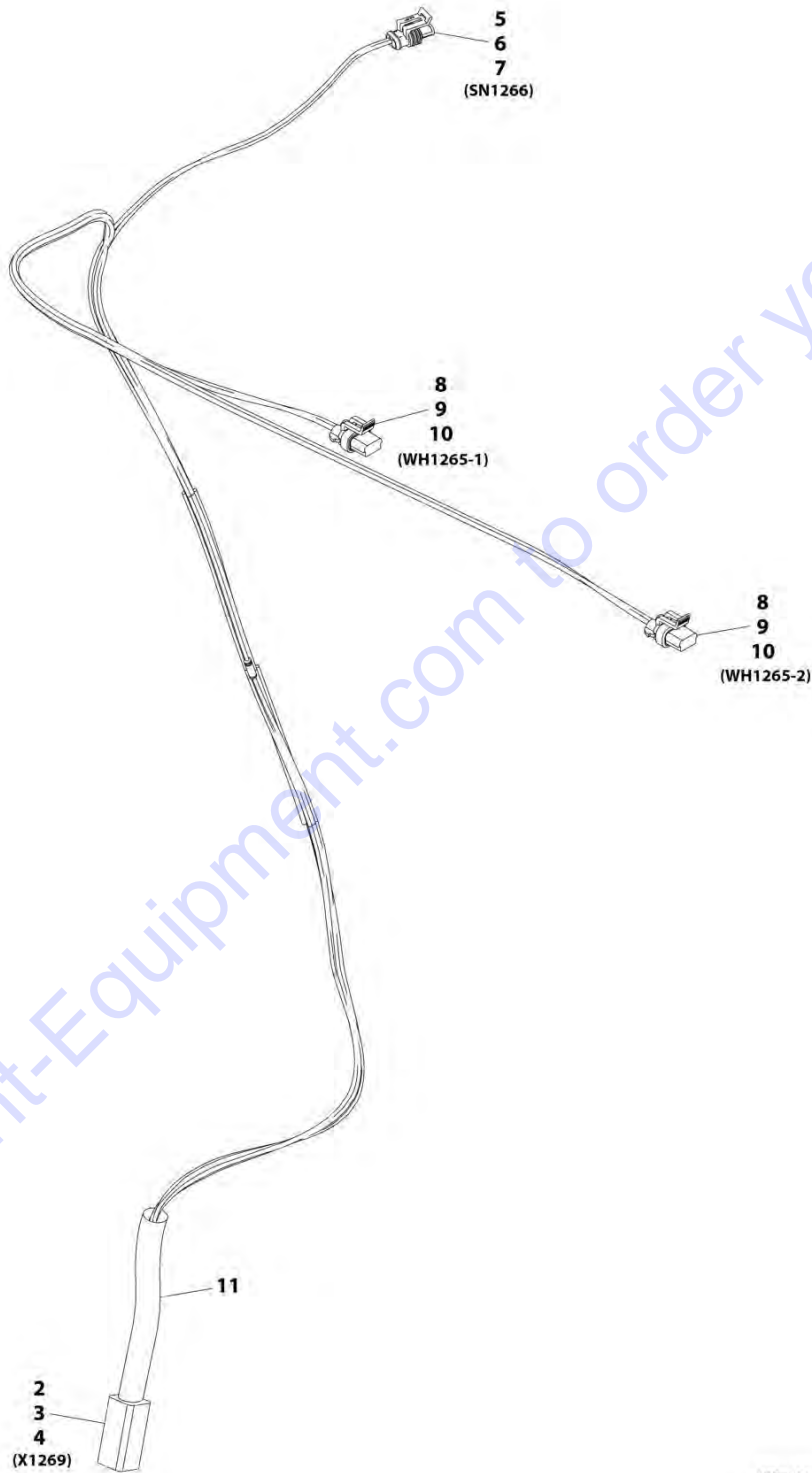
## SECTION 10 - ELECTRICAL

**FIGURE 10-50. BOOM LED LIGHTS INSTALLATION**

ITEM	PART NUMBER	QTY	DESCRIPTION	REV
	1001230623	Ref	Boom LED Lights Installation	A
1	0700616	2	Bolt, M6X40	
2	3290601	2	Nut, M6X1	
3	4811700	4	Washer, M6	
4	1001008923	AR	Strap, Cable	
5	1001167608	1	Harness, Boom Worklights (See Separate Breakdown in this Section)	
6	1001203640	2	Lamp, LED Work light	

SECTION 10 - ELECTRICAL

FIGURE 10-51. A/C OPTION HARNESS



ART\_1001169151-E



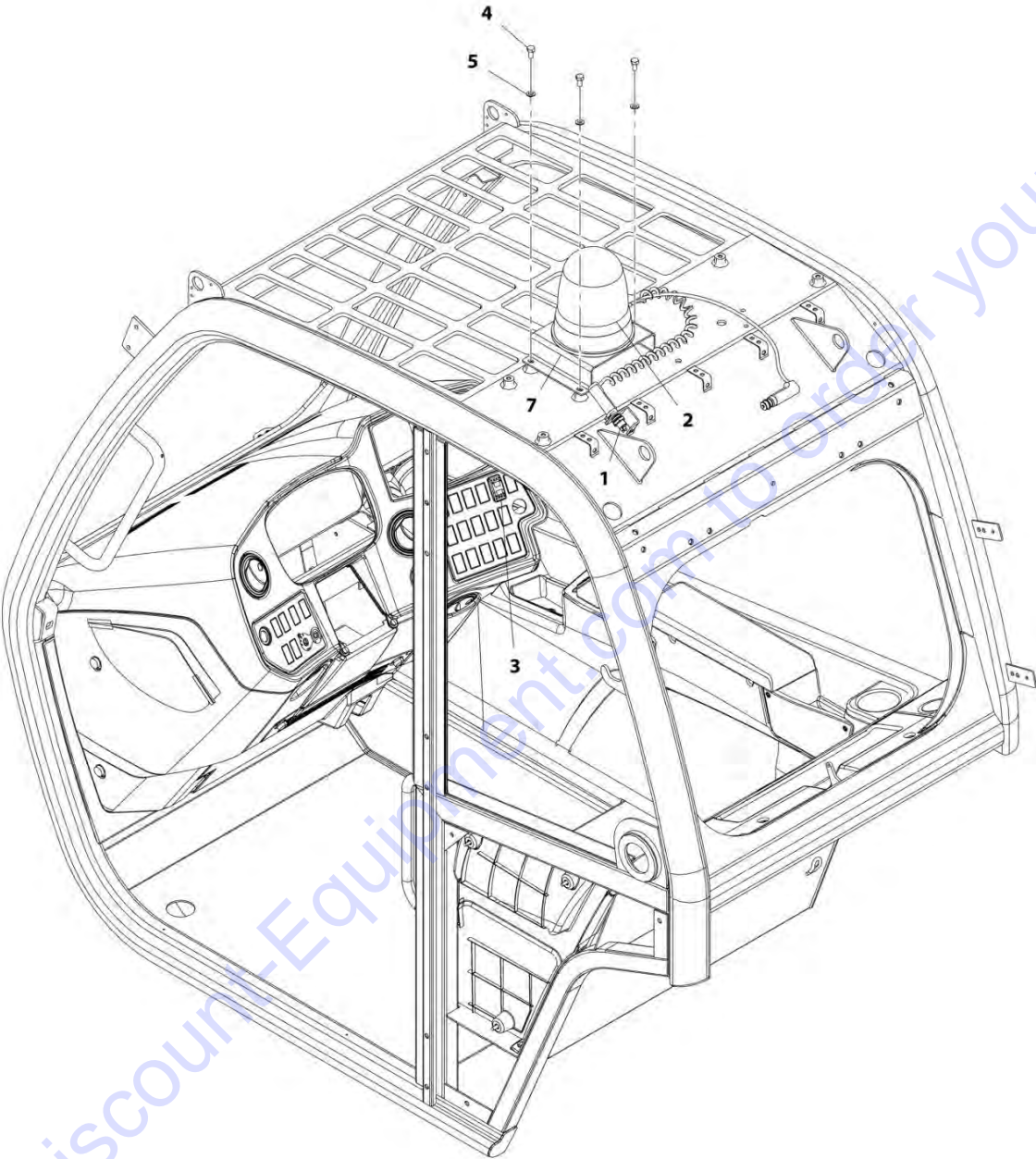
## SECTION 10 - ELECTRICAL

**FIGURE 10-51. A/C OPTION HARNESS**

ITEM	PART NUMBER	QTY	DESCRIPTION	REV
	1001169151	Ref	A/C Option Harness	E
2	4460899	1	Connector	
3	4460941	4	Terminal	
4	4460464	2	Terminal	
5	4461118	1	Connector	
6	1001107854	2	Terminal	
7	1001116763	2	Seal	
8	1001117021	2	Connector	
9	1001116747	4	Terminal	
10	4460789	4	Seal	
11	70028546	1	Backshell	

SECTION 10 - ELECTRICAL

FIGURE 10-52. BEACON INSTALLATION



ART\_1001171162-E

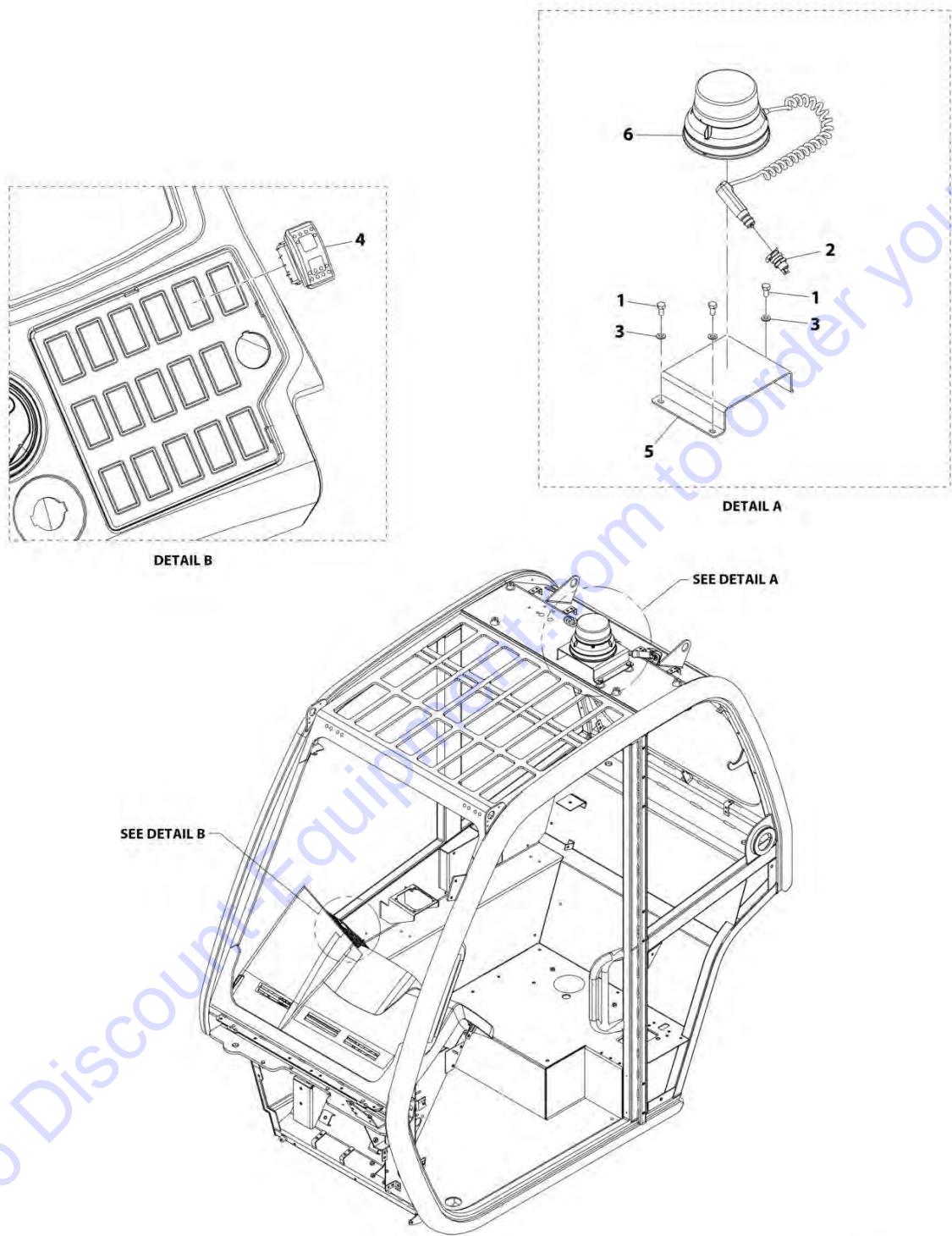
## SECTION 10 - ELECTRICAL

**FIGURE 10-52. BEACON INSTALLATION**

ITEM	PART NUMBER	QTY	DESCRIPTION	REV
	1001171162	Ref	Beacon Installation	E
1	4461174	1	Terminal	
2	1001091573	NLA	Light, Warning, (no longer available, use 1001217623 for replacement)	
2	1001217623	1	Light, Warning	
3	1001159738	1	Switch	
4	0760808	3	Bolt, M8X16	
5	4811900	3	Washer, M8	
7	1001174796	1	Bracket	

SECTION 10 - ELECTRICAL

FIGURE 10-53. BEACON INSTALLATION (LED)



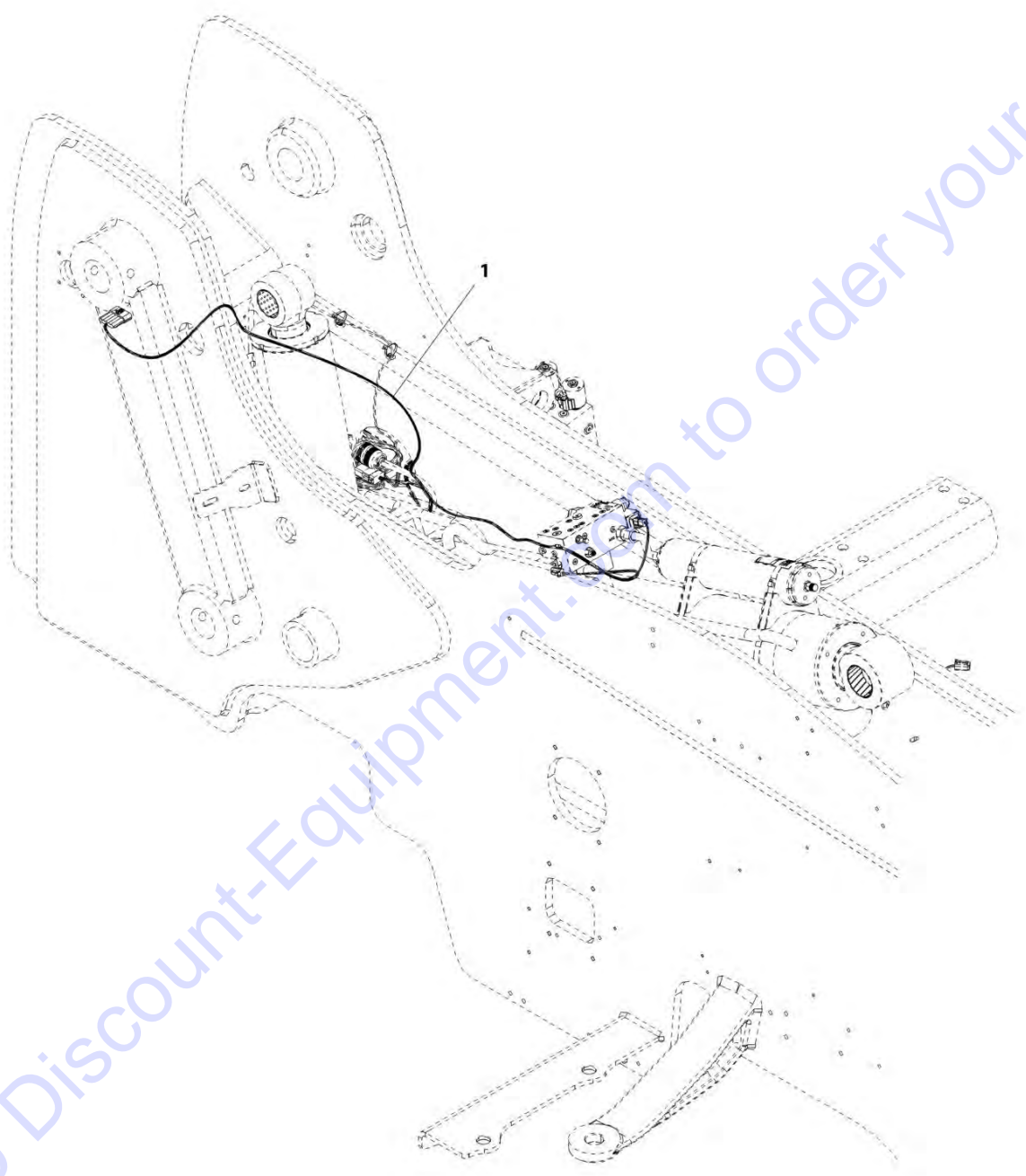
## SECTION 10 - ELECTRICAL

**FIGURE 10-53. BEACON INSTALLATION (LED)**

ITEM	PART NUMBER	QTY	DESCRIPTION	REV
	1001195883	Ref	Beacon Installation (LED)	A
1	0760808	3	Bolt, M8X16	
2	4461174	1	Terminal	
3	4811900	3	Washer, M8	
4	1001159738	1	Switch	
5	1001174796	1	Bracket	
6	1001198893	1	Light, Beacon (LED)	

SECTION 10 - ELECTRICAL

FIGURE 10-54. RIDE CONTROL CB VALVE HARNESS INSTALLATION (LIFT)



ART\_1001175677-A

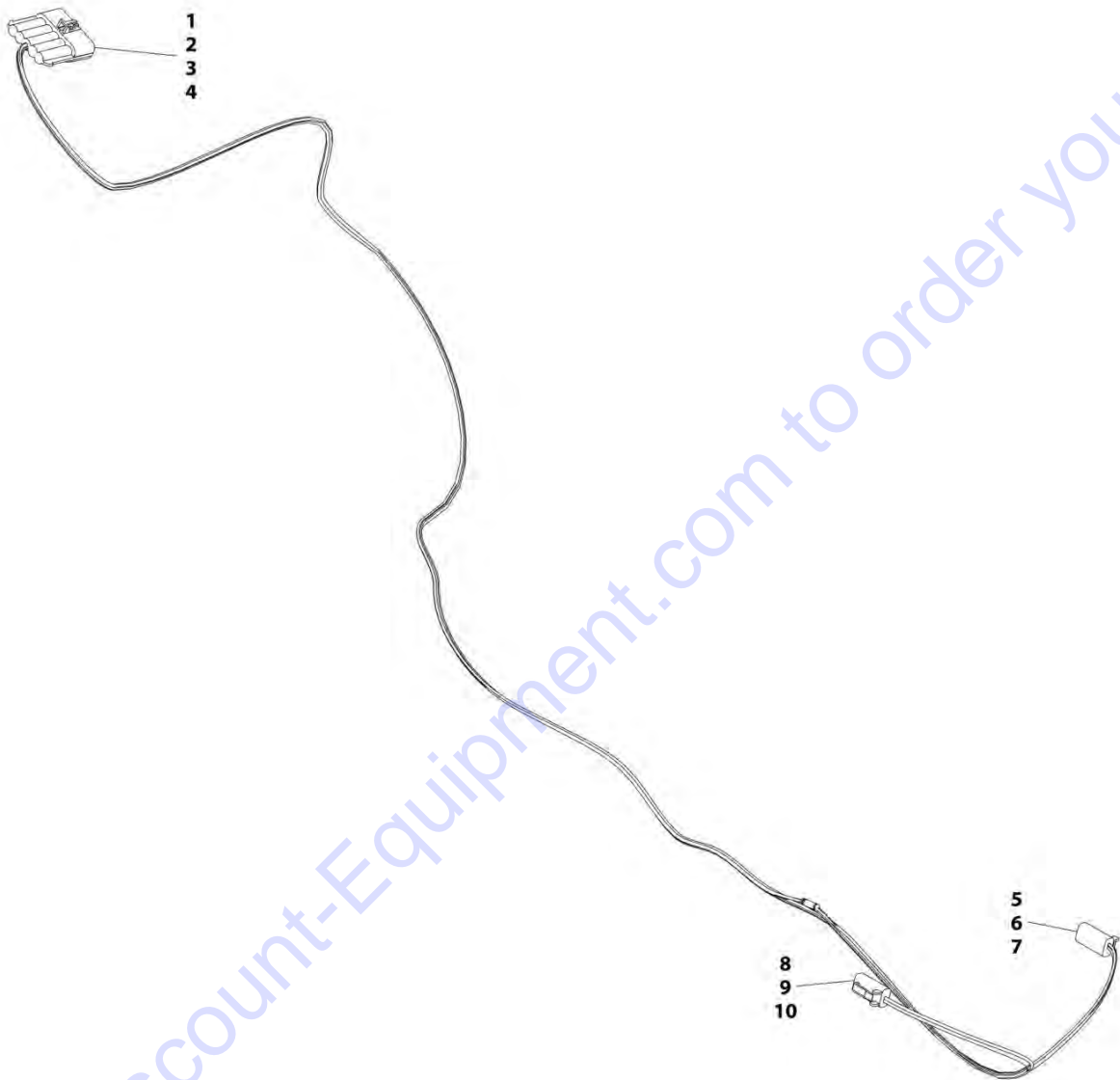
## SECTION 10 - ELECTRICAL

**FIGURE 10-54. RIDE CONTROL CB VALVE HARNESS INSTALLATION (LIFT)**

ITEM	PART NUMBER	QTY	DESCRIPTION	REV
1	1001175677 1001173527	Ref 1	Ride Control CB Valve Harness Installation Harness, Ride Control CB Valve (See RIDE CONTROL CB VALVE HARNESS for Breakdown)	A

SECTION 10 - ELECTRICAL

FIGURE 10-55. RIDE CONTROL CB VALVE HARNESS (LIFT)



ART\_1001173527-B



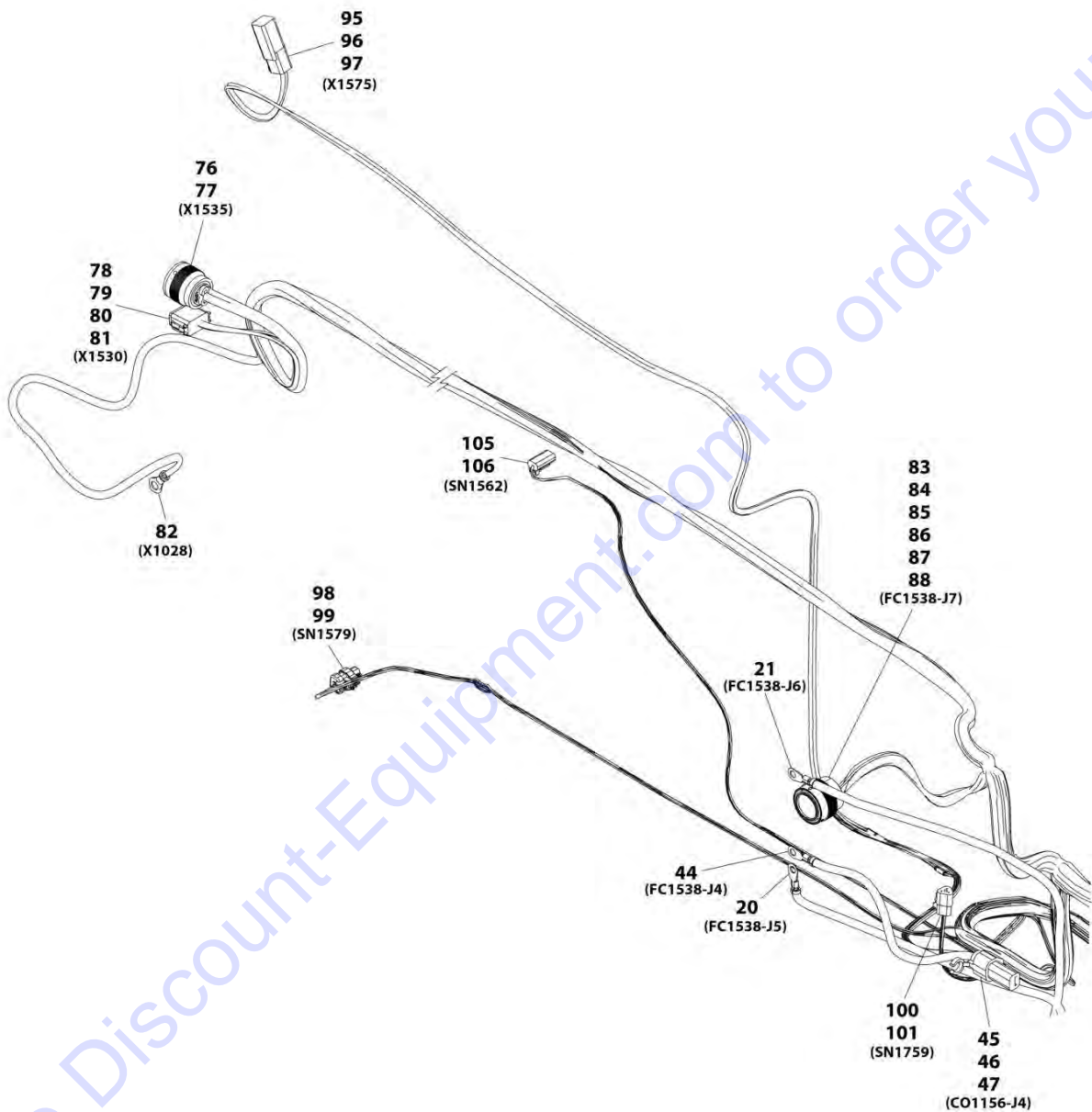
## SECTION 10 - ELECTRICAL

**FIGURE 10-55. RIDE CONTROL CB VALVE HARNESS (LIFT)**

ITEM	PART NUMBER	QTY	DESCRIPTION	REV
	1001173527	Ref	Ride Control CB Valve Harness	B
1	1001121727	1	Connector	
2	1001166727	2	Plug	
3	1001116745	2	Terminal	
4	1001116729	1	Terminal	
5	4460891	1	Connector	
6	4460465	2	Terminal	
7	80604018	1	Lock, Secondary	
8	4460891	1	Connector	
9	4460465	2	Terminal	
10	80604018	1	Lock, Secondary	

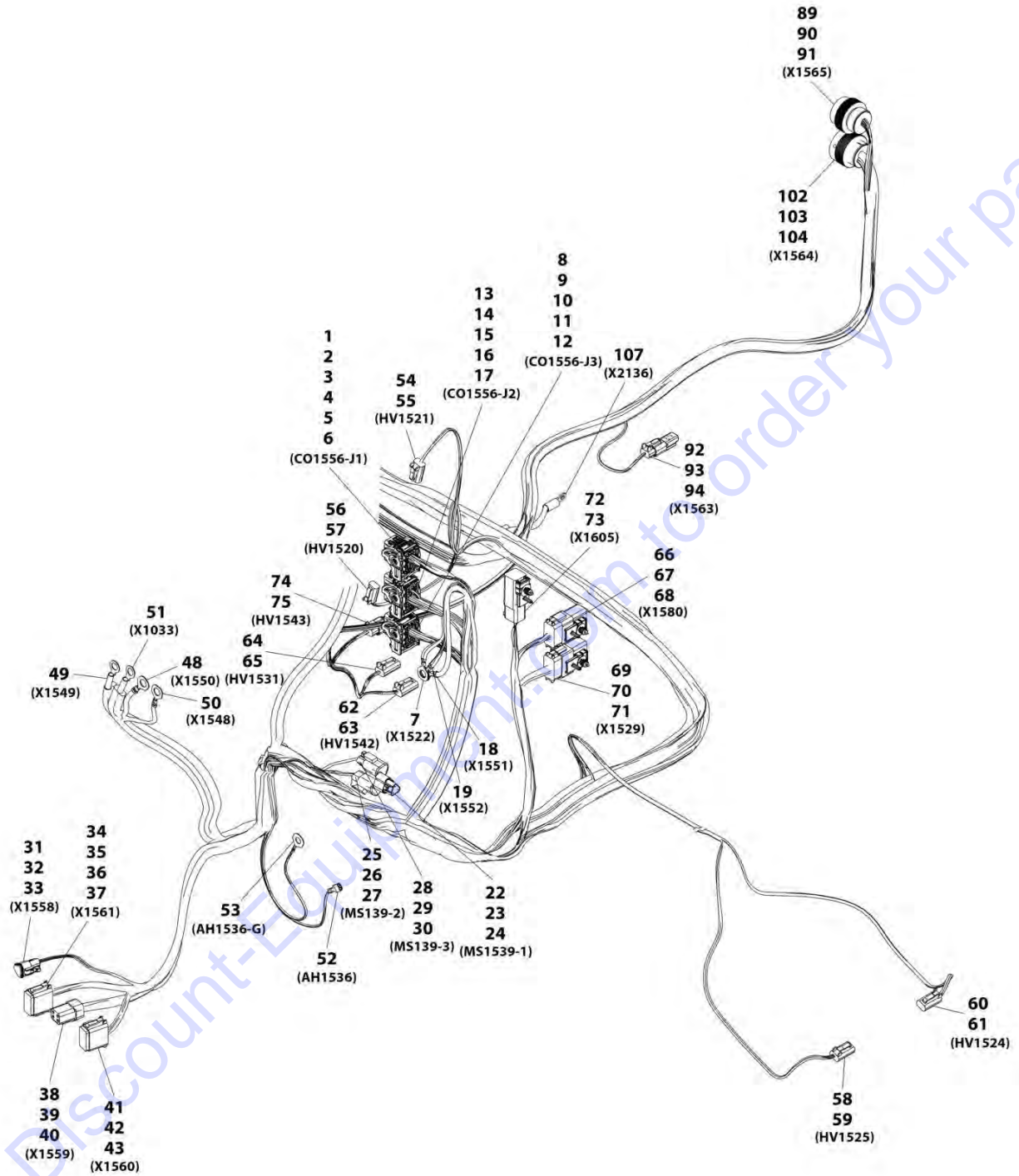
SECTION 10 - ELECTRICAL

FIGURE 10-56. FRONT FRAME HARNESS



ART\_1001221728\_1-B

## SECTION 10 - ELECTRICAL



ART\_1001221728\_2-B

## SECTION 10 - ELECTRICAL

FIGURE 10-56. FRONT FRAME HARNESS

ITEM	PART NUMBER	QTY	DESCRIPTION	REV
	1001221728	Ref	Front Frame Harness	B
1	1001161963	1	Connector	
2	1001161097	21	Terminal	
3	1001161099	5	Terminal	
4	1001161098	1	Terminal	
5	1001161100	19	Plug	
6	1001161101	2	Plug	
7	1001187079	1	Terminal, Ring	
8	1001160500	1	Connector	
9	1001161097	9	Terminal	
10	1001161099	7	Terminal	
11	1001161100	15	Plug	
12	1001161101	1	Plug	
13	1001161957	1	Connector	
14	1001161097	21	Terminal	
15	1001161099	1	Terminal	
16	1001161100	3	Plug	
17	1001161101	7	Plug	
18	1001187080	1	Terminal, Ring	
19	1001187080	1	Terminal, Ring	
20	1001187075	1	Terminal, Ring	
21	1001187075	1	Terminal, Ring	
22	1001116812	1	Connector	
23	4460944	2	Terminal	
24	4460466	1	Plug	
25	4460539	1	Connector	
26	4460944	2	Terminal	
27	4460466	1	Plug	
28	1001116812	1	Connector	
29	4460944	2	Terminal	
30	4460466	1	Plug	
31	1001116812	1	Connector	
32	4460465	2	Terminal	
33	4460466	1	Plug	
34	4460836	1	Connector	
35	4460942	1	Terminal	
36	4460465	10	Terminal	
37	4460466	1	Plug	
38	1001116810	1	Connector	
39	1001150611	3	Terminal	
40	4460509	1	Terminal	
41	4460933	1	Connector	
42	4460465	8	Terminal	
43	4460466	4	Plug	
44	1001187075	1	Terminal, Ring	
45	1001160509	1	Connector	
46	1001160510	1	Terminal	
47	1001175267	1	Seal	
48	1001187080	1	Terminal, Ring	
49	1001128127	1	Terminal, Ring	

## SECTION 10 - ELECTRICAL

ITEM	PART NUMBER	QTY	DESCRIPTION	REV
50	1001187079	1	Terminal, Ring	
51	1001128127	1	Terminal, Ring	
52	8220051	1	Terminal, Blade	
53	1001211775	1	Terminal, Ring	
54	4460891	1	Connector	
55	4460465	2	Terminal	
56	4460891	1	Connector	
57	4460465	2	Terminal	
58	4460891	1	Connector	
59	4460465	2	Terminal	
60	4460891	1	Connector	
61	4460465	2	Terminal	
62	4460891	1	Connector	
63	4460465	2	Terminal	
64	4460891	1	Connector	
65	4460465	2	Terminal	
66	4460836	1	Connector	
67	4460465	7	Terminal	
68	4460466	5	Plug	
69	4460933	1	Connector	
70	4460942	10	Terminal	
71	4460466	2	Plug	
72	4460894	1	Connector	
73	4460465	6	Terminal	
74	4460891	1	Connector	
75	4460465	2	Terminal	
76	1001165310	1	Connector	
77	91013192	2	Terminal	
78	4460933	1	Connector	
79	4460465	3	Terminal	
80	4460942	2	Terminal	
81	4460466	7	Plug	
82	1001187076	1	Terminal, Ring	
83	1001165309	1	Connector	
84	4460465	7	Terminal	
85	4460942	3	Terminal	
86	4460509	3	Terminal	
87	1001150611	3	Terminal	
88	4460466	3	Plug	
89	4461015	1	Connector	
90	4460465	7	Terminal	
91	4460466	7	Plug	
92	4460891	1	Connector	
93	4460942	1	Terminal	
94	4460466	1	Plug	
95	4460894	1	Connector	
96	4460942	4	Terminal	
97	4460465	2	Terminal	
98	1001116950	1	Connector	
99	4460465	2	Terminal	
100	4460539	1	Connector	

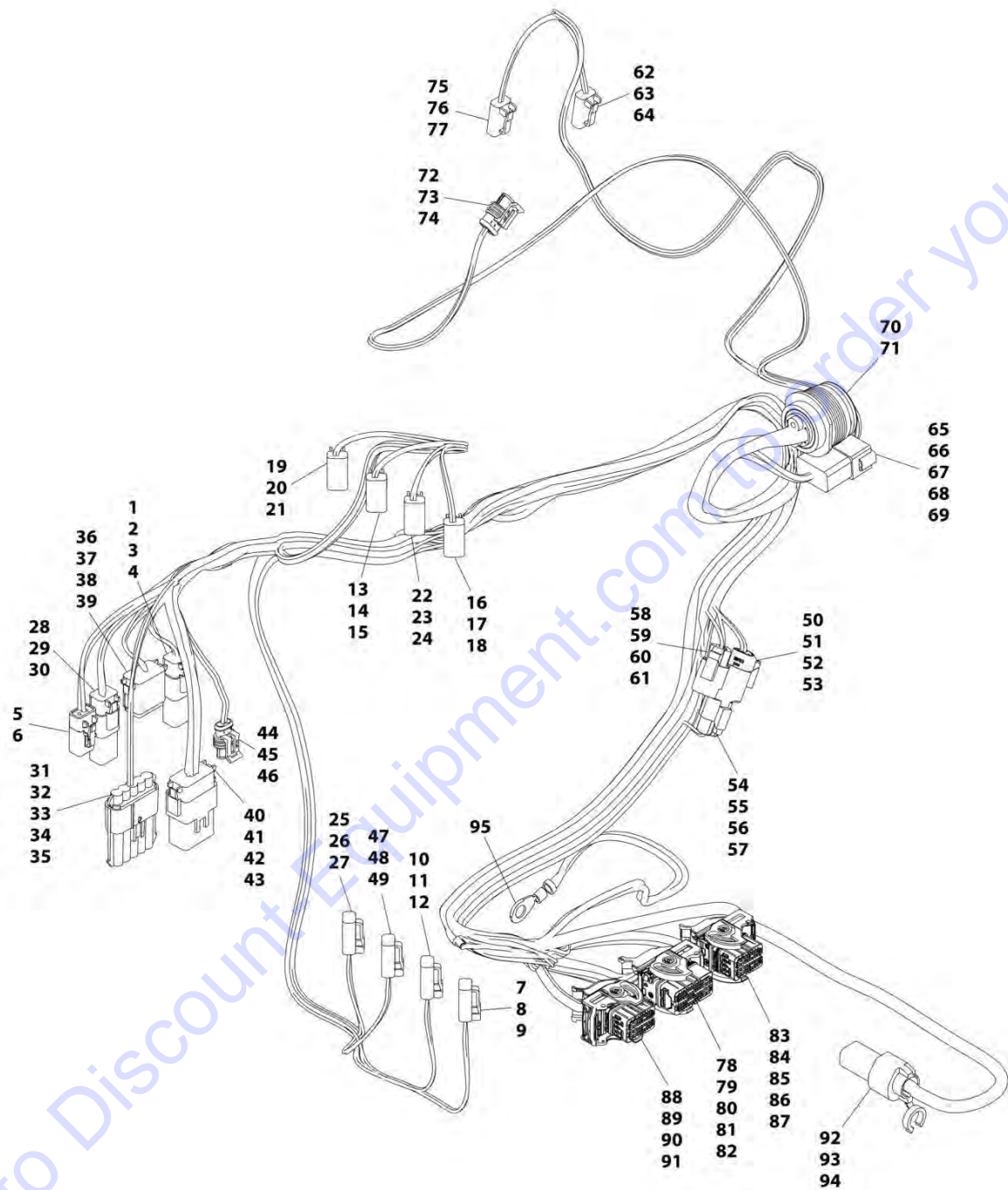
SECTION 10 - ELECTRICAL

ITEM	PART NUMBER	QTY	DESCRIPTION	REV
101	4460465	3	Terminal	
102	1001118323	1	Connector	
103	4460942	4	Terminal	
104	91013192	2	Terminal	
105	4460891	1	Connector	
106	4460465	2	Terminal	
107	8220116	1	Terminal, Ring	



SECTION 10 - ELECTRICAL

FIGURE 10-57. REAR FRAME HARNESS



ART\_1001204352-A



# SECTION 10 - ELECTRICAL

**FIGURE 10-57. REAR FRAME HARNESS**

ITEM	PART NUMBER	QTY	DESCRIPTION	REV
	1001204352	Ref	Rear Frame Harness	A
1	4460884	1	Connector	
2	80604021	1	Lock, Connector	
2	4460465	2	Terminal	
3	4460466	2	Plug	
5	4461018	1	Connector	
6	4460509	2	Terminal	
7	4460891	1	Connector	
8	80604018	1	Lock, Connector	
9	4460465	2	Terminal	
10	4460891	1	Connector	
11	80604018	1	Connector	
12	4460465	2	Terminal	
13	4460891	1	Connector	
14	80604018	1	Lock, Connector	
15	4460465	2	Terminal	
16	4460891	1	Connector	
17	80604018	1	Lock, Connector	
18	4460465	2	Terminal	
19	4460891	1	Connector	
20	80604018	1	Lock, Connector	
21	4460465	2	Terminal	
22	4460891	1	Connector	
23	80604018	1	Lock, Connector	
24	4460465	2	Terminal	
25	4460891	1	Connector	
26	80604018	1	Lock, Connector	
27	4460465	2	Terminal	
28	4460884	1	Connector	
29	4460465	4	Terminal	
30	80604021	1	Lock, Connector	
31	1001121726	1	Connector	
32	1001116728	3	Terminal	
33	1001175265	2	Seal	
34	4460458	1	Seal	
35	1001116727	2	Plug	
36	4460930	1	Connector	
37	8220525	1	Lock, Connector	
38	4460465	2	Terminal	
39	4460466	6	Plug	
40	4460933	1	Connector	
41	80604016	1	Connector, Lock	
42	4460942	10	Terminal	
43	4460466	2	Plug	
44	4461118	1	Connector	
45	1001107854	2	Terminal	
46	1001116763	2	Seal	
47	4460891	1	Connector	
48	80604018	1	Lock, Connector	
49	4460465	2	Terminal	

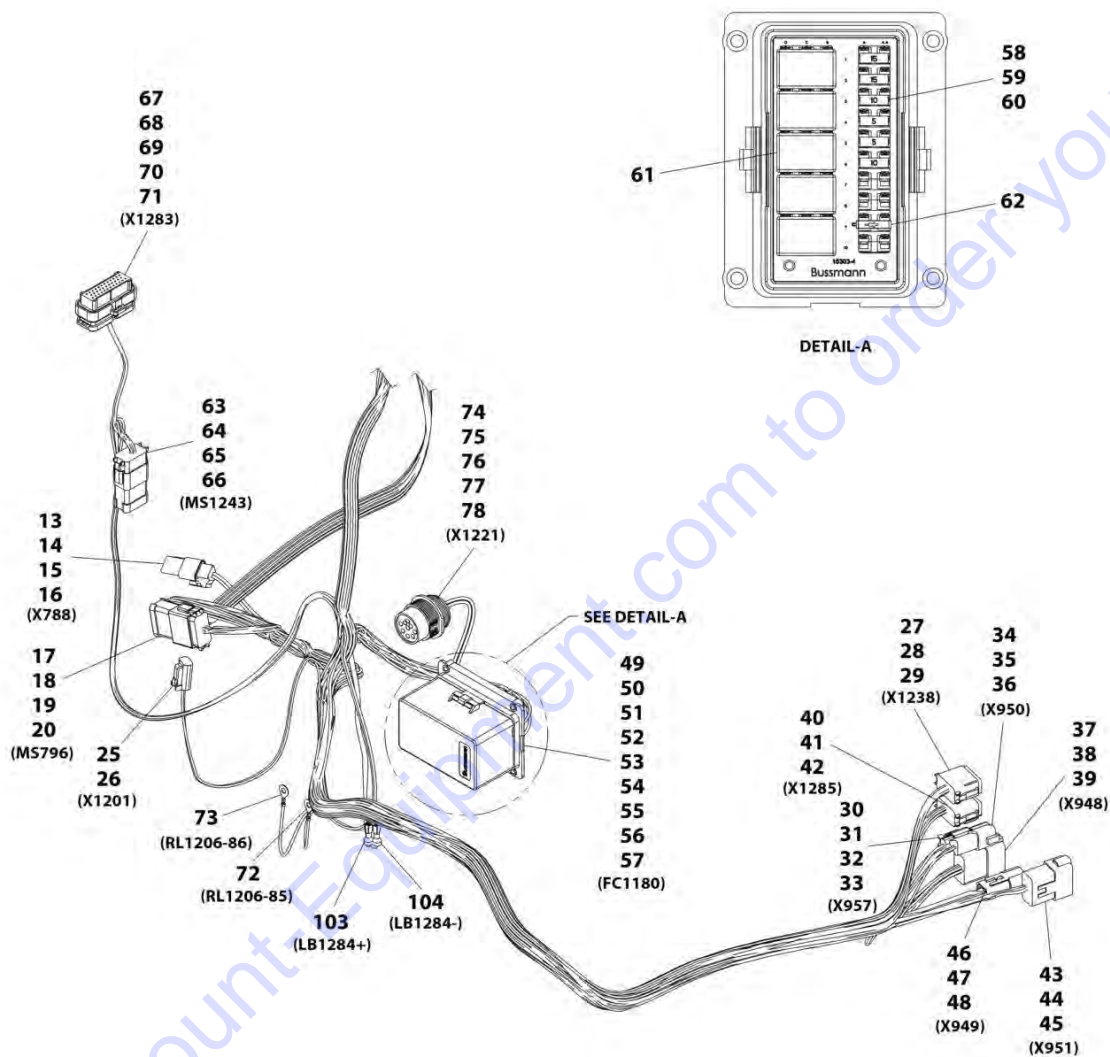
## SECTION 10 - ELECTRICAL

ITEM	PART NUMBER	QTY	DESCRIPTION	REV
50	1001116812	1	Connector	
51	91554019	1	Lock, Connector	
52	4460944	2	Terminal	
53	4460466	1	Plug	
54	1001116812	1	Connector	
55	91554019	1	Lock, Connector	
56	4460944	2	Terminal	
57	4460466	1	Plug	
58	4460539	1	Connector	
59	1001146021	1	Seal	
60	4460944	2	Terminal	
61	4460466	1	Plug	
62	4460891	1	Connector	
63	80604018	1	Lock, Connector	
64	4460465	2	Terminal	
65	4460970	1	Connector	
66	80363179	1	Lock, Connector	
67	4460464	4	Terminal	
68	4460941	1	Terminal	
69	4460466	7	Plug	
70	1001165311	1	Connector	
71	91013191	2	Terminal	
72	4461262	1	Connector	
73	1001107854	3	Terminal	
74	1001104498	3	Seal	
75	4460891	1	Connector	
76	80604018	1	Lock, Connector	
77	4460465	2	Terminal	
78	1001161963	1	Connector	
79	1001161097	21	Terminal	
80	1001161099	5	Terminal	
81	1001161100	19	Plug	
82	1001161101	3	Plug	
83	1001160500	1	Connector	
84	1001161097	2	Terminal	
85	1001161099	7	Terminal	
86	1001161100	22	Plug	
87	1001161101	1	Plug	
88	1001161957	1	Connector	
89	1001161097	7	Terminal	
90	1001161100	17	Plug	
91	1001161101	8	Plug	
92	1001160509	1	Connector	
93	1001160510	1	Terminal	
94	1001175267	1	Seal	
95	1001187076	1	Ring, Terminal	



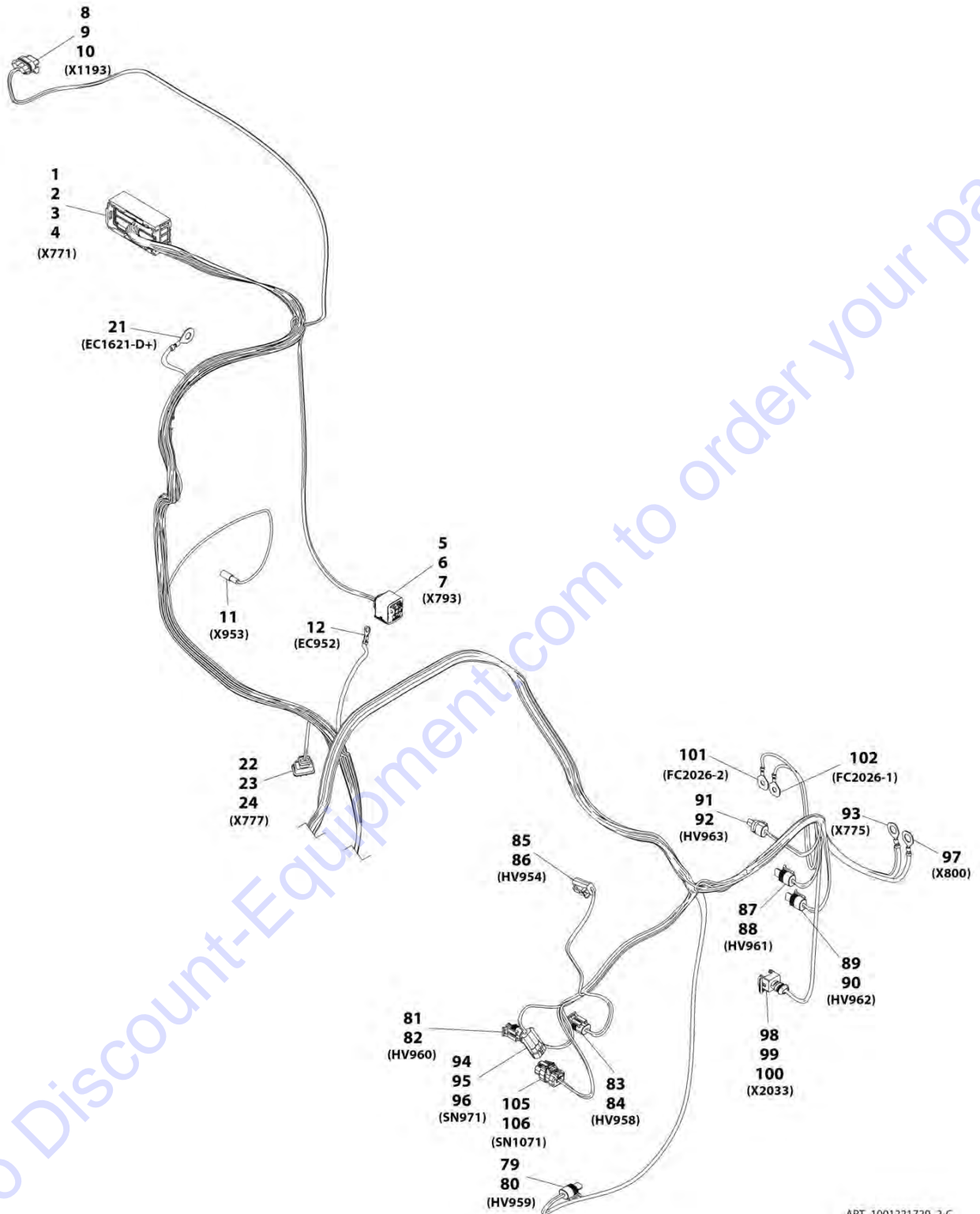
SECTION 10 - ELECTRICAL

FIGURE 10-58. ENGINE HARNESS



ART\_1001221729\_1-C

## SECTION 10 - ELECTRICAL



## SECTION 10 - ELECTRICAL

**FIGURE 10-58. ENGINE HARNESS**

ITEM	PART NUMBER	QTY	DESCRIPTION	REV
	1001221729	NLA	Engine Harness (if equipped for ULS), (no longer available, use 1001235696 for replacement)	C
1	1001167641	1	Connector	
2	1001167648	9	Terminal	
3	1001167649	30	Terminal	
4	1001167650	59	Plug	
5	1001176935	1	Connector	
6	1001166704	4	Terminal	
7	4461006	4	Seal	
8	1001125027	1	Connector	
9	8220124	3	Terminal	
10	4460608	3	Seal	
11	1001117125	1	Terminal, Snap Plug	
12	1001197407	1	Ring, Terminal	
13	4461095	1	Connector	
14	4460944	2	Terminal	
15	4460466	1	Plug	
16	4461070	1	Connector	
17	4460933	1	Connector	
18	4460465	8	Terminal	
19	4460466	4	Plug	
20	1001125677	1	Connector	
21	1001187070	1	Ring, Terminal	
22	1001126487	1	Connector	
23	1001167656	2	Terminal	
24	1001167657	2	Seal	
25	4460891	1	Connector	
26	4460465	2	Terminal	
27	4460934	1	Connector	
28	4460465	10	Terminal	
29	4460466	2	Plug	
30	4460891	1	Connector	
31	4460465	2	Terminal	
32	4460466	2	Plug	
33	4460897	1	Connector	
34	1001144147	1	Connector	
35	4460464	2	Terminal	
36	4460466	1	Plug	
37	4460950	1	Connector	
38	4460464	9	Terminal	
39	4460466	3	Plug	
40	4460935	1	Connector	
41	4460465	11	Terminal	
42	4460466	1	Plug	
43	4460970	1	Connector	
44	4460464	8	Terminal	
45	4460466	4	Plug	
46	1001116811	1	Connector	
47	4460508	3	Terminal	
48	1001150610	1	Terminal	

## SECTION 10 - ELECTRICAL

ITEM	PART NUMBER	QTY	DESCRIPTION	REV
49	1001167616	1	Connector	
50	1001190921	1	Seal, Foam Fuse Box	
51	8220098	3	Terminal	
52	4460789	9	Seal	
53	8220097	29	Terminal	
54	4460458	23	Seal	
55	4460748	11	Plug	
56	1001116725	2	Terminal	
57	80963067	2	Plug	
58	8229244	2	Fuse, 15amp	
59	80983191	2	Fuse, 10amp	
60	8229242	2	Fuse, 5amp	
61	1001205172	5	Relay, 35amp	
62	1001177597	1	Diode, 6amp	
63	4460930	1	Connector	
64	4460465	6	Terminal	
65	4460466	2	Plug	
66	4460984	1	Bussbar	
67	1001125083	1	Connector	
68	1001195782	7	Plug	
69	1001195781	14	Plug	
70	1001125085	2	Terminal	
71	1001125089	1	Terminal	
72	1001187070	1	Ring, Terminal	
73	1001187070	1	Ring, Terminal	
74	1001112612	1	Connector	
75	4469464	4	Terminal	
76	4460466	5	Plug	
77	4460497	1	Nut	
78	4460496	1	Lockwasher	
79	4460955	1	Connector	
80	1001116748	2	Terminal	
81	4460955	1	Connector	
82	1001116748	2	Terminal	
83	4460955	1	Connector	
84	1001116748	2	Terminal	
85	4460891	1	Connector	
86	4460465	2	Terminal	
87	4460955	1	Connector	
88	1001116748	2	Terminal	
89	4460955	1	Connector	
90	1001116748	2	Terminal	
91	4460955	1	Connector	
92	1001116748	2	Terminal	
93	1001187080	1	Ring, Terminal	
94	1001117073	1	Connector	
95	1001116749	2	Terminal	
96	4460608	2	Seal	
97	1001187079	1	Ring, Terminal	
98	1001190322	1	Connector	
99	4461005	2	Terminal	

SECTION 10 - ELECTRICAL

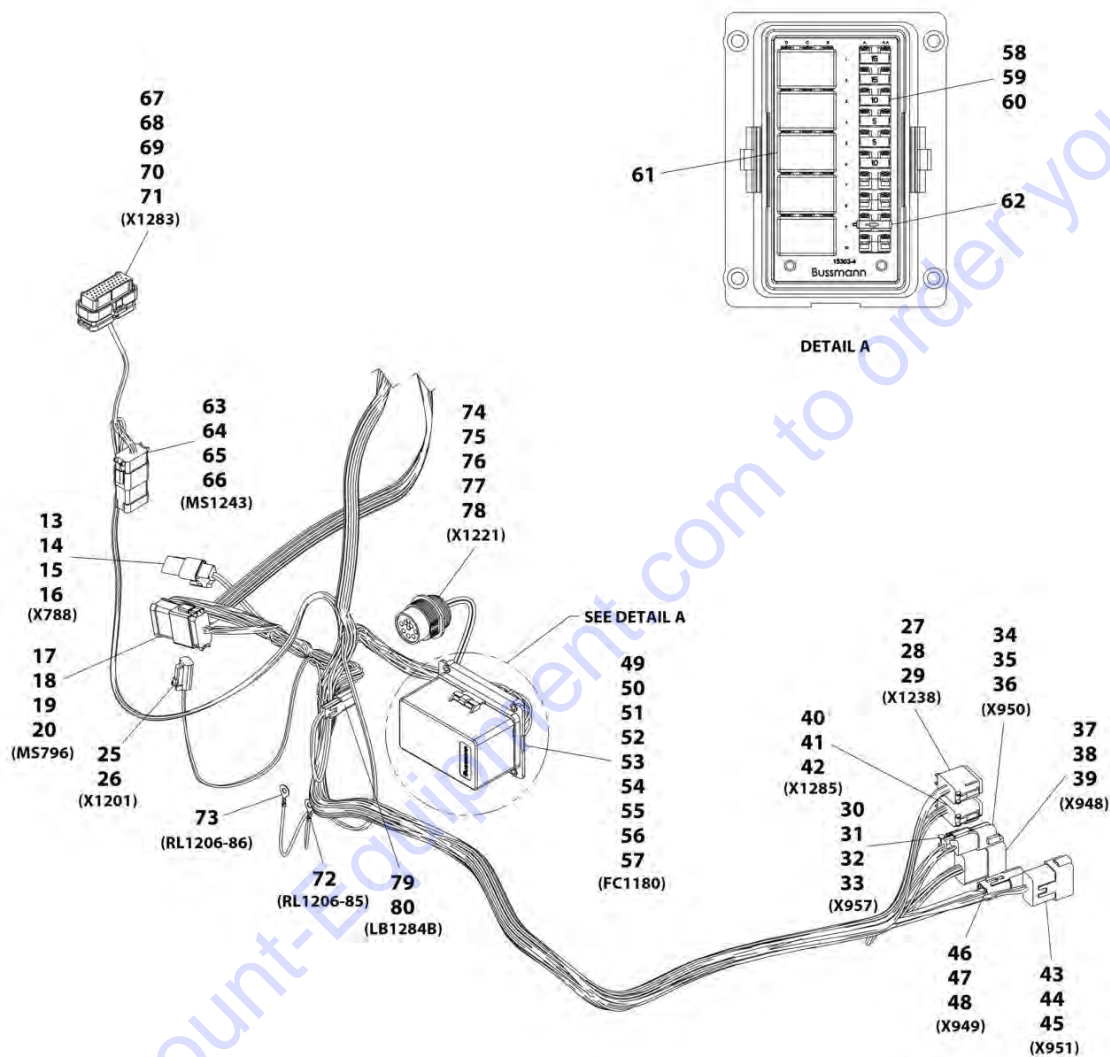
ITEM	PART NUMBER	QTY	DESCRIPTION	REV
100	4461054	2	Seal	
101	1001207171	1	Ring, Terminal	
102	1001207171	1	Ring, Terminal	
103	8220108	1	Connector, Female	
104	8220108	1	Connector, Female	
105	1001116950	1	Connector	
106	4460465	2	Terminal	





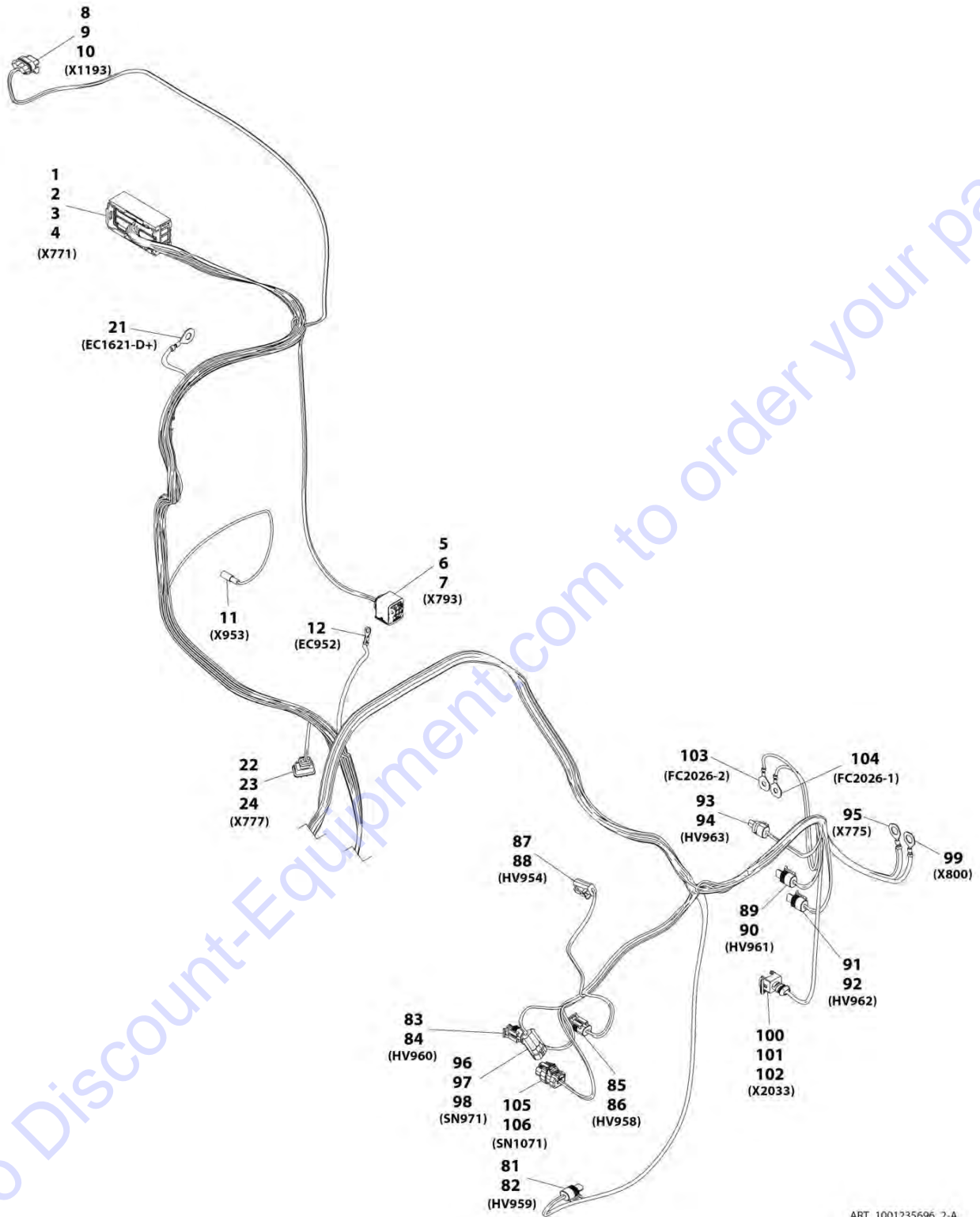
SECTION 10 - ELECTRICAL

FIGURE 10-59. ENGINE HARNESS



ART\_1001235696\_1-A

## SECTION 10 - ELECTRICAL



## SECTION 10 - ELECTRICAL

**FIGURE 10-59. ENGINE HARNESS**

ITEM	PART NUMBER	QTY	DESCRIPTION	REV
	1001235696	Ref	Engine Harness (if equipped for ULS)	A
1	1001167641	1	Connector	
2	1001167648	9	Terminal	
3	1001167649	30	Terminal	
4	1001167650	59	Plug	
5	1001176935	1	Connector	
6	1001166704	4	Terminal	
7	4461006	4	Seal	
8	1001125027	1	Connector	
9	8220124	3	Terminal	
10	4460608	3	Seal	
11	1001117125	1	Terminal, Snap Plug	
12	1001197407	1	Ring, Terminal	
13	4461095	1	Connector	
14	4460944	2	Terminal	
15	4460466	1	Plug	
16	4461070	1	Connector	
17	4460933	1	Connector	
18	4460465	8	Terminal	
19	4460466	4	Plug	
20	1001125677	1	Connector	
21	1001187070	1	Ring, Terminal	
22	1001126487	1	Connector	
23	1001167656	2	Terminal	
24	1001167657	2	Seal	
25	4460891	1	Connector	
26	4460465	2	Terminal	
27	4460934	1	Connector	
28	4460465	10	Terminal	
29	4460466	2	Plug	
30	4460891	1	Connector	
31	4460465	2	Terminal	
32	4460466	2	Plug	
33	4460897	1	Connector	
34	1001144147	1	Connector	
35	4460464	2	Terminal	
36	4460466	1	Plug	
37	4460950	1	Connector	
38	4460464	9	Terminal	
39	4460466	3	Plug	
40	4460935	1	Connector	
41	4460465	11	Terminal	
42	4460466	1	Plug	
43	4460970	1	Connector	
44	4460464	8	Terminal	
45	4460466	4	Plug	
46	1001116811	1	Connector	
47	4460508	3	Terminal	
48	1001150610	1	Terminal	
49	1001167616	1	Connector	

## SECTION 10 - ELECTRICAL

ITEM	PART NUMBER	QTY	DESCRIPTION	REV
50	1001190921	1	Seal, Foam Fuse Box	
51	8220098	3	Terminal	
52	4460789	9	Seal	
53	8220097	29	Terminal	
54	4460458	23	Seal	
55	4460748	11	Plug	
56	1001116725	2	Terminal	
57	80963067	2	Plug	
58	8229244	2	Fuse, 15amp	
59	80983191	2	Fuse, 10amp	
60	8229242	2	Fuse, 5amp	
61	1001205172	5	Relay, 35amp	
62	1001177597	1	Diode, 6amp	
63	4460930	1	Connector	
64	4460465	6	Terminal	
65	4460466	2	Plug	
66	4460984	1	Bussbar	
67	1001125083	1	Connector	
68	1001195782	7	Plug	
69	1001195781	14	Plug	
70	1001125085	2	Terminal	
71	1001125089	1	Terminal	
72	1001187070	1	Ring, Terminal	
73	1001187070	1	Ring, Terminal	
74	1001112612	1	Connector	
75	4469464	4	Terminal	
76	4460466	5	Plug	
77	4460497	1	Nut	
78	4460496	1	Lockwasher	
79	1001153612	1	Connector	
80	1001126011	1	Connector	
81	4460955	1	Connector	
82	1001116748	2	Connector	
83	4460955	1	Connector	
84	1001116748	2	Terminal	
85	4460955	1	Connector	
86	1001116748	2	Terminal	
87	4460891	1	Connector	
88	4460465	2	Terminal	
89	4460955	1	Connector	
90	1001116748	2	Terminal	
91	4460955	1	Connector	
92	1001116748	2	Terminal	
93	4460955	1	Connector	
94	1001116748	2	Terminal	
95	1001187080	1	Ring, Terminal	
96	1001117073	1	Connector	
97	1001116749	2	Terminal	
98	4460608	2	Seal	
99	1001187079	1	Ring, Terminal	
100	1001190322	1	Connector	

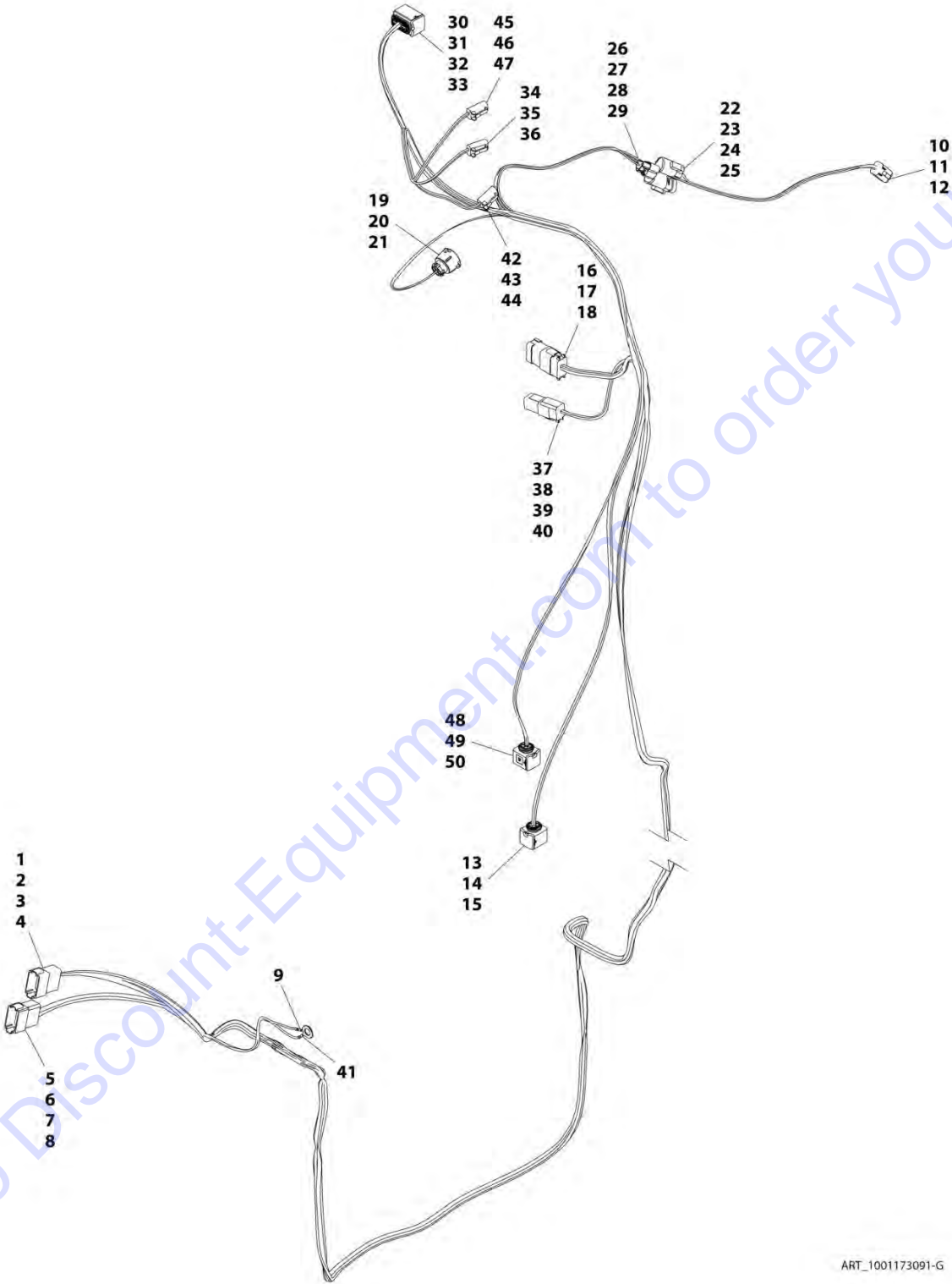
SECTION 10 - ELECTRICAL

ITEM	PART NUMBER	QTY	DESCRIPTION	REV
101	4461005	2	Terminal	
102	4461054	2	Seal	
103	1001207171	1	Ring, Terminal	
104	1001207171	1	Ring, Terminal	
105	1001116950	1	Connector	
106	4460465	2	Terminal	



SECTION 10 - ELECTRICAL

FIGURE 10-60. ENGINE CHASSIS HARNESS (ULS)





## SECTION 10 - ELECTRICAL

**FIGURE 10-60. ENGINE CHASSIS HARNESS (ULS)**

ITEM	PART NUMBER	QTY	DESCRIPTION	REV
	1001173091	Ref	Engine Chassis Harness (ULS)	G
1	4460982	1	Connector	
2	80363179	1	Lock, Connector	
3	4460464	11	Terminal	
4	4460466	1	Plug	
5	1001152742	1	Connector	
6	80363179	1	Lock, Connector	
7	4460464	10	Terminal	
8	4460466	2	Plug	
9	1001187077	1	Terminal, Ring	
10	4460884	1	Connector	
11	80604021	1	Lock, Connector	
12	4460465	4	Terminal	
13	1001167528	1	Connector	
14	1001166704	4	Terminal	
15	1001137578	4	Seal, Terminal	
16	4460930	1	Connector	
17	80604025	1	Lock, Connector	
18	4460465	8	Terminal	
19	1001167620	1	Connector	
20	1001176004	2	Terminal	
21	1001167624	2	Plug	
22	4460539	1	Connector	
23	77363244	1	Lock, Connector	
24	4460944	2	Terminal	
25	4460466	1	Plug	
26	1001116812	1	Connector	
27	91554019	1	Lock, Connector	
28	4460944	2	Terminal	
29	4460466	1	Plug	
30	1001165194	1	Connector	
31	1001166703	10	Terminal	
32	1001126393	10	Seal, Terminal	
33	1001126391	2	Plug	
34	4460891	1	Connector	
35	80604018	1	Lock, Connector	
36	4460465	2	Terminal	
37	4460894	1	Connector	
38	91504107	1	Lock, Connector	
39	4460465	4	Terminal	
40	4460466	2	Plug	
41	1001187077	1	Terminal, Ring	
42	4460891	1	Connector	
43	80604018	1	Lock, Connector	
44	4460465	2	Terminal	
45	4460891	1	Connector	
46	80604018	1	Lock, Connector	
47	4460465	2	Terminal	
48	1001176935	1	Connector	
49	1001166704	4	Terminal	

**SECTION 10 - ELECTRICAL**

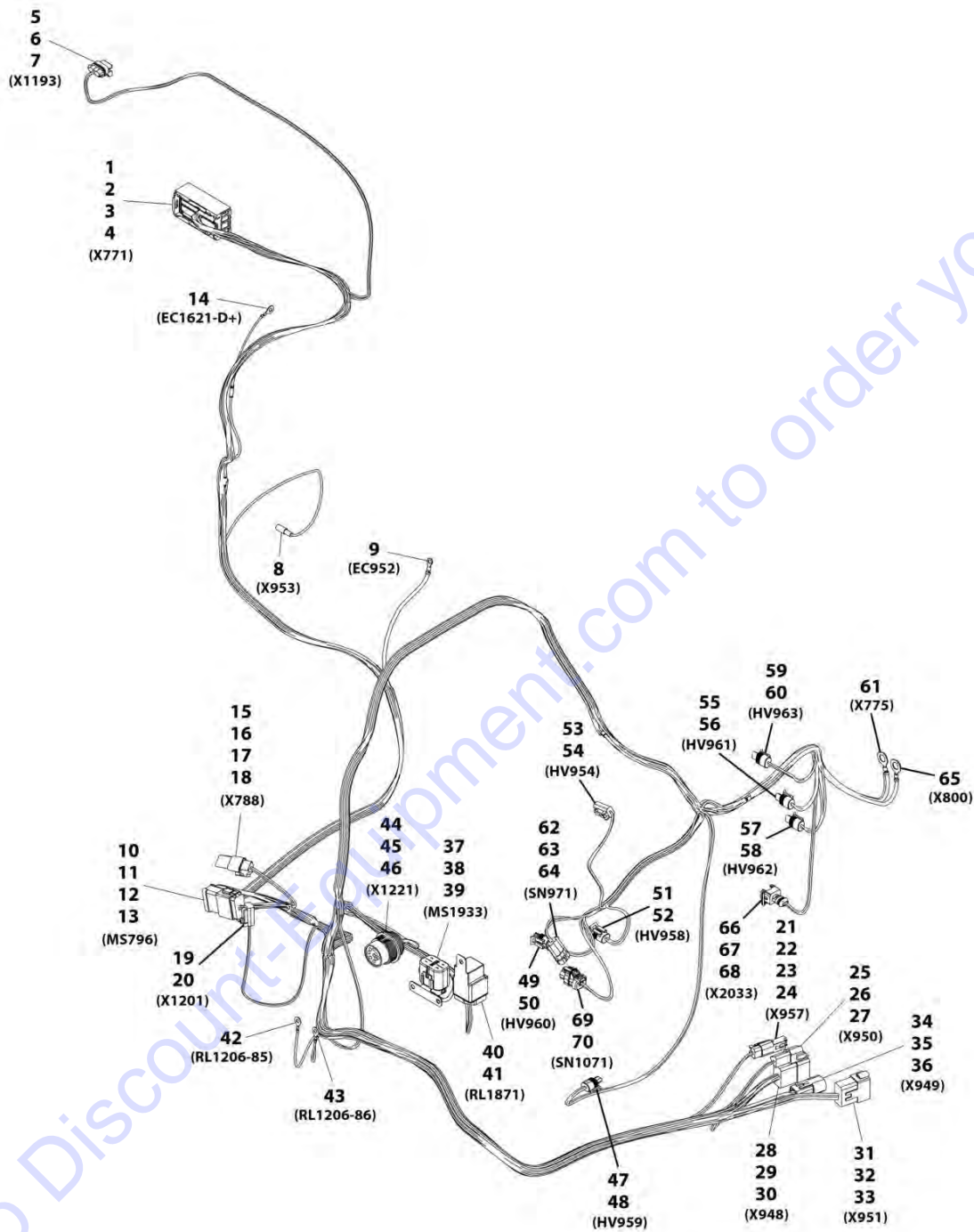
ITEM	PART NUMBER	QTY	DESCRIPTION	REV
50	1001137578	4	Seal, Terminal	

Go to Discount-Equipment.com to order your parts



SECTION 10 - ELECTRICAL

FIGURE 10-61. ENGINE HARNESS (ULS) (74HP)



ART\_1001225067-A

## SECTION 10 - ELECTRICAL

**FIGURE 10-61. ENGINE HARNESS (ULS) (74HP)**

ITEM	PART NUMBER	QTY	DESCRIPTION	REV
	1001225067	Ref	Engine Harness, 74HP (ULS)	A
1	1001167641	1	Connector	
2	1001167648	9	Terminal	
3	1001167650	76	Plug	
4	1001167649	11	Terminal	
5	1001125027	1	Connector	
6	8220124	3	Terminal	
7	4460608	3	Seal	
8	1001117125	1	Terminal, Snap Plug	
9	1001197407	1	Ring, Terminal	
10	4460933	1	Connector	
11	1001125677	1	Terminal	
12	4460465	8	Terminal	
13	4460466	4	Plug	
14	1001187070	1	Ring, Terminal	
15	4461095	1	Connector	
16	4461070	1	Terminal	
17	4460944	2	Terminal	
18	4460466	1	Plug	
19	4460891	1	Connector	
20	4460465	2	Terminal	
21	4460891	1	Connector	
22	4460897	1	Terminal	
23	4460466	1	Plug	
24	4460465	2	Terminal	
25	1001144147	1	Connector	
26	4460464	2	Terminal	
27	4460466	1	Plug	
28	4460950	1	Connector	
29	4460464	9	Terminal	
30	4460466	3	Plug	
31	4460970	1	Connector	
32	4460464	8	Terminal	
33	4460466	4	Plug	
34	1001116811	1	Connector	
35	4460508	3	Terminal	
36	1001150610	1	Terminal	
37	80484081	1	Connector	
38	4460746	8	Terminal	
39	1001175265	8	Seal	
40	1001145707	1	Connector	
41	1001116732	4	Terminal	
42	1001187070	1	Ring, Terminal	
43	1001187070	1	Ring, Terminal	
44	1001112612	1	Connector	
45	4460464	4	Terminal	
46	4460466	5	Plug	
47	4460955	1	Connector	
48	1001116748	2	Terminal	
49	4460955	1	Connector	

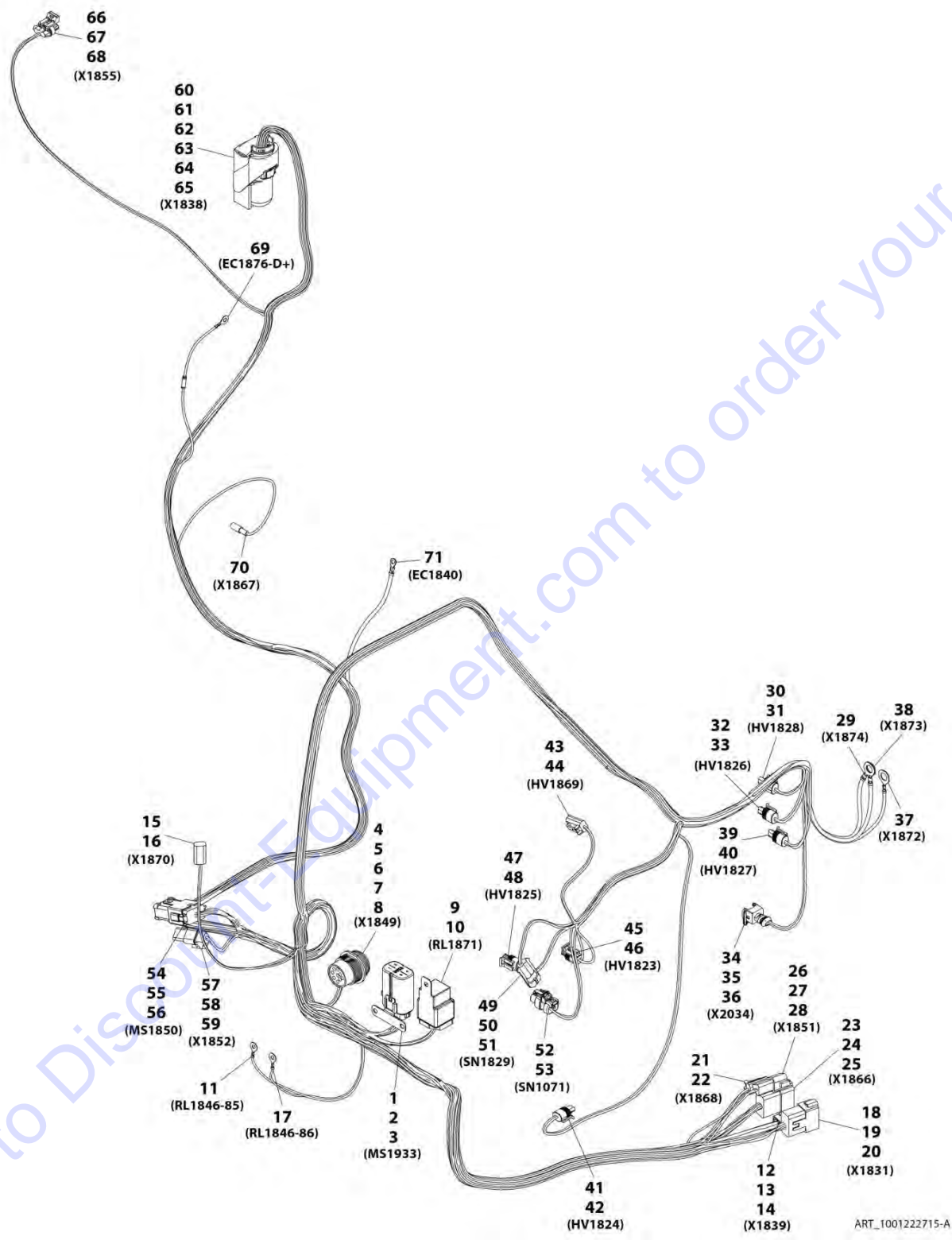
## SECTION 10 - ELECTRICAL

ITEM	PART NUMBER	QTY	DESCRIPTION	REV
50	1001116748	2	Terminal	
51	4460955	1	Connector	
52	1001116748	2	Terminal	
53	4460891	1	Connector	
54	4460465	2	Terminal	
55	4460955	1	Connector	
56	1001116748	2	Terminal	
57	4460955	1	Connector	
58	1001116748	2	Terminal	
59	4460955	1	Connector	
60	1001116748	2	Terminal	
61	1001187080	1	Ring, Terminal	
62	1001117073	1	Connector	
63	1001116749	2	Terminal	
64	4460608	2	Seal	
65	1001187079	1	Ring, Terminal	
66	1001190322	1	Connector	
67	4461005	2	Terminal	
68	4461054	2	Seal	
69	1001116950	1	Connector	
70	4460465	2	Terminal	



SECTION 10 - ELECTRICAL

FIGURE 10-62. ENGINE HARNESS





## SECTION 10 - ELECTRICAL

### FIGURE 10-62. ENGINE HARNESS

ITEM	PART NUMBER	QTY	DESCRIPTION	REV
	1001222715	Ref	Engine Harness (LS)	A
1	1001184551	1	Connector	
2	1001116728	8	Terminal	
3	1001175265	8	Seal	
4	1001112612	1	Connector	
5	4460464	4	Terminal	
6	4460466	5	Plug	
7	4460497	1	Nut	
8	4460496	1	Washer	
9	1001145707	1	Connector	
10	1001116732	4	Terminal	
11	1001187070	1	Ring, Terminal	
12	1001116811	1	Connector	
13	4460508	3	Terminal	
14	1001150610	1	Terminal	
15	4460891	1	Connector	
16	4460465	2	Terminal	
17	1001187070	1	Ring, Terminal	
18	4460970	1	Connector	
19	4460464	8	Terminal	
20	4460466	4	Plug	
21	4460891	1	Connector	
22	4460465	2	Terminal	
23	4460950	1	Connector	
24	4460464	9	Terminal	
25	4460466	3	Plug	
26	1001144147	1	Connector	
27	4460464	2	Terminal	
28	4460466	1	Plug	
29	1001187079	1	Ring, Terminal	
30	4460955	1	Connector	
31	1001116748	2	Terminal	
32	4460955	1	Connector	
33	1001116748	2	Terminal	
34	1001190322	1	Connector	
35	4461005	2	Terminal	
36	4461054	2	Seal	
37	1001187078	1	Ring, Terminal	
38	1001187079	1	Ring, Terminal	
39	4460955	1	Connector	
40	1001116748	2	Terminal	
41	4460955	1	Connector	
42	1001116748	2	Terminal	
43	4460891	1	Connector	
44	4460465	2	Terminal	
45	4460955	1	Connector	
46	1001116748	2	Terminal	
47	4460955	1	Connector	
48	1001116748	2	Terminal	
49	1001117073	1	Connector	


## SECTION 10 - ELECTRICAL

ITEM	PART NUMBER	QTY	DESCRIPTION	REV
50	1001116749	2	Terminal	
51	4460608	2	Seal	
52	1001116950	1	Connector	
53	4460465	2	Terminal	
54	4460933	1	Connector	
55	4460465	8	Terminal	
56	4460466	4	Plug	
57	4461095	1	Connector	
58	4460943	2	Terminal	
59	4460466	1	Plug	
60	1001126349	1	Connector	
61	1001185824	6	Terminal	
62	1001185823	11	Terminal	
63	1001126353	6	Seal	
64	1001126357	4	Plug	
65	1001126356	73	Plug	
66	1001125027	1	Connector	
67	8220124	3	Terminal	
68	4460608	3	Seal	
69	1001187070	1	Ring, Terminal	
70	1001117125	1	Terminal, Snap Plug	
71	1001197407	1	Ring, Terminal	



SECTION 10 - ELECTRICAL

FIGURE 10-63. TBAP HARNESS



ART\_1001184835-A

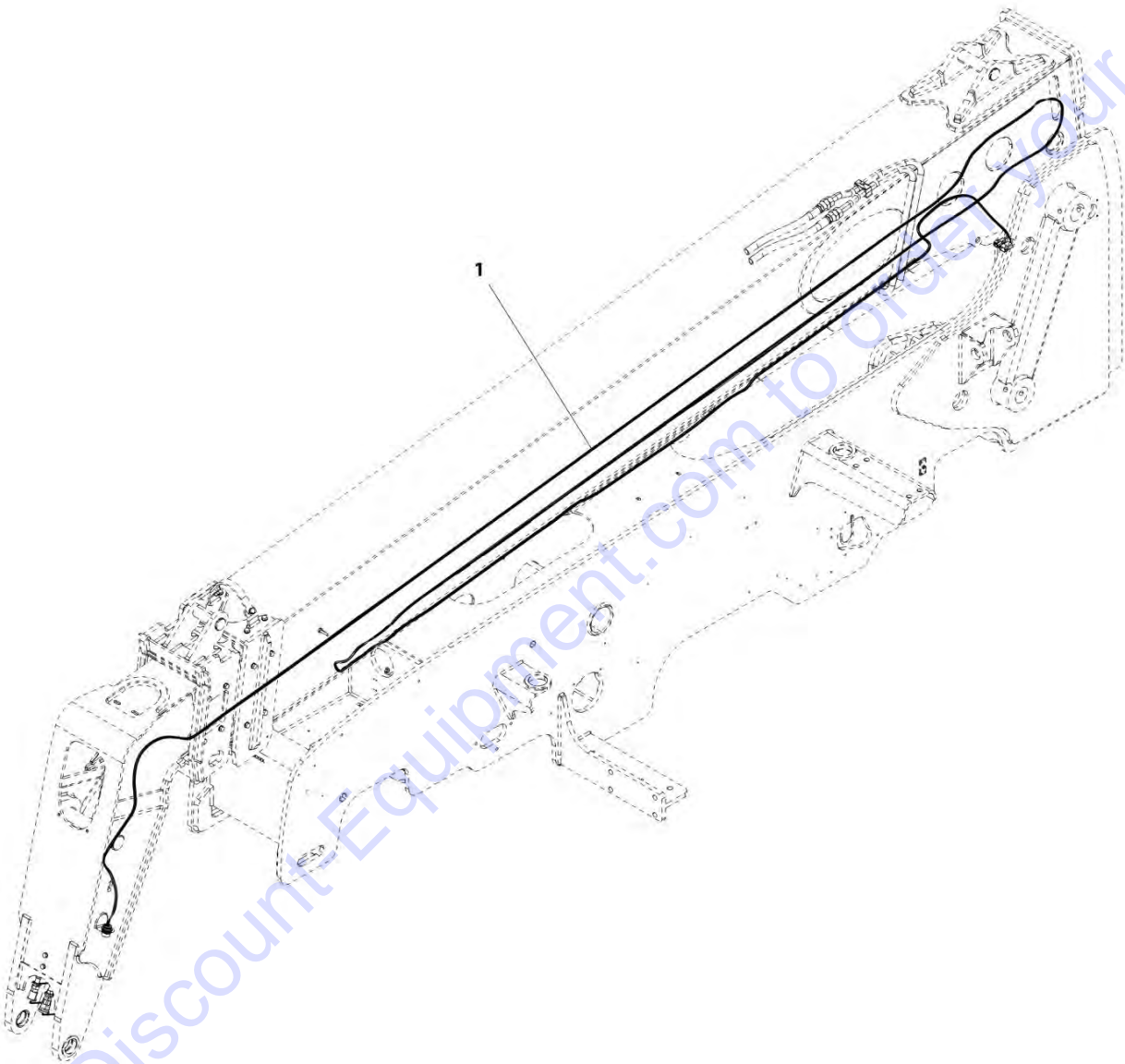
## SECTION 10 - ELECTRICAL

**FIGURE 10-63. TBAP HARNESS**

ITEM	PART NUMBER	QTY	DESCRIPTION	REV
1	1001184835	Ref	TBAP Harness	A
	10011184495	1	Connector	
	1001184494	4	Terminal	
	1001184496	4	Seal	
2	1001184491	1	Connector	
	1001184493	4	Terminal	

SECTION 10 - ELECTRICAL

FIGURE 10-64. BOOM ELECTRICAL HARNESS INSTALLATION



ART\_1001174426-E

## SECTION 10 - ELECTRICAL


**FIGURE 10-64. BOOM ELECTRICAL HARNESS INSTALLATION**

ITEM	PART NUMBER	QTY	DESCRIPTION	REV
1	1001174426	Ref	Boom Electrical Harness Installation	E
	1001172728	1	Harness, Boom (See Separate Breakdown in this Section)	

Go to Discount-Equipment.com to order your parts

SECTION 10 - ELECTRICAL

FIGURE 10-65. BOOM HARNESS



ART\_1001172728-D



## SECTION 10 - ELECTRICAL

**FIGURE 10-65. BOOM HARNESS**

ITEM	PART NUMBER	QTY	DESCRIPTION	REV
	1001172728	Ref	Boom Harness	D
1	4460931	1	Connector	
2	4460943	2	Terminal	
3	4460464	4	Terminal	
4	4460466	2	Plug	
5	4461017	1	Connector	
6	4460508	2	Terminal	
7	1001112612	1	Connector	
8	1001183221	1	Boot	
9	1001157891	1	Terminal	
10	4460464	4	Terminal	
11	4460943	2	Terminal	
12	4460466	1	Plug	

SECTION 10 - ELECTRICAL

FIGURE 10-66. PLATFORM HARNESS



ART\_1001167695-C

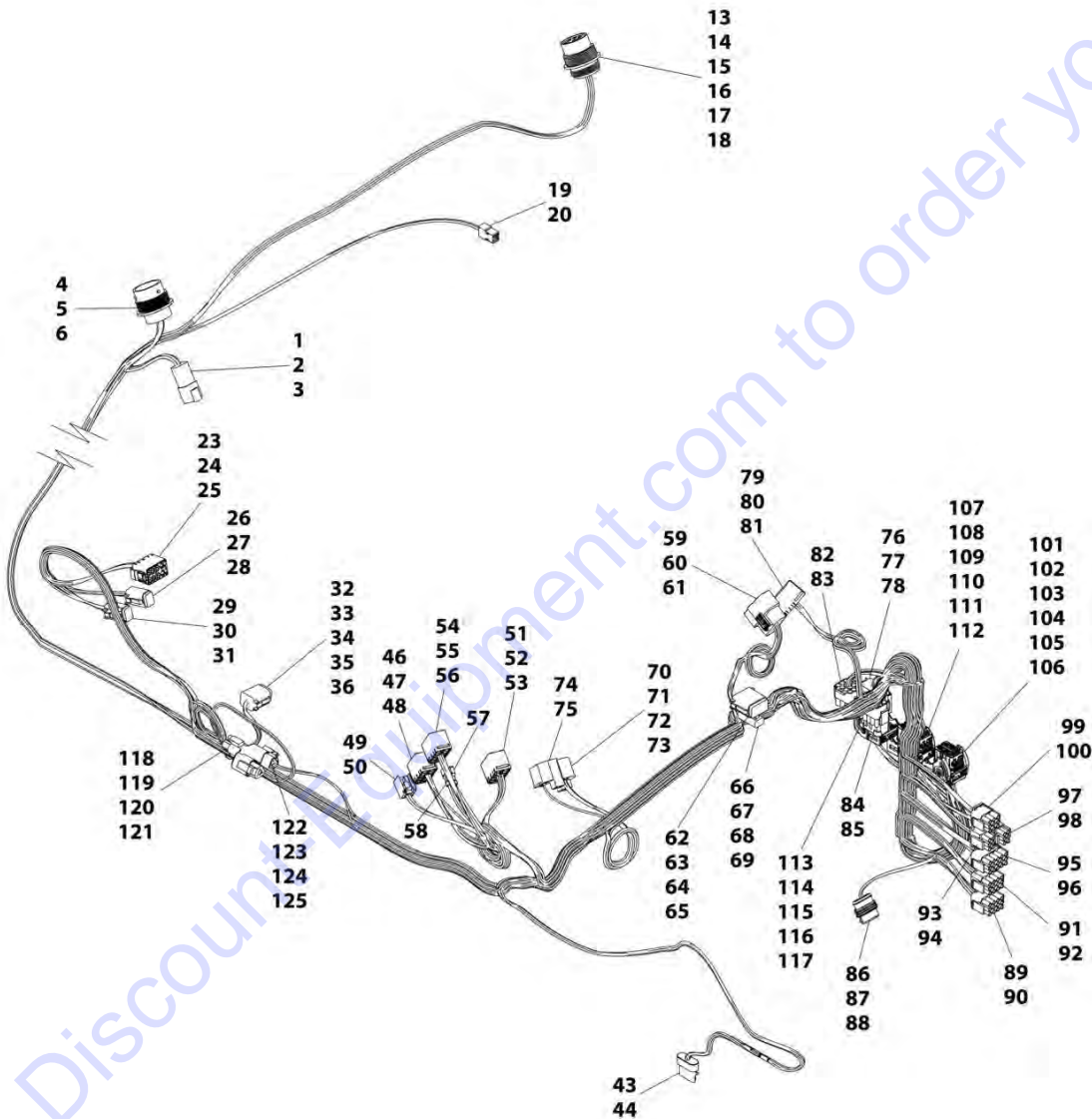
## SECTION 10 - ELECTRICAL

**FIGURE 10-66. PLATFORM HARNESS**

ITEM	PART NUMBER	QTY	DESCRIPTION	REV
	1001167695	Ref	Platform Harness	C
1	1001112796	1	Connector	
2	4460466	5	Terminal	
3	4460465	4	Terminal	
4	4460891	3	Connector, (includes rear seal)	
5	4460465	2	Terminal	
6	80604018	2	Lock, Connector	
7	1001155806	3	Cap, Dust	

SECTION 10 - ELECTRICAL

FIGURE 10-67. CAB HARNESS



ART\_1001196451-D

## SECTION 10 - ELECTRICAL

**FIGURE 10-67. CAB HARNESS**

ITEM	PART NUMBER	QTY	DESCRIPTION	REV
	1001196451	Ref	Cab Harness	D
1	4460932	1	Connector	
2	80604020	1	Lock, Connector	
3	4460941	4	Terminal	
4	1001201081	1	Connector	
5	4460941	6	Terminal	
6	4460466	8	Plug	
13	1001112612	1	Connector	
14	4460497	1	Nut	
15	4460496	1	Washer, Lock	
16	4460464	3	Terminal	
17	4460943	2	Terminal	
18	4460466	4	Plug	
19	1001116991	1	Connector	
20	1001118384	2	Terminal	
23	1001117081	1	Connector	
24	1001118384	4	Terminal	
25	1001116723	2	Terminal	
26	4460884	1	Connector	
27	80604021	1	Lock, Connector	
28	4460465	4	Terminal	
29	4460884	1	Connector	
30	80604021	1	Lock, Connector	
31	4460465	4	Terminal	
32	4460894	1	Connector	
33	80604023	1	Lock, Connector	
34	4460465	3	Terminal	
35	4460944	2	Terminal	
36	4460466	1	Plug	
43	1001117064	NLA	Connector, (no longer available, use 1001230931 for replacement)	
43	1001230931	1	Connector	
44	91554014	NLA	Terminal, (no longer available, use 1001116748 for replacement)	
44	1001116748	6	Terminal	
46	1001117081	1	Connector	
47	1001116723	6	Terminal	
48	1001118384	1	Terminal	
49	1001118684	1	Connector	
50	1001116754	2	Terminal	
51	1001117081	1	Connector	
52	1001118384	5	Terminal	
53	1001116723	6	Terminal	
54	1001117081	1	Connector	
55	1001118384	2	Terminal	
56	1001116723	4	Terminal	
57	8220051	1	Terminal, Female Blade	
58	8220051	1	Terminal, Female Blade	
59	1001162886	1	Connector	
60	1001162887	7	Terminal	
61	1001163340	13	Plug	
62	4460933	1	Connector	

## SECTION 10 - ELECTRICAL

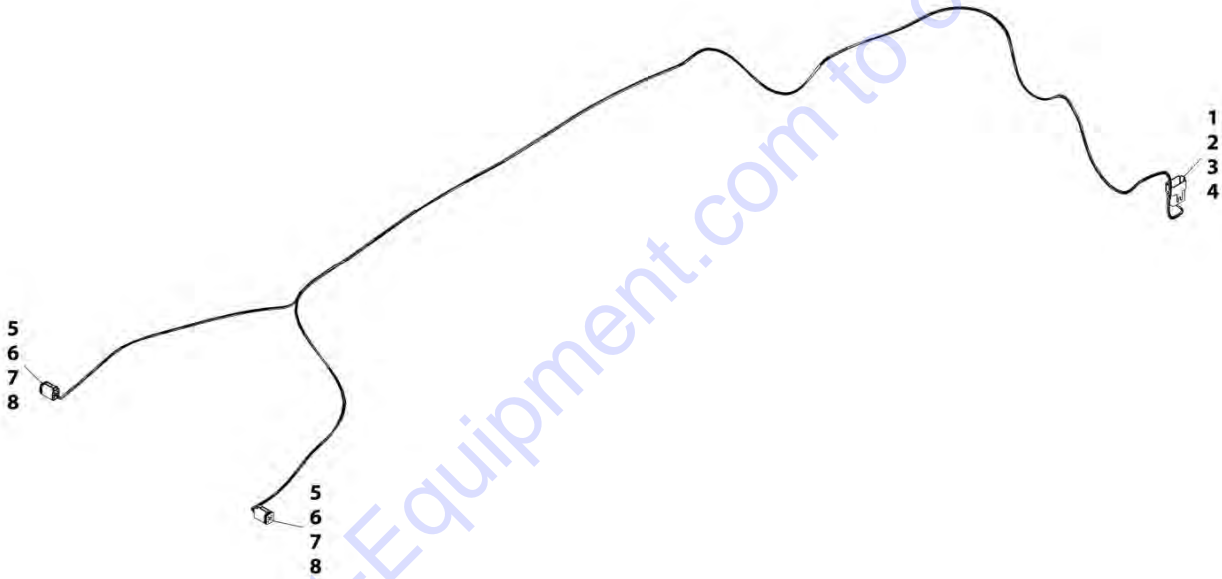
ITEM	PART NUMBER	QTY	DESCRIPTION	REV
63	80604016	1	Lock, Connector	
64	4460465	9	Terminal	
65	4460466	3	Plug	
66	4460897	1	Connector	
67	80604017	1	Lock, Connector	
68	4460464	1	Terminal	
69	4460466	1	Plug	
70	1001118685	1	Connector	
71	1001116723	2	Terminal	
72	1001118383	1	Terminal	
73	1001118384	1	Terminal	
74	1001117121	1	Connector	
75	1001184841	1	Terminal	
76	4460930	1	Connector	
77	80604025	1	Lock, Connector	
78	4460465	8	Terminal	
79	1001117081	1	Connector	
80	1001118384	2	Terminal	
81	1001116723	4	Terminal	
82	4460343	1	Connector	
83	4460268	8	Terminal	
84	4460434	1	Connector	
85	4460268	14	Terminal	
86	1001103012	1	Connector	
87	1001116697	2	Terminal	
88	1001116698	2	Plug	
89	4460343	1	Connector	
90	4460267	10	Terminal	
91	4460343	1	Connector	
92	4460268	9	Terminal	
93	4460225	1	Connector	
94	4460268	5	Terminal	
95	4460434	1	Connector	
96	4460268	10	Terminal	
97	4460225	1	Connector	
98	4460267	3	Terminal	
99	4460265	1	Connector	
100	4460268	5	Terminal	
101	1001160498	1	Connector	
102	1001161095	22	Terminal	
103	1001161098	5	Terminal	
104	1001161099	1	Terminal	
105	1001161100	2	Plug	
106	1001161101	2	Plug	
107	1001160502	1	Connector	
108	1001161095	17	Terminal	
109	1001161098	5	Terminal	
110	1001161099	1	Terminal	
111	1001161100	23	Plug	
112	1001161101	2	Plug	
113	1001161959	1	Connector	

## SECTION 10 - ELECTRICAL

ITEM	PART NUMBER	QTY	DESCRIPTION	REV
114	1001161095	6	Terminal	
115	1001161098	1	Terminal	
116	1001161100	18	Plug	
117	1001161101	7	Plug	
118	1001116812	1	Connector	
119	4460944	2	Terminal	
120	4460466	1	Plug	
121	91554019	1	Lock, Connector	
122	4460539	1	Connector	
123	4460944	2	Terminal	
124	4460466	1	Plug	
125	77363244	1	Lock, Connector	

SECTION 10 - ELECTRICAL

FIGURE 10-68. BOOM WORKLIGHTS HARNESS



ART\_1001167608-E



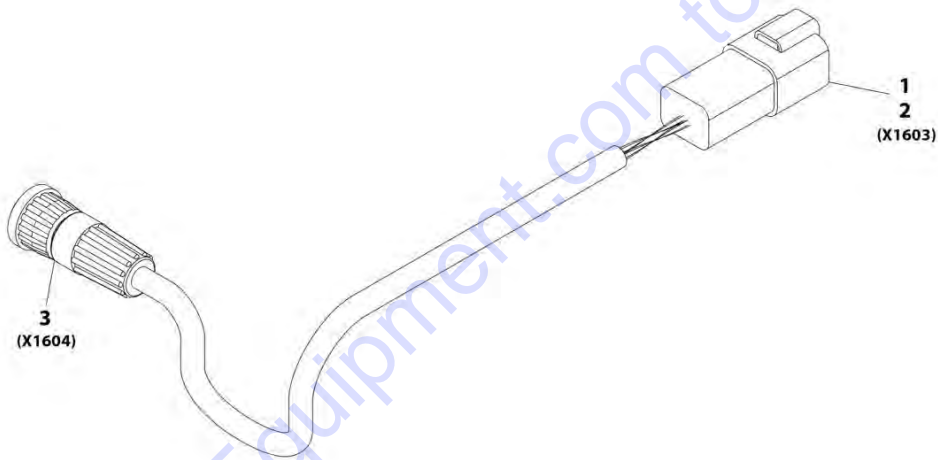
## SECTION 10 - ELECTRICAL

**FIGURE 10-68. BOOM WORKLIGHTS HARNESS**

ITEM	PART NUMBER	QTY	DESCRIPTION	REV
	1001167608	Ref	Boom Worklights Harness	E
1	4460932	1	Connector	
2	80604020	1	Lock, Connector	
3	4460464	2	Terminal	
4	4460466	2	Plug	
5	4461115	2	Connector	
6	1001116728	2	Terminal	
7	4460458	2	Seal	
8	1001103564	2	Lock, Terminal	

SECTION 10 - ELECTRICAL

FIGURE 10-69. REVERSE SENSOR HARNESS



ART\_1001175776-C

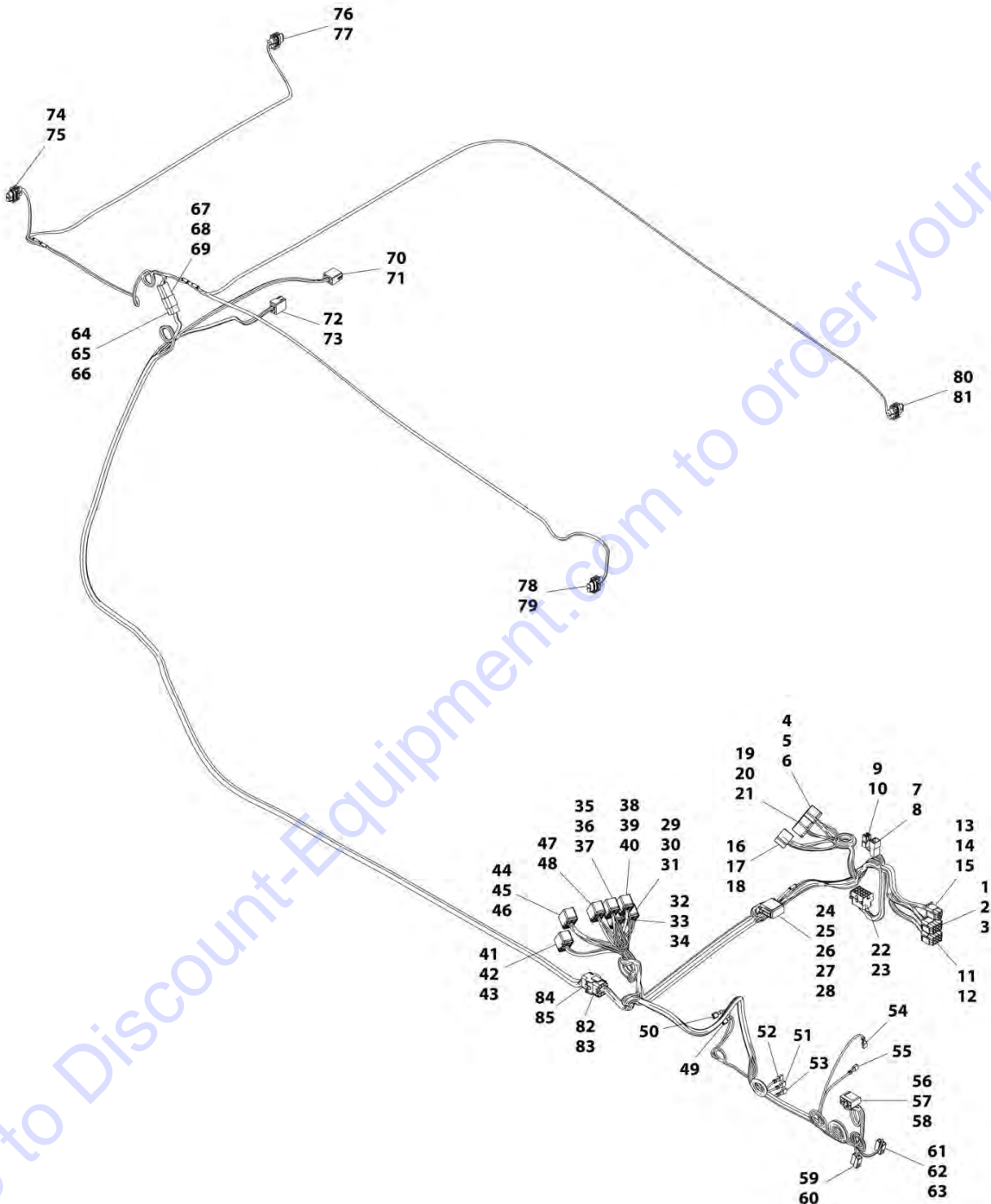
## SECTION 10 - ELECTRICAL

**FIGURE 10-69. REVERSE SENSOR HARNESS**

ITEM	PART NUMBER	QTY	DESCRIPTION	REV
	1001175776	Ref	Reverse Sensor Harness	C
1	4460932	1	Connector	
2	4460464	4	Terminal	
3	1001175733	1	Connector	

SECTION 10 - ELECTRICAL

FIGURE 10-70. OPTION 1 CAB HARNESS



ART\_1001163371-F

## SECTION 10 - ELECTRICAL

**FIGURE 10-70. OPTION 1 CAB HARNESS**

ITEM	PART NUMBER	QTY	DESCRIPTION	REV
	1001163371	Ref	Option 1 Cab Harness	F
1	4460343	1	Connector	
2	4460268	10	Terminal	
3	4460906	1	Terminal	
4	1001117081	1	Connector	
5	1001116723	6	Terminal	
6	1001118384	1	Terminal	
7	1001116999	1	Connector	
8	1001116700	4	Terminal	
9	1001116991	1	Connector	
10	1001118384	2	Terminal	
11	4460343	1	Connector	
12	4460267	6	Terminal	
13	4460225	1	Connector	
14	4460267	5	Terminal	
15	4460705	1	Terminal	
16	1001173411	1	Connector	
17	1001116716	4	Terminal	
18	1001104519	3	Terminal	
19	1001117081	1	Connector	
20	1001118384	2	Terminal	
21	1001116723	4	Terminal	
22	4460708	1	Connector	
23	4460267	14	Terminal	
24	4460836	1	Connector	
25	4460942	3	Terminal	
26	4460465	8	Terminal	
27	1001157890	1	Terminal	
28	80604016	1	Lock, Connector	
29	1001117081	1	Connector	
30	1001118384	4	Terminal	
31	1001116723	6	Terminal	
32	1001117081	1	Connector	
33	1001118384	3	Terminal	
34	1001116723	4	Terminal	
35	1001117081	1	Connector	
36	1001118384	2	Terminal	
37	1001116723	4	Terminal	
38	1001117081	1	Connector	
39	1001118384	2	Terminal	
40	1001116723	4	Terminal	
41	1001117081	1	Connector	
42	1001116723	8	Terminal	
43	1001118384	2	Terminal	
44	1001117079	1	Connector	
45	1001116723	6	Terminal	
46	1001118384	2	Terminal	
47	1001117081	1	Connector	
48	1001118384	4	Terminal	
49	8220051	1	Female Blade Coupler	

## SECTION 10 - ELECTRICAL

ITEM	PART NUMBER	QTY	DESCRIPTION	REV
50	8220051	1	Female Blade Coupler	
51	8220051	1	Female Blade Coupler	
52	8220051	1	Female Blade Coupler	
53	8220051	1	Female Blade Coupler	
54	8220051	1	Female Blade Coupler	
55	8220051	1	Female Blade Coupler	
56	1001116997	1	Connector	
57	1001118384	4	Terminal	
58	1001116723	1	Terminal	
59	4460994	1	Connector	
60	1001118384	2	Terminal	
61	4460994	1	Connector	
62	1001118384	1	Terminal	
63	1001116723	2	Terminal	
64	4460884	1	Connector	
65	4460942	4	Terminal	
66	80604021	1	Lock, Connector	
67	4460932	1	Connector	
68	4460941	4	Terminal	
69	80604021	1	Lock, Connector	
70	1001116986	1	Connector	
71	1001118384	4	Terminal	
72	1001116986	1	Connector	
73	1001118384	4	Terminal	
74	4461115	1	Connector	
75	1001116747	2	Terminal	
76	4461115	1	Connector	
77	1001116747	2	Terminal	
78	4461115	1	Connector	
79	1001116747	2	Terminal	
80	4461115	1	Connector	
81	1001116747	2	Terminal	
82	4460343	1	Connector	
83	4460268	12	Terminal	
84	4460367	1	Connector	
85	4460267	12	Terminal	



SECTION 10 - ELECTRICAL

FIGURE 10-71. ROOF PIGTAIL HARNESS



ART\_1001202132-A



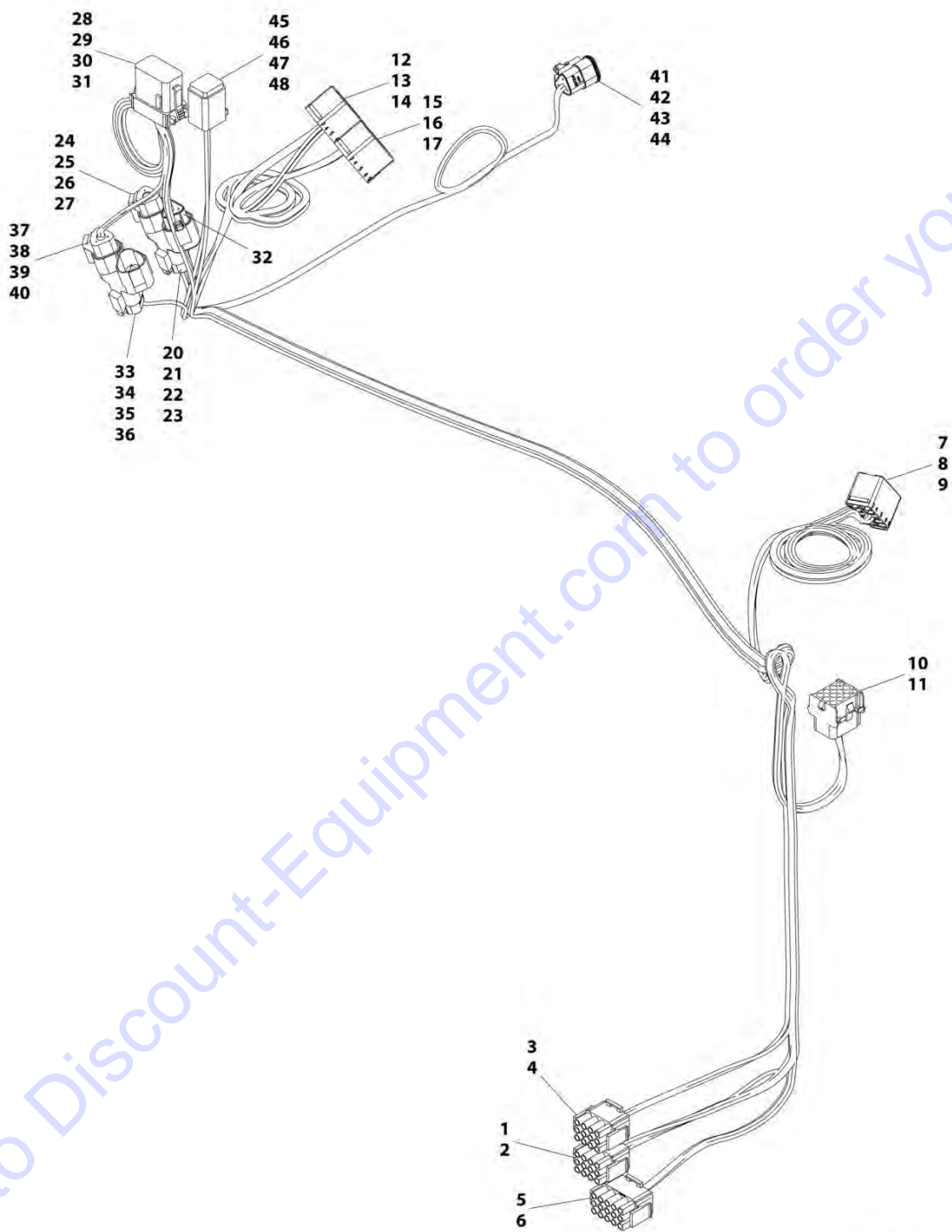
## SECTION 10 - ELECTRICAL

**FIGURE 10-71. ROOF PIGTAIL HARNESS**

ITEM	PART NUMBER	QTY	DESCRIPTION	REV
	1001202132	Ref	Roof Pigtail Harness	A
1	1001201080	1	Connector	
2	4460942	6	Terminal	
3	4460466	8	Plug	
4	4460884	1	Connector	
5	4460942	4	Terminal	
6	80604021	1	Wedge Lock	
7	4460994	1	Connector	
8	1001118384	1	Terminal	

SECTION 10 - ELECTRICAL

FIGURE 10-72. OPTION 2 CAB HARNESS



ART\_1001163372-E

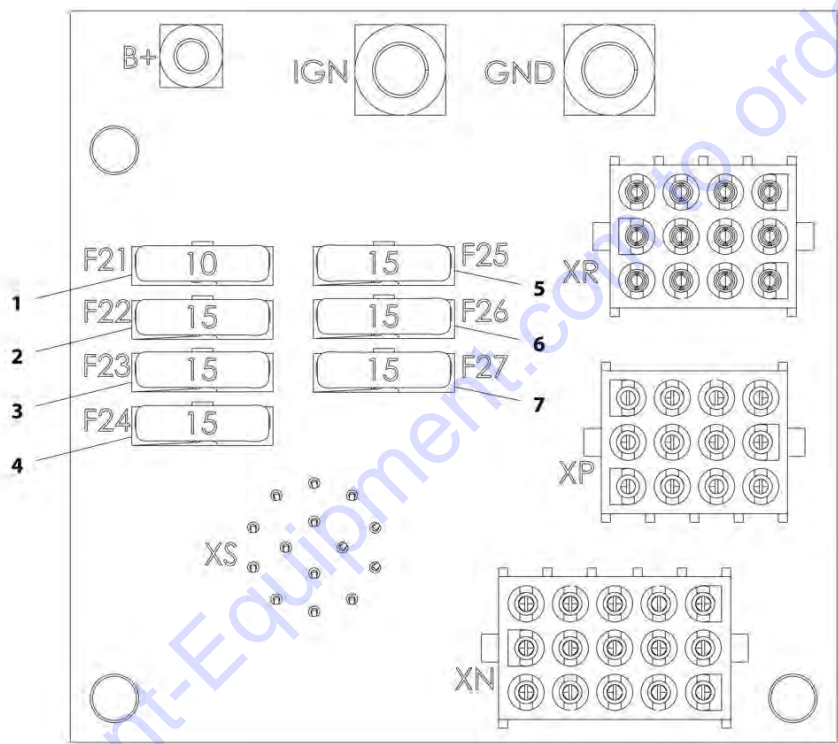
## SECTION 10 - ELECTRICAL

**FIGURE 10-72. OPTION 2 CAB HARNESS**

ITEM	PART NUMBER	QTY	DESCRIPTION	REV
	1001163372	Ref	Option 2 Cab Harness	E
1	4460343	1	Connector	
2	4460268	5	Terminal	
3	4460343	1	Connector	
4	4460267	2	Terminal	
5	4460434	1	Connector	
6	4460268	4	Terminal	
7	1001117081	1	Connector	
8	1001116723	6	Terminal	
9	1001118384	1	Terminal	
10	4460367	1	Connector	
11	4460267	6	Terminal	
12	1001117081	1	Connector	
13	1001118384	2	Terminal	
14	1001116723	4	Terminal	
15	1001117081	1	Connector	
16	1001118384	3	Terminal	
17	1001116723	2	Terminal	
20	1001116812	1	Connector	
21	4460944	2	Terminal	
22	4460466	1	Plug	
23	91554019	1	Lock, Connector	
24	4460539	1	Connector	
25	77363244	1	Wedge Lock	
26	4460466	1	Plug	
27	4460944	2	Terminal	
28	1001176333	1	Connector	
29	4460944	4	Terminal	
30	4460466	11	Plug	
31	4460465	3	Terminal	
32	1001116815	1	Connector	
33	1001116812	1	Connector	
34	4460944	2	Terminal	
35	4460466	1	Plug	
36	91554019	1	Connector	
37	4460539	1	Connector	
38	77363244	1	Wedge Lock	
39	4460466	1	Plug	
40	4460944	2	Terminal	
41	1001116812	1	Connector	
42	4460944	2	Terminal	
43	4460466	1	Plug	
44	91554019	1	Lock, Connector	
45	4460930	1	Connector	
46	4460466	6	Plug	
47	4460465	2	Terminal	
48	80604025	1	Lock, Connector	

SECTION 10 - ELECTRICAL

FIGURE 10-73. OPTION 2 ELECTRICAL BOARD ASSEMBLY



ART\_1001161771-B


## SECTION 10 - ELECTRICAL

**FIGURE 10-73. OPTION 2 ELECTRICAL BOARD ASSEMBLY**

ITEM	PART NUMBER	QTY	DESCRIPTION	REV
	1001161771	Ref	Option 2 Electrical Board Assembly	B
1	80983191	1	Fuse, 10AMP	
2	8229244	1	Fuse, 15AMP	
3	8229244	1	Fuse, 15AMP	
4	8229244	1	Fuse, 15AMP	
5	8229244	1	Fuse, 15AMP	
6	8229244	1	Fuse, 15AMP	
7	8229244	1	Fuse, 15AMP	

SECTION 10 - ELECTRICAL

FIGURE 10-74. CAB OPTION HARNESS



ART\_1001181573-B

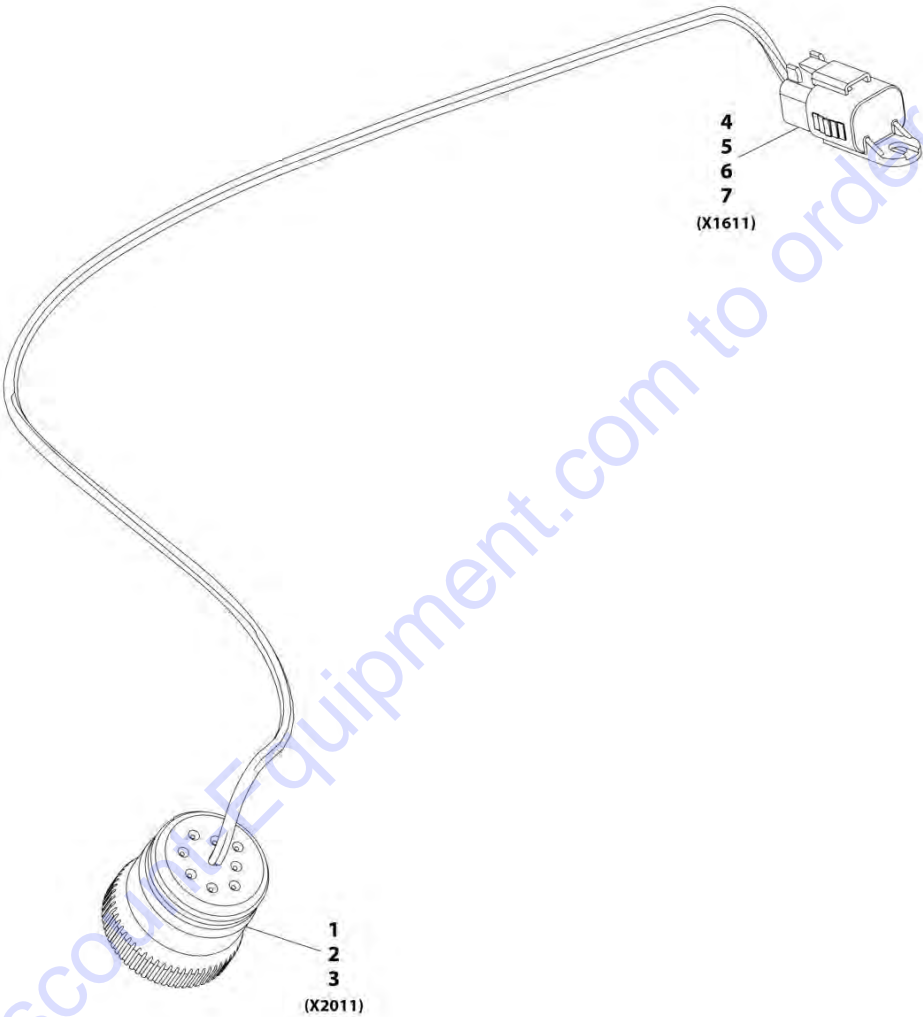
## SECTION 10 - ELECTRICAL

**FIGURE 10-74. CAB OPTION HARNESS**

ITEM	PART NUMBER	QTY	DESCRIPTION	REV
	1001181573	Ref	Cab Option Harness	B
1	4460897	1	Connector	
2	4460941	1	Terminal	
3	4460466	1	Seal	
4	80604017	1	Wedge Lock	
5	4461015	1	Connector	
6	4460466	13	Plug	
7	4460942	1	Terminal	

SECTION 10 - ELECTRICAL

FIGURE 10-75. TELEMATICS READY HARNESS



ART\_1001196289-A



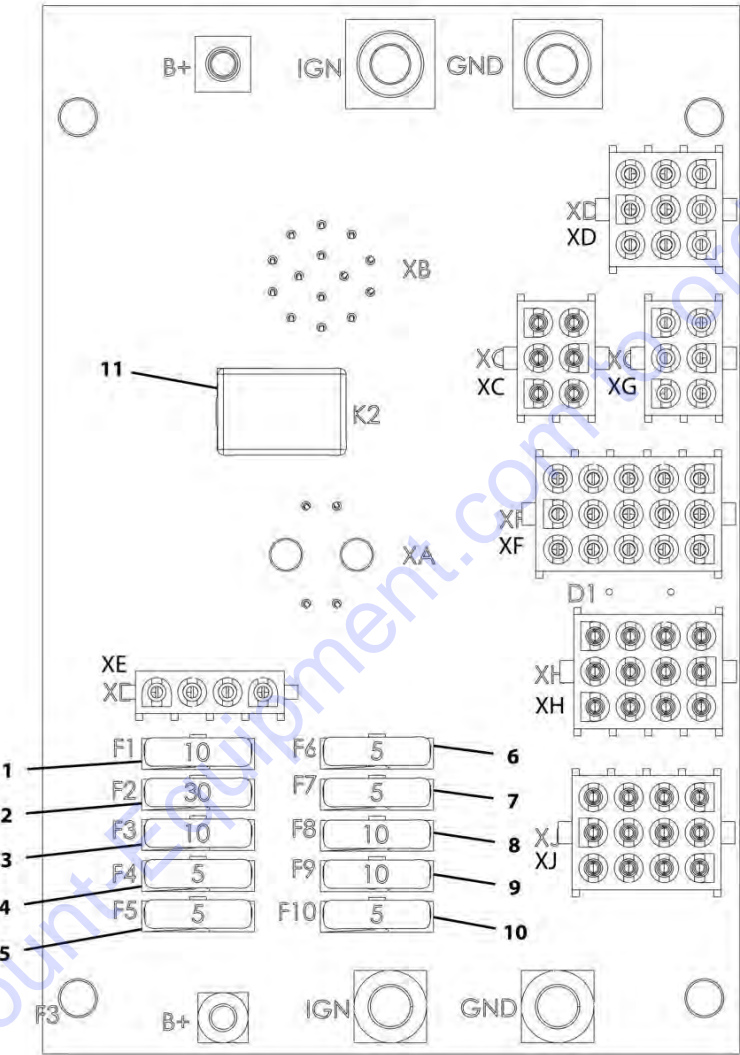
## SECTION 10 - ELECTRICAL

**FIGURE 10-75. TELEMATICS READY HARNESS**

ITEM	PART NUMBER	QTY	DESCRIPTION	REV
	1001196289	Ref	Telematics Ready Harness	A
1	1001112796	1	Connector	
2	4460465	3	Terminal	
3	4460466	6	Plug	
4	4460884	1	Connector	
5	4460465	3	Terminal	
6	4460466	1	Plug	
7	80604021	1	Lock, Connector	

SECTION 10 - ELECTRICAL

FIGURE 10-76. STANDARD ELECTRICAL BOARD ASSEMBLY



ART\_1001161769-C

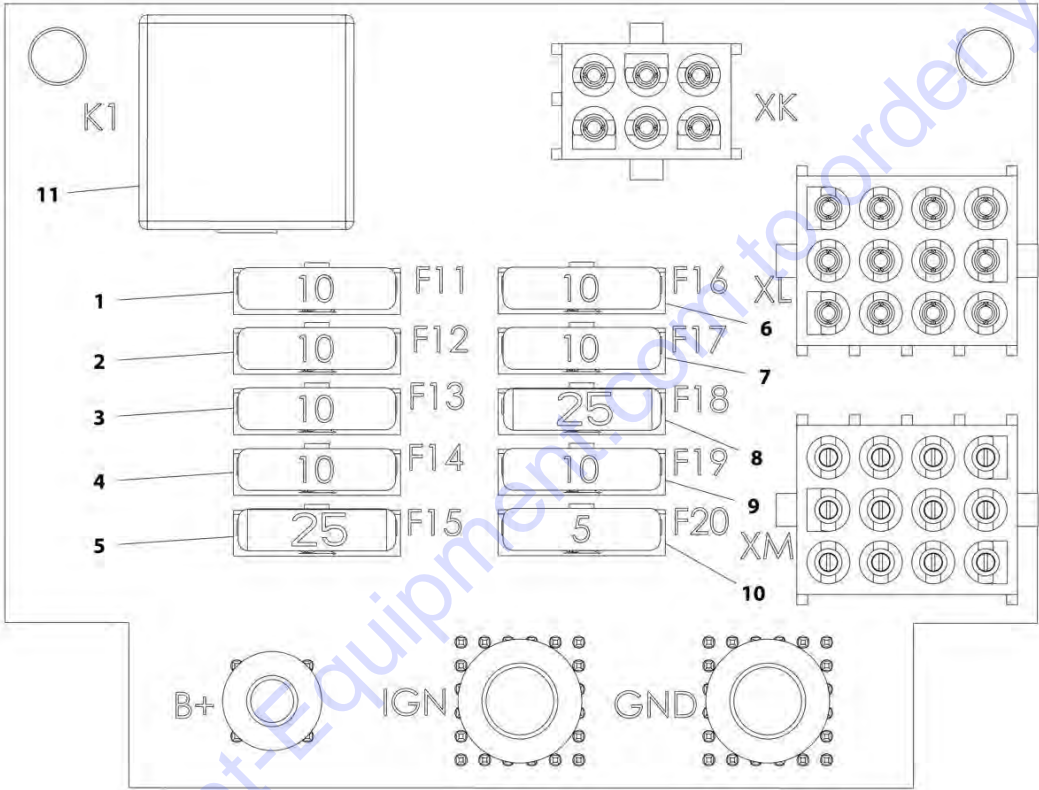
## SECTION 10 - ELECTRICAL

**FIGURE 10-76. STANDARD ELECTRICAL BOARD ASSEMBLY**

ITEM	PART NUMBER	QTY	DESCRIPTION	REV
	1001161769	Ref	Standard Electrical Board Assembly	C
1	80983191	1	Fuse, 10AMP	
2	8229245	1	Fuse, 30AMP	
3	80983191	1	Fuse, 10AMP	
4	8229242	1	Fuse, 5AMP	
5	8229242	1	Fuse, 5AMP	
6	8229242	1	Fuse, 5AMP	
7	8229242	1	Fuse, 5AMP	
8	80983191	1	Fuse, 10AMP	
9	80983191	1	Fuse, 10AMP	
10	8229242	1	Fuse, 5AMP	
11	70026292	1	Fuse, 35AMP	

SECTION 10 - ELECTRICAL

FIGURE 10-77. OPTION 1 ELECTRICAL BOARD ASSEMBLY



ART\_1001161770-C

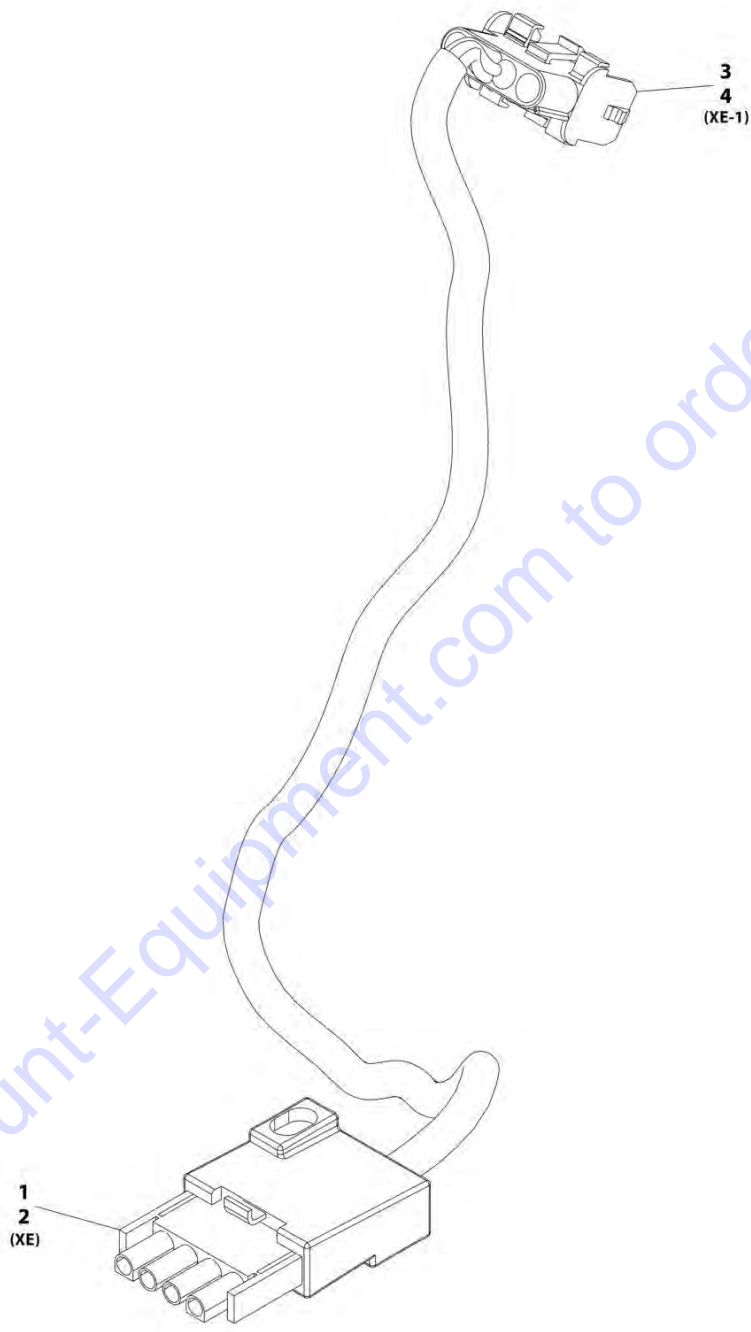
## SECTION 10 - ELECTRICAL

**FIGURE 10-77. OPTION 1 ELECTRICAL BOARD ASSEMBLY**

ITEM	PART NUMBER	QTY	DESCRIPTION	REV
	1001161770	Ref	Option 1 Electrical Board Assembly	C
1	80983191	1	Fuse, 10AMP	
2	80983191	1	Fuse, 10AMP	
3	80983191	1	Fuse, 10AMP	
4	80983191	1	Fuse, 10AMP	
5	8229247	1	Fuse, 25AMP	
6	80983191	1	Fuse, 10AMP	
7	80983191	1	Fuse, 10AMP	
8	8229247	1	Fuse, 25AMP	
9	80983191	1	Fuse, 10AMP	
10	8229242	1	Fuse, 5AMP	
11	70026293	1	Fuse, 50AMP	

SECTION 10 - ELECTRICAL

FIGURE 10-78. CUMMUNICATION ANALYSER CABLE



ART\_1001213988-A

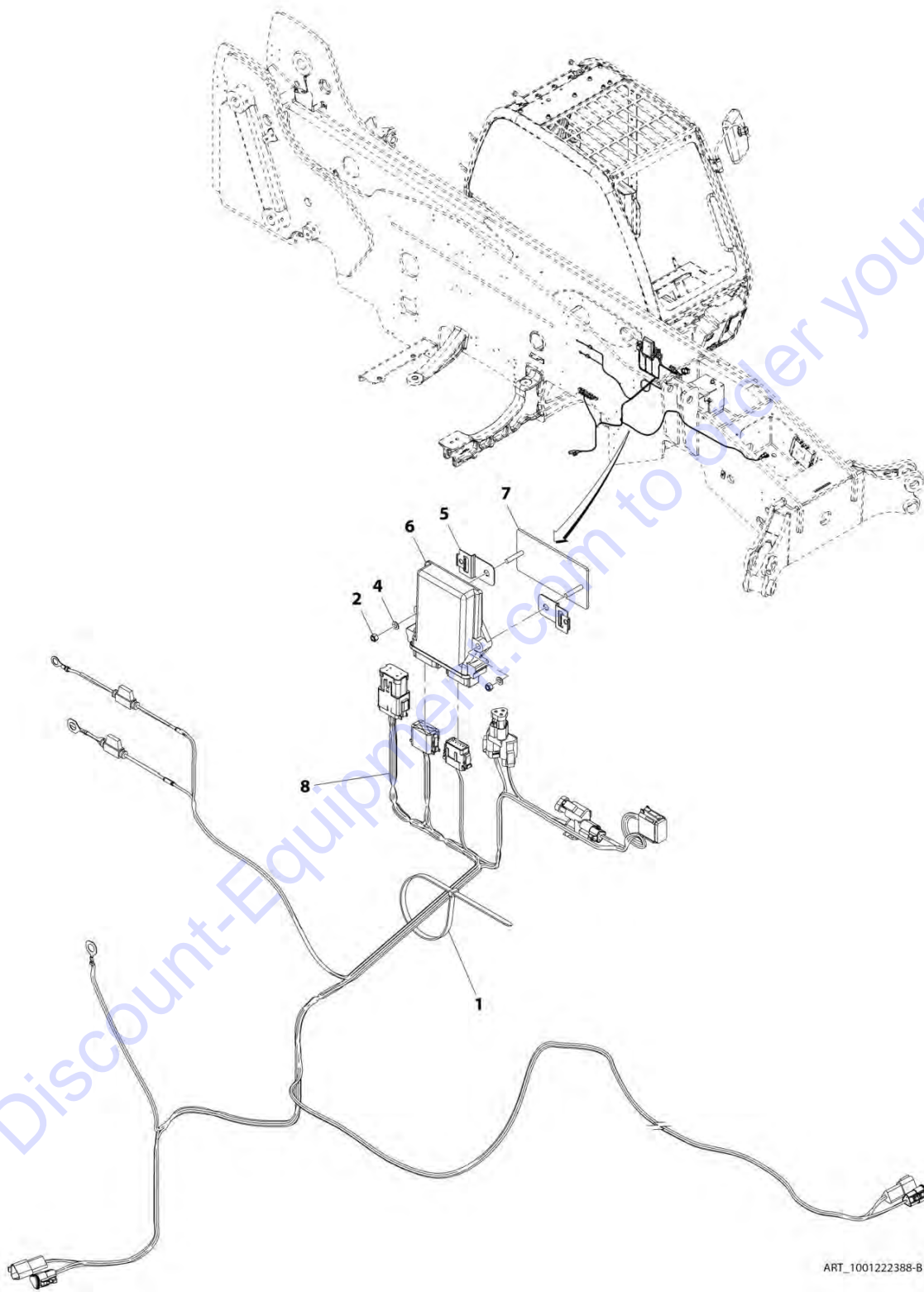
## SECTION 10 - ELECTRICAL

**FIGURE 10-78. CUMMUNICATION ANALYSER CABLE**

ITEM	PART NUMBER	QTY	DESCRIPTION	REV
	1001213988	Ref	Communication Analyzer Cable	A
1	4460321	1	Connector	
2	4460268	4	Terminal	
3	4460761	1	Connector	
4	4460267	4	Terminal	

SECTION 10 - ELECTRICAL

FIGURE 10-79. CUSTOMER SUPPLIED TELEMATICS CANBUS



ART\_1001222388-B



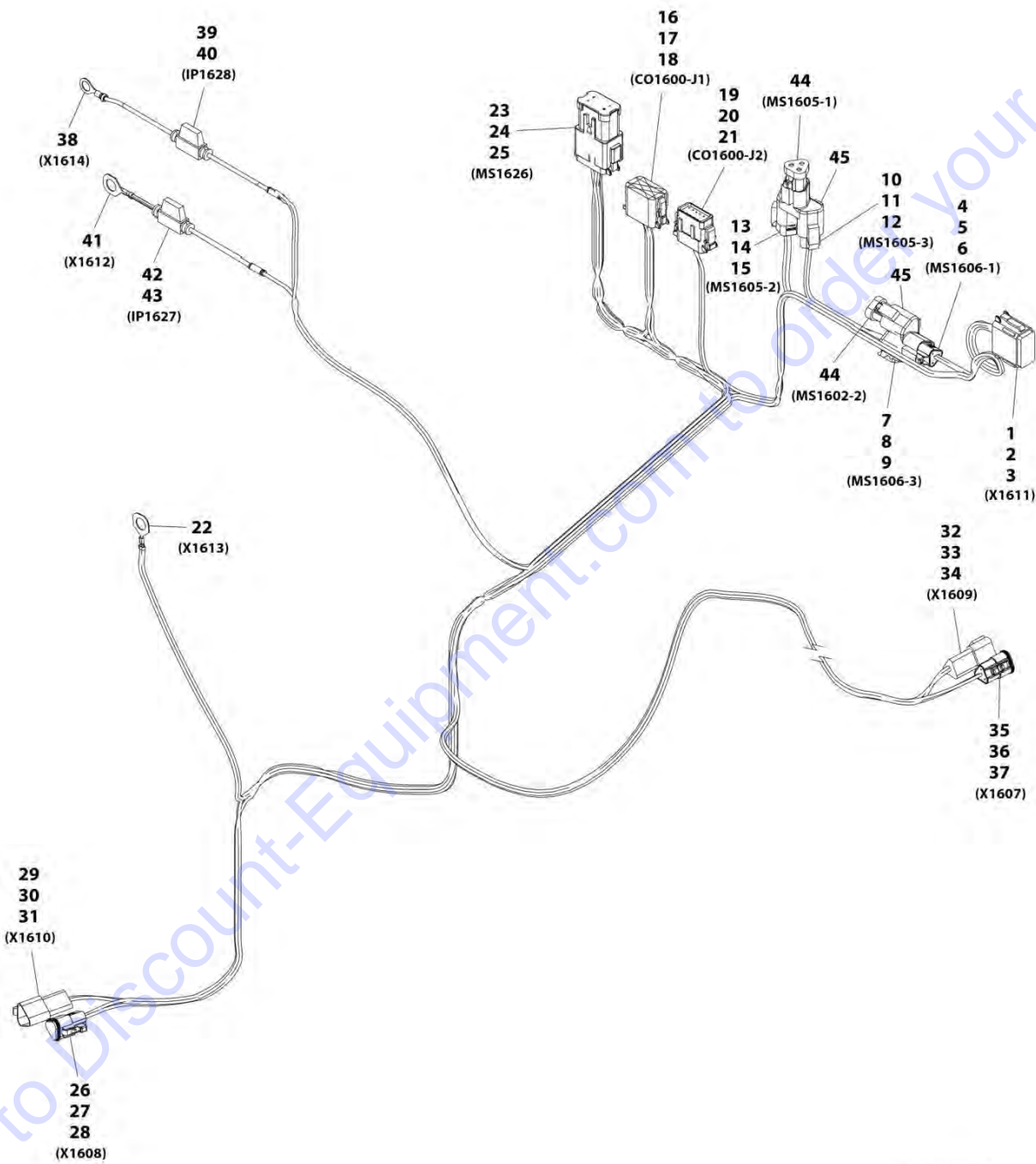
## SECTION 10 - ELECTRICAL

**FIGURE 10-79. CUSTOMER SUPPLIED TELEMATICS CANBUS**

ITEM	PART NUMBER	QTY	DESCRIPTION	REV
	1001222388	Ref	Customer Supplied Telematics Canbus	B
1	1062255	AR	Tie, Strap	
2	3290505	2	Nut, Lock M5X0.8	
4	4811600	2	Washer, M5	
5	1001153749	2	Clip	
6	1001229458	1	Controller, Gateway (See Separate Breakdown in this section)	
7	1001219082	1	Bracket	
8	1001225259	1	Harness, 4ward Telematics (See Separate Breakdown in this section)	

SECTION 10 - ELECTRICAL

FIGURE 10-80. TELEMATICS HARNESS



ART\_1001225259-B

# PARTS FINDER

**Search Website  
by Part Number**

**Discount  
Equipment**



**Search Manual  
Library For Parts  
Manual & Lookup Part  
Numbers – Purchase  
or Request Quote**

**Search Manuals**

Enter the serial number or part number to search for a part.

\* Find:

\* Model:

\* Serial:

Search

**Can't Find Part or  
Manual? Request Help  
by Manufacturer,  
Model & Description**

**Parts Order Form**

Please fill in the following information to request help finding a part or manual.

Manufacturer:

Model:

Serial:

Part Number:

Description:

Quantity:

Unit Price:

Total:

Submit

Discount-Equipment.com is your online resource for quality parts & equipment.

Florida: **561-964-4949** Outside Florida TOLL FREE: **877-690-3101**

**Need parts?**

Click on this link: <http://www.discount-equipment.com/category/5443-parts/> and choose one of the options to help get the right parts and equipment you are looking for. Please have the machine model and serial number available in order to help us get you the correct parts. If you don't find the part on the website or on one of the online manuals, please fill out the request form and one of our experienced staff members will get back to you with a quote for the right part that your machine needs.

We sell worldwide for the brands: Genie, Terex, JLG, MultiQuip, Mikasa, Essick, Whiteman, Mayco, Toro Stone, Diamond Products, Generac Magnum, Airman, Haulotte, Barreto, Power Blanket, Nifty Lift, Atlas Copco, Chicago Pneumatic, Allmand, Miller Curber, Skyjack, Lull, Skytrak, Tsurumi, Husquvarna Target, Stow, Wacker, Sakai, Mi-T-M, Sullair, Basic, Dynapac, MBW, Weber, Bartell, Bennar Newman, Haulotte, Ditch Runner, Menegotti, Morrison, Contec, Buddy, Crown, Edco, Wyco, Bomag, Laymor, EZ Trench, Bil-Jax, F.S. Curtis, Gehl Pavers, Heli, Honda, ICS/PowerGrit, IHI, Partner, Imer, Clipper, MMD, Koshin, Rice, CH&E, General Equipment, Amida, Coleman, NAC, Gradall, Square Shooter, Kent, Stanley, Tamco, Toku, Hatz, Kohler, Robin, Wisconsin, Northrock, Oztec, Toker TK, Rol-Air, APT, Wylie, Ingersoll Rand / Doosan, Innovatech, Con X, Ammann, Mecalac, Makinex, Smith Surface Prep, Small Line, Wanco, Yanmar

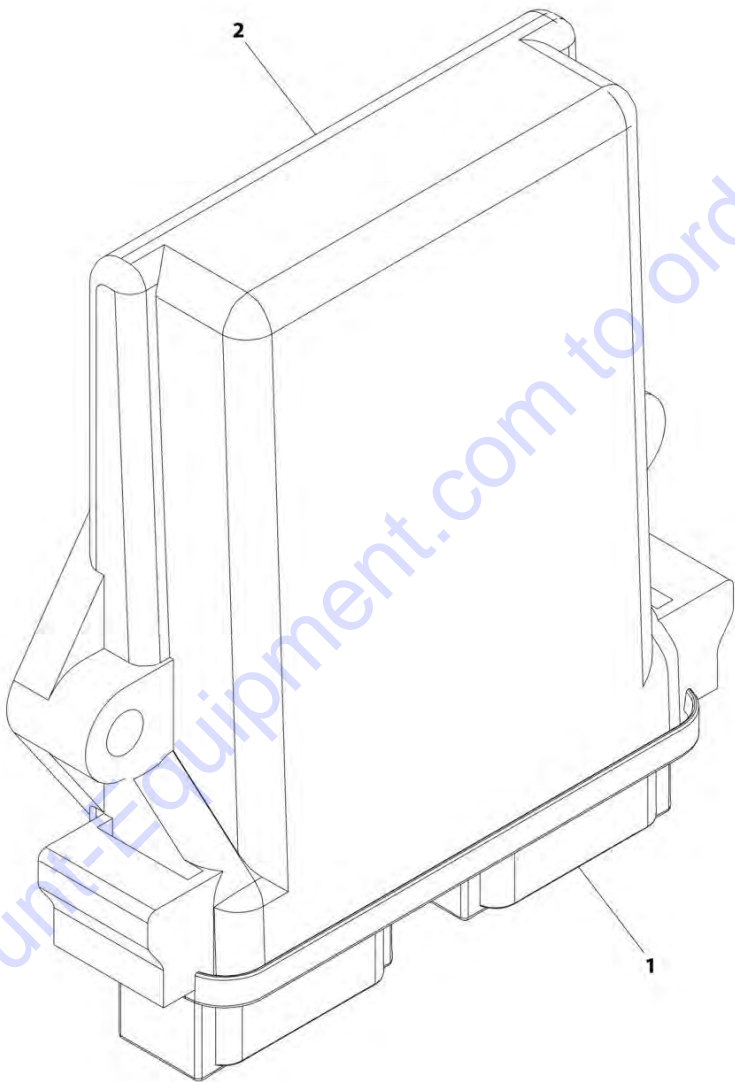
## SECTION 10 - ELECTRICAL

**FIGURE 10-80. TELEMATICS HARNESS**

ITEM	PART NUMBER	QTY	DESCRIPTION	REV
	1001225259	Ref	Telematic Harness	B
1	4460933	1	Connector	
2	4460465	5	Terminal	
3	4460466	7	Plug	
4	1001116812	1	Connector	
5	4460465	2	Terminal	
6	4460466	1	Plug	
7	4460539	1	Connector	
8	4460465	2	Terminal	
9	4460466	1	Plug	
10	4460539	1	Connector	
11	4460465	2	Terminal	
12	4460466	1	Plug	
13	1001116812	1	Connector	
14	4460465	2	Terminal	
15	4460466	1	Plug	
16	1001116774	1	Connector	
17	4460518	6	Plug	
18	1001126008	6	Terminal	
19	1001116808	1	Connector	
20	4460518	10	Plug	
21	1001126008	2	Terminal	
22	1001187081	1	Connector	
23	4460933	1	Connector	
24	1001200206	1	Connector, DT 12 Pin 4X3 Buss	
25	4460465	13	Terminal	
26	1001116812	1	Connector	
27	4460465	2	Terminal	
28	4460466	1	Plug	
29	1001144147	1	Connector	
30	4460464	2	Terminal	
31	4460466	1	Plug	
32	1001144147	1	Connector	
33	4460464	2	Terminal	
34	4460466	1	Plug	
35	1001116812	1	Connector	
36	4460465	2	Terminal	
37	4460466	1	Plug	
38	4460670	1	Connector	
39	2400060	1	Connector	
40	8229242	1	Terminal	
41	1001187078	1	Connector	
42	2400060	1	Connector	
43	8229242	1	Terminal	
44	1001116815	2	Connector, 3 Pin	
45	4460945	2	Terminal, 3 Way "T" Receptacle	

SECTION 10 - ELECTRICAL

FIGURE 10-81. GATEWAY CONTROLLER



ART\_1001229458-B

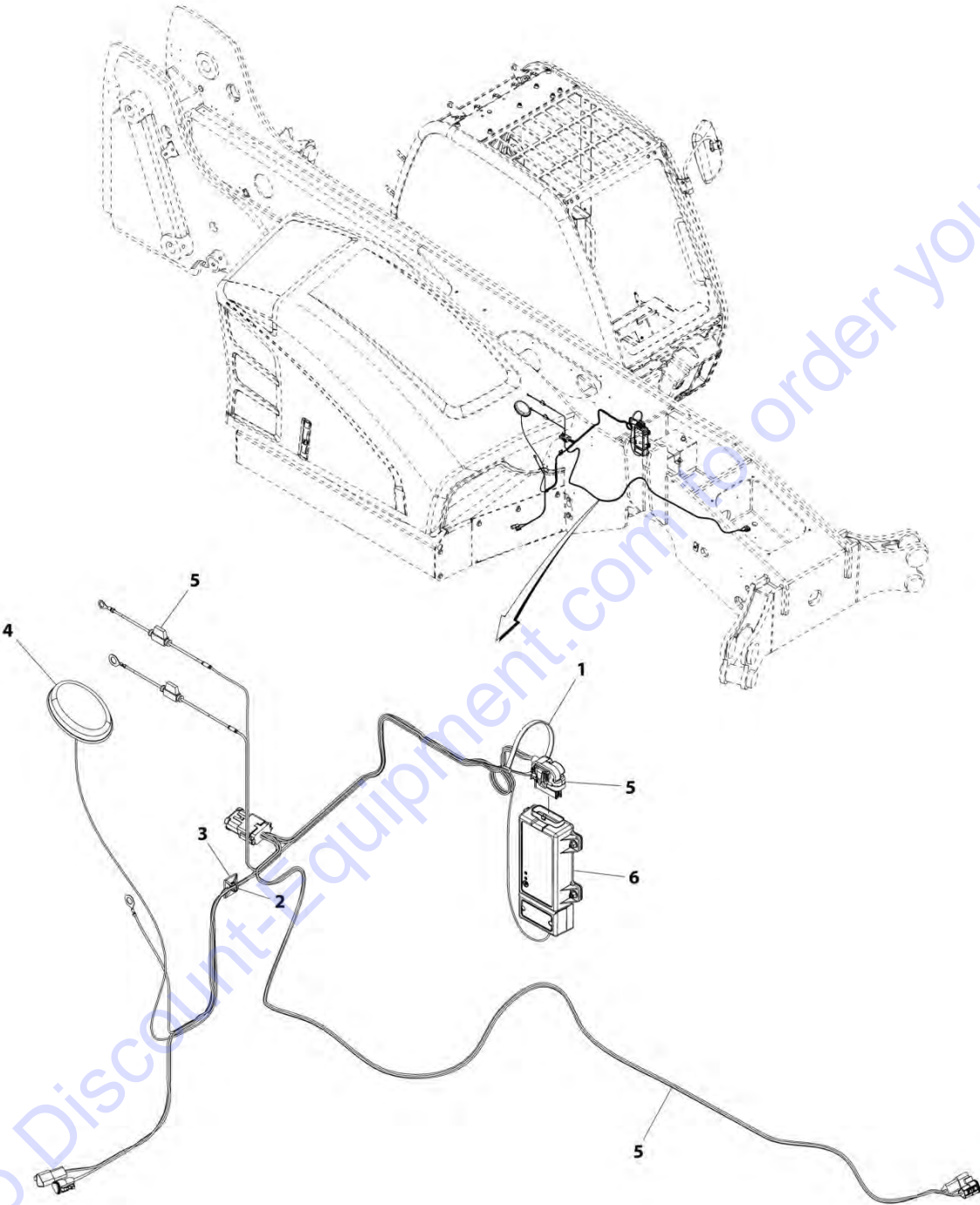
## SECTION 10 - ELECTRICAL

**FIGURE 10-81. GATEWAY CONTROLLER**

ITEM	PART NUMBER	QTY	DESCRIPTION	REV
	1001229458	Ref	Gateway Controller	B
1	1001100828	1	PC Board	
2	1001100829	1	Box, Circuit Card	
3	1001229457	1	Software, Gateway (not shown)	

SECTION 10 - ELECTRICAL

FIGURE 10-82. TELEMATICS CANBUS INSTALLATION (CLEARSKY 2) (ANSI)



ART\_1001221941-A

## SECTION 10 - ELECTRICAL


**FIGURE 10-82. TELEMATICS CANBUS INSTALLATION (CLEARSKY 2) (ANSI)**

ITEM	PART NUMBER	QTY	DESCRIPTION	REV
	1001221941	Ref	Telematics Canbus Installation (Clearsky 2)	A
1	1062255	AR	Tie, Strap	
2	4240032	AR	Tie, Strap	
3	4460234	AR	Tie, Strap	
4	1001226799	1	Antenna	
5	1001227297	1	Harness, 4ward Telematics (Clearsky 2) (See Separate Breakdown in this section)	
6	1001229955	1	Module	



## 996

943



ART\_1001239249-A

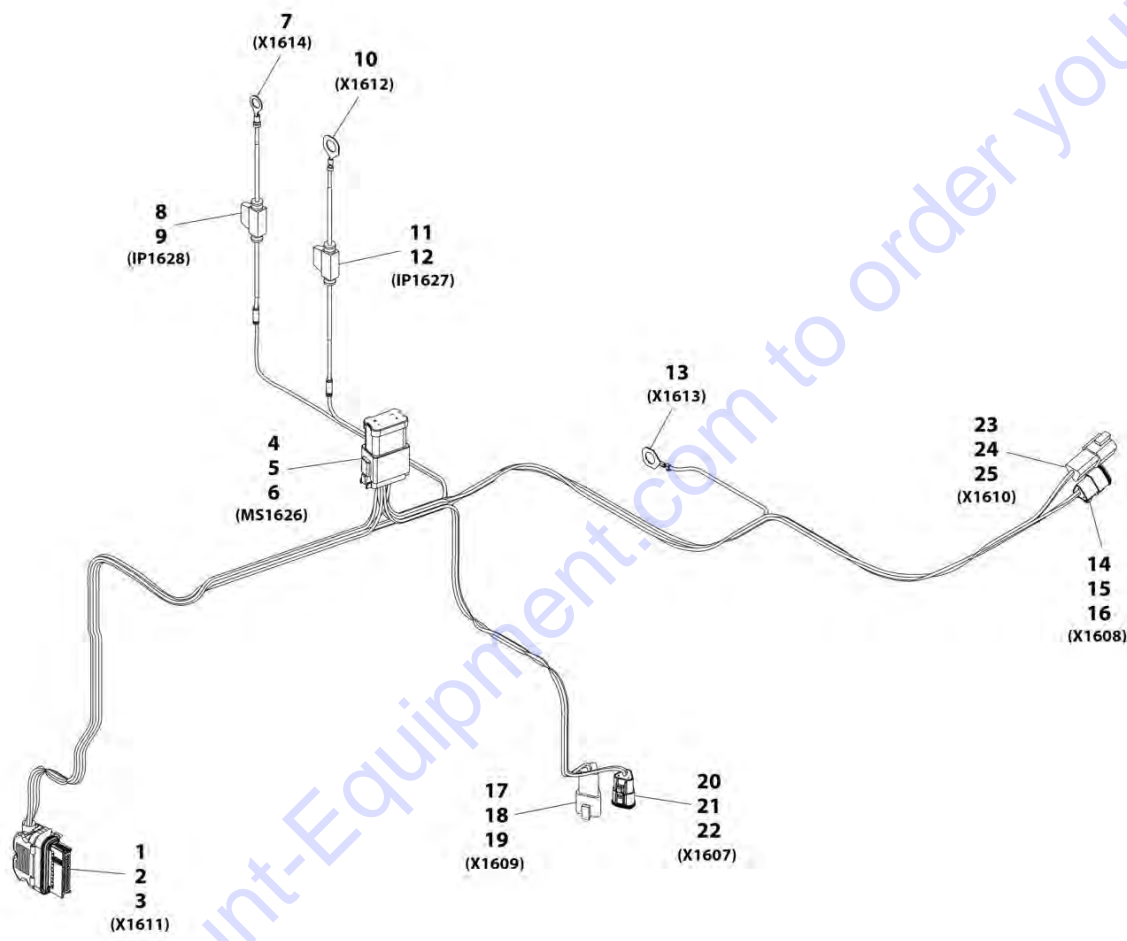
## SECTION 10 - ELECTRICAL

**FIGURE 10-83. TELEMATICS CANBUS INSTALLATION (CLEARSKY 2) (C.E.)**

ITEM	PART NUMBER	QTY	DESCRIPTION	REV
	1001239249	Ref	Telematics Canbus Installation (Clearsky 2) (CE)	A
1	1062255	AR	Tie, Strap	
2	4240032	AR	Tie, Strap	
3	4460234	AR	Tie, Strap	
4	1001226799	1	Antenna	
5	1001227297	1	Harness, 4ward Telematics (Clearsky 2) (See Separate Breakdown in this section)	
6	1001239194	1	Module	

SECTION 10 - ELECTRICAL

FIGURE 10-84. 4WARD TELEMATIC, HARNESS (CLEARSKY 2)



ART\_1001227297-B

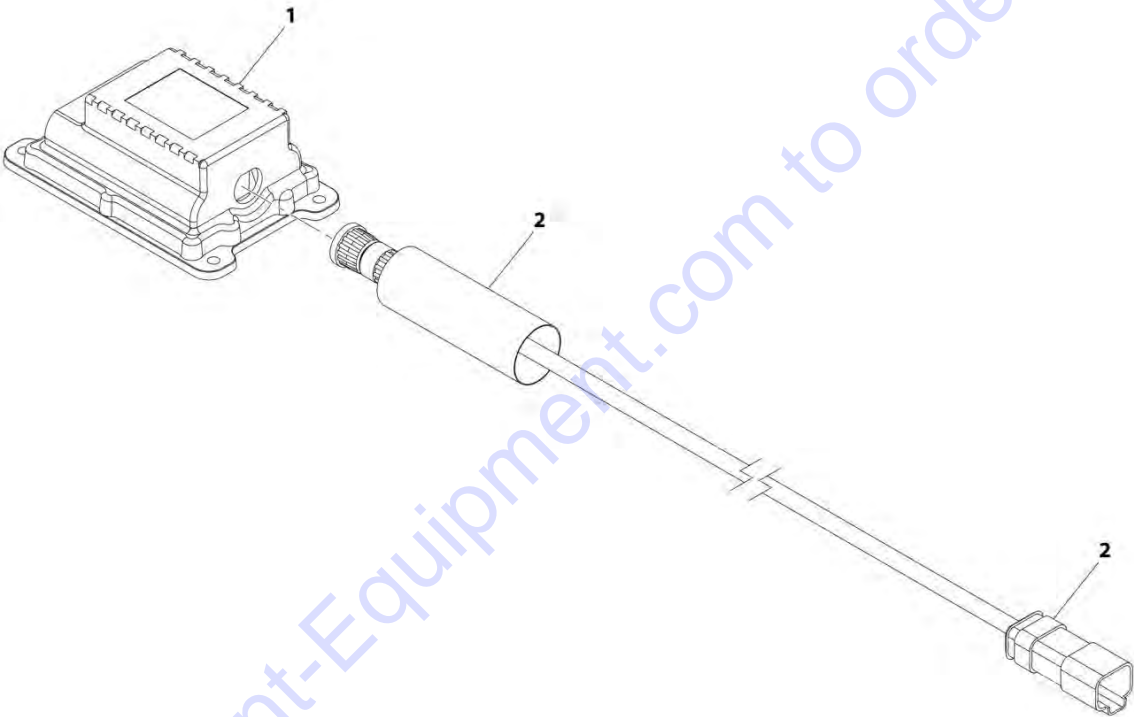
## SECTION 10 - ELECTRICAL

**FIGURE 10-84. 4WARD TELEMATIC, HARNESS (CLEARSKY 2)**

ITEM	PART NUMBER	QTY	DESCRIPTION	REV
	1001227297	Ref	4ward Telematic, Harness (Clearsky 2)	B
1	1001226636	1	Connector	
2	1001226637	7	Terminal	
3	1001116731	17	Plug	
4	4460933	1	Connector	
5	4460465	12	Terminal	
6	1001200206	1	Connector, DT 12 Pin 4X3 Buss	
7	4460670	1	Connector	
8	2400060	1	Connector	
9	8229242	1	Fuse, 5amp	
10	1001187078	1	Connector	
11	2400060	1	Connector	
12	8229242	1	Fuse, 5amp	
13	1001187081	1	Connector	
14	1001116812	1	Connector	
15	4460465	2	Terminal	
16	4460466	1	Plug	
17	1001144147	1	Connector	
18	4460464	2	Terminal	
19	4460466	1	Plug	
20	1001116812	1	Connector	
21	4460465	2	Terminal	
22	4460466	1	Plug	
23	1001144147	1	Connector	
24	4460464	2	Terminal	
25	4460466	1	Plug	

SECTION 10 - ELECTRICAL

FIGURE 10-85. CLEARSKY INSTALLATION 3-WIRE (ANSI)



ART\_1001229107-C

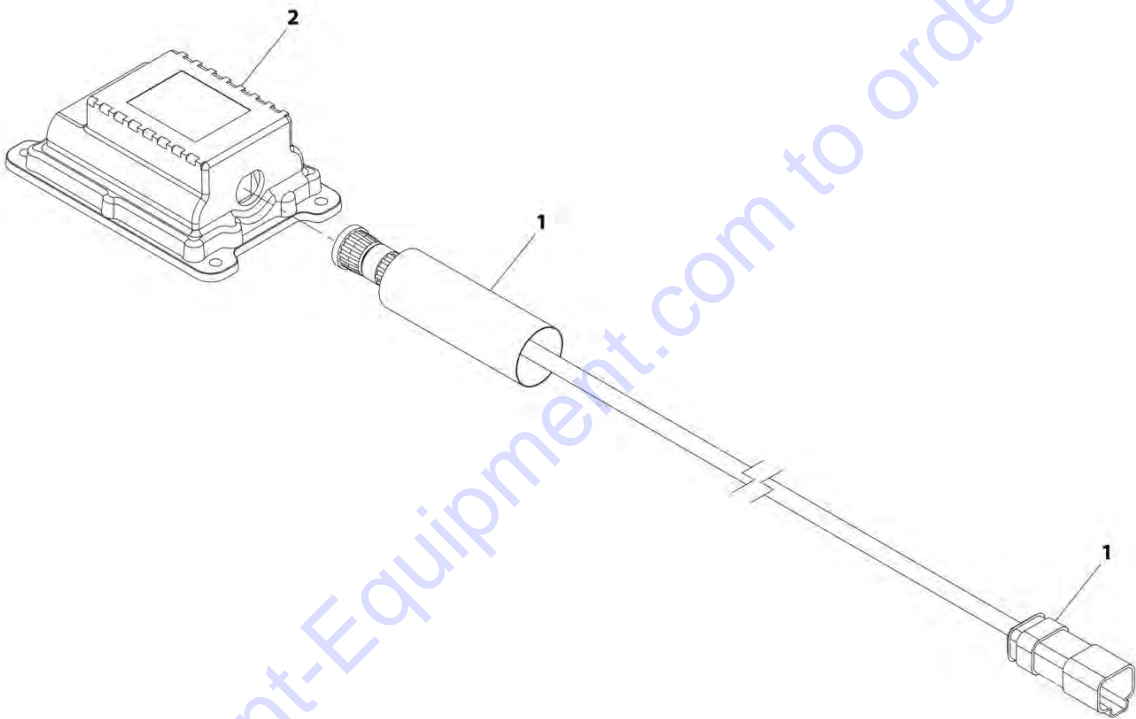
## SECTION 10 - ELECTRICAL

**FIGURE 10-85. CLEARSKY INSTALLATION 3-WIRE (ANSI)**

ITEM	PART NUMBER	QTY	DESCRIPTION	REV
1	1001229107	Ref	Clearsky Installation 3-Wire	C
	1001226328	1	Module, 3W TCU	
	1001227066	Ref	Telematics Harness (See Separate Breakdown in this Section)	

SECTION 10 - ELECTRICAL

FIGURE 10-86. CLEARSKY INSTALLATION 3-WIRE (C.E.)



ART\_1001233237-C

## SECTION 10 - ELECTRICAL

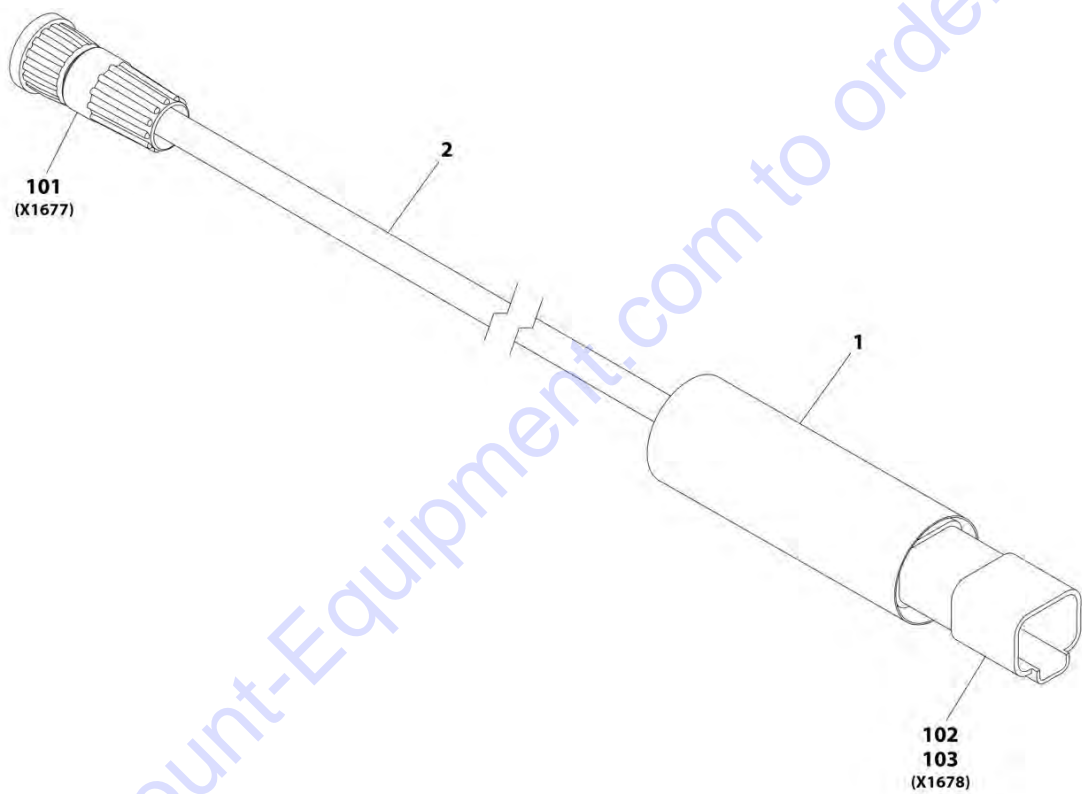
**FIGURE 10-86. CLEARSKY INSTALLATION 3-WIRE (C.E.)**

ITEM	PART NUMBER	QTY	DESCRIPTION	REV
	1001233237	Ref	Clearsky Installation 3-Wire (CE)	C
1	1001227066	1	Telematics Harness (See Separate Breakdown in this Section)	
2	1001233236	1	Module, 3W TCU	



SECTION 10 - ELECTRICAL

FIGURE 10-87. TELEMATICS HARNESS



ART\_1001227066-A

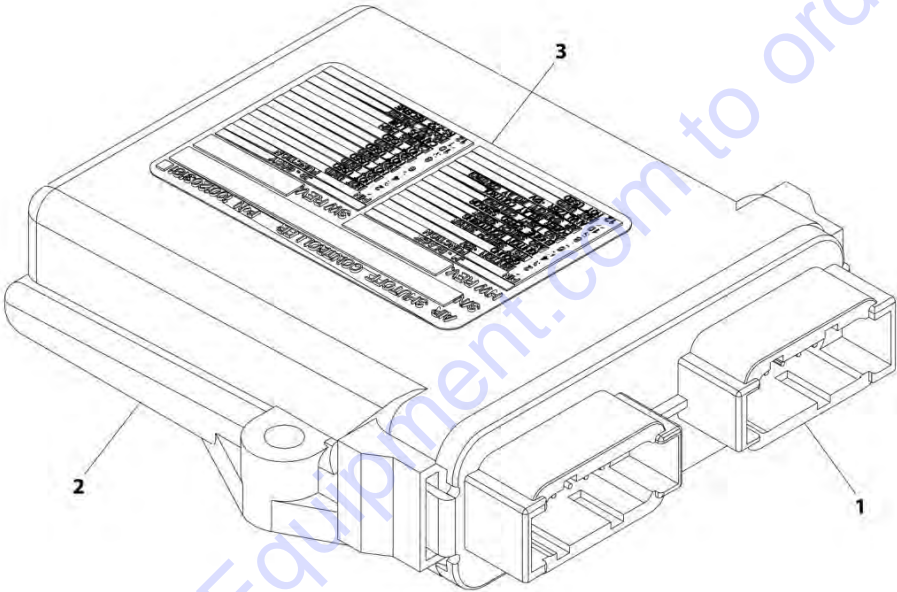
## SECTION 10 - ELECTRICAL

**FIGURE 10-87. TELEMATICS HARNESS**

ITEM	PART NUMBER	QTY	DESCRIPTION	REV
	1001227066	Ref	Telematics Harness	A
1	1001226400	0.33 ft	Insulate, Heat Shrink	
2	1001227068	3.3 ft	Cable	
101	1001227266	1	Connector	
102	1001129407	1	Connector	
103	4460464	4	Terminal	

SECTION 10 - ELECTRICAL

FIGURE 10-88. CONTROL ACCESSORY



ART\_1001203181-C

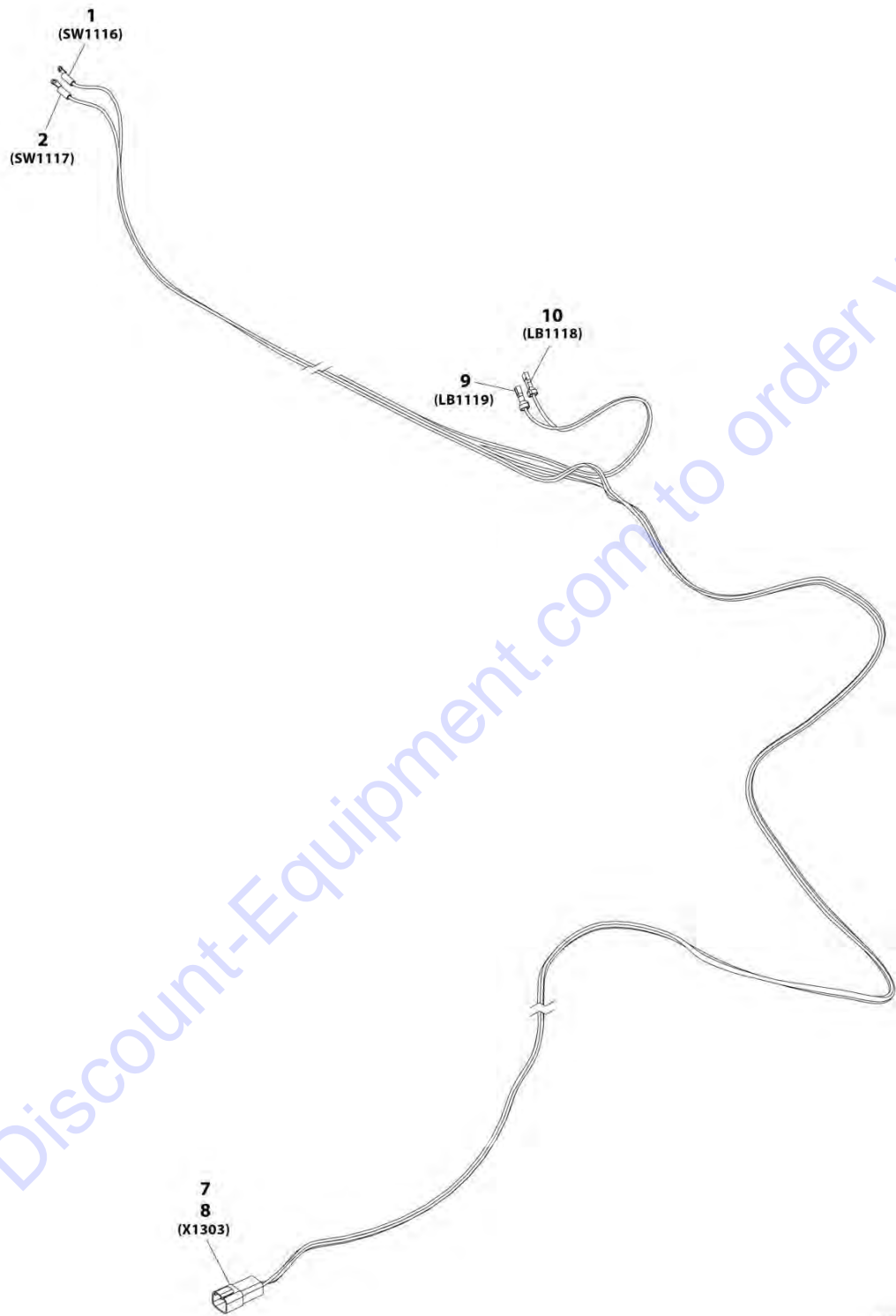
## SECTION 10 - ELECTRICAL

**FIGURE 10-88. CONTROL ACCESSORY**

ITEM	PART NUMBER	QTY	DESCRIPTION	REV
	1001203181	Ref	Control Accessory	C
1	1001215630	1	PC Board	
2	0861493	1	Box, Circuit Card	
3	1001215631	1	Decal	
4	1001215632	1	Software (not shown)	

SECTION 10 - ELECTRICAL

FIGURE 10-89. CAB AIR SHUT OFF VALVE HARNESS



ART\_1001231407-C

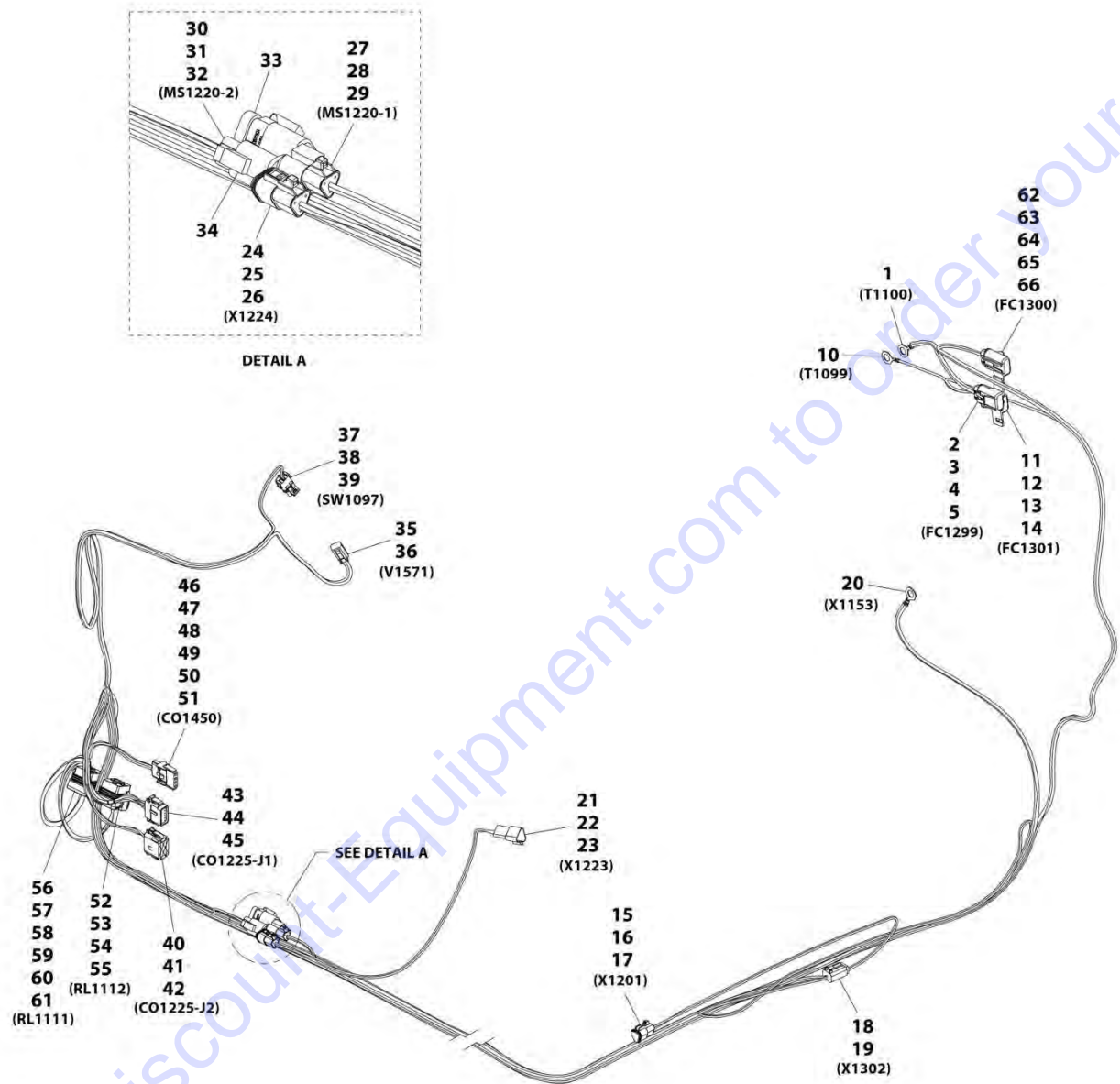
## SECTION 10 - ELECTRICAL

**FIGURE 10-89. CAB AIR SHUT OFF VALVE HARNESS**

ITEM	PART NUMBER	QTY	DESCRIPTION	REV
	1001231407	1	Cab Air Shutoff Valve Harness	C
1	8220035	1	Terminal, Ring	
2	8220035	1	Terminal, Ring	
7	4460932	1	Connector	
8	4460464	4	Pin	
9	8220108	1	Connector, Female	
10	8220108	1	Connector, Female	

SECTION 10 - ELECTRICAL

FIGURE 10-90. ENGINE AIR SHUT OFF VALVE HARNESS



ART\_1001231483-C

## SECTION 10 - ELECTRICAL

**FIGURE 10-90. ENGINE AIR SHUT OFF VALVE HARNESS**

ITEM	PART NUMBER	QTY	DESCRIPTION	REV
	1001231483	Ref	Engine Air Shut Off Valve Harness	C
1	1001187079	1	Terminal, Ring	
2	1001231397	1	Connector	
3	8229235	1	Fuse, 20amp	
4	1001231401	2	Terminal	
5	1001230402	2	Seal	
10	1001187078	1	Terminal, Ring	
11	1001231397	1	Connector	
12	8229261	1	Fuse, 20amp	
13	1001231400	2	Terminal	
14	1001230403	2	Seal	
15	1001116812	1	Connector	
16	4460465	2	Terminal	
17	4460466	1	Plug	
18	4460884	1	Connector	
19	4460465	4	Terminal	
20	1001187079	1	Terminal, Ring	
21	1001144147	1	Connector	
22	4460464	2	Terminal	
23	4460466	1	Plug	
24	1001116812	1	Connector	
25	4460465	2	Terminal	
26	4460466	1	Plug	
27	1001116812	1	Connector	
28	4460465	2	Terminal	
29	4460466	1	Plug	
30	4460539	1	Connector	
31	4460465	2	Terminal	
32	4460466	1	Plug	
33	1001116815	1	Connector, 3 Pin	
34	4460945	1	Terminal, 3 Way "T" Receptacle	
35	4460891	1	Connector	
36	1001157890	2	Terminal	
37	4460742	1	Connector	
38	4460475	2	Terminal	
39	4460458	2	Plug	
40	1001116774	1	Connector	
41	4460518	8	Plug	
42	1001126008	4	Terminal	
43	1001116808	1	Connector	
44	1001126008	9	Terminal	
45	4460518	3	Plug	
46	4460761	1	Connector	
47	4460321	1	Terminal	
48	1001118378	4	Terminal	
49	4460809	4	Plug	
50	1001143551	1	Seal	
51	1001218358	1	Lanyard Rope	
52	1001231398	1	Connector	
53	1001231400	4	Terminal	



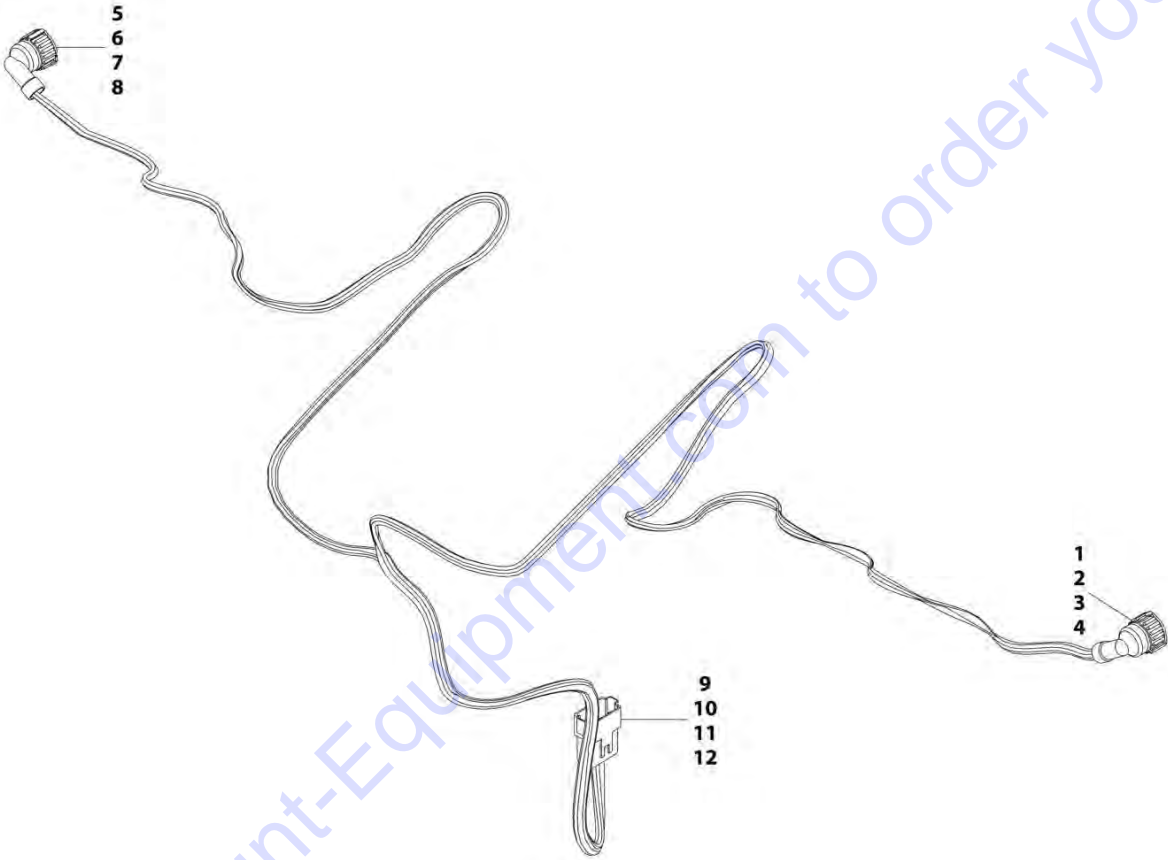
## SECTION 10 - ELECTRICAL

ITEM	PART NUMBER	QTY	DESCRIPTION	REV
54	1001231404	4	Seal	
55	1001231406	1	Plug	
56	1001231398	1	Connector	
57	1001231401	2	Terminal	
58	1001231402	2	Seal	
59	1001231400	2	Terminal	
60	1001231404	2	Seal	
61	1001231406	1	Plug	
62	1001231397	1	Connector	
63	8229234	1	Fuse, 20amp	
64	1001231400	2	Terminal	
65	1001230403	1	Seal	
66	1001230404	1	Seal	



SECTION 10 - ELECTRICAL

FIGURE 10-91. TAIL LIGHTS HARNESS



ART\_1001173092-D

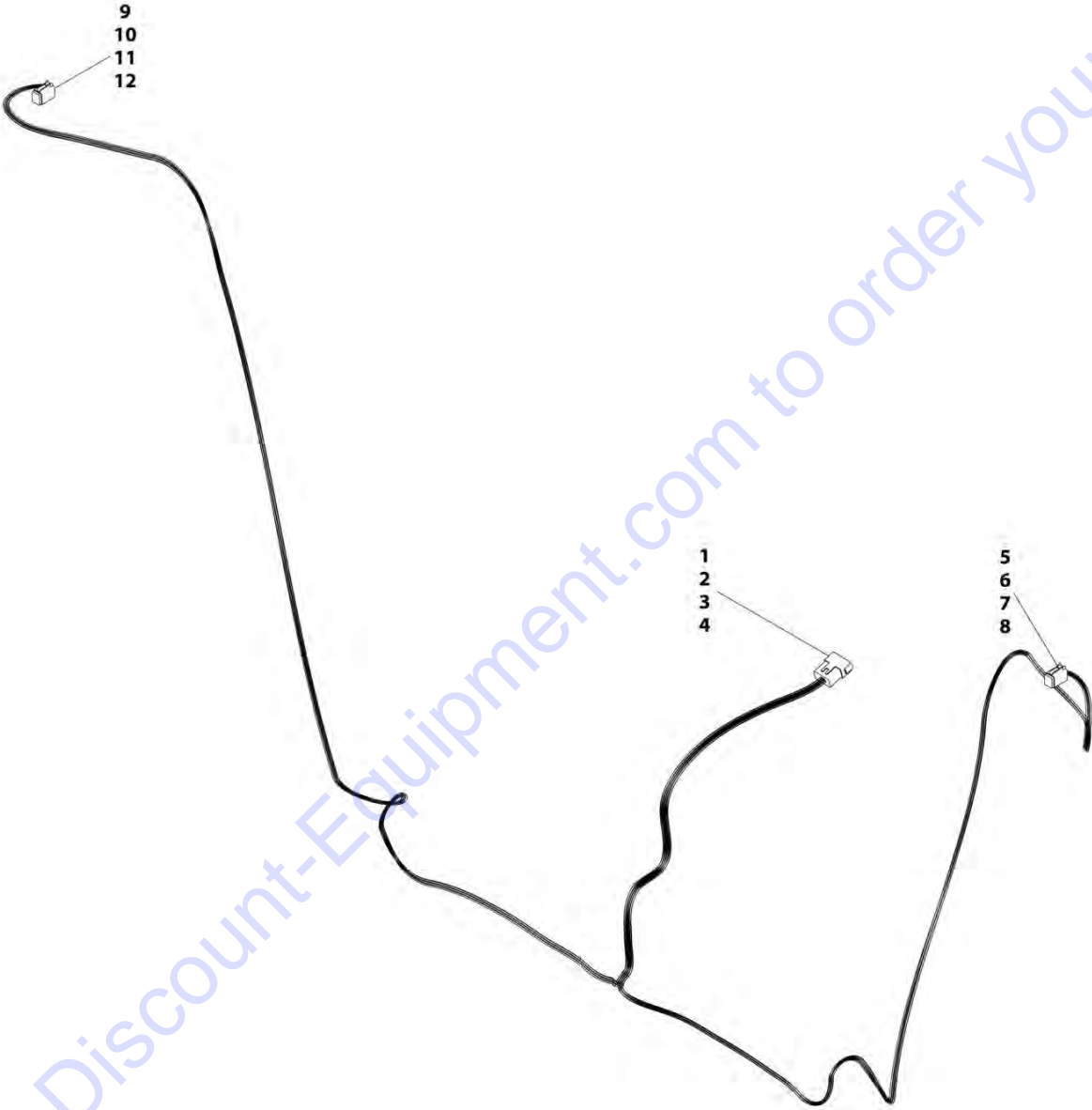
## SECTION 10 - ELECTRICAL

**FIGURE 10-91. TAIL LIGHTS HARNESS**

ITEM	PART NUMBER	QTY	DESCRIPTION	REV
	1001173092	Ref	HBP Tail Lights Harness	D
1	1001116996	1	Connector	
2	1001118392	5	Terminal	
3	4461054	5	Seal	
4	1001116696	2	Plug	
5	1001116996	1	Connector	
6	1001118392	5	Terminal	
7	4461054	5	Seal	
8	1001116696	2	Plug	
9	4460970	1	Connector	
10	80363179	1	Lock, Connector	
11	4460941	10	Terminal	
12	4460466	2	Plug	

SECTION 10 - ELECTRICAL

FIGURE 10-92. FRONT FRAME HEADLIGHT HARNESS



ART\_100116S360-D

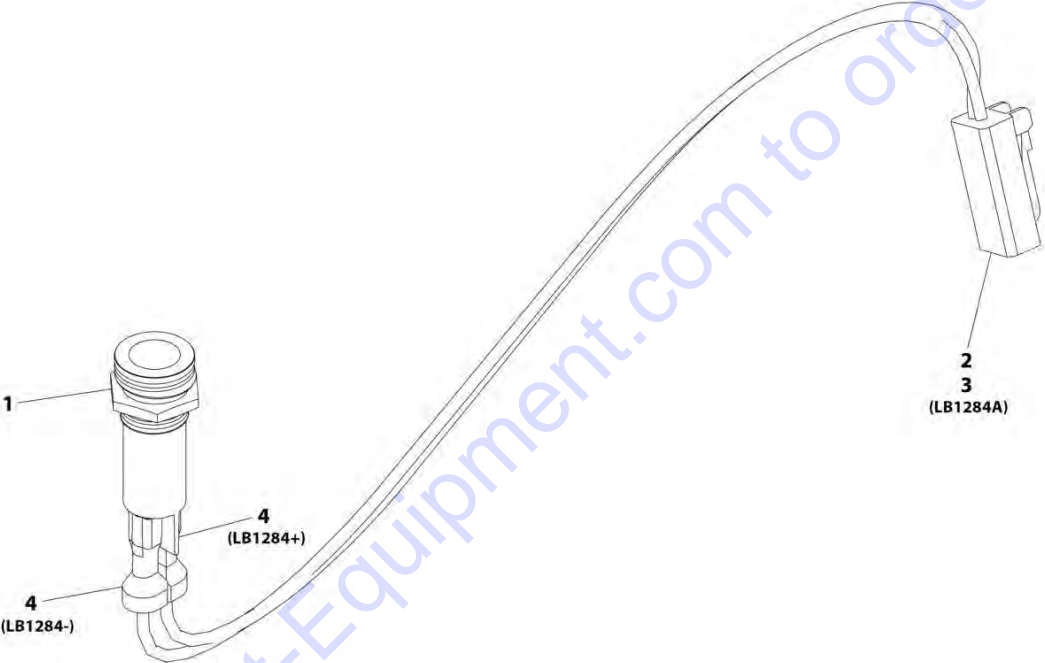
## SECTION 10 - ELECTRICAL

**FIGURE 10-92. FRONT FRAME HEADLIGHT HARNESS**

ITEM	PART NUMBER	QTY	DESCRIPTION	REV
	1001165360	Ref	Front Frame Headlight Harness	D
1	4460970	1	Connector	
2	80363179	1	Lock, Connector	
3	4460941	10	Terminal	
4	4460466	2	Plug	
5	4460894	1	Connector	
6	91504107	1	Lock, Connector	
7	4460942	5	Terminal	
8	4460466	1	Plug	
9	4460894	1	Connector	
10	91504107	1	Lock, Connector	
11	4460942	5	Terminal	
12	4460466	1	Plug	

SECTION 10 - ELECTRICAL

FIGURE 10-93. DEF PURGE LIGHT HARNESS



ART\_1001232288-A

## SECTION 10 - ELECTRICAL

**FIGURE 10-93. DEF PURGE LIGHT HARNESS**

ITEM	PART NUMBER	QTY	DESCRIPTION	REV
	1001232288	Ref	DEF Purge Light Harness	A
1	1001169825	1	LED Lamp 12V	
2	4461290	1	Connector	
3	1001126008	2	Terminal	
4	8220108	2	Connector	

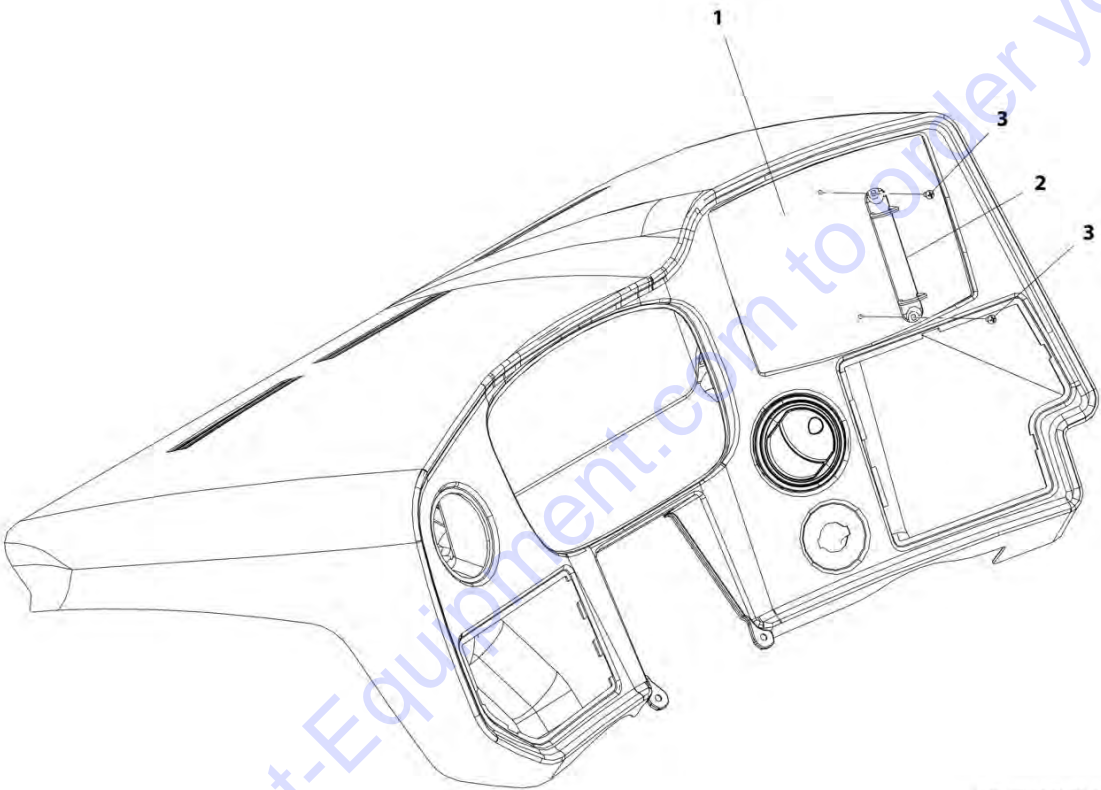




**SECTION 11 - DECALS**

SECTION 11 - DECALS

FIGURE 11-1. CAPACITY CHART HOLDER INSTALLATION



ART\_1001178706-A

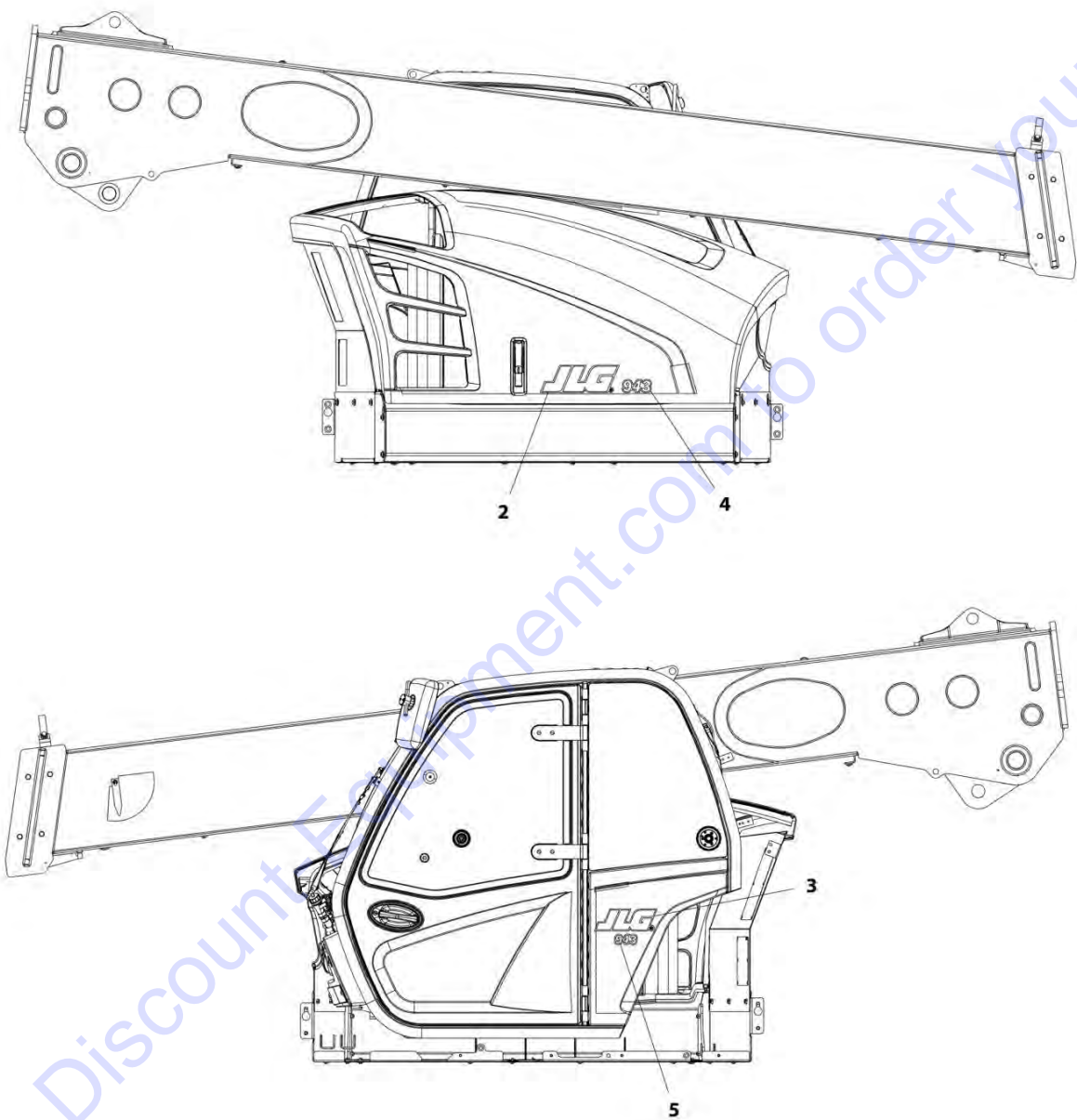
## SECTION 11 - DECALS

**FIGURE 11-1. CAPACITY CHART HOLDER INSTALLATION**

ITEM	PART NUMBER	QTY	DESCRIPTION	REV
	1001178706	Ref	Capacity Chart Holder Installation	A
1	1001179297	1	Load Chart, Bezel	
2	1001005960	1	Holder	
3	7029486	2	Screw	

SECTION 11 - DECALS

FIGURE 11-2. BRAND AND MODEL DECAL INSTALLATION



ART\_1001172978-D

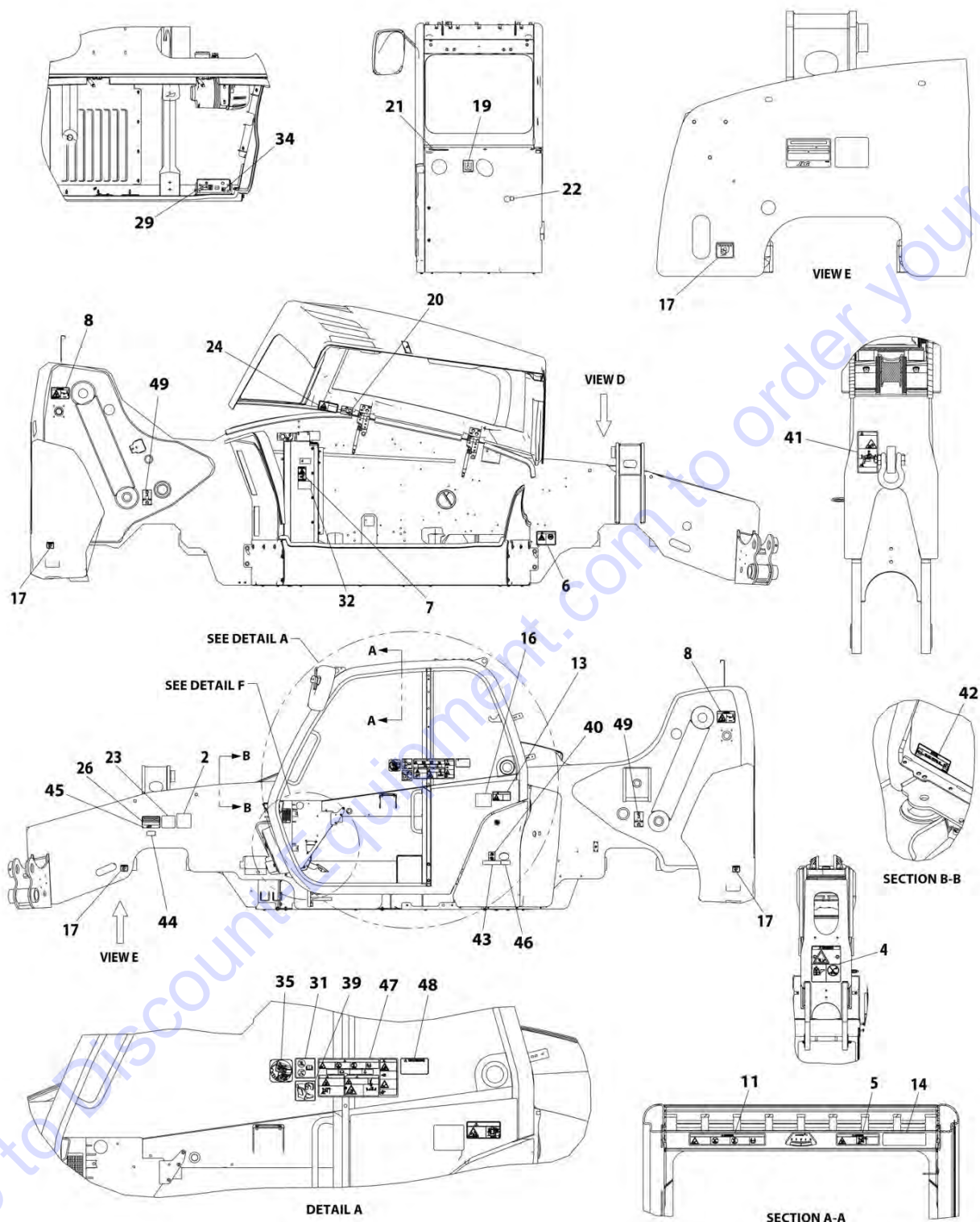
## SECTION 11 - DECALS

**FIGURE 11-2. BRAND AND MODEL DECAL INSTALLATION**

ITEM	PART NUMBER	QTY	DESCRIPTION	REV
	1001172978	1	Brand and Model Decal Installation	D
2	1001160775	1	Decal, JLG 5 Black	
3	1001169674	1	Decal, JLG M100X285	
4	1001172957	1	Decal, JLG 943	
5	1001172958	1	Decal, JLG 943 Cab	

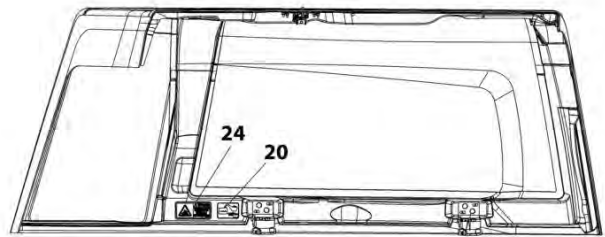
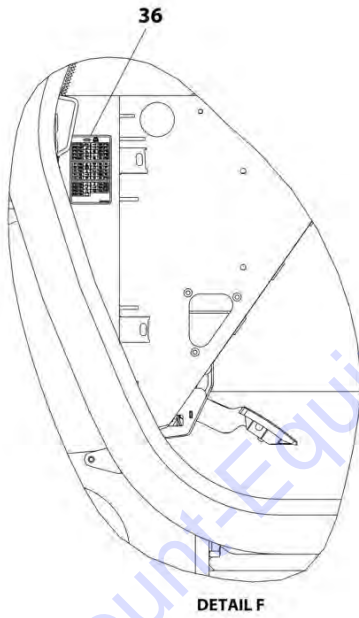
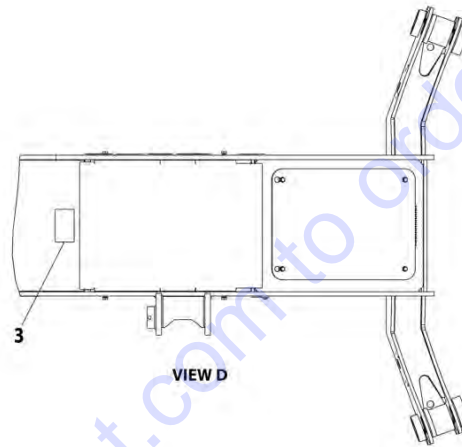
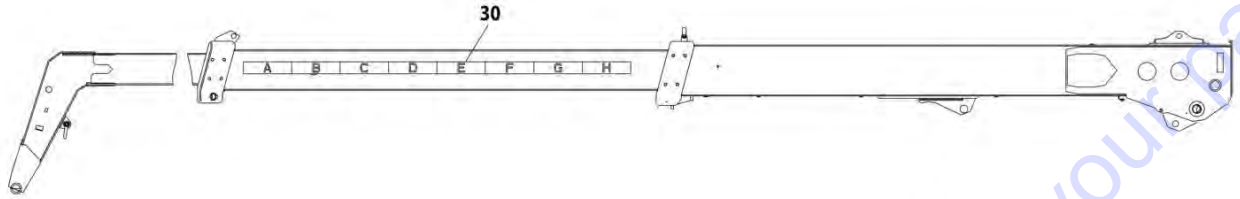
SECTION 11 - DECALS

FIGURE 11-3. DECAL INSTALLATION (ANSI) (110 HP)



ART\_1001173429\_1-O

## SECTION 11 - DECALS



ART\_1001173429\_2-O



## SECTION 11 - DECALS

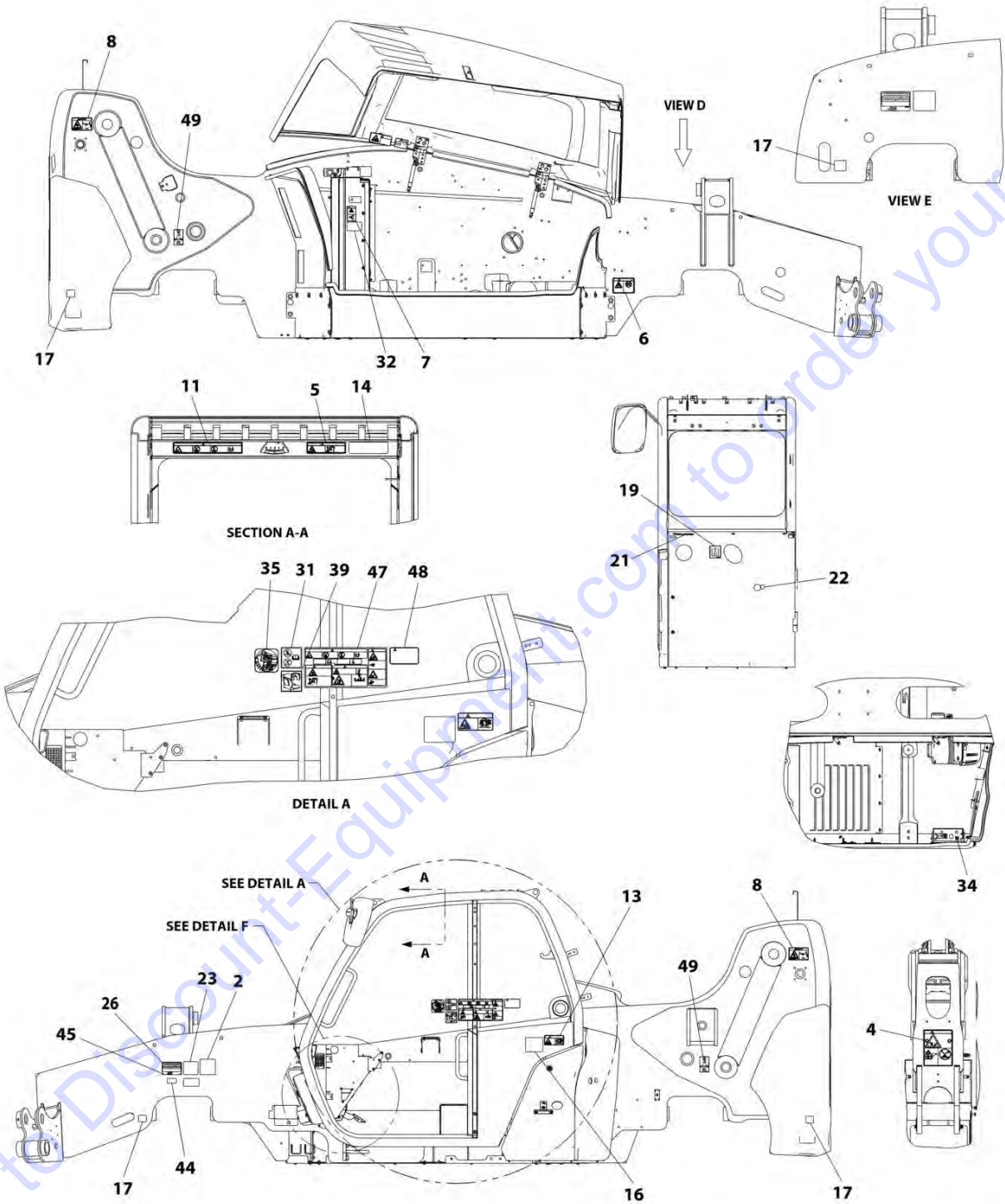
FIGURE 11-3. DECAL INSTALLATION (ANSI) (110 HP)

ITEM	PART NUMBER	QTY	DESCRIPTION	REV
	1001173429	Ref	Decal Installation	O
2	1702631	1	Decal, Bar Code	
3	1706296	1	Decal, Battery Warning	
4	1001195849	1	Decal, Carry Personnel	
5	1706299	1	Decal, Contacting Power Lines Warning	
6	1706300	1	Decal, Ether Warning	
7	1706301	1	Decal, Keep Clear Of Rotating Parts Warning	
8	1706302	2	Decal, Pinch Point Boom Holes	
9	1706303	1	Decal, Read Manual Warning (Not Shown) (SN 0160084858 through 0160086234, Excluding 0160086140)	
10	1706304	1	Decal, Run Over Hazard Warning (Not Shown) (SN 0160084858 through 0160086234, Excluding 0160086140)	
11	1706306	1	Decal, Tip Over Warning	
12	1706767	1	Decal, Machine Roll Away Warning (Not Shown) (SN 0160084858 through 0160086234, Excluding 0160086140)	
13	1706768	1	Decal, Vehicle Roll Away	
14	1706850	1	Decal, Crush Hazard Warning	
15	1706851	1	Decal, Do Not Jump Warning (Not Shown) (SN 0160084858 through 0160086234, Excluding 0160086140)	
16	3251813	1	Decal, USA	
17	4109801	4	Decal, Tie Down Point	
19	1001094708	1	Decal, Hydraulic Oil	
20	1001109053	1	Decal, Coolant Fill	
21	1001218704	1	Decal, Ultra Low Sulfur Diesel	
22	1001130323	1	Decal, Oil Level	
23	1001131271	1	Decal, Patent	
24	1001139578	1	Decal, Hot Fluid Warning	
26	1001229575	1	Decal, Nameplate	
29	1001195855	1	Decal, Battery Disconnect	
30	1001171277	1	Decal, Boom Extend	
31	1001172035	1	Decal, No Weld or Drill	
32	1001173422	1	Decal, MCO 110HP	
34	1001184632	1	Decal, Battery Positive	
35	1001188372	1	Decal, Sway	
36	1001191229	1	Decal, Fuse Panel	
39	1001200101	1	Decal, Manual	
40	1001196806	1	Decal, Diesel Exhaust Fluid	
41	1001207217	1	Decal, Danger Swinging Loads	
42	1001218659	1	Decal, Brake Fluid	
43	1001219212	1	Decal, DEF Fluid	
44	1001223453	1	Decal, ICES	
45	1001009178	4	Decal, Track Metal	
46	1001230310	1	Decal, JLG DEF Tank Service	
47	1707078	1	Decal, Warning/Danger Cab (SN 0160086234 to Present, Including 0160086140)	
48	1001231801	1	Decal, Warning Prop 65 Diesel (SN 0160086234 to Present, Including 0160086140)	
49	1001222650	2	Decal, Axle Lift (SN 0160086234 to Present, Including 0160086140)	



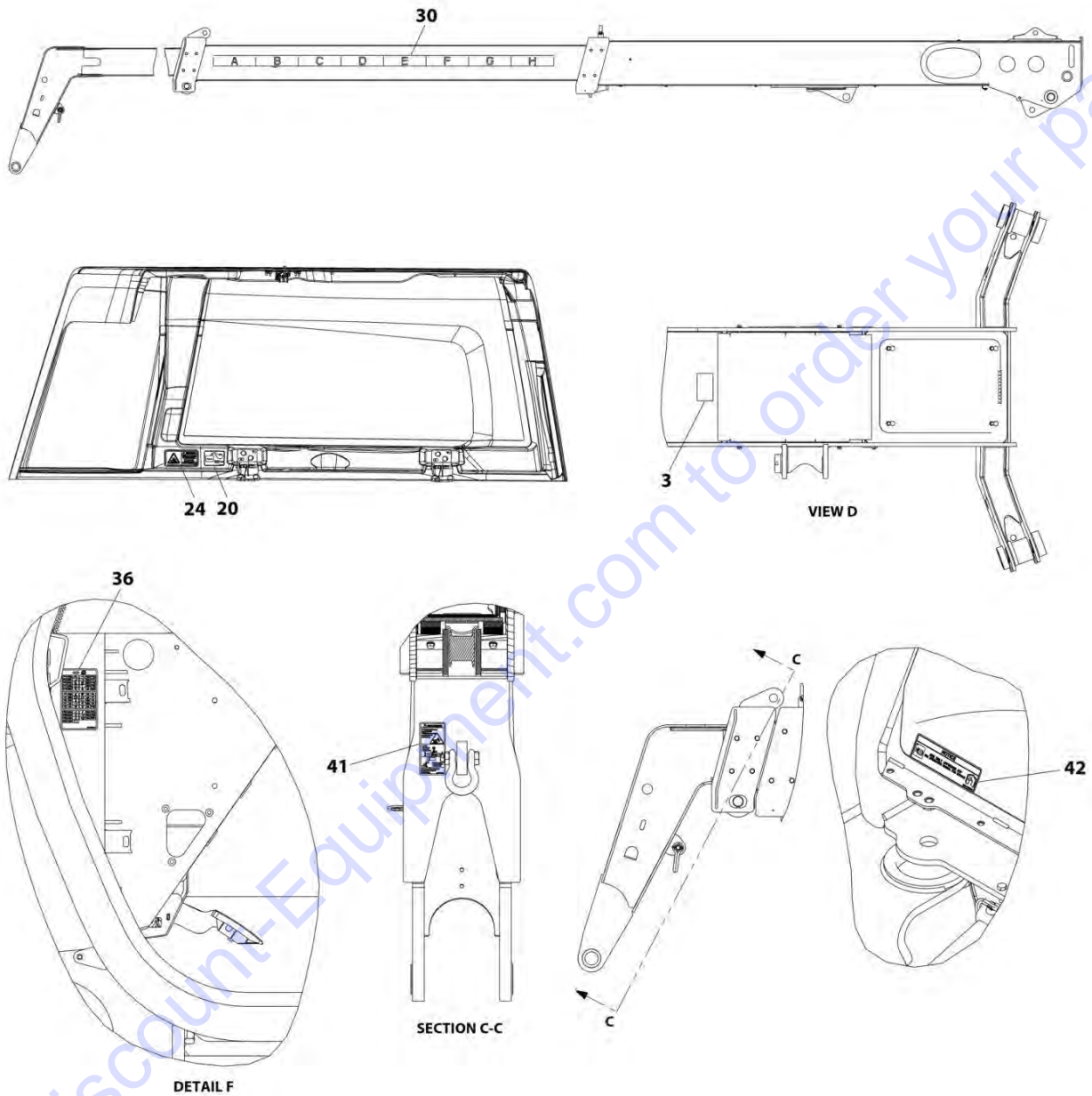
SECTION 11 - DECALS

FIGURE 11-4. DECAL INSTALLATION (ANSI) (74 HP)



ART\_1001227339\_1-G

## SECTION 11 - DECALS



ART\_1001227339\_2-G

## SECTION 11 - DECALS

FIGURE 11-4. DECAL INSTALLATION (ANSI) (74 HP)

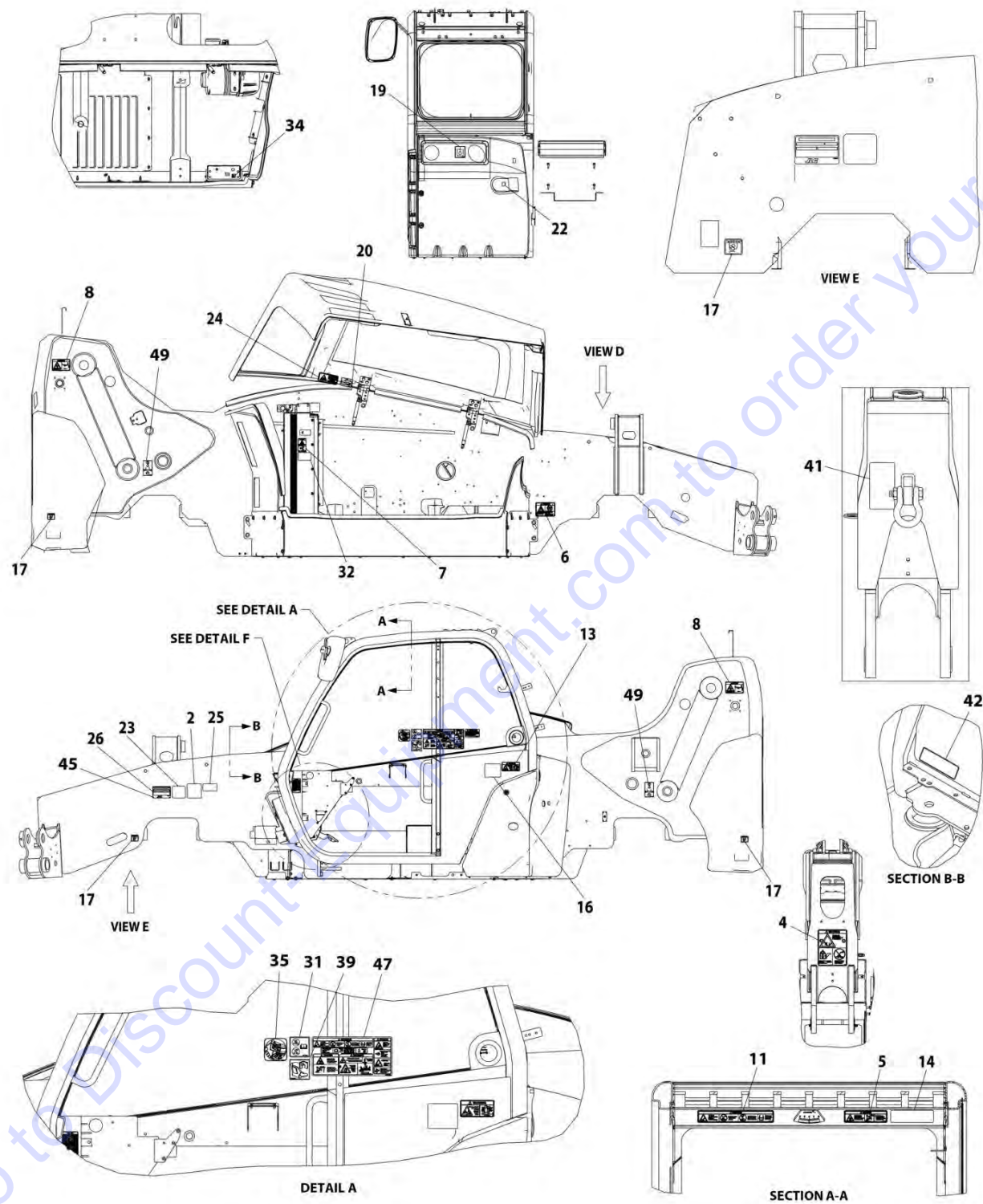
ITEM	PART NUMBER	QTY	DESCRIPTION	REV
	1001227339	Ref	Decal Installation (ANSI)	G
2	1702631	1	Decal, Bar Code	
3	1706296	1	Decal, Battery Warning	
4	1001195849	1	Decal, Carry Personnel	
5	1706299	1	Decal, Contacting Power Lines Warning	
6	1706300	1	Decal, Ether Warning	
7	1706301	1	Decal, Keep Clear Of Rotating Parts Warning	
8	1706302	2	Decal, Pinch Point Boom Holes	
9	1706303	1	Decal, Read Manual Warning (Not Shown) (SN 0160084858 through 0160086234, Excluding 0160086140)	
10	1706304	1	Decal, Run Over Hazard Warning (Not Shown) (SN 0160084858 through 0160086234, Excluding 0160086140)	
11	1706306	1	Decal, Tip Over Warning	
12	1706767	1	Decal, Machine Roll Away Warning (Not Shown) (SN 0160084858 through 0160086234, Excluding 0160086140)	
13	1706768	1	Decal, Vehicle Roll Away	
14	1706850	1	Decal, Crush Hazard Warning	
15	1706851	1	Decal, Do Not Jump Warning (Not Shown) (SN 0160084858 through 0160086234, Excluding 0160086140)	
16	3251813	1	Decal, USA	
17	4109801	4	Decal, Tie Down Point	
19	1001094708	1	Decal, Hydraulic Oil	
20	1001109053	1	Decal, Coolant Fill	
21	1001218704	1	Decal, Ultra Low Sulfur Diesel	
22	1001130323	1	Decal, Oil Level	
23	1001131271	1	Decal, Patent	
24	1001139578	1	Decal, Hot Fluid Warning	
26	1001229575	1	Decal, Nameplate	
30	1001171277	1	Decal, Boom Extend	
31	1001172035	1	Decal, No Weld or Drill	
32	1001202626	1	Decal, 74HP	
34	1001184632	1	Decal, Battery Positive	
35	1001188372	1	Decal, Sway	
36	1001191229	1	Decal, Fuse Panel	
39	1001200101	1	Decal, Manual	
41	1001207217	1	Decal, Danger Swinging Loads	
42	1001218659	1	Decal, Brake Fluid	
44	1001223453	1	Decal, ICES	
45	1001009178	4	Decal, Track Metal	
47	1707078	1	Decal, Warning/Danger Cab (SN 0160086234 to Present, Including 0160086140)	
48	1001231801	1	Decal, Warning Prop 65 Diesel (SN 0160086234 to Present, Including 0160086140)	
49	1001222650	2	Decal, Axle Lift (SN 0160086234 to Present, Including 0160086140)	





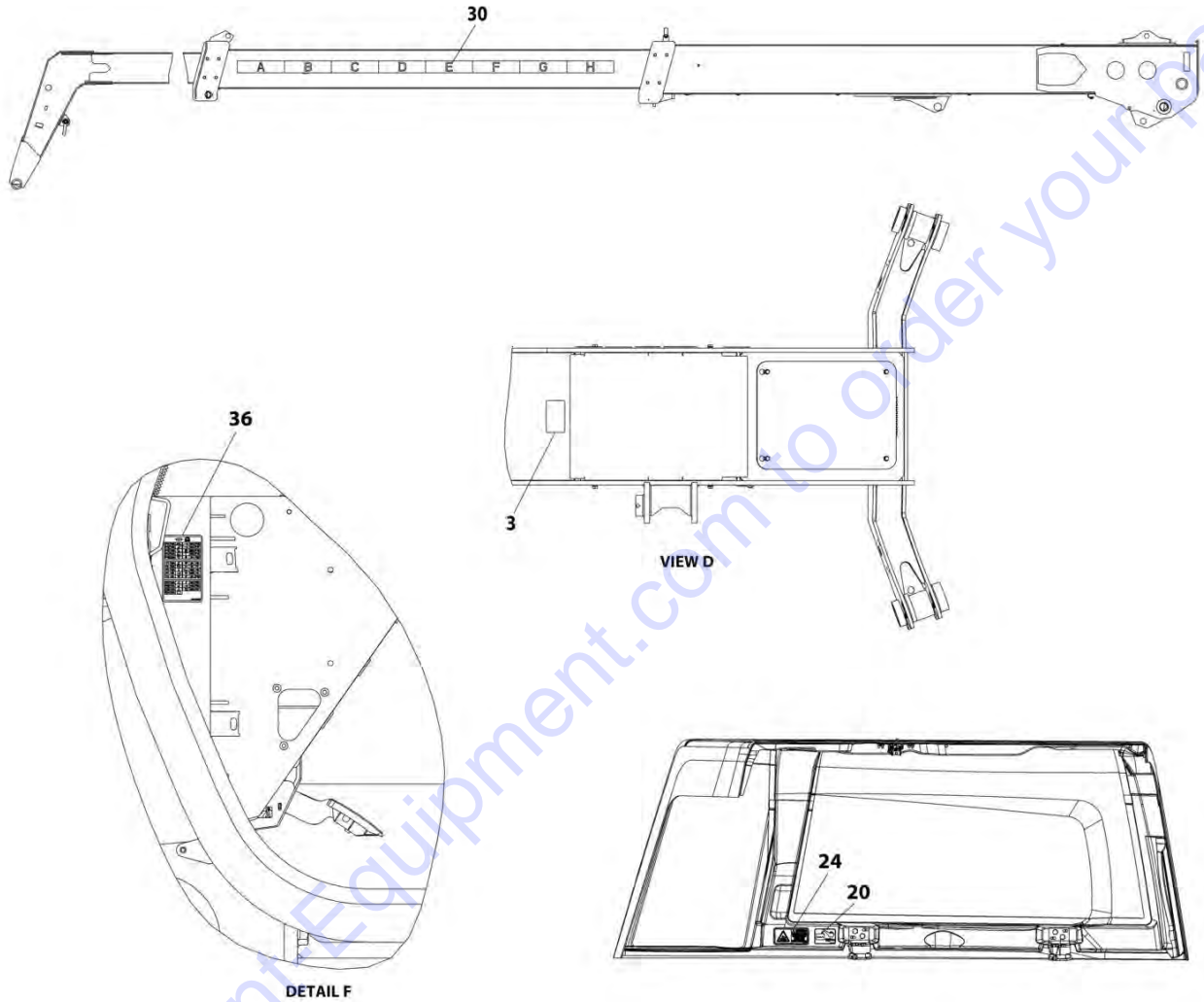
SECTION 11 - DECALS

FIGURE 11-5. DECAL INSTALLATION (ISO) (110 HP)



ART\_1001173431\_1-O

## SECTION 11 - DECALS



ART\_1001173431\_2-O



## SECTION 11 - DECALS

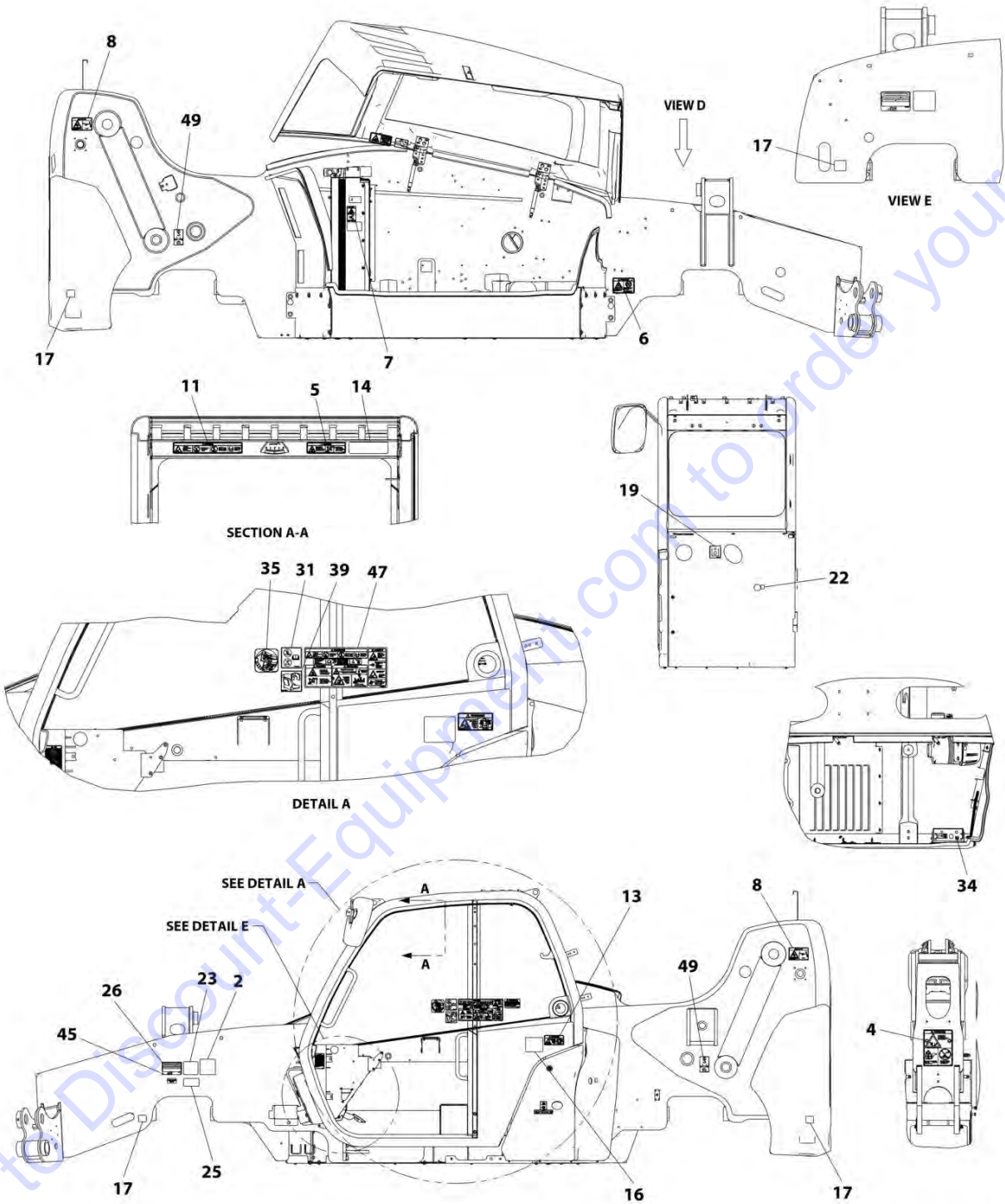
FIGURE 11-5. DECAL INSTALLATION (ISO) (110 HP)

ITEM	PART NUMBER	QTY	DESCRIPTION	REV
	1001173431	1	Decal Installation (ISO)	O
2	1702631	1	Decal, Bar Code	
3	1706281	1	Decal, Battery Warning	
4	1706282	1	Decal, Carry Personnel	
5	1706284	1	Decal, Electrocution Hazard	
6	1706098	1	Decal, Ether Warning	
7	1706285	1	Decal, Keep Clear of Rotating Parts Warning	
8	1706292	2	Decal, Pinch Point Boom Holes	
9	1706287	1	Decal, Read Manual Warning (Not Shown) (SN 0160084858 through 0160086234, Excluding 0160086140)	
10	1706293	1	Decal, Run Over Hazard Warning (Not Shown) (SN 0160084858 through 0160086234, Excluding 0160086140)	
11	1706288	1	Decal, Tip Over Warning	
12	1706289	1	Decal, Machine Roll Away Warning (Not Shown) (SN 0160084858 through 0160086234, Excluding 0160086140)	
13	1001092878	1	Decal, No Riders	
14	1001092877	1	Decal, Crush Hazard Warning	
15	1706283	1	Decal, Do Not Jump Warning (Not Shown) (SN 0160084858 through 0160086234, Excluding 0160086140)	
16	3251813	1	Decal, USA	
17	4109801	4	Decal, Tie Down Point	
19	1001094708	1	Decal, Hydraulic Oil	
20	1001109053	1	Decal, Coolant Fill	
22	1001130323	1	Decal, Oil Level	
23	1001131271	1	Decal, Patent	
24	1001139942	1	Decal, Hot Fluid Warning	
25	1001143852	1	Decal, EPA (LS)	
26	1001229575	1	Decal, Nameplate	
30	1001171277	1	Decal, Boom Extend	
31	1001172035	1	Decal, No Weld or Drill	
32	1001173422	1	Decal, MCO 110HP	
34	1001184632	1	Decal, Battery Positive	
35	1001188372	1	Decal, Sway	
36	1001191229	1	Decal, Fuse Panel	
39	1001200101	1	Decal, Manual	
41	1001207218	1	Decal, Danger Swinging Loads	
42	1001219211	1	Decal, Brake Fluid	
45	1001009178	4	Decal, Track Metal	
47	1001101895	1	Decal, Warning (SN 0160086234 to Present, Including 0160086140)	
49	1001222650	2	Decal, Axle Lift (SN 0160086234 to Present, Including 0160086140)	



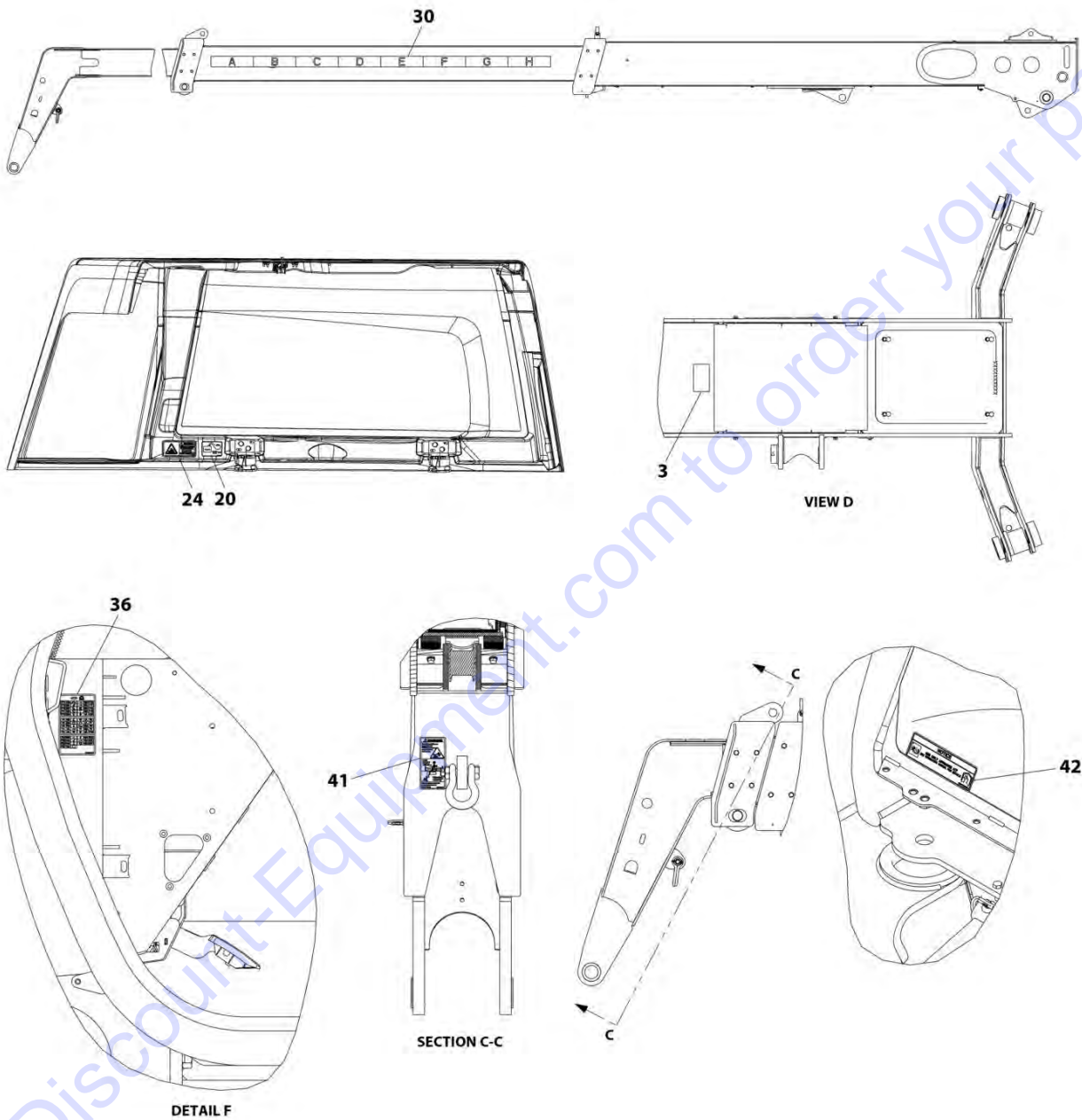
SECTION 11 - DECALS

FIGURE 11-6. DECAL INSTALLATION (ISO) (74 HP)



ART\_1001227340\_1-E

## SECTION 11 - DECALS



ART\_1001227340\_2-E

## SECTION 11 - DECALS

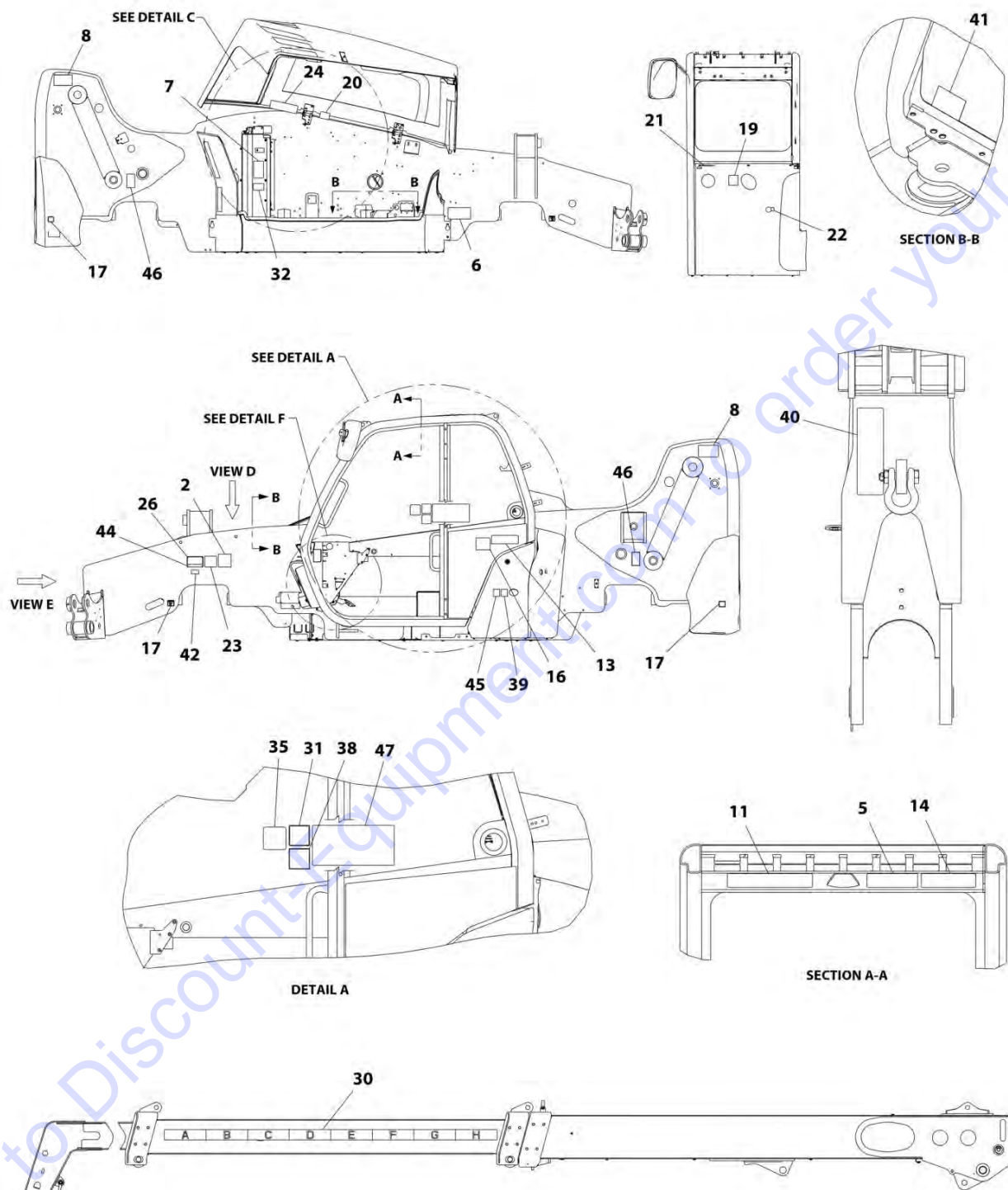
FIGURE 11-6. DECAL INSTALLATION (ISO) (74 HP)

ITEM	PART NUMBER	QTY	DESCRIPTION	REV
	1001227340	Ref	Decal Installation (ISO)	E
2	1702631	1	Decal, Bar Code	
3	1706281	1	Decal, Battery Warning	
4	1706282	1	Decal, Carry Personnel	
5	1706284	1	Decal, Electrocution Hazard	
6	1706098	1	Decal, Ether Warning	
7	1706285	1	Decal, Keep Clear of Rotating Parts Warning	
8	1706292	2	Decal, Pinch Point Boom Holes	
9	1706287	1	Decal, Read Manual Warning (Not Shown) (SN 0160084858 through 0160086234, Excluding 0160086140)	
10	1706293	1	Decal, Run Over Hazard Warning (Not Shown) (SN 0160084858 through 0160086234, Excluding 0160086140)	
11	1706288	1	Decal, Tip Over Warning	
12	1706289	1	Decal, Machine Roll Away Warning (Not Shown) (SN 0160084858 through 0160086234, Excluding 0160086140)	
13	1001092878	1	Decal, No Riders	
14	1001092877	1	Decal, Crush Hazard Warning	
15	1706283	1	Decal, Do Not Jump Warning (Not Shown) (SN 0160084858 through 0160086234, Excluding 0160086140)	
16	3251813	1	Decal, USA	
17	4109801	4	Decal, Tie Down Point	
19	1001094708	1	Decal, Hydraulic Oil	
20	1001109053	1	Decal, Coolant Fill	
22	1001130323	1	Decal, Oil Level	
23	1001131271	1	Decal, Patent	
24	1001139942	1	Decal, Hot Fluid Warning	
25	1001143852	1	Decal, EPA (LS)	
26	1001229575	1	Decal, Nameplate	
30	1001171277	1	Decal, Boom Extend	
31	1001172035	1	Decal, No Weld or Drill	
34	1001184632	1	Decal, Battery Positive	
35	1001188372	1	Decal, Sway	
36	1001191229	1	Decal, Fuse Panel	
39	1001200101	1	Decal, Manual	
41	1001207218	1	Decal, Danger Swinging Loads	
42	1001219211	1	Decal, Brake Fluid	
45	1001009178	4	Decal, Track Metal	
47	1001101895	1	Decal, Warning (SN 0160086234 to Present, Including 0160086140)	
49	1001222650	2	Decal, Axle Lift (SN 0160086234 to Present, Including 0160086140)	



SECTION 11 - DECALS

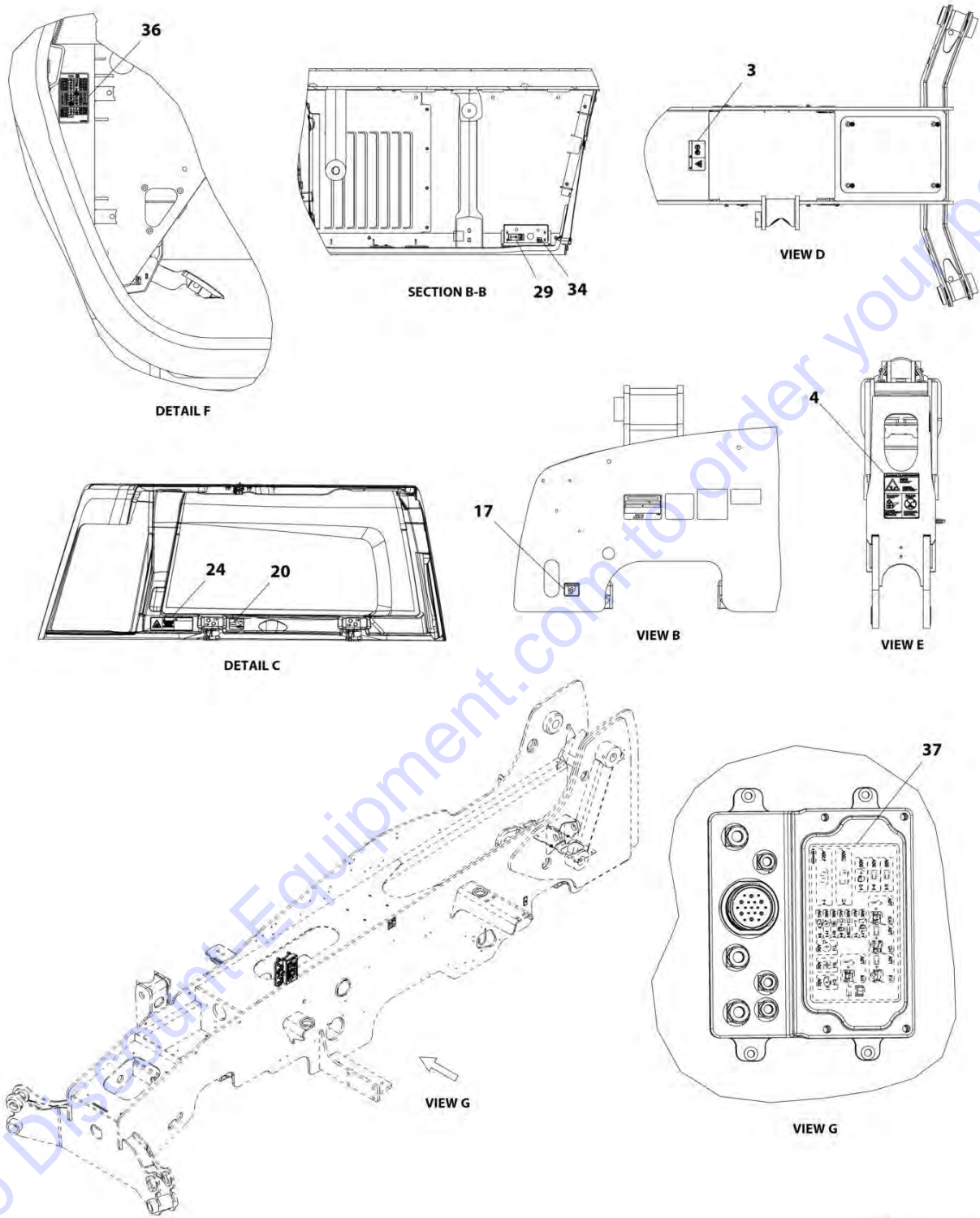
FIGURE 11-7. DECAL INSTALLATION (CSA ENGLISH/FRENCH) (110 HP)



ART\_1001173433\_1-O



## SECTION 11 - DECALS



ART\_1001173433\_2-0



## SECTION 11 - DECALS

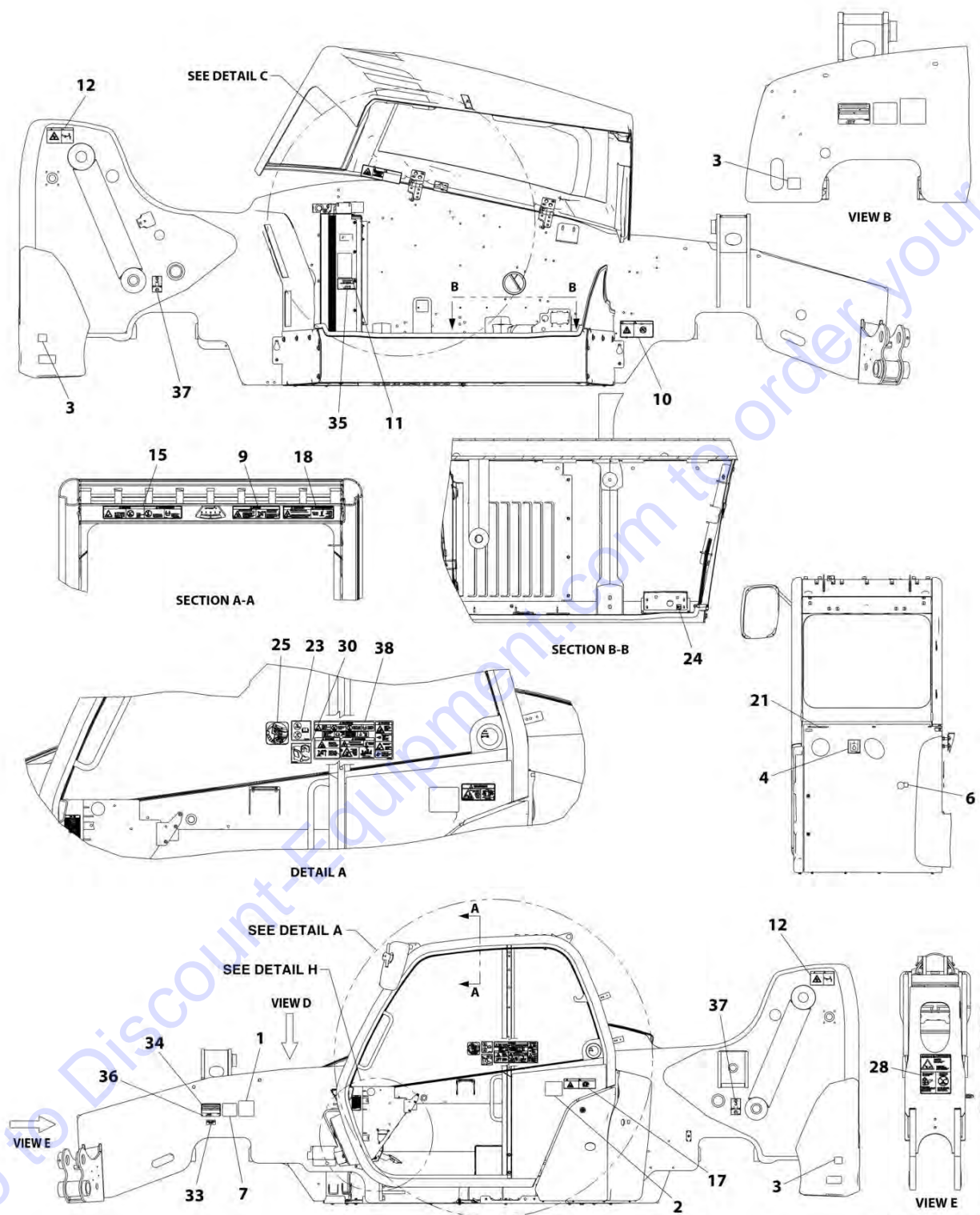
FIGURE 11-7. DECAL INSTALLATION (CSA ENGLISH/FRENCH) (110 HP)

ITEM	PART NUMBER	QTY	DESCRIPTION	REV
	1001173433	Ref	Decal Installation (CSA English/French)	O
2	1702631	1	Decal, Bar Code	
3	1001163174	1	Decal, Battery Warning	
4	1001195851	1	Decal, Carry Personnel	
5	1001163210	1	Decal, Electrocution Hazard	
6	1001163212	1	Decal, Warning No Either	
7	1001163222	1	Decal, Moving Parts	
8	1001163223	2	Decal, Pinch Point	
9	1001163273	1	Decal, Read Manual (Not Shown) (SN 0160084858 through 0160086234, Excluding 0160086140)	
10	1001163276	1	Decal, Warning Run Over Hazard (Not Shown) (SN 0160084858 through 0160086234, Excluding 0160086140)	
11	1001163285	1	Decal, Warning Tip Over	
12	1001163291	1	Decal, Warning Machine Roll Away (Not Shown) (SN 0160084858 through 0160086234, Excluding 0160086140)	
13	1001163300	1	Decal, No Riders	
14	1001163304	1	Decal, Warning Crushing Hazard	
15	1001163321	1	Decal, Warning Do Not Jump (Not Shown) (SN 0160084858 through 0160086234, Excluding 0160086140)	
16	3251813	1	Decal, USA	
17	4109801	1	Decal, Tie Down Point	
19	1001094708	1	Decal, Hydraulic Oil	
20	1001109053	1	Decal, Coolant Fill	
21	1001163355	1	Decal, Ultra Low Sulfur Diesel	
22	1001130323	1	Decal, Oil Level	
23	1001131271	1	Decal, Patent	
24	1001163323	1	Decal, Warning Hot Fluid	
26	1001229575	1	Decal, Nameplate	
29	1001195855	1	Decal, Battery Disconnect	
30	1001171277	1	Decal, Boom Extend	
31	1001172035	1	Decal, No Weld Or Drill	
32	1001173422	1	Decal, MCO, 130HP	
34	1001184632	1	Decal, Battery Positive	
35	1001188372	1	Decal, Sway	
36	1001191229	1	Decal, Fuse Panel	
37	1001191487	1	Decal, Fuse Panel (Note: Supply with power distribution box)	
38	1001200101	1	Decal, Manual	
39	1001196806	1	Decal, Diesel Exhaust Fluid	
40	1001209625	1	Decal, Danger Swinging Loads	
41	1001219211	1	Decal, Brake Fluid	
42	1001223453	1	Decal, ICES	
44	1001009178	4	Decal, Track Metal	
45	1001230311	1	Decal DEF Tank	
46	1001222650	2	Decal, Axle Lift (SN 0160086234 to Present, Including 0160086140)	
47	1001233558	1	Decal, Warning/Danger Cab (SN 0160086234 to Present, Including 0160086140)	



SECTION 11 - DECALS

FIGURE 11-8. DECAL INSTALLATION (CSA ENGLISH/FRENCH) (74 HP)



ART\_1001227528\_1-F

Exploded view diagram of a seat assembly. The diagram shows the following components and views:

- 20**: Backrest panel.
- 5**: Backrest hinge mechanism.
- DETAIL C**: Detail view of the backrest hinge area.
- 8**: Side panel or armrest component.
- VIEW D**: Side view of the seat assembly.
- 26**: Seat cushion.
- 32**: Seat base or frame component.
- 27**: Control panel or switch assembly.
- VIEW G**: Front view of the control panel.
- DETAIL H**: Detail view of the seat base mounting area.
- VIEW G**: Another view of the seat base assembly.
- 31**: Seat base component.
- SECTION C-C**: Cross-section view of the seat base.
- VIEW G**: Another view of the seat base assembly.

1047

## SECTION 11 - DECALS

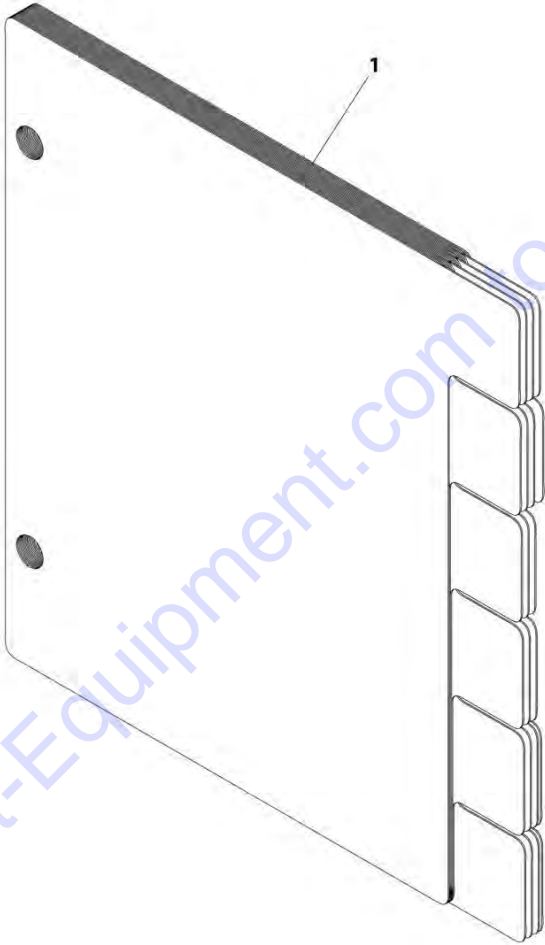
FIGURE 11-8. DECAL INSTALLATION (CSA ENGLISH/FRENCH) (74 HP)

ITEM	PART NUMBER	QTY	DESCRIPTION	REV
	1001227528	Ref	Decal Installation (CSA English/French)	F
1	1702631	1	Decal, Bar Code	
2	3251813	1	Decal, USA	
3	4109801	4	Decal, Tie Down Point	
4	1001094708	1	Decal, Hydraulic Oil	
5	1001109053	1	Decal, Coolant Fill	
6	1001130323	1	Decal, Oil Level	
7	1001131271	1	Decal, Patent	
8	1001163174	1	Decal, Battery Warning	
9	1001163210	1	Decal, Electrocution Hazard	
10	1001163212	1	Decal, Warning No Either	
11	1001163222	1	Decal, Moving Parts	
12	1001163223	2	Decal, Pinch Point	
13	1001163273	1	Decal, Read Manual (Not Shown) (SN 0160084858 through 0160086235, Excluding 0160086031)	
14	1001163276	1	Decal, Warning Run Over Hazard (Not Shown) (SN 0160084858 through 0160086235, Excluding 0160086031)	
15	1001163285	1	Decal, Warning Tip Over	
16	1001163291	1	Decal, Warning Machine Roll Away (Not Shown) (SN 0160084858 through 0160086235, Excluding 0160086031)	
17	1001163300	1	Decal, No Riders	
18	1001163304	1	Decal, Warning Crushing Hazard	
19	1001163321	1	Decal, Warning Do Not Jump (Not Shown) (SN 0160084858 through 0160086235, Excluding 0160086031)	
20	1001163323	1	Decal, Warning Hot Fluid	
21	1001163355	1	Decal, Ultra Low Sulfur Diesel	
22	1001171277	1	Decal, Boom Extend	
23	1001172035	1	Decal, No Weld or Drill	
24	1001184632	1	Decal, Battery Positive	
25	1001188372	1	Decal, Sway	
26	1001191229	1	Decal, Fuse Panel	
27	1001191487	1	Decal, Fuse Panel (Note: Supply with power distribution box)	
28	1001195851	1	Decal, Carry Personnel	
30	1001200101	1	Decal, Manual	
31	1001209625	1	Decal, Danger Swinging Loads	
32	1001219211	1	Decal, Brake Fluid	
33	1001223453	1	Decal, ICES	
34	N.S.S.	1	SN Plate	
35	1001202626	1	Decal, 74HP	
36	1001009178	4	Decal, Track Metal	
37	1001222650	2	Decal, Axle Lift (SN 0160086236 to Present, Including 0160086031)	
38	1001233558	1	Decal, Warning/Danger Cab (SN 0160086236 to Present, Including 0160086031)	



SECTION 11 - DECALS

FIGURE 11-9. CAPACITY CHART BOOKLET (ANSI)



ART\_1001212420-G

## SECTION 11 - DECALS

**FIGURE 11-9. CAPACITY CHART BOOKLET (ANSI)**

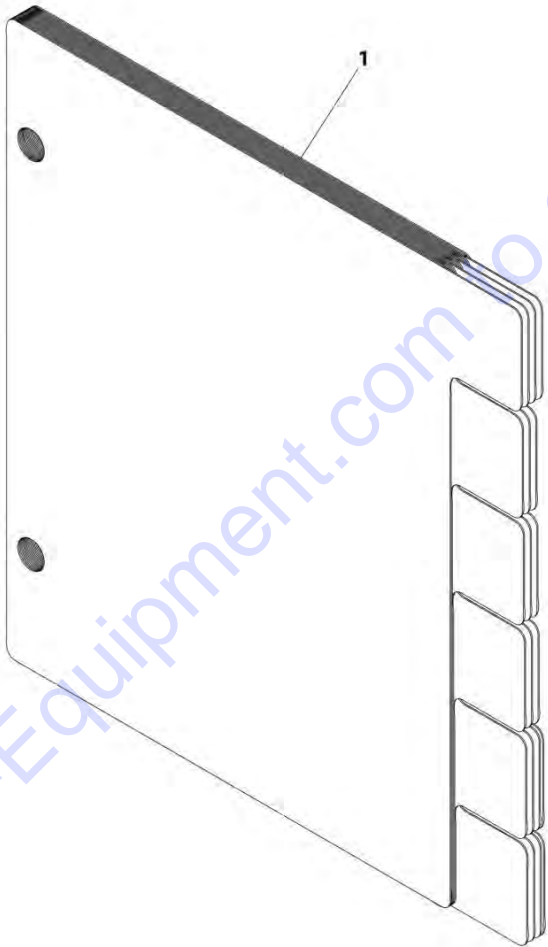
ITEM	PART NUMBER	QTY	DESCRIPTION	REV
1	1001212420	1	Capacity Chart Booklet (ANSI) - 943	G

Go to Discount-Equipment.com to order your parts



SECTION 11 - DECALS

FIGURE 11-10. CAPACITY CHART BOOKLET (ISO)



ART\_1001206370-F

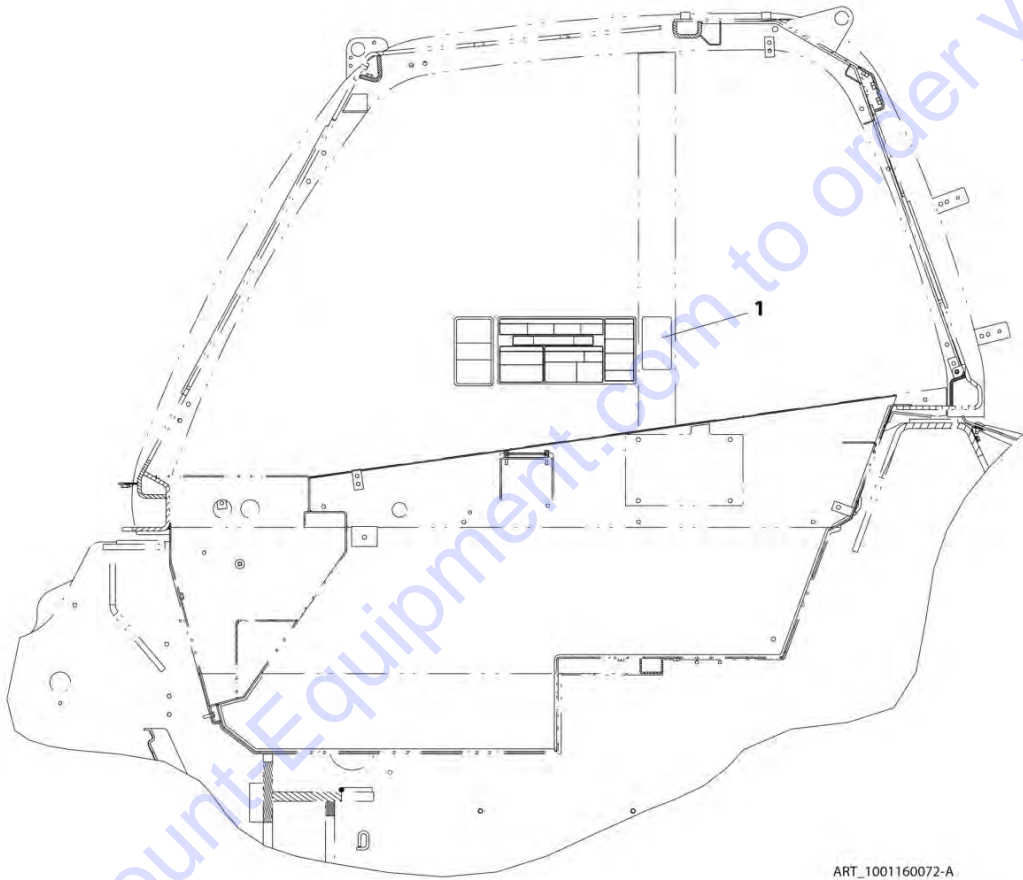
FIGURE 11-10. CAPACITY CHART BOOKLET (ISO)

ITEM	PART NUMBER	QTY	DESCRIPTION	REV
1	1001206370	1	Capacity Chart Booklet (ISO) - 943	F

Go to Discount-Equipment.com to order your parts

SECTION 11 - DECALS

FIGURE 11-11. REVERSE SENSOR SYSTEM DECAL (ENGLISH)



## SECTION 11 - DECALS

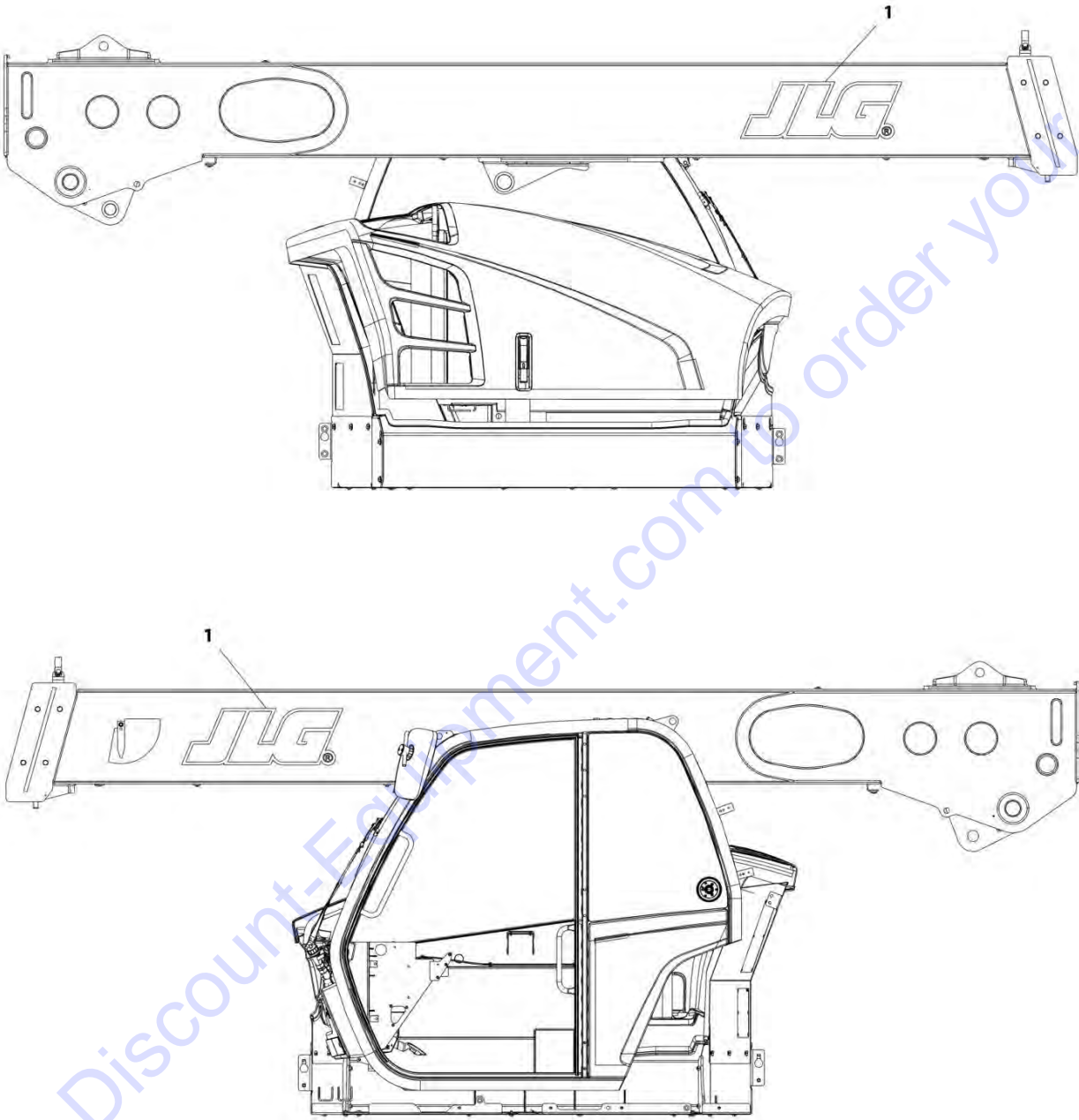
**FIGURE 11-11. REVERSE SENSOR SYSTEM DECAL (ENGLISH)**

ITEM	PART NUMBER	QTY	DESCRIPTION	REV
1	1001160072	1	Reverse Sensor System Decal (English)	A

Go to Discount-Equipment.com to order your parts

SECTION 11 - DECALS

FIGURE 11-12. DECAL INSTALLATION



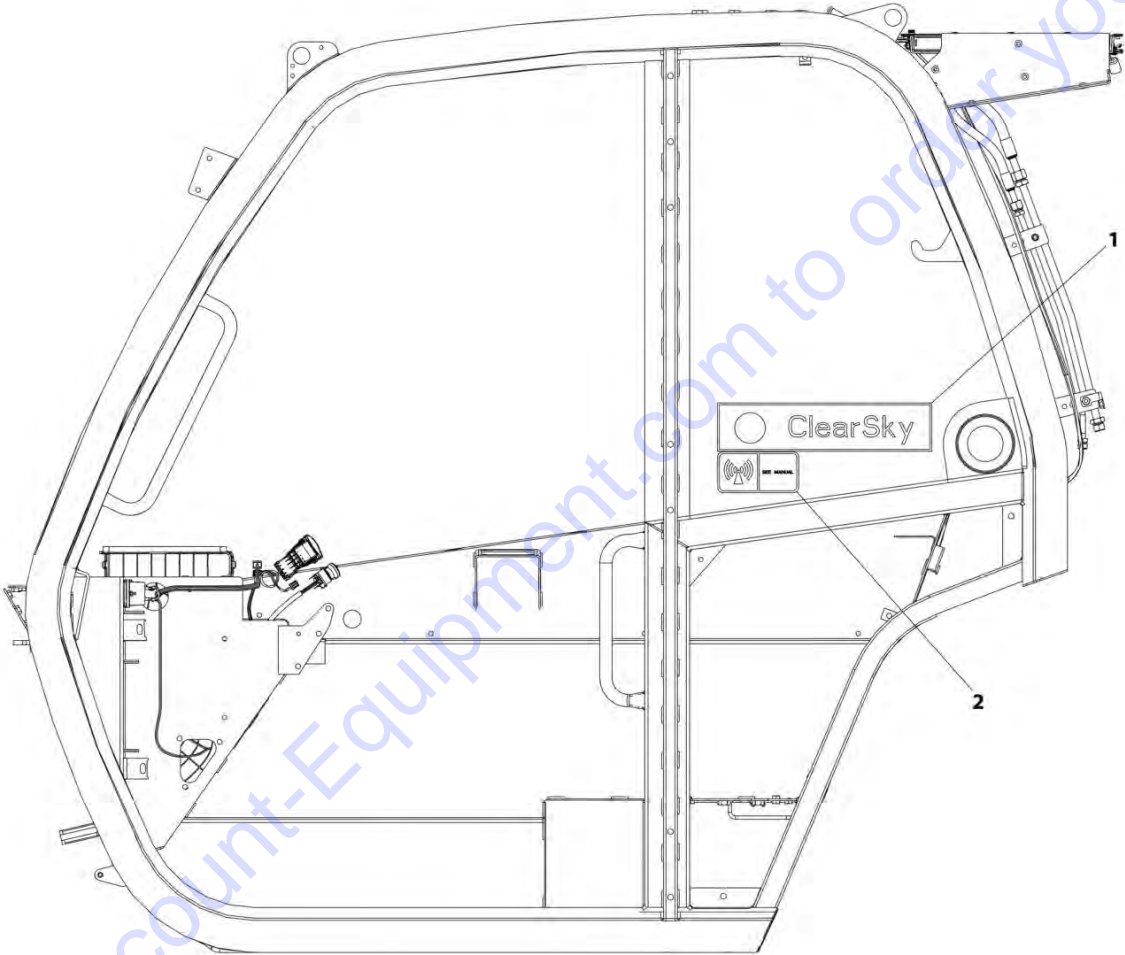
ART\_1001200721-A

FIGURE 11-12. DECAL INSTALLATION

ITEM	PART NUMBER	QTY	DESCRIPTION	REV
1	1001200721	Ref	Decal Installation	A
	1001159728	2	Decal, JLG Logo	

SECTION 11 - DECALS

FIGURE 11-13. CLEARSKY DECAL INSTALLATION



ART\_1001229707-A

## SECTION 11 - DECALS

**FIGURE 11-13. CLEARSKY DECAL INSTALLATION**

ITEM	PART NUMBER	QTY	DESCRIPTION	REV
	1001229707	Ref	Clearsky Decal Installation	A
1	1001116208	1	Clearsky Decal	
2	1001120989	1	Radio Frequency Decal	





**SECTION 12 - RECOMMENDED SPARE PARTS**

## SECTION 12 - RECOMMENDED SPARE PARTS

FIGURE 12-1. RECOMMENDED SPARE PARTS

ITEM	PART NUMBER	QTY	DESCRIPTION	REV
	70022765	1	Key, Ignition	
		Ref	<b>Frame and Attaching Parts</b>	
	1001194978	1	Cap, Locking Fuel	
		Ref	<b>Boom</b>	
	1001163034	AR	Plate, Spacer	
	1001163038	AR	Plate, Spacer	
	1001165367	AR	Plate, Spacer	
	1001163112	AR	Plate, Spacer	
	1001163108	AR	Plate, Spacer	
	1001165171	AR	Pad, Wear	
	1001165172	AR	Pad, Wear	
	1001162469	AR	Pad, Wear	
	1001163029	AR	Pad, Wear	
	1001165173	AR	Pad, Wear	
	1001189793	AR	Shim	
		Ref	<b>Engine and Attaching Parts</b>	
	70026453	1	Cartridge, Fuel Filter (ULS)	
	70026233	1	Filter, Primary Fuel	
	70026234	1	Element, Fuel Filter	
	70026227	1	Starter	
	70026229	1	Fan Belt, V-Ribbed	
	70026242	1	Dipstick	
	70026237	1	Filter, Oil	
	70025852	1	Filter, Air Cylindrical Primary (ULS)	
	70025853	1	Filter, Air Cylindrical Secondary (ULS)	
	70025850	1	Filter, Cylindrical Air Primary (LS)	
	70025851	1	Filter, Cylindrical Air Secondary (LS)	
	70026584	1	Filter, DEF	
	1001208643	1	Kit, Filter, 250 Hour	
	70026237	1	Filter, Oil	
	70026234	1	Element, Fuel Filter	
	70026453	1	Cartridge, Fuel Filter	
	70025852	1	Filter, Cylindrical Air Primary	
	70025853	1	Filter, Cylindrical Air Secondary	
	1001208644	1	Kit, Filter, 1000 Hour	
	70026237	1	Filter, Oil	
	70026234	1	Element, Fuel Filter	
	70026453	1	Cartridge, Fuel Filter	
	70025852	1	Filter, Cylindrical Air Primary	
	70025853	1	Filter, Cylindrical Air Secondary	
	1001162663	1	Element, Filter	
	1001162662	1	Breather, Filter	
	1319726	1	Filter, Transmission	
		Ref	<b>Drivetrain</b>	
	1319726	1	Filter, Transmission Oil	
	1001163698	1	Switch, FNR 4 Speed	
		Ref	<b>Cab</b>	
	1001172546	NLA	Filter, HVAC Air (no longer available, use 1001218996 for replacement)	

## SECTION 12 - RECOMMENDED SPARE PARTS

ITEM	PART NUMBER	QTY	DESCRIPTION	REV
	1001218996	1	Filter, HVAC Fresh Air	
	1001172553	1	Filter, HVAC Recirculation Air	
	1001141281	1	Blade, Front Wiper	
	4807718	1	Blade, Rear Wiper	
	1001141313	1	Blade, Roof Wiper	
		Ref	<b>Hydraulic Components</b>	
	1001168661	1	Kit, Seal, Lift Cylinder	
	1001168666	1	Kit, Seal, Tilt Cylinder	
	70026550	1	Kit, Seal, Compensation Cylinder	
	70026253	1	Kit, Seal, Frame Level Cylinder	
	70026462	1	Kit, Seal, Extend/Retract Cylinder	
	70026253	1	Kit, Seal, Rear Axle Stability Cylinder	
	70026309	1	Kit, Seal, Outrigger Cylinder	
	70026062	1	Kit, Seal, Side Tilt Cylinder	
	1001194981	1	Cap, Hydraulic	
	1001162660	1	Filter, Hydraulic	
		Ref	<b>Electrical</b>	
	0400075	1	Battery, 12V	



**PART NUMBER INDEX**

# PART NUMBER INDEX

0100011.....101, 103, 105, 749	0711225.....49	0961903.....749, 751	1001095650.....83, 85, 91, 535, 541
0100035.....755	0711226.....49	1001001568.....729	1001095738.....461
01043892.....295, 297	0711228.....67	1001002946.....545	1001095744.....461
0400075.....849, 1063	0711229.....69	1001002947.....545	1001095804.....871, 873
0440296.....61	0711626.....199	1001002953.....545	1001095810.....179
0440321.....731	0711629.....199	1001002957.....545	1001096019.....177
0498748.....543	0711630.....199	1001003043.....535	1001096020.....177
0641404.....91	0711631.....67, 77	1001003227.....21	1001096021.....175
0641405.....179	0711635.....69	1001003301.....789	1001096023.....175
0641407.....91	0712020.....513	1001003427.....277	1001096024.....177
0641510.....183	0712022.....513	1001003590.....715	1001096025.....175
0641612.....101, 103, 105	0712027.....511	1001004640.....655, 657	1001096162.....173, 175, 177, 179
0641812.....684	0712042.....31	1001005368.....541	1001096365.....545
0642032.....95, 97, 99, 101, 103, 105	0712442.....705, 715	1001005960.....1023	1001097053.....413, 415
0681810.....101, 103, 105	0741408.....91	1001006731.....571	1001097110.....127
0700408.....885	0741610.....101, 103, 105	1001007056.....733	1001097202.....515
0700610.....27, 29, 45, 234, 238, 271, 615, 811, 827, 829, 863, 865, 867, 893, 895, 897, 899	0760405.....835, 839	1001008540.....827, 829	1001097205.....161
0700614.....183, 584	0760507.....277	1001008559.....234, 238, 811, 815, 817, 819, 821, 823, 825, 839	1001097540.....27, 29, 619, 621
0700616.....684, 907	0760512.....627	1001008575.....37	1001097586.....535
0700618.....833, 869	0760605.....249, 543, 645	1001008687.....505	1001097587.....315, 317, 321, 323
0700808.....833	0760606.....27, 29	1001008742.....627	1001097588.....249, 251
0700812.....503	0760607.....238, 287, 295, 297, 543, 701, 835, 839	1001008857.....545	1001097810.....319, 687
0700814.....27, 29, 261, 789, 827, 829	0760608.....87, 227, 285, 515, 561, 627, 639, 645, 655, 657, 827, 829	1001008923.....905, 907	1001098762.....859
0700815.....285	0760615.....63, 684, 843	1001008988.....543	1001098769.....81
0700816.....215, 217, 259, 684, 693, 841	0760807.....271, 833, 835	1001008999.....21	1001099113.....101, 103, 105
0700817.....723	0760808.....559, 615, 617, 833, 835, 839, 911, 913	1001009163.....413, 415, 789	1001099115.....101, 103, 105
0700818.....763, 811	0760810.....51, 219, 575, 584, 599, 617, 629, 631, 645, 684, 709, 893	1001009178.....1028, 1032, 1036, 1040, 1044, 1048	1001099170.....531
0700819.....691, 841, 843	0760812.....265, 275, 289, 501, 517, 545, 691, 885	1001010646.....571	1001099351.....159
0700820.....629, 631, 633, 811	0760815.....19, 263, 545, 684, 687, 723, 811	1001010647.....571	1001099457.....125
0700823.....717	0760817.....715	1001010648.....571	1001099457.....125
0700824.....655, 657	0760823.....35, 279	1001010649.....571	1001099901.....151
0700826.....285	0761007.....821, 823, 825, 833, 835	1001010650.....571	1001099902.....149
0700827.....273, 275	0761008.....735	1001025750.....287	1001099976.....481, 485
0701014.....19, 21, 41, 263, 684	0761010.....21, 23, 25, 221, 249, 251, 263, 265, 267, 413, 415, 505, 684, 811, 821, 823, 825, 827, 829, 833, 891	1001047062.....543	1001100266.....143
0701016.....27, 29, 263, 265, 697, 725, 727, 815, 827	0761012.....219, 221, 241, 243, 291, 655, 657, 727	1001080375.....727	1001100284.....481
0701017.....267, 289	0761210.....241, 287, 815, 817, 819	1001080996.....75, 727	1001100284.....481
0701018.....219, 221, 241, 243, 265	0761212.....727	1001090063.....101, 103, 105	1001100323.....479, 481
0701020.....37, 241, 243	0761214.....37, 75, 79, 83, 85	1001090064.....101, 103, 105	1001100822.....141
0701027.....207, 213	0761215.....35, 681	1001090140.....101, 103, 105	1001100823.....143
0701215.....211	0761218.....241, 243	1001090343.....601, 603, 627	1001100824.....145
0701216.....199, 209, 737	0770807.....49	1001091573.....911	1001100828.....993
0701217.....87	0770814.....649	1001091715.....891	1001100829.....993
0701220.....199	0771210.....49, 51, 243	1001091716.....891	1001100967.....157
0701224.....87	0771212.....49, 51	1001091951.....71	1001101458.....83, 85
0701226.....49, 647	0781016.....211	1001092391.....131	1001101808.....865
0701227.....199	0781208.....731	1001092481.....173	1001101895.....1036, 1040
0711015.....413, 415	0791605.....259	1001092482.....173	1001102378.....101, 103, 105
0711027.....705, 715	0860520.....179	1001092877.....1036, 1040	1001102502.....871, 873
0711214.....49, 51	0861493.....1007	1001092878.....1036, 1040	1001102509.....325
0711215.....47	0930020.....147	1001093171.....161	1001102813.....179, 183
0711216.....47, 49, 51		1001093564.....859	1001103012.....962
0711217.....47, 49, 51		1001094134.....135	1001103156.....735
0711218.....49		1001094136.....135	1001103182.....107, 795
0711219.....47		1001094708.....1028, 1032, 1036, 1040, 1044, 1048	1001103564.....965
0711220.....47, 87		1001095336.....813	1001103637.....173
		1001095396.....719	1001103730.....175
		1001095418.....107	1001103736.....177
			1001104477.....729, 787
			1001104498.....926
			1001104519.....969
			1001104654.....871, 873

## PART NUMBER INDEX

1001104685..... 271	1001117121..... 962	1001134274..... 735	1001157481..... 541
1001105441..... 89	1001117125..... 930, 936, 945, 950	1001136975..... 234, 238	1001157487..... 541
1001105886..... 861	1001117308..... 827, 829	1001137512..... 137	1001157663..... 273, 275
1001107192..... 543	1001118323..... 922	1001137578..... 941, 942	1001157890..... 969, 1011
1001107854..... 909, 925, 926	1001118378..... 1011	1001138348..... 253, 255	1001157891..... 957
1001108668..... 166	1001118383..... 962	1001139551..... 603	1001158146..... 871
1001109053..... 1028, 1032, 1036, 1040, 1044, 1048	1001118384..... 961, 962, 969, 970, 973, 975	1001139552..... 601	1001158527..... 655, 781
1001110704..... 107	1001118392..... 1015	1001139568..... 541	1001158620..... 771, 773
1001111076..... 639	10011184495..... 953	1001139578..... 1028, 1032	1001159028..... 651, 653
1001111147..... 639	1001118684..... 961	1001139942..... 1036, 1040	1001159347..... 241, 243, 245
1001111190..... 107	1001118685..... 962	1001141246..... 545	1001159728..... 1057
1001111317..... 527, 533	1001120163..... 733, 793	1001141281..... 599, 1063	1001159734..... 891
1001112612..... 931, 937, 945, 949, 957, 961	1001120914..... 101, 103, 105	1001141311..... 603	1001159735..... 601
1001112796..... 959, 981	1001120915..... 101, 103, 105	1001141312..... 601	1001159736..... 603
1001112902..... 27, 29	1001120963..... 479	1001141313..... 603, 1063	1001159738..... 911, 913
1001114495..... 253, 255	1001120989..... 1059	1001141400..... 234, 238	1001159739..... 901, 903
1001114803..... 241, 243	1001121101..... 487	1001142790..... 109	1001159745..... 719
1001116208..... 1059	1001121519..... 487	1001143200..... 529, 557	1001159746..... 845
1001116696..... 1015	1001121726..... 925	1001143551..... 1011	1001159746..... 845
1001116697..... 962	1001121727..... 917	1001143692..... 89	1001159753..... 871, 873
1001116698..... 962	1001121955..... 259	1001143852..... 1036, 1040	1001159845..... 893, 895, 897, 899
1001116700..... 969	1001125027..... 930, 936, 945, 950	1001143857..... 655, 657	1001159846..... 893, 895, 897, 899
1001116716..... 969	1001125083..... 931, 937	1001144147..... 930, 936, 945, 949, 991, 999, 1011	1001159849..... 871, 873
1001116723..... 961, 962, 969, 970, 975	1001125085..... 931, 937	1001144629J..... 179	1001159881..... 263
1001116725..... 931, 937	1001125089..... 931, 937	1001145539..... 584	1001159882..... 263
1001116727..... 925	1001125117..... 47, 49, 51, 87, 727	1001145707..... 945, 949	1001159925..... 575, 584
1001116728..... 925, 949, 965	1001125137..... 749, 755, 757	1001146021..... 926	1001160042..... 584
1001116729..... 917	1001125677..... 930, 936, 945	1001146160..... 155	1001160043..... 575
1001116731..... 999	1001126008..... 991, 1011, 1019	1001146588..... 234, 238, 637, 817, 821, 823, 825, 841, 843, 869, 883, 891	1001160072..... 1055
1001116732..... 945, 949	1001126011..... 937	1001147060..... 863	1001160116..... 199
1001116745..... 917	1001126349..... 950	1001147340..... 689, 691	1001160253..... 19
1001116747..... 909, 970	1001126353..... 950	1001147449..... 612	1001160255..... 41
1001116748..... 931, 937, 945, 946, 949, 961	1001126356..... 950	1001149160..... 27, 29	1001160326..... 584
1001116749..... 931, 937, 946, 950	1001126357..... 950	1001149278..... 612	1001160396..... 197
1001116754..... 961	1001126391..... 941	1001150610..... 930, 936, 945, 949	1001160397..... 241
1001116763..... 909, 925	1001126393..... 941	1001150611..... 920, 921	1001160402..... 243
1001116774..... 991, 1011	1001126487..... 930, 936	1001152742..... 941	1001160420..... 261
1001116808..... 991, 1011	1001126837..... 735	1001152908..... 577, 579	1001160426..... 273
1001116810..... 920	1001128127..... 920, 921	1001152915..... 533	1001160496..... 631
1001116811..... 930, 936, 945, 949	1001128144..... 259	1001152934..... 533	1001160498..... 962
1001116812..... 920, 926, 941, 963, 975, 991, 999, 1011	1001128341..... 259	1001152947..... 527, 533	1001160500..... 920, 926
1001116815..... 975, 991, 1011	1001128478..... 413, 415, 789	1001153612..... 937	1001160502..... 962
1001116950..... 921, 932, 938, 946, 950	1001128594..... 201, 203, 205	1001153748..... 713, 783	1001160503..... 629, 631
1001116986..... 970	1001128714..... 265	1001153749..... 833, 989	1001160506..... 633
1001116991..... 961, 969	1001128890..... 155	1001154365..... 525, 533	1001160508..... 519, 521, 559
1001116996..... 1015	1001128901..... 265	1001154419..... 533	1001160509..... 920, 926
1001116997..... 970	1001129407..... 1005	1001154511..... 193, 201	1001160510..... 920, 926
1001116999..... 969	1001130220..... 27, 29, 863	1001154721..... 523, 527	1001160711..... 849
1001117021..... 909	1001130323..... 1028, 1032, 1036, 1040, 1044, 1048	1001154790..... 197, 205	1001160735..... 33
1001117064..... 961	1001131177..... 833	1001154984..... 519	1001160775..... 1025
1001117073..... 931, 937, 946, 949	1001131271..... 1028, 1032, 1036, 1040, 1044, 1048	1001155020..... 612	1001160888..... 199
1001117079..... 969	1001132168..... 23, 25	1001155261..... 263	1001160927..... 849, 859
1001117081..... 961, 962, 969, 975	1001133072..... 103, 105	1001155307..... 655	1001160928..... 859
	1001133534..... 211	1001155446..... 509, 511	1001161069..... 605
		1001155447..... 521, 599	1001161095..... 962, 963
		1001155486..... 603	1001161097..... 920, 926
		1001155540..... 241, 243	1001161098..... 920, 962, 963
		1001155796..... 615	1001161099..... 920, 926, 962
		1001155800..... 615	1001161100..... 920, 926, 962, 963
		1001155806..... 959	1001161101..... 920, 926, 962, 963
		1001156265..... 655, 657	



## PART NUMBER INDEX

1001161251.....608	1001162920.....645	1001163637.....259	1001166385.....639
1001161304.....711, 713	1001162922.....645	1001163639.....875	1001166397.....811
1001161308.....695, 737	1001162953.....584, 593	1001163695.....669	1001166416.....253, 255
1001161340.....684	1001162959.....707, 785	1001163698.....871, 873,	1001166430.....249, 251
1001161343.....684	1001162979.....655	1062	1001166449.....215, 217
1001161344.....689	1001163029.....49, 51, 1062	1001163704.....51	1001166450.....215
1001161346.....689, 691	1001163034.....47, 49, 51,	1001163712.....51	1001166451.....217
1001161421.....305, 307,	1062	1001163723.....247	1001166565.....221, 225
319	1001163035.....49	1001164019.....91	1001166566.....219, 223
1001161424.....309, 311,	1001163038.....1062	1001164036.....747, 771	1001166634.....545, 551
325	1001163067.....37, 789	1001164183.....91	1001166698.....23
1001161499.....519, 521,	1001163072.....723	1001164402.....811, 813	1001166703.....941
651	1001163073.....723	1001164404.....263	1001166704.....930, 936,
1001161527.....689, 691	1001163082.....241, 243,	1001164567.....89	941
1001161528.....689, 691	247	1001164655.....559	1001166716.....221
1001161535.....684	1001163108.....1062	1001164726.....543	1001166727.....917
1001161538.....527	1001163112.....47, 49, 1062	1001164837.....263	1001166754.....511
1001161664.....193, 197,	1001163127.....829	1001164838.....263	1001166755.....511
413	1001163133.....269	1001164860.....731	1001166763.....883
1001161672.....655, 657	1001163134.....271	1001164870.....727	1001166764.....879
1001161733.....655	1001163136.....47, 49	1001164871.....77	1001166925.....253
1001161769.....869, 983	1001163151.....639	1001164881.....79	1001166975.....71
1001161770.....883, 985	1001163170.....639	1001164884.....73, 75	1001166993.....253
1001161771.....879, 977	1001163174.....1044, 1048	1001164885.....73, 75	1001167001.....665
1001161854.....608, 612	1001163210.....1044, 1048	1001164948.....725, 727	1001167015.....605
1001161855.....608, 612	1001163212.....1044, 1048	1001164964.....281	1001167017.....885
1001161858.....575, 577	1001163222.....1044, 1048	1001164966.....279, 281	1001167050.....805
1001161896.....655, 657	1001163223.....1044, 1048	1001164967.....281, 283	1001167051.....805, 807,
1001161897.....655, 657	1001163227.....193, 195,	1001164971.....705	809, 811
1001161898.....655, 657	197, 199	1001164972.....705, 715	1001167078.....241, 243,
1001161920.....253, 255	1001163230.....193, 197,	1001165022.....553	259
1001161957.....920, 926	207	1001165022J.....551	1001167167.....263
1001161959.....962	1001163231.....193, 195,	1001165080.....525, 543	1001167168.....263
1001161963.....920, 926	234	1001165171.....47, 49, 51,	1001167186.....261
1001161972.....684	1001163232.....193, 231	1062	1001167266.....593, 597
1001161976.....684	1001163233.....193, 833	1001165172.....47, 49, 51,	1001167281.....789
1001161978.....684	1001163235.....193, 195,	1062	1001167357.....273, 275
1001162069.....687	209	1001165173.....1062	1001167437.....709
1001162076.....747, 763	1001163238.....197, 217	1001165194.....941	1001167493.....49
1001162212.....231	1001163239.....197, 221	1001165269.....627	1001167528.....941
1001162239.....19, 21	1001163241.....197, 238	1001165270.....627	1001167608.....905, 907,
1001162240J.....21	1001163242.....197, 839	1001165275.....545	965
1001162249.....869	1001163245.....241, 249	1001165276.....551	1001167610.....749
1001162253.....811	1001163246.....241, 253	1001165309.....921	1001167616.....931, 936
1001162256.....811	1001163247.....241, 243,	1001165310.....921	1001167620.....941
1001162281.....263, 265,	257	1001165311.....926	1001167624.....941
267	1001163248.....243, 251	1001165351.....627	1001167641.....930, 936,
1001162339.....723	1001163249.....243, 255	1001165360.....891, 1017	945
1001162346.....723	1001163253.....263, 287	1001165367.....47, 49, 51,	1001167646.....833, 835
1001162365.....723	1001163254.....273, 275,	1062	1001167648.....930, 936,
1001162366.....723	291	1001165407.....627	945
1001162469.....47, 49, 1062	1001163267.....757	1001165416.....627	1001167649.....930, 936,
1001162548.....739, 791	1001163273.....1044, 1048	1001165455.....627	945
1001162597.....263	1001163276.....1044, 1048	1001165458.....627	1001167650.....930, 936,
1001162599.....753, 755	1001163285.....1044, 1048	1001165637.....599	945
1001162600.....747, 761	1001163291.....1044, 1048	1001165699.....869	1001167656.....930, 936
1001162660.....789, 1063	1001163300.....1044, 1048	1001165827.....867	1001167657.....930, 936
1001162662.....789, 1062	1001163304.....1044, 1048	1001165831.....317, 347	1001167695.....847, 959
1001162663.....1062	1001163321.....1044, 1048	1001165832.....323, 389	1001167697.....705, 715
1001162670.....675, 677,	1001163323.....1044, 1048	1001166091.....579, 581,	1001167761.....73, 75, 77
681	1001163340.....961	589	1001167762.....73, 75, 79
1001162674.....681, 703	1001163355.....1044, 1048	1001166092.....579, 581,	1001167785.....749
1001162685.....767, 769	1001163371.....883, 969	589	1001167788.....749
1001162765.....789	1001163372.....879, 975	1001166163.....53, 55	1001167799.....847
1001162789.....521, 627	1001163414.....101, 103,	1001166223.....737, 739	1001167806.....81
1001162886.....961	105, 759	1001166233.....53	1001167822.....893
1001162887.....961	1001163546.....263	1001166235.....53, 55	1001167823.....897

## PART NUMBER INDEX

1001167929.....755	1001169146.....811	1001170549.....723	1001172401.....519, 521, 567
1001167931.....755	1001169151.....584, 909	1001170566.....821, 823, 825	1001172495.....859
1001167937.....549	1001169155.....215, 217	1001170601J.....543	1001172496.....859
1001167958.....543, 549	1001169173.....241, 243	1001170603.....525, 557	1001172536.....887
1001167971.....287	1001169174.....241, 243	1001170616.....329	1001172546.....1062
1001168030.....241, 243	1001169207.....257	1001170624.....821, 823, 825	1001172547.....575, 584
1001168031.....885	1001169209.....63	1001170628.....73	1001172550.....575, 584
1001168054.....689, 691	1001169214.....63	1001170631.....75	1001172551.....577, 587, 591
1001168142.....655, 657	1001169265.....21	1001170645.....27, 29	1001172553.....575, 584, 1063
1001168151.....655, 657	1001169268.....663	1001170712.....87	1001172591.....253, 255
1001168264.....501, 517	1001169278.....45, 53	1001170717.....605	1001172606.....608
1001168272.....279	1001169279.....53, 55	1001170740.....815	1001172608.....608
1001168327.....584	1001169281.....45, 55	1001170741.....815	1001172643.....29
1001168330.....584	1001169350.....301, 303, 313	1001170749.....815	1001172728.....955, 957
1001168331.....584	1001169351.....313, 329	1001170816.....815, 817, 819	1001172755.....234, 238
1001168341.....45, 47	1001169354.....659, 661	1001170944.....545	1001172774.....629
1001168342J.....47	1001169355.....661	1001170993.....563	1001172953.....249
1001168368.....47	1001169365.....821, 823, 825	1001171037.....553	1001172954.....313, 327
1001168456.....584	1001169367.....661	1001171153.....33, 35	1001172957.....1025
1001168464.....701, 709	1001169373.....55	1001171154.....33, 37	1001172958.....1025
1001168465.....679, 701	1001169375.....693	1001171162.....911	1001172978.....1025
1001168468.....675, 677, 687	1001169376.....693	1001171179.....37	1001172994.....87
1001168482.....735	1001169378.....693	1001171182.....541	1001172995.....87
1001168486.....65	1001169379.....55	1001171183.....541	1001172996.....87
1001168546.....45, 49	1001169393.....257	1001171242.....501	1001172997.....87
1001168547.....49	1001169409.....231	1001171277.....1028, 1032, 1036, 1040, 1044, 1048	1001173091.....823, 941
1001168560.....263	1001169410.....231	1001171363.....263	1001173092.....891, 1015
1001168561.....49	1001169454.....35	1001171450.....45	1001173257.....633
1001168567.....49, 61	1001169461.....37	1001171634.....553	1001173298.....543
1001168587.....49	1001169602.....35	1001171701.....263	1001173411.....969
1001168589.....51	1001169603.....608, 612	1001171756.....627	1001173419.....521
1001168599.....763	1001169604.....612	1001171764.....73, 89	1001173422.....1028, 1036, 1044
1001168602.....45, 51	1001169605.....608, 612	1001171767.....563	1001173429.....1028
1001168603.....51	1001169674.....1025	1001171772.....27, 29	1001173431.....1036
1001168629.....705, 715	1001169751.....659	1001171808.....81	1001173433.....1044
1001168630.....51, 63	1001169763.....663	1001171874.....645	1001173446.....684
1001168632.....63	1001169825.....829, 1019	1001171885.....19	1001173450.....684
1001168638.....263, 279	1001169830.....684, 689, 691	1001171889.....509	1001173451.....684
1001168658.....45	1001169850.....267	1001171890.....509, 513	1001173452.....241, 243
1001168661.....749, 751, 1063	1001169867.....277	1001171898.....513	1001173457.....45, 723
1001168666.....755, 757, 1063	1001169881.....543, 551	1001171903.....513	1001173527.....915, 917
1001168760.....27, 29	1001169883.....553	1001171962.....885	1001173530.....805, 823
1001168761.....27, 29	1001169885.....553	1001172035.....1028, 1032, 1036, 1040, 1044, 1048	1001173531.....805, 815
1001168764.....705	1001169965.....241, 243	1001172075.....731	1001173538.....57
1001168771.....215	1001170071.....35	1001172077.....731	1001173539.....57
1001168782.....311, 323	1001170072.....35	1001172078.....731	1001173540.....57
1001168783.....303, 311	1001170100.....675, 677, 693	1001172088.....645	1001173541.....45, 57
1001168784.....307, 317	1001170171.....413, 415, 417	1001172094.....645	1001173546.....241, 243
1001168785.....303, 307	1001170215.....815	1001172134.....75, 731	1001173571.....577
1001168786.....303	1001170231.....645	1001172146.....37	1001173626.....263, 267
1001168795.....199	1001170320.....815, 817, 819	1001172147.....37	1001173702.....709, 711
1001168797.....199	1001170326.....565	1001172160.....27	1001173739.....87
1001168822.....231	1001170366.....519, 521, 561	1001172178.....277	1001173765.....807, 809, 827
1001168831.....61	1001170374.....529	1001172193.....527, 533, 551	1001173849.....871
1001168834.....19, 23	1001170495.....523, 529	1001172344.....65, 71	1001173956.....723
1001169009.....193	1001170500.....525, 535	1001172345.....65, 69	1001173957.....723
1001169011.....193, 195, 215	1001170502.....535, 541	1001172346.....65, 67	1001173965.....608, 612
1001169012.....193, 195, 219	1001170504.....608, 612	1001172350.....67	1001174271.....263, 285
1001169050.....755, 757	1001170506.....608	1001172352.....69	1001174295.....543, 555
1001169071.....755	1001170518.....608, 612	1001172353.....69	1001174320.....533
1001169072.....755			1001174321.....545
1001169087.....701, 707			

## PART NUMBER INDEX

1001174338.....684	1001179080.....593	1001184296.....579, 581, 589	1001188372..1028, 1032, 1036, 1040, 1044, 1048
1001174356.....241, 243	1001179081.....593	1001184297.....579, 581, 589	1001188577.....579, 581, 589
1001174426.....845, 955	1001179130.....593, 595	1001184306.....591	1001188578.....579, 581, 589
1001174712.....877	1001179206.....263, 267	1001184307.....591	1001188590.....575, 584
1001174741.....615	1001179297.....1023	1001184309.....591	1001188592.....589
1001174795.....281, 283	1001179369.....763, 765	1001184310.....591	1001188594.....579, 581, 589
1001174796.....911, 913	1001179376.....255	1001184403.....595	1001188602.....579, 581, 589
1001174800.....615	1001179968.....267, 289	1001184404.....595	1001188603.....579, 581, 589
1001174832.....255	1001179972.....267	1001184405.....595	1001188604.....579, 581, 589
1001174932.....901, 905	1001179973.....289	1001184406.....595	1001188610.....579, 581, 589
1001175201.....279	1001180076.....197, 211	1001184427.....589	1001188612.....579, 581, 589
1001175226.....533	1001180078.....211	1001184439.....543	1001188614.....579, 581, 589
1001175265.....925, 945, 949	1001180226.....289	1001184484.....735	1001188618.....589
1001175267.....920, 926	1001180227.....289	1001184491.....953	1001188619.....589
1001175269.....207	1001180242.....197, 843	1001184493.....953	1001188637.....693
1001175347.....684	1001180263.....629, 633	1001184494.....953	1001188720.....579, 581, 589
1001175368.....31	1001180306.....684	1001184496.....953	1001188725.....579, 581, 589
1001175470.....565	1001180542.....249, 251	1001184551.....949	1001188728.....589
1001175471.....561, 563	1001180553.....249, 251	1001184632..1028, 1032, 1036, 1040, 1044, 1048	1001188729.....579, 581, 589
1001175477.....543	1001180682.....881	1001184640.....747, 753	1001188733.....579, 581, 589
1001175677.....719, 915	1001180683.....881	1001184835.....833, 835, 953	1001188787.....735
1001175683.....87	1001181128.....827, 829	1001184841.....962	1001188817.....589
1001175694.....684	1001181411.....541	1001184975.....612	1001188818.....589
1001175696.....684	1001181531.....871, 873	1001185179.....608, 612	1001188871.....685
1001175697.....684	1001181543.....665	1001185278.....219	1001189023.....589
1001175699.....684	1001181573.....879, 979	1001185497.....215	1001189024.....589
1001175703.....687	1001181625.....249, 251	1001185498.....217	1001189025.....579, 581, 589
1001175704.....687	1001181815.....267	1001185505.....215	1001189046.....833
1001175713.....689, 691	1001181920.....529, 557	1001185633.....617	1001189048.....589
1001175718.....693	1001181921.....529, 557	1001185823.....950	1001189054.....589
1001175733.....967	1001181961.....849	1001185824.....950	1001189224.....725, 727
1001175741.....719	1001182011.....249, 251	1001185846.....617	1001189299.....727
1001175776.....887, 967	1001182012.....249, 251	1001186225.....413, 415	1001189308.....727
1001175789.....675, 689	1001182083.....901	1001186342.....234, 238	1001189492.....49
1001175903.....612	1001182094.....209	1001186418.....684	1001189605.....725
1001175904.....608	1001182123.....529, 557	1001186565.....893, 897	1001189606.....727
1001176004.....941	1001182139.....529, 557	1001186567.....893, 897	1001189663.....727, 729
1001176121.....561, 565	1001182279.....703, 779	1001186705.....291	1001189714.....47
1001176164.....601	1001182328.....617	1001186843.....685	1001189793..49, 51, 1062
1001176228.....197	1001182506.....684	1001186859.....45	1001189888.....755, 757
1001176272.....529, 557	1001182671.....667	1001186898.....219, 221	1001189980.....591
1001176273.....529, 557	1001182911.....715	1001187070.....930, 931, 936, 937, 945, 949, 950	1001189997.....887
1001176333.....975	1001183177.....219	1001187075.....920	1001190179.....851
1001176338.....881	1001183221.....957	1001187076.....921, 926	1001190322.....931, 937, 946, 949
1001176515.....153	1001183243.....737	1001187077.....941	1001190347.....608
1001176626.....529, 557	1001183759.....263	1001187078.....949, 991, 999, 1011	1001190585.....815
1001176935.....930, 936, 941	1001183827.....227	1001187079.....920, 921, 931, 937, 946, 949, 1011	1001190589.....608, 612
1001176945.....263	1001183829.....227	1001187080.....920, 931, 937, 946	1001190670.....851, 853, 855, 859
1001177597.....931, 937	1001183830.....219	1001187081.....991, 999	1001190671.....851, 853, 855, 861
1001177654J.....31	1001183831.....221	1001187335.....515	
1001177704.....684	1001183835.....219, 221, 227	1001187532.....845	
1001178123.....627	1001183836.....263	1001187623.....819	
1001178170.....584	1001183888.....893	1001187624.....819	
1001178670.....657	1001183890.....893	1001187785.....53, 55	
1001178706.....1023	1001184017.....291	1001188048.....515	
1001178729.....505	1001184056.....715, 735	1001188244.....47	
1001178783.....881	1001184076.....21	1001188303.....584, 587	
1001178791.....279	1001184275.....579, 581, 589		
1001178826.....625	1001184278.....579, 581, 589		
1001178933.....869	1001184280.....589		
1001179008.....537, 539, 625	1001184294.....579, 581, 589		
1001179009.....537, 539, 625	1001184295.....579, 581, 589		

# PART NUMBER INDEX

1001190881.....	719	1001195437.....	597	1001201331.....	627	1001205532.....	543, 545
1001190921.....	931, 937	1001195438.....	597	1001201646.....	27, 29	1001205756.....	689, 691
1001190980.....	238	1001195518.....	199	1001201755.....	739	1001206019.....	209
1001191091.....	555	1001195781.....	931, 937	1001202132.....	637, 973	1001206332.....	275
1001191168.....	285	1001195782.....	931, 937	1001202133.....	637	1001206370.....	1053
1001191229.....	1028, 1032, 1036, 1040, 1044, 1048	1001195849.....	1028, 1032	1001202134.....	635	1001206448.....	275
1001191348.....	267	1001195851.....	1044, 1048	1001202138.....	635	1001206588.....	234, 238
1001191486.....	833	1001195855.....	1028, 1044	1001202247.....	229	1001206746.....	29
1001191487.....	1044, 1048	1001195878.....	527, 533	1001202454.....	873	1001206980.....	229
1001191503.....	731	1001195883.....	913	1001202487.....	229	1001207171.....	932, 938
1001191505.....	731	1001195970.....	139	1001202491.....	229	1001207217.....	1028, 1032
1001191603.....	41	1001195972.....	515	1001202498.....	857	1001207218.....	1036, 1040
1001191617.....	608, 612	1001196100.....	891	1001202512.....	501, 517	1001207282.....	277
1001191635.....	41	1001196289.....	889, 981	1001202513.....	501	1001207287.....	905
1001192042.....	687	1001196354.....	287	1001202519.....	889	1001207296.....	687
1001192098.....	685	1001196404.....	21	1001202526.....	231	1001207343.....	27, 29
1001192142.....	827, 829	1001196421.....	287	1001202617.....	889	1001207557.....	277
1001192303.....	809	1001196422.....	21	1001202620.....	885	1001207606.....	163
1001192305.....	809, 825	1001196426J.....	21	1001202621.....	885	1001208106.....	513
1001192309.....	543	1001196440.....	238, 287	1001202622.....	885	1001208186.....	267
1001192341.....	715	1001196451.....	869, 961	1001202626.....	1032, 1048	1001208192.....	641
1001192393.....	865	1001196491.....	291	1001202786.....	501, 517	1001208308.....	608, 612
1001192394.....	867	1001196608.....	739	1001202847.....	685	1001208338.....	501
1001192435.....	719	1001196665.....	195, 203	1001202904.....	181	1001208643.....	1062
1001192468.....	841, 843	1001196806.....	1028, 1044	1001202986.....	234, 238, 821, 823, 825, 839	1001208644.....	1062
1001192471.....	841, 843	1001197027.....	569	1001203067.....	689, 691	1001208881.....	685
1001192643.....	547	1001197138.....	645, 647	1001203181.....	229, 1007	1001209387.....	23, 25
1001192644.....	549	1001197139.....	645, 649	1001203225.....	873	1001209388.....	21
1001192646.....	543	1001197217.....	623	1001203502.....	685	1001209463.....	639
1001192711.....	183	1001197218.....	623	1001203503.....	183	1001209625.....	1044, 1048
1001192720.....	183	1001197219.....	623	1001203640.....	895, 899, 907	1001209899.....	529, 557
1001192755.....	547	1001197259.....	623	1001203932.....	19	1001210340.....	727
1001192766.....	543, 547	1001197282.....	875	1001203933.....	19	1001210390.....	731, 733
1001192836.....	505	1001197299.....	234, 238	1001203934.....	19	1001210450.....	811
1001192875.....	183	1001197339.....	19	1001204032.....	229, 743	1001210707.....	37
1001192876.....	183	1001197407.....	930, 936, 945, 950	1001204032.....	229, 743	1001210775.....	725, 727
1001192877.....	183	1001197600.....	775	1001204045.....	51	1001210782.....	513
1001193026.....	273, 275	1001197709.....	493, 495	1001204047.....	51	1001211041.....	641
1001193171.....	809, 819	1001197715.....	491, 493	1001204060.....	899	1001211059.....	735
1001193210.....	551	1001197716.....	491, 495	1001204066.....	545	1001211139.....	107
1001193525.....	183	1001198291.....	491	1001204086.....	21	1001211357.....	881
1001193540.....	183	1001198321.....	827, 829	1001204090.....	687	1001211428.....	277
1001193577.....	87	1001198355.....	183	1001204095.....	851, 853, 857	1001211429.....	277
1001193578.....	87	1001198893.....	913	1001204115.....	545	1001211432.....	35, 277
1001193579.....	87	1001199099.....	827, 829	1001204120.....	545	1001211516.....	99
1001193729.....	183	1001199183.....	863	1001204144.....	263, 265	1001211693.....	869
1001193771.....	693	1001199640.....	667	1001204152.....	689, 691	1001211747.....	277
1001193993.....	827, 829	1001199670.....	285	1001204154.....	689	1001211775.....	921
1001194282.....	657	1001199750.....	685	1001204225.....	645	1001211907.....	608, 612
1001194286.....	193, 195, 841	1001200082.....	821, 823, 825	1001204352.....	821, 823, 825, 925	1001211913.....	31
1001194534.....	221	1001200101.....	1028, 1032, 1036, 1040, 1044, 1048	1001204378.....	749	1001211944.....	855
1001194785.....	87	1001200102.....	815, 817, 819	1001204380.....	747, 749	1001212011.....	555
1001194787.....	87	1001200152.....	877	1001204444.....	895, 899	1001212047.....	537
1001194789.....	87	1001200206.....	991, 999	1001204445.....	895, 899	1001212048.....	539
1001194978.....	39, 1062	1001200239.....	211	1001204486.....	21	1001212049.....	537
1001194981.....	789, 1063	1001200538.....	895	1001204488.....	27, 29	1001212050.....	539
1001195082.....	183	1001200539.....	899	1001204528.....	895	1001212369.....	599
1001195089.....	841, 843	1001200555.....	271	1001204530.....	895	1001212420.....	1051
1001195217.....	693	1001200721.....	1057	1001204709.....	625	1001212470.....	871, 873
1001195342.....	597	1001200989.....	51	1001205172.....	931, 937	1001213126J.....	21
1001195343.....	597	1001201080.....	973	1001205254.....	817, 819	1001213199J.....	499
1001195345.....	597	1001201081.....	961	1001205255.....	819	1001213210.....	293
1001195346.....	597	1001201162.....	889	1001205335.....	67	1001213331.....	545
1001195385.....	597			1001205402.....	531	1001213791.....	543
1001195386.....	597					1001213988.....	869, 987
						1001214092.....	599
						1001214156.....	615

## PART NUMBER INDEX

1001214220.....645	1001224030.....265	1001228118.....817	1001233383.....101
1001214326.....519, 521, 531	1001224031.....265	1001228119.....817	1001233384.....103
1001214331.....519, 523	1001225067.....835, 945	1001228132.....581, 589	1001233385.....105
1001214332.....521, 525	1001225126.....265	1001228140.....581, 589	1001233558...1044, 1048
1001214480.....655, 657	1001225230.....195	1001228141.....581, 589	1001234139.....85
1001214481.....655, 657	1001225231.....195, 213	1001228147.....581, 589	1001234253.....85
1001214535.....617	1001225232.....195, 835	1001228273.....229	1001234455.....25
1001215319.....281, 283	1001225259.....989, 991	1001228490.....817	1001235100.....277
1001215476.....229	1001225271.....309, 321	1001228516.....265	1001235696.....936
1001215531.....545	1001225272.....301, 309	1001228643.....229	1001235963.....19, 25
1001215630.....1007	1001225273.....305, 315	1001228872.....231	1001236542.....517
1001215631.....1007	1001225274.....301, 305	1001228989.....895, 899	1001237171.....297
1001215632.....1007	1001225275.....301	1001229107.....1001	1001237208.....297, 853
1001215778.....573	1001225313.....265	1001229235.....503	1001237209.....853
1001215941.....229	1001225402.....265	1001229457.....993	1001239194.....997
1001217467.....209	1001225462.....717, 719	1001229458.....989, 993	1001239249.....997
1001217623.....911	1001225464.....717, 719	1001229540.....619	1001239539.....229
1001218255.....170	1001225467.....685	1001229541.....621	1001239734.....101, 103, 105
1001218358.....1011	1001225681.....717	1001229550.....619	1001241836.....19
1001218524.....741	1001225682.....719	1001229551.....621	1001241838.....485
1001218529.....575, 584	1001225748.....675, 677, 679	1001229575..1028, 1032, 1036, 1040, 1044	1001241839.....483, 485
1001218542.....575, 584	1001225750.....679, 695	1001229707.....1059	1001241840.....489
1001218659...1028, 1032	1001225751.....695, 697	1001229955.....995	1001241846.....483
1001218704...1028, 1032	1001225752.....697, 699	1001230163.....555	1001241847.....489
1001218996.....575, 584, 1063	1001225982.....213	1001230239.....155	1005198900.....315, 331
1001219076.....608, 612	1001225986.....807	1001230241.....155	1005207700.....321, 373
1001219082.....229, 989	1001225987.....807, 821	1001230310.....1028	1060379.....179
1001219191.....691, 741	1001226035.....717	1001230311.....1044	1060626.....859, 861
1001219211..1036, 1040, 1044, 1048	1001226328.....1001	1001230402.....1011	1062255...193, 195, 275, 833, 835, 839, 989, 995, 997
1001219212.....1028	1001226400.....1005	1001230403..1011, 1012	10700681.....135
1001219220.....529, 557	1001226575.....677, 691	1001230404.....1012	10705034.....111
1001219864.....608, 612	1001226636.....999	1001230419.....283	10713707.....811
1001219865.....608, 612	1001226637.....999	1001230421.....279, 283	10719267.....217
1001220540.....511	1001226799.....995, 997	1001230599.....903	10725554..335, 353, 377, 395
1001220556J.....17	1001226812.....777	1001230623.....903, 907	10731709...427, 449, 453
1001220760.....413, 415	1001226876.....767	1001230713J.....503, 505	10731744.....429
1001220817.....891	1001227056.....719, 721	1001230931.....961	10731845...435, 437, 441
1001220830.....891	1001227066..1001, 1003, 1005	1001231002.....287	10731959.....477
1001221052.....577, 581	1001227068.....1005	1001231003.....287	10732071.....449
1001221054.....587, 589	1001227077.....229	1001231244.....505	10732072.....449
1001221056.....577, 587	1001227137.....719	1001231397..1011, 1012	10732095.....447
1001221057.....581, 589	1001227137.....719	1001231398..1011, 1012	10837928.....777
1001221058.....581, 589	1001227186.....533	1001231400..1011, 1012	10837929.....777
1001221059.....575, 584	1001227187.....551	1001231401..1011, 1012	10837937.....777
1001221295.....575, 584	1001227188.....551	1001231402.....1012	1170012.....95
1001221503.....499	1001227234.....265	1001231404.....1012	1170021.....95
1001221520.....691	1001227266.....1005	1001231406.....1012	1170024.....97
1001221527.....691	1001227286.....415	1001231407...229, 1009	120034.....869, 879, 883
1001221728.....821, 920	1001227297.....995, 997, 999	1001231483...229, 1011	1319229.....421
1001221729.....930	1001227339.....1032	1001231692.....155	1319436.....471
1001221741.....691	1001227340.....1040	1001231801..1028, 1032	1319558.....425
1001221742.....691	1001227379.....123	1001232147.....83	1319563.....425
1001221744.....691	1001227385.....675	1001232288...829, 1019	1319571...427, 429, 445, 459, 471
1001221749.....657	1001227387.....677	1001232299.....83, 85	1319576.....445
1001221941.....995	1001227497.....675, 677, 684	1001232336...83, 85, 91	1319590.....427
1001222388.....989	1001227528.....1048	1001232338.....83	1319593...431, 433, 435, 437, 439, 441
1001222609.....665, 671	1001227676.....747	1001232355.....121	1319594...431, 433, 435, 437, 439, 441
1001222650..1028, 1032, 1036, 1040, 1044, 1048	1001227677.....747, 767	1001232439.....295, 297	1319595...431, 433, 435, 437, 441
1001222715.....949	1001227767.....747, 767	1001232440.....295, 297	1319596.....435, 437, 441
1001222741.....545	1001227802.....543	1001232500.....155	
1001223265.....608, 612	1001227962.....195, 415	1001232556.....295	
1001223453..1028, 1032, 1044, 1048	1001227963.....817	1001232588.....91	
	1001227964.....229	1001232624.....295, 297	
	1001228073.....753, 757	1001232751.....295, 851	
	1001228095.....747, 751	1001233236.....1003	
		1001233237.....1003	



# PART NUMBER INDEX

1319600 ... 431, 433, 435, 437, 439, 441	1706293 ..... 1036, 1040	2172108 ..... 725, 729	3291201 ..... 47, 83, 85
1319601 ... 431, 433, 435, 437, 439, 441	1706296 ..... 1028, 1032	2180467 ..... 259	3291205 ..... 67, 69, 647
1319602 ... 431, 433, 435, 437, 439, 441	1706299 ..... 1028, 1032	2200223 ..... 243, 269	3291605 ... 67, 69, 71, 77
1319605 ... 435, 437, 441	1706300 ..... 1028, 1032	2200224 ..... 249, 251	3292001 ..... 513
1319607 ..... 435	1706301 ..... 1028, 1032	2220218 ..... 211	3300240 . 95, 97, 99, 101, 103, 105
1319608 ..... 435, 445	1706302 183, 1028, 1032	2220237 ..... 241, 243	3311405 ..... 91, 179
1319614 ..... 437	1706303 ..... 1028, 1032	2220239 ..... 789	3311502 ..... 183
1319615 ... 431, 433, 437, 441	1706304 ..... 1028, 1032	2220240 ..... 789	3311508 ..... 859
1319617 ..... 431, 433	1706306 ..... 1028, 1032	2220242 ..... 247	3331615 ..... 199
1319618 ..... 431, 433	1706767 ..... 1028, 1032	2220415 ..... 107	3332011 ..... 45, 511
1319620 ..... 431, 433	1706768 ..... 1028, 1032	2220473 ..... 107	3340829 ..... 91
1319621 ..... 431, 433	1706850 ..... 1028, 1032	2220478 ..... 684	3391410 ..... 183
1319622 ..... 431, 433	1706851 ..... 1028, 1032	2220810 ..... 211	3421453 ..... 179
1319623 ..... 431, 433	1706892 ..... 173	2220883 ..... 775	3423242 ..... 97, 103
1319624 ..... 431, 433	1707078 ..... 1028, 1032	2220885 ..... 715	3423275 ..... 95, 101
1319625 ..... 431, 433	2080040 ..... 179	2220887 ..... 755, 757	3423276 ..... 99, 105, 107
1319626 ..... 431, 433	2080078 ..... 541	2340037 ..... 133	3423307 ... 101, 103, 105
1319627 ..... 431, 433	2080086 ..... 527, 533	2340038 ..... 117	3440620 ..... 155
1319628 ..... 431, 433	2080087 ..... 527, 533	2340039 ..... 129	3520072 ..... 179
1319629 ..... 431, 433	2080092 ..... 561	2340045 ..... 115	3520186 ..... 41
1319630 ..... 431, 433	2110404 ..... 707, 717	2400060 ..... 991, 999	3575947 ..... 207
1319631 ..... 431, 433	2110406 ..... 699, 739	24921332... 263, 265, 267	3740080 ..... 229
1319632 ..... 431, 433	2110408 ..... 707	2600281 ..... 179	3760170 ..... 179
1319635 ..... 441	2110606 ... 101, 103, 105, 113, 699, 739	2716143 ..... 170	3760348 ..... 645
1319636 ... 431, 433, 441	2110610 ..... 729	2717160 ..... 111	3760463 ..... 57
1319638 ..... 431, 433	2110808 ... 101, 103, 105, 319, 713, 741	2717161 ..... 111	3760493 ..... 57, 715
1319647 ..... 477	2110810 ... 729, 739, 753	2717162 ..... 111	3790151 ..... 229
1319648 ..... 477	2111008 ..... 707, 719	2717283 ..... 111	3790152 ..... 229
1319683 ..... 449	2111010 ... 699, 719, 739	2717287 ..... 107	3790228 ..... 684
1319684 ..... 449	2111212 ..... 767	2915023 ..... 795	3820020 ..... 179
1319685 ..... 449	2111616 ..... 699, 789	2920206 ..... 893, 897	3841203 ... 101, 103, 105
1319686 ..... 449	2130404 ... 655, 657, 719	2920207 ..... 891	3900379 . 27, 29, 619, 621
1319687 ..... 449	2130406 ..... 705	2920208 ..... 891	4000015 ..... 735
1319688 ..... 449	2130604 ..... 717, 719	2940074 ..... 179	4010508002 ..... 608, 612
1319689 ..... 449	2130606 ... 111, 113, 699, 715	3020043 ..... 749, 755	4010510 ..... 665
1319694 ..... 449	2130608 ..... 111	31200160 ..... 173	4010608002 ..... 543, 608, 612, 615, 639
1319719 ..... 453	2130806 ..... 715	31200386 ..... 177	4010610002 ..... 605, 608, 612, 615, 735
1319726 ..... 457, 1062	2130808 ... 101, 103, 105, 655, 657, 739	31200387 ..... 175	4010612002 ..... 551
1320022 ..... 584	2130810 ..... 247, 729	31200388 ..... 175	4031205 ..... 885
1320748 ..... 473, 475	2131010 ..... 247	3251813 ..... 1028, 1032, 1036, 1040, 1044, 1048	4031607 ... 789, 871, 873
1320754 ..... 473, 475	2131210 ... 413, 415, 699	3290401 ... 575, 584, 835, 839, 885	4031608 ... 295, 297, 833
1321094 ... 201, 203, 205	2131212 ..... 257	3290405 ..... 547, 735	4031608001 ..... 608, 612
1321329 ..... 723	2131616 ..... 247, 739	3290501 ... 295, 297, 869, 879, 883, 887	4031910 ..... 629, 633
1321752 ..... 687	2144605 ..... 319, 325	3290505 ..... 87, 229, 989	4031912 ..... 711
1322039 ... 201, 203, 205	2150404 ... 703, 729, 733	3290601 ..... 87, 183, 234, 238, 271, 295, 297, 584, 615, 645, 735, 821, 823, 825, 827, 829, 835, 839, 869, 893, 895, 897, 905, 907	4031917 ..... 767
1322040 ... 201, 203, 205	2150808 ... 325, 713, 741	3290605 ... 23, 25, 63, 608, 612, 815, 817, 819	4031918 ..... 727
1670836 ..... 687	2151210 ..... 717, 719	3290607 ..... 891	4031920 ..... 771
1701509 ..... 179	2151212 ..... 717, 719	3290801 ... 215, 217, 263, 275, 285, 543, 651, 691, 811, 833	4031921 ..... 719
1702631 ..... 1028, 1032, 1036, 1040, 1044, 1048	2160016 ... 47, 49, 67, 69, 77, 705, 715, 755, 757	3290805 ..... 649, 711	4060919 ... 684, 689, 691
1702773 ... 173, 175, 177	2170108 ..... 707	3290806 ..... 541	4105262 ..... 81
1704277 ..... 179	2170110 ..... 699	3291001 ... 219, 221, 241, 243, 263, 265, 267, 815, 827	4109801 ..... 1028, 1032, 1036, 1040, 1044, 1048
1704885 ... 173, 175, 177	2170208 ..... 655, 657	3291005 ..... 81, 705, 715, 725, 727, 815, 819, 821, 823, 825	4110422 ... 149, 151, 155, 157, 159
1706098 ..... 1036, 1040	2170212 ..... 257		4110473 ..... 111
1706281 ..... 1036, 1040	2170216 ..... 247		4240032 ..... 995, 997
1706282 ..... 1036, 1040	2170306 ..... 699, 715		4240033 ..... 637
1706283 ..... 1036, 1040	2170308 ..... 693, 741		4240099 ... 689, 691, 727, 857, 861
1706284 ..... 1036, 1040	2170316 ..... 247		4460225 ..... 962, 969
1706285 ..... 1036, 1040	2170806 ..... 319, 325		4460234 ..... 995, 997
1706287 ..... 1036, 1040	2170906 ..... 679		4460265 ..... 962
1706288 ..... 1036, 1040	2171308 ..... 725, 727		4460267 ... 962, 969, 970, 975, 987
1706289 ..... 1036, 1040	2172106 ... 101, 103, 105, 699		
1706292 ..... 1036, 1040			

## PART NUMBER INDEX

4460268.....962, 969, 970, 975, 987	4460932... 961, 965, 967, 970, 1009	811, 815, 817, 819, 827, 829, 833, 835, 839, 843, 869, 891, 893, 895, 897, 899, 905, 907	70002975.....791
4460321.....987, 1011	4460933... 920, 921, 925, 930, 936, 945, 950, 961, 991, 999	4811700001 ..... 608, 612	70002976.....791
4460343.....962, 969, 970, 975	4460934 ..... 930, 936	4811702 ... 227, 271, 515, 561, 615, 645, 655, 657, 863, 865, 867	70003788.....775
4460367 .....970, 975	4460935 ..... 930, 936	4811702001 ..... 543, 551, 608, 612, 665	70003849.....759
4460434 .....962, 975	4460941 ... 909, 926, 961, 970, 979, 1015, 1017	4811900 . 35, 49, 51, 259, 263, 265, 271, 273, 275, 279, 285, 289, 503, 543, 545, 559, 584, 599, 617, 629, 631, 633, 645, 651, 655, 657, 684, 691, 693, 709, 711, 717, 763, 789, 811, 827, 829, 833, 835, 839, 841, 885, 893, 911, 913	70020428.....795
4460458.....925, 931, 937, 965, 1011	4460942 ... 920, 921, 922, 925, 969, 970, 973, 979, 1017	4811902 ... 19, 21, 27, 29, 215, 217, 219, 261, 575, 584, 615, 617, 684	70020438.....765, 773
4460464.....909, 926, 930, 936, 941, 945, 949, 957, 961, 962, 965, 967, 991, 999, 1005, 1009, 1011	4460943 ... 950, 957, 961	4812000 ... 19, 23, 25, 27, 29, 37, 41, 81, 207, 219, 221, 241, 243, 249, 251, 263, 265, 267, 289, 291, 413, 415, 505, 655, 657, 684, 697, 705, 715, 725, 727, 735, 811, 815, 821, 823, 825, 827, 829, 833, 835, 891	70020476.....773
4460465.....917, 920, 921, 922, 925, 926, 930, 931, 932, 936, 937, 938, 941, 945, 946, 949, 950, 959, 961, 962, 969, 975, 981, 991, 999, 1011	4460944 ... 920, 926, 930, 936, 941, 945, 961, 963, 975	4812002 19, 21, 213, 219, 221, 241, 243	70020555..... 161, 163
4460466.....920, 921, 925, 926, 930, 931, 936, 937, 941, 945, 949, 950, 957, 959, 961, 962, 963, 965, 973, 975, 979, 981, 991, 999, 1011, 1015, 1017	4460945 ..... 991, 1011	4812100 ... 35, 37, 47, 67, 69, 75, 199, 209, 211, 647, 737, 815, 817, 819	70020562.....147
4460475.....1011	4460950 ... 930, 936, 945, 949	4812102 .... 35, 241, 243, 501, 517	70020764.....787
4460496.....869, 879, 931, 937, 949, 961	4460955 ... 931, 937, 945, 946, 949	4812300 .. 67, 69, 71, 199	70020867.....783
4460497.....869, 879, 931, 937, 949, 961	4460970 ... 926, 930, 936, 945, 949, 1015, 1017	4812500 ..... 45, 511, 513	70021177.. 351, 355, 393, 397
4460508.....930, 936, 945, 949, 957	4460982 ..... 941	4831400 ..... 575, 584	70021208.....785
4460509.....920, 921, 925	4460984 ..... 931, 937	4831600 ... 295, 297, 789, 833	70021209.....785
4460518.....991, 1011	4460994 ..... 970, 973	4831700 .... 238, 287, 615	70021227.....439
4460539.....920, 921, 926, 941, 963, 975, 991, 1011	4461005 ... 931, 938, 946, 949	4831900 ... 261, 575, 584, 645	70021228.....439
4460608.....930, 931, 936, 937, 945, 946, 950	4461006 ..... 930, 936	4832000 .... 241, 243, 684	70021268.....439
4460670.....991, 999	4461015 ..... 921, 979	4832100 ..... 241, 243	70021269.....439
4460705.....969	4461017 ..... 957	4891800 .... 101, 103, 105	70021342..... 147, 159
4460708.....969	4461018 ..... 925	4892600 ... 315, 317, 321, 323	70021349..... 157, 159
4460742.....1011	4461054 ... 932, 938, 946, 949, 1015	5220600 ..... 897, 899	70021358.....147
4460746.....945	4461070 .... 930, 936, 945	5220800 ..... 849, 859	70021359.....147
4460748.....931, 937	4461095 ... 930, 936, 945, 950	5241600 ..... 731	70021360.....147
4460761.....987, 1011	4461115 ..... 965, 970	5242400 .... 183, 705, 715	70021361.....147
4460789.....909, 931, 937	4461118 ..... 909, 925	5250608 ..... 597	70021362.....147
4460809.....1011	4461174 ..... 911, 913	5271609 ..... 887	70021364.....147
4460836.....920, 921, 969	4461262 ..... 926	5272011 ..... 749, 751	70021365.....147
4460884.....925, 941, 961, 970, 973, 981, 1011	4461290 ..... 1019	6604662 ..... 107	70021366.....147
4460891.....917, 921, 922, 925, 926, 930, 931, 936, 937, 941, 945, 946, 949, 959, 1011	4469464 ..... 931, 937	70000656 ..... 449	70021367.....147
4460894.....921, 941, 961, 1017	4520482 ..... 497	70002219 ..... 759	70021387..... 147, 157
4460897.....930, 936, 945, 962, 979	4641501 ..... 113, 801	70002224 ..... 759	70021391.....147
4460899.....909	4641502 ..... 111, 113	70002963 ..... 791	70021392.....147
4460906.....969	4679000268 ..... 91		70021393..... 147, 797
4460930.....925, 931, 937, 941, 962, 975	4711400 ..... 179		70021399.....147
4460931.....957	471678 ..... 627		70021415..... 157, 159
	4740003 ..... 79		70021440..... 153, 797
	4740274 ..... 241, 243		70021444.....797
	4740532 ..... 681		70021446.....797
	4751400 ..... 91		70021447.....797
	4761800 ..... 684		70021448.....797
	4807718 ..... 601, 1063		70021451.....797
	4811400 ... 575, 584, 835, 839, 885		70021452.....797
	4811600 ..... 87, 229, 295, 297, 608, 612, 833, 887, 989		70021464.....797
	4811602001 ..... 608, 612		70021465.....797
	4811700 ... 23, 25, 27, 29, 45, 63, 87, 183, 234, 238, 271, 285, 295, 297, 515, 527, 533, 543, 584, 605, 615, 627, 639, 645, 701,		70021466.....797
			70021526.....445
			70021531.....787
			70021606..... 383, 391
			70021607.....391
			70021609.....391
			70021610.....391
			70021611.....391
			70021612.....391
			70021613..... 383, 391
			70021614..... 357, 399
			70021867.....779
			70021920.....429
			70021921..... 157, 159
			70021935..... 157, 159
			70021977..... 157, 159
			70021978..... 157, 159
			70021979..... 157, 159
			70021980.....147
			70021981.....147
			70021982.....147
			70022008.....777

## PART NUMBER INDEX

70022010 .....	777	70022997 .....	109	70024407 .....	779	70026002 .....	337, 379
70022012 .....	777	70022998 .....	167, 170	70024408 .....	779	70026030 .....	395, 403
70022013 .....	777	70022999 .....	170	70024414 .....	779	70026056 .....	759
70022014 .....	777	70023000 .....	170	70024415 .....	779	70026057 .....	759
70022028 .....	157, 159	70023001 .....	170	70024416 .....	779	70026058 .....	759
70022044 .....	795	70023003 .....	166, 171	70024535 .....	109	70026059 .....	759
70022045 .....	795	70023004 .....	166, 187	70024536 .....	109	70026060 .....	759
70022046 .....	795	70023005 .....	167, 187	70024537 .....	109	70026061 .....	759
70022075 .....	431, 433, 435, 437, 439, 441	70023006 .....	167, 187	70024538 .....	109	70026062 .....	759, 1063
70022140 .....	335, 353, 377, 395	70023007 .....	167, 187	70024539 .....	109, 799	70026082 .....	245
70022527 .....	147, 157, 159	70023008 .....	166, 171, 187	70024540 .....	109	70026211 .....	793
70022528 .....	157, 159	70023009 .....	166, 171	70024541 .....	109	70026212 .....	793
70022529 .....	157, 159	70023010 .....	166, 185	70024542 .....	109	70026213 .....	793
70022564 .....	761	70023014 .....	166, 170	70024543 .....	109	70026214 .....	793
70022634 .....	201, 203, 205	70023015 .....	167	70024544 .....	109	70026215 .....	793
70022765 .....	871, 873, 1062	70023016 .....	166, 170, 171	70024545 .....	109	70026220 .....	201, 203
70022773 .....	343, 385	70023086 .....	769	70024546 .....	109	70026221 .....	203
70022814 .....	379, 397	70023369 .....	761	70024547 .....	799	70026222 .....	203, 205
70022931 .....	166, 185	70023370 .....	761	70024548 .....	799	70026223 .....	201
70022932 .....	166, 170, 185	70023372 .....	761	70024549 .....	799	70026224 .....	201, 203, 205
70022933 .....	170	70023379 .....	761	70024550 .....	109	70026225 .....	201, 203, 205
70022934 .....	166, 170	70023404 .....	427, 471	70024551 .....	109	70026226 .....	201, 203, 205
70022935 .....	167, 170	70023469 .....	335, 353, 377, 395	70024552 .....	109	70026227 .....	1062
70022936 .....	166, 170	70023474 .....	469	70024553 .....	109	70026228 .....	201, 203, 205
70022937 .....	167, 170	70023475 .....	471	70024554 .....	109	70026229 .....	201, 203, 205, 1062
70022938 .....	170	70023476 .....	471	70024555 .....	109	70026230 .....	201, 203, 205
70022939 .....	167, 170	70023476 .....	471	70024848 .....	341, 349	70026231 .....	201, 203, 205
70022940 .....	170	70023489 .....	377, 403	70024849 .....	341, 349	70026232 .....	201, 203, 205
70022941 .....	170	70023490 .....	335, 361, 377, 403	70024850 .....	337, 355	70026233 .....	201, 203, 205, 1062
70022942 .....	167, 170	70023491 .....	361, 403	70024851 .....	337, 355	70026234 .....	203, 205, 1062
70022943 .....	170	70023493 .....	377, 403	70024881 .....	337, 345, 379, 387	70026235 .....	201, 203, 205
70022944 .....	170	70023494 .....	335, 377	70024895 .....	455	70026236 .....	201
70022945 .....	170	70023496 .....	361	70025335 .....	333, 351, 375, 393	70026237 .....	201, 203, 205, 1062
70022946 .....	167, 170	70023502 .....	467	70025337 .....	377, 403	70026238 .....	337, 355, 379, 397
70022947 .....	170	70023736 .....	201, 203, 205	70025338 .....	377, 403	70026239 .....	337, 355, 379, 397
70022948 .....	170	70023800 .....	471	70025339 .....	335, 361, 377, 403	70026240 .....	338, 355, 379, 397
70022949 .....	167, 170	70023801 .....	471	70025353 .....	170	70026241 .....	201, 203, 205
70022950 .....	167, 170	70023885 .....	429, 461	70025561 .....	337, 355, 379, 397	70026242 .....	1062
70022951 .....	170	70023925 .....	167, 171, 189	70025562 .....	335, 337, 377, 379	70026244 .....	293
70022952 .....	167	70023928 .....	801	70025606 .....	759	70026245 .....	293
70022957 .....	166, 171	70023929 .....	801	70025614 .....	769	70026247 .....	293
70022960 .....	166, 171	70023933 .....	201, 203	70025816 .....	653	70026248 .....	293
70022966 .....	170	70024004 .....	335, 361	70025817 .....	653	70026249 .....	765, 773
70022969 .....	166, 171	70024005 .....	353, 361	70025844 .....	671	70026250 .....	773
70022970 .....	166, 171	70024016 .....	201, 203, 205	70025850 .....	225, 1062	70026251 .....	765
70022971 .....	170	70024020 .....	759	70025851 .....	225, 1062	70026252 .....	773
70022972 .....	170	70024059 .....	157, 159	70025852 .....	223, 1062	70026253 .....	765, 773, 1063
70022973 .....	170	70024060 .....	159	70025853 .....	223, 1062	70026257 .....	671
70022974 .....	170	70024062 .....	153	70025855 .....	337, 355, 379, 397	70026258 .....	671
70022975 .....	170	70024123 .....	109	70025856 .....	335, 361	70026261 .....	773
70022976 .....	170	70024146 .....	338, 355, 365, 379, 397, 411	70025859 .....	647	70026262 .....	341
70022977 .....	170	70024147 .....	337, 363, 365, 379, 405, 411	70025860 .....	647	70026263 .....	341
70022978 .....	170	70024186 .....	779	70025884 .....	345, 387	70026264 .....	341
70022979 .....	170	70024188 .....	779	70025887 .....	335, 353, 377, 395	70026266 .....	345, 359, 369, 371, 387, 401, 409
70022980 .....	167, 170	70024189 .....	779	70025897 .....	779	70026292 .....	983
70022982 .....	170	70024202 .....	777	70025959 .....	759	70026293 .....	985
70022984 .....	166, 171	70024210 .....	341, 349, 383, 391	70025970 .....	341, 349	70026294 .....	813
70022985 .....	166, 171	70024213 .....	341, 349	70025972 .....	355, 363, 397, 405	70026295 .....	813
70022987 .....	166, 171	70024215 .....	341, 349	70025980 .....	379, 397	70026296 .....	813
70022988 .....	170	70024216 .....	383, 391			70026297 .....	813
70022990 .....	167, 170	70024262 .....	759				
70022992 .....	166, 171	70024306 .....	137				
70022993 .....	166, 171	70024307 .....	137				
70022994 .....	166, 171						
70022995 .....	166, 171						



## PART NUMBER INDEX

70026302.....	761	70026527 .	431, 433, 435, 437, 439, 441	70027281 .....	203, 205	7024939.....	779
70026303.....	761	70026528 .	431, 433, 435, 437, 439, 441	70027317 .....	341, 383	7024943.....	779
70026309.....	1063	70026529 .	431, 433, 435, 437, 439, 441	70027705 .....	293	7024944.....	779
70026310.....	791	70026530 .....	435	70027706 .....	293	7024953.....	779
70026311.....	791	70026531 .....	437	70027796 .....	341	7024954.....	779
70026312.....	791	70026532 .....	439	70027951 .....	171	7026490....	343, 357, 385, 399
70026313.....	791	70026533 .....	441	70028281 .....	721	7026577.....	471
70026314.....	791	70026534 .....	443, 469, 471	70028387 .....	337, 379	7026578.....	471
70026315.....	791	70026535 .....	447	70028388 .	333, 337, 375, 379	7026731....	337, 363, 367, 379, 405, 407
70026333.....	791	70026536 .....	447	70028389 .	333, 337, 375, 379	7026744.....	421
70026334.....	791	70026537 .....	447	70028390 .....	335	7026745.....	421
70026336.....	761	70026538 .....	449	70028391 .....	335	7026746.....	423
70026353.....	245	70026539 .....	449	70028392 .....	338, 380	7026747.....	425
70026354.....	245	70026540 .....	449	70028398 .....	377	7026748.....	425
70026355.....	245	70026541 .....	449	70028399 .....	377	7026749.....	425
70026356.....	245	70026542 .....	449	70028450 .....	201, 203	7026750.....	427
70026357.....	245	70026543 .....	449	70028451 .....	775	7026751.....	427
70026358.....	245	70026544 .....	449	70028453 .....	721	7026752.....	427
70026359.....	245	70026545 .....	449	70028464 .....	333, 375	7026753.....	429
70026360.....	245	70026546 .....	449	70028465 .....	343, 385	7026754.....	429
70026369.....	777	70026547 .....	449	70028466 .....	343, 385	7026755.....	429
70026370.....	777	70026548 .....	449	70028467 .....	343, 385	7026756.....	429
70026373.....	777	70026549 .....	449	70028468 .....	343, 385	7026757.....	431
70026374.....	777	70026550 .....	761, 1063	70028478 .....	777	7026758....	431, 433, 435, 437, 439, 441
70026375.....	777	70026551 .....	449	70028479 .....	777	7026759....	431, 433, 435, 437, 439, 441
70026376.....	777	70026552 .....	449	70028480 .....	777	7026760....	431, 433, 435, 437, 439, 441
70026377.....	777	70026553 .....	449	70028481 .....	777	7026761....	431, 433, 435, 437, 439, 441
70026378.....	777	70026554 .....	449	70028482 .....	777	7026762.....	433
70026380.....	777	70026555 .....	449	70028483 .....	777	7026765.....	439
70026381.....	777	70026556 .....	449	70028484 .....	777	7026766.....	439
70026383.....	777	70026557 .....	449	70028514 .....	743	7026769....	439, 445, 473, 475
70026387.....	777	70026558 .....	463	70028515 .....	743	7026771.....	445
70026389.....	777	70026559 .....	465	70028516 .....	743	7026772.....	445
70026393.....	223	70026561 .....	449	70028517 .....	743	7026773.....	445
70026394.....	223	70026562 .....	779	70028546 .....	909	7026774.....	445
70026395.....	225	70026563 .....	783	70028547 .....	751	7026775.....	445
70026396.....	225	70026564 .....	779	70028548 .....	751	7026776.....	447
70026401.....	781	70026565 .....	785	70028549 .....	757	7026777.....	447
70026432.....	647	70026566 .....	785	70028550 .....	757	7026778.....	449
70026433.....	647	70026567 .....	157, 159	70028551 .....	757	7026779.....	449
70026435.....	765	70026568 .....	153	70028552 .....	757	7026780.....	453
70026436.....	765	70026569 .....	163	70028553 .....	757	7026781.....	451
70026438.....	353, 395	70026570 .....	163	70028554 .....	757	7026782.....	451
70026439.....	353, 395	70026571 .....	153, 383	70028555 .....	757	7026783.....	451
70026440.....	775	70026572 .....	383	70028556 .....	283	7026784.....	451
70026442.....	775	70026573 .....	335	70028557 .....	283	7026787.....	449
70026443.....	775	70026574 .....	343, 385	70028558 .....	283	7026788.....	449
70026444.....	775	70026575 .....	205	70028559 .....	283	7026789.....	449
70026445.....	775	70026576 .....	205	70028560 .....	283	7026791.....	453
70026446.....	775	70026577 .....	153	70041616 ..	201, 203, 205	7026792.....	429, 453
70026453.201, 203, 1062		70026578 .....	153	70041617 ..	201, 203, 205	7026793.....	453
70026456.....	769	70026579 .....	153	70041619 ..	201, 203, 205	7026794.....	429, 453
70026457.....	769	70026580 .....	157	70041620 ..	201, 203, 205	7026798.....	569
70026458.....	769	70026581 .....	157	70050472 .....	777	7027254.....	459
70026459.....	769	70026582 .....	341, 383	70050481 .....	777	7027255.....	459
70026460.....	769	70026583 .....	569	70050504 .....	777	7027267.....	439
70026461.....	769	70026584 .....	569	70050507 .....	777	7027269.....	473
70026462.....	769, 1063	70026585 .....	569	70050508 .....	777	7027270.....	473
70026515.....	425	70026586 .....	569	7010543 .....	791	7027271.....	475
70026516...425, 427, 429, 461		70026587 .....	569	7012510 .....	775	7027272.....	475
70026517...427, 449, 453		70026588 .....	569	7012941 .....	791	7027273.....	477
70026518.....	427	70026589 .....	569	7012953 .....	791	7028714....	337, 355, 379, 397
70026519.....	429	70026590 .....	569	7017406 .....	791		
70026520.....	429	70026591 .....	569	7017410 .....	791		
70026521.....	429	70026592 .....	569	7021653 .....	791		
		70026593 .....	341	7022390 .....	721		
		70026594 .....	777	7022399 .....	775		
		70026595 .....	335, 377	7024574 .....	795		
		70026596 .....	777	7024808 .....	775		

# PART NUMBER INDEX

7028715 ... 337, 355, 379, 397	80204033 . 335, 353, 377, 395	8220051 .... 921, 961, 969, 970	8430033 ..... 739
7028716 ... 337, 355, 379, 397	80204035 . 335, 353, 377, 395	8220097 ..... 931, 937	8430034 ..... 211
7028733 ... 338, 355, 379, 397	80204043 . 335, 353, 377, 395	8220098 ..... 931, 937	8466306 ..... 567
7029127 ... 343, 357, 385, 399	80204048 . 335, 353, 377, 395	8220108 . 932, 1009, 1019	8530030 ..... 684
7029267 ..... 447, 449	80204060 ..... 341, 349	8220116 ..... 922	8546407 ..... 684
7029288 ... 333, 351, 375, 393	80204065 . 337, 355, 379, 397	8220124 .... 930, 936, 945, 950	8580315 ..... 107
7029290 ... 345, 369, 371, 387, 409	80204071 . 337, 355, 379, 397	8220525 ..... 925	8584001 ..... 107
7029298 ..... 349	80204076 . 337, 355, 379, 397	8229234 ..... 1012	8584003 ..... 889
7029300 ..... 355, 397	80204108 ..... 341, 349	8229235 ..... 1011	8630003 ..... 111
7029307 ..... 351, 393	80204117 . 341, 345, 349, 369, 371, 383, 387, 391, 409	8229242 .... 931, 937, 983, 985, 991, 999	8630005 ..... 687
7029309 ..... 337, 355	80204143 . 343, 357, 385, 399	8229244 .... 813, 931, 937, 977	8642207 ..... 107
7029486 ..... 605, 1023	80204144 . 343, 357, 385, 399	8229245 ..... 813, 983	86683122 ..... 295, 297
7029520 ..... 161	80204281 . 341, 349, 383, 391	8229247 ..... 813, 985	86683211 ..... 263, 265
7029521 ..... 161	80233218 ..... 689, 691	8229261 ..... 1011	86883127 ..... 263
7029692 ..... 147, 159	80304227 ..... 439	8275212 ..... 263, 267	8750016 ..... 715
7029714 ..... 147	80304394 .. 429, 445, 453	8278020 ..... 241, 243	8750029 ..... 684
7029733 ... 337, 355, 367, 379, 397, 407	80304405 ..... 425	8303634 ..... 107, 111	8750030 ..... 684
7029734 ... 341, 349, 383, 391	80334277 ..... 779	8303658 ..... 111	8769132 ..... 107
7029735 ... 341, 349, 383, 391	8033786 ..... 795	8303715 ..... 107	8769146 ..... 684
7029785 ..... 383	8034697 ..... 777	8305624 ..... 111	8769153 ..... 684
7029787 ..... 341	8035382 ..... 777	8305643 ..... 107, 111	8770016 ..... 107
7029789 ..... 349	8035536 ..... 795	8305919 .... 227, 561, 608, 612, 615, 865, 867	8770120 ..... 689, 691
7029849 ... 431, 433, 435, 437, 439, 441	8035862 ..... 795	8307904 ..... 107	8770215 ..... 749
7029850 ... 431, 433, 435, 437, 439, 441	8035863 ..... 795	8307918 ..... 107	8786514 ... 481, 485, 493, 495
7029852 ... 431, 433, 435, 437, 439, 441	8035863 ..... 795	8310160 ..... 107	8841322 ..... 461
7029852 ... 431, 433, 435, 437, 439, 441	8036190 ..... 435, 437	8310302 ..... 111	88671001 .. 101, 103, 105
7029972 ..... 429	80363179 926, 941, 1015, 1017	8310435 ..... 111	8880218-OM .... 327, 329
7029973 ..... 427	80363195 ..... 559	8310559 ..... 555	8881802 ..... 287
7062922 ..... 107	8036528 ..... 447, 449	8310620 ..... 31	8887145 ..... 755, 757
7110702 ..... 107	8036529 ..... 447	8310686 ..... 684, 885	90200003 95, 97, 99, 101, 103, 105, 107, 111
7110712 ..... 107	8036847 ..... 427, 429	8380008 ..... 157	90206195 ..... 263
7110722 ..... 107	8037140 ..... 793	8405006 .... 684, 689, 691	90206198 ..... 21
7138978 ..... 59	80484081 ..... 945	8405007 .... 249, 413, 415, 684	90451058 ..... 111
7138979 ..... 59	80604016 .. 925, 962, 969	8405009 .... 249, 251, 279, 645	90554016 . 147, 153, 157, 159, 163
7138986 ..... 49, 59	80604017 ..... 962, 979	8405101 ..... 249, 251	90554017 ..... 147
7139918 ..... 111	80604018 . 917, 925, 926, 941, 959	8405201 ..... 249, 251, 612	90554018 ..... 147
7150580 ..... 327	80604020 ..... 961, 965	8405202 ..... 249, 251	90554020 ..... 157, 159
7300435 ..... 199	80604021 . 925, 941, 961, 970, 973, 981	8405209 ..... 684	90554033 ..... 153
7301295 ..... 111	80604023 ..... 961	8405212 .... 229, 253, 255	90554034 ..... 153
7301408 ..... 119	80604025 .. 941, 962, 975	8405305 .... 229, 253, 255	90554042 ..... 157, 159
77133137 ..... 715, 723	806253 ..... 503	8405402 ..... 221	90554045 ..... 797
77133139 ..... 723	806264 ..... 503	8406102 ..... 291	90554054 ..... 157, 159
77133140 ..... 723	80634004 ..... 779	8406105 ..... 815	90554062 ..... 147, 159
77133168 ..... 687	8065062 ..... 107	8406112 ..... 234, 238	90554065 ..... 147
77363244 .. 941, 963, 975	80933113 ..... 681	8406201 .... 271, 821, 823, 825, 833, 835, 839	90554076 ..... 147, 159
8000759 ..... 541	80933367 ..... 215, 217	8410007 ..... 215	90554080 ..... 161
8000803 ..... 543	80963067 ..... 931, 937	8410009 .... 231, 271, 575, 584, 684	91013191 ..... 926
8004398 ..... 541	80983191 . 931, 937, 977, 983, 985	8410011 ..... 215, 217	91013192 ..... 921, 922
8005870 ..... 521	82033995 ..... 231, 271	8410013 .... 231, 249, 251	91043125 .. 167, 725, 727
8008175 ..... 351, 393	8205655 ..... 795	8410019 ..... 249	91043126 .. 167, 725, 727
80204002 . 333, 351, 375, 393	8220035 ..... 1009	8420053 .... 101, 103, 105, 107, 109, 111, 157, 170	91053419 ..... 229
80204005 . 333, 337, 351, 355, 375, 379, 393, 397		8420055 .... 101, 103, 105, 107, 109, 111, 157, 170	91083106 ..... 684
80204012 .. 338, 355, 379		8424217 ..... 703	91355037 ..... 497
		8424233 ..... 684	91355038 ..... 497
		8430032 ..... 715, 739	91403193 ..... 301, 303
			91403413 . 101, 103, 105, 107, 109, 111, 157, 167, 170, 725, 727
			91403414 . 101, 103, 105, 107, 109, 111, 157, 167, 170, 725, 727
			91403448 ..... 155
			91413025 ..... 215, 217
			91473206 ..... 493, 495

## PART NUMBER INDEX

91474512.....351, 393	91514111 .. 337, 379, 397	91514149 . 337, 355, 379, 397	91514179.. 337, 355, 379, 397
91474524.....355, 397	91514112 . 337, 355, 379, 397	91514151 ..... 341, 349	91514180.. 337, 355, 379, 397
91504107.....941, 1017	91514117 . 337, 355, 379, 397	91514152 ..... 349	91514181.. 337, 355, 379, 397
91513266.....501, 517	91514118 ..... 501, 517	91514153 ..... 349	91514183.. 337, 355, 379, 397
91514081.. 337, 355, 379, 397	91514123 . 353, 355, 395, 397	91514154 . 341, 349, 383, 391	91514184.. 337, 363, 367, 379, 405, 407
91514082.. 337, 355, 379, 397	91514130 . 335, 353, 377, 395	91514156 ..... 349	91514185.. 337, 363, 367, 379, 405, 407
91514083.....337, 355	91514131 . 335, 353, 377, 395	91514157 ..... 349	91514186.. 337, 363, 367, 379, 405, 407
91514084.....337, 355	91514133 . 335, 353, 377, 395	91514158 ..... 349	91514188..... 355, 397
91514087.. 351, 355, 393, 397	91514134 . 335, 353, 377, 395	91514159 . 341, 349, 383, 391	91514189.. 337, 355, 379, 397
91514089.. 333, 337, 341, 349, 351, 355, 375, 393	91514143 ..... 335, 361	91514161 ..... 349, 391	91554014.....961
91514090.. 345, 369, 371, 387, 409	91514146 . 337, 355, 379, 397	91514165 ..... 349, 391	91554019.. 926, 941, 963, 975
91514095.. 337, 355, 379, 397	91514147 . 337, 355, 379, 397	91514167 ..... 349	91561240.....731
91514098.. 333, 351, 375, 393	91514148 . 337, 355, 379, 397	91514174 . 337, 355, 379, 397	H000071 .....791
91514099.. 355, 369, 371, 397, 409		91514175 . 337, 363, 365, 379, 405, 411	N.S.S. 337, 345, 379, 387
91514101.. 333, 351, 375, 393		91514177 . 337, 363, 365, 379, 405, 411	
		91514178 . 337, 355, 379, 405	

# PARTS FINDER

**Search Website  
by Part Number**

**Discount  
Equipment**



**Search Manual  
Library For Parts  
Manual & Lookup Part  
Numbers – Purchase  
or Request Quote**

**Search Manuals**

Please select the correct type of manual you are looking for:

\* Find:

\* Model:

\* Serial:

Serial:

Part Number:

Part Description:

Part Category:

Part Manufacturer:

Part Year:

Part Location:

Part Status:

Part Price:

Part Quantity:

Part Notes:

**Can't Find Part or  
Manual? Request Help  
by Manufacturer,  
Model & Description**

**Parts Order Form**

Please fill out this form and email it to: [parts@discount-equipment.com](mailto:parts@discount-equipment.com)

Manufacturer:

Model:

Serial:

Part Number:

Part Description:

Part Category:

Part Manufacturer:

Part Year:

Part Location:

Part Status:

Part Price:

Part Quantity:

Part Notes:

Discount-Equipment.com is your online resource for quality parts & equipment.

Florida: **561-964-4949** Outside Florida TOLL FREE: **877-690-3101**

**Need parts?**

Click on this link: <http://www.discount-equipment.com/category/5443-parts/> and choose one of the options to help get the right parts and equipment you are looking for. Please have the machine model and serial number available in order to help us get you the correct parts. If you don't find the part on the website or on one of the online manuals, please fill out the request form and one of our experienced staff members will get back to you with a quote for the right part that your machine needs.

We sell worldwide for the brands: Genie, Terex, JLG, MultiQuip, Mikasa, Essick, Whiteman, Mayco, Toro Stone, Diamond Products, Generac Magnum, Airman, Haulotte, Barreto, Power Blanket, Nifty Lift, Atlas Copco, Chicago Pneumatic, Allmand, Miller Curber, Skyjack, Lull, Skytrak, Tsurumi, Husquvarna Target, Stow, Wacker, Sakai, Mi-T-M, Sullair, Basic, Dynapac, MBW, Weber, Bartell, Bennar Newman, Haulotte, Ditch Runner, Menegotti, Morrison, Contec, Buddy, Crown, Edco, Wyco, Bomag, Laymor, EZ Trench, Bil-Jax, F.S. Curtis, Gehl Pavers, Heli, Honda, ICS/PowerGrit, IHI, Partner, Imer, Clipper, MMD, Koshin, Rice, CH&E, General Equipment, Amida, Coleman, NAC, Gradall, Square Shooter, Kent, Stanley, Tamco, Toku, Hatz, Kohler, Robin, Wisconsin, Northrock, Oztec, Toker TK, Rol-Air, APT, Wylie, Ingersoll Rand / Doosan, Innovatech, Con X, Ammann, Mecalac, Makinex, Smith Surface Prep, Small Line, Wanco, Yanmar