

**Discount
Equipment**

www.discount-equipment.com



BARRETO

STRENGTH. DURABILITY. INNOVATION.

TO PURCHASE THIS PRODUCT PLEASE CONTACT US



**Equipment Financing and
Extended Warranties Available**



**Discount-Equipment.com is your online resource for
commercial and industrial quality parts and equipment sales.**

561-964-4949

visit us on line @ www.discount-equipment.com

Select an option below to find your Equipment

Search by Manufacturer

Search by Product Type

Request a Quote


We sell worldwide for the brands: Genie, Terex, JLG, MultiQuip, Mikasa, Essick, Whiteman, Mayco, Toro Stone, Diamond Products, Generac Magnum, Airman, Haulotte, Barreto, Power Blanket, Nifty Lift, Atlas Copco, Chicago Pneumatic, Allmand, Miller Curber, Skyjack, Lull, Skytrak, Tsurumi, Husquvarna Target, Stow, Wacker, Sakai, Mi-T-M, Sullair, Basic, Dynapac, MBW, Weber, Bartell, Bennar Newman, Haulotte, Ditch Runner, Menegotti, Morrison, Contec, Buddy, Crown, Edco, Wyco, Bomag, Laymor, EZ Trench, Bil-Jax, F.S. Curtis, Gehl Pavers, Heli, Honda, ICS/PowerGrit, IHI, Partner, Imer, Clipper, MMD, Koshin, Rice, CH&E, General Equipment, Amida, Coleman, NAC, Gradall, Square Shooter, Kent, Stanley, Tamco, Toku, Hatz, Kohler, Robin, Wisconsin, Northrock, Oztec, Toker TK, Rol-Air, APT, Wylie, Ingersoll Rand / Doosan, Innovatech, Con X, Ammann, Mecalac, Makinex, Smith Surface Prep, Small Line, Wanco, Yanmar

A REVOLUTIONARY IDEA:

As a college student working part-time at a tool rental company, Greg Barreto was frustrated by the amount of time he spent fixing the tillers that were constantly breaking down. He knew there had to be a way to make a better tiller. One that could withstand the abuse of the industry.

Greg knew the tiller parts most often needing repair were the belts, chains, and gears. If he could eliminate these high maintenance mechanical components, the tiller would be more reliable by design and more efficient for the owner and operator. He experimented with hydraulic power and found he could make a rental duty tiller - without belts, chains, or gears.

In 1982, Greg designed and built the industry's first all-hydraulic tiller. He sold that first tiller to his employer at the rental yard, who rented it for over 20 years. Greg and his wife, Chris, founded Barreto Manufacturing, Inc. in January of 1984. Customers, eager to save the cost and hassle of frequent repairs, gave the new tiller a try and came back with glowing reviews. Word of the revolutionary new all-hydraulic tiller spread and Barreto Manufacturing grew. In 1986, Greg and Chris moved their family to La Grande, Oregon, and set up manufacturing operations for all-hydraulic tillers.



Greg Barreto, 1985

LEADING THE INDUSTRY:

Customers were so impressed with the performance and reliability of the Barreto tiller, Greg began looking for innovative ways to grow the product line and meet customer needs. This desire for innovation paved the way for Barreto Manufacturing to be an industry leader with a long line of firsts in the hydraulic equipment available on the market today:

- The first all-hydraulic walk behind tiller in 1982
- The first all-hydraulic walk behind trencher in 1995
- The first all-hydraulic self-propelled mini walk behind trencher in 2005
- The first all-hydraulic steerable walk behind trencher in 2007
- The first all-hydraulic automatic-drive micro trencher in 2010


Providing a solution for every market, Barreto equipment is truly an industry exception. In addition to tillers and trenchers, Barreto Manufacturing also offers log splitters, stump grinders, wood chippers, and a range of trailers and accessories. Barreto manufactures over 80% of their components in-house to ensure quality and keep parts in stock for customers. No hassling with lead times or backorders. All equipment offered by Barreto Manufacturing is powdercoated in-house in their state of the art facility.



CNC Operations - Barreto manufactures over 80% of their parts in-house to ensure quality and keep parts in stock for customers

YOUR ROI:

Now a multi-million dollar company, Barreto Manufacturing's operations are still headed by Greg Barreto. Greg believes innovation in design and quality in manufacturing are key to helping his customers enjoy the greatest return on investment. Each piece of Barreto equipment is designed to excel in the most difficult conditions, without the downtime often experienced in harsh rental and industrial environments. Backed by the philosophy that in order for a company to be successful, its customers must be successful, Barreto strives to provide the best quality and service possible.



Laser Cutting Accuracy



Powdercoat Finish



Ready to Ship

“At Barreto Manufacturing, honesty and integrity are qualities we strive for. Our goal is to build loyalty and confidence by building the highest quality product, backing it with exceptional service, selling it at a fair price, and being above reproach in how we deal with our customers, our vendors, and our employees. We believe whole heartedly in Proverbs 22:1: ‘A good name is to be desired more than great riches.’



Greg Barreto, President

We know that a good name doesn't just happen. It is earned. It starts with treating others as we would like to be treated and continues with going the extra mile. But, because we are human, we humbly admit that we are less than perfect. We do purpose, however, to correct our mistakes. We desire to bring honor not to ourselves, but to our Lord and Savior, Jesus Christ, who freely gives eternal life in heaven to those who put their faith and trust in Him.”



**INNOVATIVE EQUIPMENT
ENGINEERED TO LAST**

SPECIFICATIONS: 712MTH

Dimensions:	U.S.	Metric:
Weight	400 lbs	181.44 kg
Height	43"	1.09 m
Length	71.25"	1.81 m
Width	30.5"	774.7 mm
Wheel Base	25.25"	641.25 mm

Engine Options*:

Honda (HP: 5.5)	GX200	GX200
Fuel	Gasoline	Gasoline

Additional Specs:

Hydraulic Reservoir	1.5 gallons	5.68 liters
Ground Drive Forward	148 ft/min	45.11 m/min
Ground Drive Reverse	23 ft/min	7.01 m/min
Digging Chain Speed	200 ft/min	60.96 m/min

* GX200 specs per <http://engines.honda.com/models/model-detail/gx200>



712MTH MICRO TRENCHER

DESIGN

The 712MT micro trencher features a unique automatic wheel drive propulsion system. This trencher utilizes a load-sensing hydraulic valve to adjust the trenching wheel speed to the load on the digging chain. When the load on the digging chain increases, the sensing valve sends less oil to the wheel drive motor and the wheel speed will automatically slow down. When the load on the digging chain decreases, the sensing valve sends more oil to the wheel drive motor and the wheel drive speed will automatically increase. This keeps a constant load on the engine, regardless of the depth of cut or differing soil conditions. Not only does this help the trencher run at optimal efficiency, it reduces stress on the components, increasing their longevity.

CONTROLS

The automatic adjustment to the wheel speed eliminates the responsibility on the operator to constantly adjust their wheel speed. Nothing could be easier for the novice user. One control lever operates the wheel drive and one lever operates the chain drive. After engaging the chain drive lever, the operator just engages the wheel drive lever and lets the trencher do the work. When the wheel drive is in forward, the chain drive will not activate, eliminating costly repairs sometimes caused by inexperienced operators.

ROI

Small trenchers can become one of your leading revenue sources. With a unique design that provides limited need for maintenance and repair, the 712 will keep going out into the field time and again without sitting in the shop waiting for repair.

FEATURES



Simple controls are easy for even the most novice operator



Hydraulic drive motor provides self-propelled trenching



Free wheeling hubs allow the operator to transport without the engine running



Manual lever lowers the boom and locks in one of three positions for trench depth



Load sensing valve automatically adjusts wheel speed to digging conditions

CHAIN OPTIONS



Cup Chain



Double Cup Chain



ComboShark Chain



Welded Shark Chain



Bolted Shark Chain

BOOM OPTIONS

12 or 18" depth
3.5 or 4.5" width

BARRETO

SPECIFICATIONS: 912HM

Dimensions:	U.S.	Metric:
Weight	620 lbs	281.23 kg
Height	43"	1.09 m
Length	81"	2.06 m
Width	28"	711.2 mm
Wheel Base	30"	762 mm

Engine Options*:

Honda (HP: 8.5)	GX270	GX270
Fuel	Gasoline	Gasoline

Additional Specs:

Hydraulic Reservoir	9.5 gallons	35.96 liters
Ground Drive Forward	132 ft/min	40.23 m/min
Ground Drive Reverse	58 ft/min	17.68 m/min
Digging Chain Speed	227 ft/min	69.19 m/min

* GX270 specs per <http://engines.honda.com/models/model-detail/gx270>



912HM MINI TRENCHER

DESIGN

Sometimes the job demands a more compact approach without sacrificing production speed. To meet the needs of the residential contractor who may be working in tight spaces, this self-propelled trencher can easily handle sprinkler systems, electrical lines, and other shallow trench applications. The 912 saves on space while still providing the horsepower necessary to trench up to 24" deep. The boom pivot design keeps high wear components out of the dirt and is easily maintained. The front end pivots on a pin instead of a boom pivot bushing. This reduces maintenance issues often caused by dirt and debris.

CONTROLS

The control panel is simple and understandable for even the novice operator. The safety clutch engages and disengages the wheel and chain drives. When the clutch is released, the engine continues to run and the controls remain in place, ready to resume trenching at any time. Variable speed drive allows the operator to adjust their wheel speed to the soil conditions. The reversible chain drive can be operated manually to dislodge obstructions or debris.

ROI

Trenchers can become one of your leading revenue sources. With a unique design that provides limited need for maintenance and repair, the 912 won't be tying up your revenue or your mechanic. It will stay in the field and get the job done. Because Barreto trenchers are reliable in the most difficult conditions, customer satisfaction is high. When the customer is provided with a piece of equipment that makes their job this easy, they keep coming back.

FEATURES



Reliable hydraulic design keeps efficiency high and maintenance low



Simple controls are easy to operate with no color codes to remember



Free wheeling hubs allow the operator to transport without the engine running



The innovative boom pivot design keeps the bushing out of the dirt



Reversible chain can be manually operated to dislodge debris

CHAIN OPTIONS



Cup Chain



Double Cup Chain



ComboShark Chain



Welded Shark Chain



Bolted Shark Chain

BOOM OPTIONS

12, 18 or 24" depth
4 or 6" width

BARRETO

SPECIFICATIONS: 1324D/1624D

Dimensions:	U.S.	Metric:
Weight	900 lbs	408.23 kg
Height	45.25"	1.15 m
Length	83"	2.11 m
Width	35"	889 mm
Wheel Base	35"	889 mm

Engine Options*:

Honda (HP: 11.7)	GX390	GX390
Briggs Vanguard	16hp V-Twin	16hp V-Twin
Fuel	Gasoline	Gasoline

Additional Specs:

Hydraulic Reservoir	14 gallons	52.99 liters
Ground Drive Forward	180 ft/min	54.86 m/min
Ground Drive Reverse	90 ft/min	27.43 m/min
Digging Chain Speed	260 ft/min	79.25 m/min

*GX390 specs per <http://engines.honda.com/models/model-detail/gx390>



1324D/1624D STANDARD TRENCHER

DESIGN

All hydraulic means no belts, gears, or chains. The hydraulic chain drive motor is attached directly to the head shaft. Maintenance is easy and repairs are minimized. A lower center of gravity provides stability. The outboard bearing is designed to protect the auger shaft from the bending that is sometimes caused by the impact of rocks or other debris when trenching.

CONTROLS

The control panel is simple and understandable. The safety clutch engages and disengages the wheel and chain drives. When the clutch is released, the engine continues to run and the controls remain in place, ready for you to resume trenching at any time. Variable speed drive allows the operator to adjust their wheel speed to the soil conditions. The reversible chain drive can be operated manually to dislodge obstructions or debris. The operator can manually unlock the axle with a lever on the control panel for easier turning when transporting.

ROI

Trenchers can become one of your leading revenue sources. With a unique design that provides limited need for maintenance and repair, these trenchers will keep going out into the field time and again without sitting in the shop waiting for repair. Because Barreto trenchers are reliable in the most difficult of trenching conditions, customer satisfaction is high. Your return on investment is increased when you reduce your overhead by limiting maintenance time and repair parts and by providing a piece of equipment that works hard for your customers.

FEATURES



Boom tension can be easily adjusted when needed



Simple controls are easy to operate with no color codes to remember



Quick access to all of the hydraulics for easy maintenance and repair



Multiple grease points are clearly marked and easily maintained



Hydraulic pumps are protected yet accessible

CHAIN OPTIONS



Cup Chain



Double Cup Chain



ComboShark Chain



Welded Shark Chain



Bolted Shark Chain

BOOM OPTIONS

24, 30 or 36" depth
4 or 6" width

BARRETO

SPECIFICATIONS: 13STK/16STK

Dimensions:

	U.S.	Metric:
Weight	1,085 lbs	493 kg
Height	52.5"	1.33 m
Length	84"	2.13 m
Width	33.25"	84.5 cm
Track Width	7.12	180 mm
Total Ground Contact	262 sq in	.17 sq m

Engine Options:

Honda (HP: 13)	GX390	GX390
Briggs Vanguard (HP: 16)	16HP V Twin	16HP V Twin
Fuel	Gasoline	Gasoline

Additional Specs:

Hydraulic Reservoir	7.3 gallons	27.5 liters
Ground Drive Forward	210 ft/min	64.0 m/min
Ground Drive Reverse	100 ft/min	30.48 m/min



1324STK/1624STK TRACK TRENCHER

DESIGN

With its compact size and weight of 1,085 pounds, the *STK* track trencher has the same key features as our larger track trencher. The innovative new track system and compact frame design provide both stability and maneuverability. A hydraulic cooler with incorporated fan keeps the oil temperatures regulated. Electric start is standard on all models. Efficient and functional, the *STK* is the perfect addition to any trencher fleet.

CONTROLS

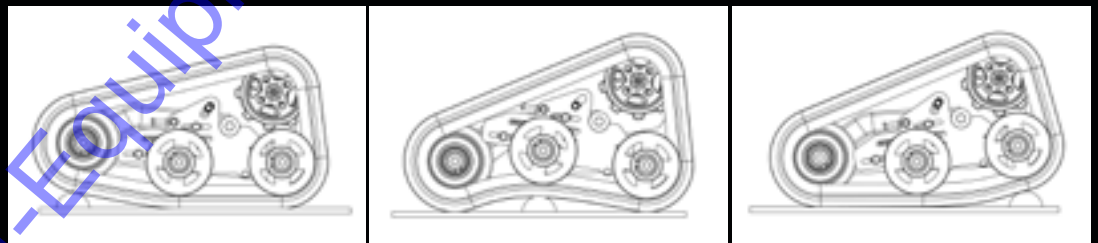
The *STK* features our Adjustable Trenching Controls (ATC) that use rod linkage instead of cables. The ATC can be positioned to modify the trenching speed of the tracks individually while on the go. By utilizing the individual track controls, the operator has the ability to keep their trench straight when working on uneven terrain.

ROI

In keeping with the Barreto standard, the *STK* trencher is low maintenance and reliable in the most difficult conditions. The effortless steering, tracks, and size of this trencher make the operator's job simple and keeps customer satisfaction high. Components are protected yet easily accessed and maintenance costs are minimal.

INDEPENDENT FLOATING TRACK SYSTEM

The floating track system utilizes independent undercarriage idlers that move in response to the terrain. This design keeps a significant portion of the track in contact with the terrain at all times, reducing ground pressure and increasing traction. The movement of the middle and rear idlers act as suspension and smooth the overall movement of the trencher. This provides for a more fluid operation than traditional track trenchers when working in rough and uneven conditions.



CHAIN OPTIONS



Cup Chain



Double Cup Chain



ComboShark Chain



Welded Shark Chain



Bolted Shark Chain

BOOM OPTIONS

24 or 30" depth
4 or 6" width

BARRETO

SPECIFICATIONS: 20RTK/23RTK

Dimensions:	U.S.	Metric:
Weight	1,690 lbs	766.6 kg
Height	56.2"	1.44 m
Length	108"	2.77 m
Width	35.5"	901.7 mm
Track Width	7.1"	180 mm
Total Ground Contact	470 sq in	.303 sq m

Engine Options*:

Honda (HP: 20.8)	GX630	GX630
Honda (HP: 22.1)	GX690	GX690
Briggs Vanguard (HP: 23)	23HP V Twin	23HP V Twin
Fuel	Gasoline	Gasoline

Additional Specs:

Hydraulic Reservoir	14 gallons	52.99 liters
Ground Drive Forward	210 ft/min	64.8 m/min
Ground Drive Reverse	90 ft/min	27.4 m/min

*GX630 specs per <http://engines.honda.com/models/model-detail/gx630>
GX690 specs per <http://engines.honda.com/models/model-detail/gx690>



2024RTK/2324RTK TRACK TRENCHER

DESIGN

The *RTK* Stand-on Track Trencher features a fixed platform, and with engine options of 20 or 23hp, it attacks the ground and the job with the power to meet the challenge. Trenching up to 48" deep and 6" wide, this trencher will take on anything that is thrown at it. The *RTK* trencher features a 7.1" wide track that creates 235 square inches of footprint on each side of the machine. This gives the outstanding traction on wet soil, clay, sand, or steep terrain while softening the impact on any existing landscaping. The track absorbs most of the impact caused by rocks, roots, or other obstructions in the soil. The *RTK* features a weight advantage that improves traction, reduces impact on the operator, and provides stability. All models feature electric start.

CONTROLS

The *RTK* features unique fine-tuning control adjustment that uses rod linkage instead of cables. The new Adjustable Trenching Control (ATC) can be positioned to modify the trenching speed of the tracks individually while on the go. By utilizing the individual track controls, the operator has the ability to keep their trench straight when working on uneven terrain.

ROI

Low maintenance and hardworking, the *RTK* trencher is reliable in the most difficult conditions. The simple steering, large tracks, and size of this trencher make the operator's job simple and keeps customer satisfaction high. With accessible yet protected components, maintenance costs are minimal.

FEATURES



Simple one-handed controls are easy for any operator



Quick access to all of the hydraulics for easy maintenance and repair



Large track footprint absorbs impact and bucking when trenching



Boom pivot design keeps high maintenance components out of the dirt reducing wear



Greaseable nose roller reduces maintenance issues often associated with trenchers

CHAIN OPTIONS



Cup Chain



Double Cup Chain



ComboShark Chain



Welded Shark Chain



Bolted Shark Chain

BOOM OPTIONS

24, 30, 36, 42 or 48" depth
4 or 6" width

BARRETO

SPECIFICATIONS: 13SGH/16SGB

Dimensions:

	U.S.	Metric:
Weight	406 lbs	184.16 kg
Height	54.5"	1.38 m
Length	74"	1.88 m
Width	29"	.74 m

Engine Options*:

Honda (HP: 11.7)	GX390	GX390
Briggs Vanguard	16hp V-Twin	16hp V-Twin
Fuel	Gasoline	Gasoline

Additional Specs:

Head Swing	35°, 20" arc	35°, .51m arc
Heavy Duty Centrifugal Clutch Drive	Double 5/8" belt	Double 5/8" belt



13SGH/16SGB MINI STUMP GRINDER

DESIGN

The latest addition to the Barreto Tree Care Family is the new 13SGH/16SGB stump grinder. This stump grinder's unique design pivots over the center line of the wheels, allowing the grinding head to sweep easily across the stump, while the wheel base remains stationary. Engine options include the Honda GX390 or the 16hp Briggs & Stratton Vanguard V-Twin. The innovative design and compact stature of this stump grinder makes it ideal for tight access areas. The swivel head has a swing arc of 35° and the cutting wheel has eight carbide green teeth with three cutting surfaces. Free-wheeling hubs facilitate easy travel to the jobsite, while the independent wheel locks allow for easy locking while grinding.

CONTROLS

The height of the 13SGH/16SGB operator control handlebar can be easily adjusted to suit both the operator and the grinding situation. The cutter wheel is operated by the handlebar-mounted safety bale and a fully throttled engine. The handle bale acts as a secondary safety switch to prevent accidents. The operator uses the handlebars to manually control the head swing and depth of cut.

ROI

With a unique design that provides limited need for maintenance and repair, these stump grinders will remain in the field getting the job done instead of tying up your revenue and mechanic. Because Barreto stump grinders are reliable in difficult conditions, customer satisfaction is high.

FEATURES



To save time, money, and maintenance, the eight carbide green teeth each have three cutting surfaces.



The innovative pivot over center swivel head design allows the grinding wheel to sweep easily across the stump.



Easy to operate controls are located on the adjustable-height handle bar, and the safety lever requires operator presence.

BARRETO

SPECIFICATIONS: 30SGB

Dimensions:	U.S.	Metric:
Weight	1,700 lbs	757.50 kg
Height	49.5"	1.25.7 m
Length (head to side)	79"	2.007 m
Length (head straight)	98"	2.489 m
Width	35.5"	901.7 mm
Track Width	7.1"	180 mm
Total Ground Contact	470 sq in	.303 sq m

Engine Options*:		
Briggs Vanguard	31hp V-Twin	31hp V-Twin
Fuel	Gasoline	Gasoline

Additional Specs:		
Hydraulic Reservoir	14 gallons	52.99 liters
Hydraulic Flow to Head	13.3 gpm	50.35 lpm
Head Swing	134°, 99.7" arc	134°, 2.5m arc
Ground Drive Forward	290 ft/min	88.4 m/min
Ground Drive Reverse	180 ft/min	55 m/min

*Briggs specs per <http://www.vanguardengines.com/engines/Air%20Cooled%20V-Twin%20Big%20Block%20Horizontal%20Shaft/31-gross-hp-hs/>



30SGB STUMP GRINDER

DESIGN

An offshoot of the dependable *TK* track trencher, the 30SG stump grinder features a variant of the same time-tested track drive platform used by the *TK* series. The 30SG has a hydraulically-driven cutter wheel that is raised and lowered into the stump and then moved from side to side to cut down. The 30SG is powered by a 31hp Briggs & Stratton Vanguard V-Twin engine. The engine is coupled to two gear pumps: the larger gear pump drives the cutter wheel and the smaller pump works the tilt and swing cylinders. The tracks are driven by independent hydrostatic pumps mounted on the rear of the engine for easy access and simple linkage control. Counterbalance valves on each track drive prevent the track motors from slipping while the cutter wheel is engaged in the cutting process, even while operating on a slope.

CONTROLS

The cutter wheel operation and articulating arm are operated by controls mounted on the console. The cutter wheel is activated by a switch on the control stick and has a secondary safety switch to prevent accidental engagement. Back and forth movement across the stump, as well as depth of cut, are easily controlled by handles on the console, allowing for carefully controlled movement of the cutter wheel as it reduces the stump to chips.

ROI

All hydraulic drive to the cutter wheel eliminates costly belts. It also increases customer satisfaction by ensuring there is no loss of power because of a damaged belt or mechanical component. The track drive increases maneuverability around the jobsite, creating customer satisfaction by allowing them to get the job done with increased efficiency.

FEATURES



Easy controls operate the track drive and cutter wheel



Time-tested track design absorbs impact and provides stability



Hydraulically driven, center-mounted cutter wheel provides 134° head swing.



The engine is coupled to two gear pumps: a larger pump drives the cutter wheel and a smaller pump works the tilt and swing



Counterbalance valves on each track drive prevent the track motors from slipping

BARRETO

SPECIFICATIONS: 920LS/922LS

Dimensions:	U.S.	Metric:
Weight	790 lbs	358.34 kg
Height	48"	1.22 m
Length	102"	2.59 m
Width	53"	1.35 mm
Engine Options*:		
Honda (HP: 8.5)	GX270	GX270
Fuel	Gasoline	Gasoline
Additional Specs:		
Hydraulic Reservoir	7 gallons	26.5 liters
Cycle Time: 20 ton	14 seconds	14 seconds
Cycle Time: 22 ton	20 seconds	20 seconds

* GX270 specs per <http://engines.honda.com/models/model-detail/gx270>



920LS/922LS LOG SPLITTER

DESIGN

Built specifically for the demands of the rental market, the Barreto log splitter is the industrial standard. With a 790 lb. frame, a high carbon wear-alloy wedge, and a 6" x 25 lb. wide flange beam, this splitter is built to endure. The knife plate features high wear nylon pads. Torsion axle suspension reduces bounce and improves tracking and towability when transporting. The cushion mounted log cradle is designed to snap out of the way when using the splitter in the vertical position. A rubber bump stop protects the splitter when transitioning from vertical to horizontal and spring loaded lock bars secure the splitter in place. The engine is mounted on rubber isolators to protect from vibration when towing or operating.

CONTROLS

Safety is standard with a mandatory two-handed control system, cushion mounted log cradle, and spring loaded cleaning wedge. An innovative, adjustable torsion axle can be moved to one of three positions to reduce or increase tongue weight to the owner's preference. Fenders and tail lights are available to meet individual state trailer towing requirements.

ROI

To decrease maintenance, this splitter features a powdercoated finish, hydraulic intake screen, and protected oil filter. The industrial grade frame, reinforced foot, and rubber mounted components reduce many of the maintenance issues log splitters often present. The large hydraulic oil reservoir ensures the machine runs efficiently and keeps the cylinder and other hydraulic components from overheating. This splitter was designed for longevity and built to endure the abuse of the seasons.

FEATURES



The rugged, heavy duty design will hold up to the challenges of the job



Two handed control provides operational safety



Cushion mounted log cradle is designed to snap out of the way when using the splitter in the vertical position



Spring loaded wedge cleaner



Torsion axle suspension

CYLINDER OPTIONS

20 ton (4") or 22 ton (4 1/2")

BARRETO

SPECIFICATIONS: 3104CMS

Dimensions:

	U.S.	Metric:
Weight	1,425 lbs	646.4 kg
Height	66"	1.68 m
Length	90"	2.29 m
Width	55"	1.40 m

Engine Options*:

Briggs Vanguard (HP: 31)	31HP V-Twin	31HP V-Twin
Fuel	Gasoline	Gasoline



3104CMS CHIPPER MULCHER SHREDDER

DESIGN

The Chipper Mulcher Shredder transforms yard debris into valuable mulch. The CMS is powered by a 31hp V-Twin Briggs Vanguard engine with electric start. The CMS is designed to chip logs and branches up to 4", while the mulching hopper accommodates smaller leaves and branches. The CMS comes ready to tow with a standard torsion axle and quick release coupling.

ROI

Landscapers, gardeners, and weekend warriors alike will be looking for a CMS for every tree trimming job, as they will significantly reduce or eliminate the number of haul away loads required, saving them time and money. Gardeners will be excited to turn their yard trimmings into valuable gardening mulch. As a bonus, shredding their compost can give their composting efforts an extra boost. To reduce the cost of maintenance, the chipping blades are double sided and the mulching/shredding hammers have four hammering surfaces. Both have quick access ports for easy servicing or repair.

SPECIFICATIONS

Dimensions:	U.S.	Metric:
Weight	1,425 lbs	646.4 kg
Height	66"	1.68 m
Length	90"	2.29 m
Width	55"	1.40 m
Engine Options:		
Briggs Vanguard (HP: 31)	31HP V-Twin	31HP V-Twin
Fuel	Gasoline	Gasoline
Chipper Specs:		
Chipper Hopper Size	19.5" x 15.5"	490 mm x 390 mm
Chipper Disc	20"	500 mm
Chipping Capacity	4" intermittent	100 mm intermittent
Chip Size	0.25" - 0.75"	6 mm - 16 mm
Mulcher Specs:		
Mulcher Hopper Size	22" x 20"	570 mm x 500 mm
Mulching Capacity	1.5" branches	35 mm branches
Rotor Shaft	2.375"	60 mm



BARRETO

SPECIFICATIONS: 916H/918H

Dimensions:	U.S.	Metric:
Weight	460 lbs	208.65 kg
Height	36"	914.44 mm
Length	66"	1.68 m
Width	20.75"	527.05 mm

Engine Options*:

Honda (HP: 8.5)	GX270	GX270
Fuel	Gasoline	Gasoline

Additional Specs:

Hydraulic Reservoir	7.8 gallons	29.53 liters
Ground Drive Forward	78 ft/min	23.77 m/min
Ground Drive Reverse	78 ft/min	23.77 m/min
Tine Speed	290 rpm	290 rpm

*GX270 specs per <http://engines.honda.com/models/model-detail/gx270>



916H/918H REAR TINE TILLER

DESIGN

All hydraulic means easy maintenance, no downtime, and the most efficient use of your horsepower to get the job done. Till effectively in small spaces by choosing either a 16 or 18" tilling width on these models. The open design provides easy access to the hydraulics when maintaining or repairing. The unique swivel handlebar featured on this compact unit means you can walk alongside your tiller rather than in your freshly tilled earth. The heavy design means your tiller works for you instead of tossing you around. Counter-rotating tines break up the most difficult soil, clay, or sod. Wheels and tines work independently of each other to allow your tilling travel speed to be adjusted to the soil conditions.

CONTROLS

The operator-friendly controls couldn't be easier: one handle to set the tine drive and one to adjust the wheel drive. Engage the clutch lever, use the variable speed drive to adjust the ground speed, and engage the tines when you are ready to till. If you need to stop for a moment, drop the clutch and the tines and wheels will stop, leaving your engine running and ready to pick up where you left off.

ROI

With no belts, chains, or gears to mess with, maintenance is minimal. A simplified control valve at the handlebar further reduces moving parts. The hydraulic motor is recessed into the outside of the frame for easy accessibility and removal. Ball bearing support on each end of the tine shaft allows the motor to be removed for service by simply removing two bolts. A tiller that's down produces no revenue: by choosing hydraulics, you'll increase utilization and minimize maintenance costs, improving your bottom line.

FEATURES



Pivoting handlebar allows closer tilling along houses or fencelines



Hubs unlock to free-wheel the tiller when the engine isn't running



Counter-rotating tines cut through sod and hard packed soil



All hydraulics are easily accessed for maintenance and repair



Simple controls are easy to learn and easy to operate

TILLING WIDTH

16 or 18"

BARRETO

SPECIFICATIONS: 1320H/1620B

Dimensions:	U.S.	Metric:
Weight	560 lbs	254.01 kg
Height	44"	1.12 m
Length	77"	1.96 m
Width	27"	685.8 mm

Engine Options*:		
Honda (HP: 11.7)	GX390	GX390
Briggs Vanguard	16hp V-Twin	16hp V-Twin
Fuel	Gasoline	Gasoline

Additional Specs:		
Hydraulic Reservoir	14 gallons	52.99 liters
Ground Drive Forward	85 ft/min	25.91 m/min
Ground Drive Reverse	85 ft/min	25.91 m/min
Tine Speed	260 rpm	260 rpm

*GX390 specs per <http://engines.honda.com/models/model-detail/gx390>



1320H/1620B REAR TINE TILLER

DESIGN

All hydraulic means easy maintenance, no downtime, and the most efficient use of your horsepower to get the job done. Weight, balance, stability, and tine speed allow this tiller to work where others can't. The open design allows for easy access to the hydraulics when maintaining or repairing. The heavy design means your tiller works for you instead of tossing you around. The tine drive motor is directly mounted to the tine shaft resulting in a system so durable the original tiller was rented out for more than 20 years. Counter-rotating tines break up the most difficult soil, clay, or sod. The wheel drive and tine drive work independently of each other to allow your tilling travel speed to be adjusted to the soil conditions.

CONTROLS

The operator-friendly controls couldn't be easier: one handle to set the tine drive and one to adjust the wheel drive. Engage the clutch lever, use the variable speed drive to adjust the ground speed, and engage the tines when you are ready to till. If you need to stop for a moment, drop the clutch and the tines and wheels will stop, leaving your engine running and ready to pick up where you left off.

ROI

With no belts, chains, or gears to mess with, maintenance is minimal. The hydraulic motor is recessed into the outside of the frame for easy accessibility and removal. Moving parts are protected by seals and plates. Pressure relief valves prevent damage when tines are blocked, reducing the chance of costly repairs. A tiller that's down produces no revenue: by choosing hydraulics, you'll increase your utilization and minimize maintenance costs, improving your bottom line.

FEATURES



Marked grease zerks allow for easy maintenance



Hubs unlock to free-wheel the tiller when the engine isn't running



Hard faced, counter-rotating tines cut through sod and hard packed soil



Hydraulics are easily accessed for maintenance and repair



Simple controls are easy to learn and easy to operate

TILLING WIDTH

20"

BARRETO

TRAILERS



3X4TBT TILLER TRAILER

Dimensions:	U.S.	Metric:
Empty Weight	260 lbs	117.93 kg
Gross Weight	900 lbs	408.23 kg
Length	7' 5"	2.26 m
Width	4' 3/4"	1.24 m
Bed Size	3' x 4'	.91 x 1.22 m

The 3X4TBT is the standard for any Barreto tiller. Easy to transport, easy to load, and ready to rent. Featuring an all-steel frame and a quick connect bracket for the bumper of your tiller, hauling equipment has never been easier.



3X4DGT 712MT TRAILER

Dimensions:	U.S.	Metric:
Empty Weight	285 lbs	130 kg
Gross Weight	700 lbs	318 kg
Length	9' 3"	2.82 m
Width	4' 9"	1.45 m
Bed Size	3' x 4'	.91 x 1.22 m

Designed exclusively for our 712MT micro trencher, the 3X4DGT features drop down ramps for simple loading and unloading. A wheel bracket in the front secures the trencher to the trailer. The textured powdercoat finish helps to increase traction and durability.



4X6TBT UTILITY TRAILER

Dimensions:	U.S.	Metric:
Empty Weight	500 lbs	226.8 kg
Gross Weight	2,200 lbs	917.18 kg
Length	10' 5/8"	3.06 m
Width	5' 3/16"	1.53 m
Bed Size	4' x 6'	1.22 x 1.83 m

Barreto offers a tilt-bed utility trailer to help you transport not only your Barreto equipment, but also any other equipment in your fleet. This trailer offers quick-change attachments that allow for easy loading. Available with the bracket of your choice (tiller, mini-trencher, standard trencher or track tie down), this trailer also features 6 tie-down rings to accommodate a variety of equipment.

ACCESSORIES



CRUMBERS

Optional spring loaded crumber feeds extra backfill out of the trench for clean depth.



LIFT EYES

Lift eyes are available for loading equipment with a forklift or crane.



RIDE PLATFORM

The optional platform for the track trencher provides the operator with the ability to ride on the unit during transportation and operation.



BACKFILL BLADES

Make refilling trenches simple with the easily attached backfill blade. Available for all trencher models 13hp and larger.

BARRETO

TO PURCHASE THIS PRODUCT PLEASE CONTACT US



**Equipment Financing and
Extended Warranties Available**



**Discount-Equipment.com is your online resource for
commercial and industrial quality parts and equipment sales.**

561-964-4949

visit us on line @ www.discount-equipment.com

Select an option below to find your Equipment

Search by Manufacturer

Search by Product Type

Request a Quote

We sell worldwide for the brands: Genie, Terex, JLG, MultiQuip, Mikasa, Essick, Whiteman, Mayco, Toro Stone, Diamond Products, Generac Magnum, Airman, Haulotte, Barreto, Power Blanket, Nifty Lift, Atlas Copco, Chicago Pneumatic, Allmand, Miller Curber, Skyjack, Lull, Skytrak, Tsurumi, Husquvarna Target, Stow, Wacker, Sakai, Mi-T-M, Sullair, Basic, Dynapac, MBW, Weber, Bartell, Bennar Newman, Haulotte, Ditch Runner, Menegotti, Morrison, Contec, Buddy, Crown, Edco, Wyco, Bomag, Laymor, EZ Trench, Bil-Jax, F.S. Curtis, Gehl Pavers, Heli, Honda, ICS/PowerGrit, IHI, Partner, Imer, Clipper, MMD, Koshin, Rice, CH&E, General Equipment, Amida, Coleman, NAC, Gradall, Square Shooter, Kent, Stanley, Tamco, Toku, Hatz, Kohler, Robin, Wisconsin, Northrock, Oztec, Toker TK, Rol-Air, APT, Wylie, Ingersoll Rand / Doosan, Innovatech, Con X, Ammann, Mecalac, Makinex, Smith Surface Prep, Small Line, Wanco, Yanmar



www.discount-equipment.com

BARRRETO

Go to Discount-Equipment.com to order your parts