



MQ **ESSICK**

The professional's choice.




www.discount-equipment.com

For almost 90 years **MQ Essick** plaster / mortar mixers have set the standard for innovation and durability. The 12 cubic foot capacity **PRO** series increases contractor productivity in applications using on-site silo dispensing systems. The PRO uses a powerful hydraulic drive to power through the toughest mix designs. A unique over-center dump design easily discharges material into large mud tubs with minimal operator fatigue.



PRO12 (12 cubic ft.) shown with Mud Tub (sold separately)

- **Reduced fatigue** by enabling operator to load at waist level. Ergonomically designed to load low and dump high.
- **Adapt to any job site**, while maintaining a compact footprint, with 130° swing-away stabilizers.
- **Extra thick 1/4" steel drum wrap with 3/8"** ends resists wear and dents.
- **Adjustable height** - discharge height 24" ~ 42.5".
- **Easily fits in a standard (PRO12) pickup truck bed** with its compact design with inboard hydraulic motor.
- **Extended run times** - up to 8 hours – with 5-gallon fuel tank. (PRO12)
- **Costly waste is reduced** by a spill plate that directs excess material into the tub.
- **Tackle stiff mix designs**, and handle up to 1-inch aggregate, with a powerful hydraulic drive.
- **Convenient access forklift pockets** from any side of the mixer.
- **Drive and dump controls easily accessible** and located above the engine cowling.
- **Greasable paddle shaft seal** provides long service life.



PRO12 - retractable, swing away stabilizers adapt to application requirements.

**Discount
Equipment**

www.discount-equipment.com

**MQ
MULTIQUIP**

The ultimate heavy duty towable mortar mixers. The **Multiquip Essick EM120HYD** has the dependability of a hydraulic drive that can handle the toughest mixes. Mason tenders will appreciate hydraulic dump allows effortless discharge into polyethylene MQ MudTubs. Rugged and reliable, these units are built to last.



EM120HYD (12 cubic ft.)

*MudTub sold separately

- **Reduced maintenance**—by eliminating mechanical parts, maintenance and service costs are dramatically reduced.
- **Built-in hydraulic safety relief system**—immediately disengages itself in case an object becomes wedged in the drum.
- **Maintenance free-seal system** requires no greasing.
- **Rugged 14 gauge engine cover**—adds strength reducing vibration fatigue.
- **MudTub**—10 cubic feet capacity can be used for transporting up to 1,000 pounds (454 kg) of mortar or other job site material. Available as skid or with caster wheels.

**Discount
Equipment**

www.discount-equipment.com

MQ
MULTIQUIP

PLASTER/MORTAR MIXERS

PLASTER/MORTAR MIXERS



Rectangular frame, improved wheelbarrow/mud tub access. Includes forklift pocket.



One piece engine cover fabricated of 12 gauge material. Flip open design provides instant access for routine service and maintenance.



Convenient access to engine controls and recoil.




Optional rear stabilizer kit. Bolts on for conversion to skid mount for silo applications. Part number EMSTAB

Professional masonry contractors choose **MQ Essick Mixers** for their performance and reliability. Our heavy duty mixers are low maintenance and are available in a full range of sizes and drive configurations to suit any application.




EM12M (12 cubic ft.) — available with mechanical drive transmission and Honda GX390 engine.

- **High strength cast iron** paddle arms with rubber blades for a clean, uniform mix
- **Heavy duty safety grate** with built-in bag cutter
- **Rectangular frame** for improved wheelbarrow and MudTub access
- **Solid 5/8" axle** with large B78x13" tires for smooth towing
- **Forklift pocket** for ease of transport and handling on site
- **Heavy duty removable tow bar** made of schedule 80 steel available with loop coupler, 2-inch ball coupler or pin-type coupler



Mechanical Drive
Drive gear and multiple disc clutch are immersed in oil and fully protected for long, trouble-free life. Eliminates wear components like V-belts, external gears and pulleys. Powers through stiffer mixes.



Maintenance free seal system protect the shaft and bearings from wear. Spring-loaded and self-adjusting graphite seals require no greasing.



Essick mixers are the ideal choice for most jobs. Their durable construction, easy maintenance and reliable design, make it the right choice for masonry contractors.

- **High strength cast iron** paddle arms with rubber blades for a clean, uniform mix.
- **Durable paddle shaft** manufactured of 1 3/4" square hardened steel.
- **Paddle shaft seals** are spring-loaded, self-adjusting and require no greasing.
- **Heavy duty safety grate** with built-in bag cutter.
- **Drum lock** secures drum while towing.
- **Rugged 14 gauge steel engine cover** adds strength and punched ventilation provides optimal cooling and added strength.
- **Solid 5/8" axle** with large B78x13" tires for smooth towing.
- **Forklift pockets** facilitate loading on trucks or transport on rough terrain.



EM70S (7 cubic ft.)




Less vibration.

Engine is mounted solid to base, minimizing vibration. The engine sits level — for accuracy when checking oil.



Built to last.

Heavy duty safety grid with auto-open safety bar. Wider dump chute for faster, easier pours.



Double V-belt/gear drive.

Allows larger, heavier mixes. Cast-steel pulleys increase durability. Idler wheel provides easy, positive engagement.



Convenient, easy operating engine engagement lever.

Thick tubular steel reinforced frame resists damage, provides superior strength and proper dumping clearance.



www.discount-equipment.com



PLASTER/MORTAR MIXERS

Multiquip concrete mixers are available with either steel or polyethylene drums. Their durable construction and low maintenance requirements will provide you with years of reliable service.



Model MC94S (9 cubic ft.)

* 4-cubic foot models available with steel drums only.
 ** Axle springs not available on 4-cubic foot models.

- **Wide drum opening** for easy loading of material.
- **Steel or EasyClean polyethylene drums.***
- **Multi-position dump wheel** for safe material discharge.
- **Heavy-duty one-piece cast iron ring gear** for long life.
- **Heavy-duty retractable tow bar** made of schedule 80 steel available with loop coupler, 2" ball coupler or pin-type coupler.
- **Axle springs**, selected models, and large B78x13" tires for smooth towing to your job. **
- **Rugged 14-gauge steel engine covers** with punched ventilation openings for increased cooling and added strength.



Model MC94P (9 cubic ft.)

* Polyethylene drums available in 6 and 9 cubic foot models only.

THE EASYCLEAN™ ADVANTAGE

Our polyethylene drums put an end to clean up problems and save you time and money.

Removing dry material from a steel-drum mixer, may take several hours and result in dents or damage in the process.

A simple tap with a rubber mallet does the job — cleans out in minutes without dents, rust or cracks!



THE ULTIMATE CONCRETE MIXER!

The MC12PH concrete mixer handles your biggest and toughest applications. It features a 12 cubic ft. capacity EasyClean™ drum and powerful Honda GX340 engine.



www.discount-equipment.com





The **Mix-N-Go Concrete Mixer** can mix up to three cubic feet of material, making it ideal for homeowners and small contractors.

MIX-N-GO

Available with a polyethylene drum, the Mix-N-Go is ideal for small footings and bases, binding block and concrete patching. It is available with a gasoline engine or electric motor for operator convenience. It can also be used as a wheelbarrow to transport concrete, and other material around the job site.

- **Power**— $\frac{3}{4}$ HP, 115 single-phase UL- and CSA-approved electric motor.
- **Pneumatic tires**—for convenience on rough terrain.
- **Gearbox**—gears immersed in oil for long trouble-free life.
- **Mixer stand** allows drum to rotate 360 degrees, easily removed to use as wheelbarrow.

Specifications

Model	Drum Construction	Max. Mixing Capacity*	Engine	Height in. (mm)	Width in. (mm)	Length in. (mm)	Stand Weight lb. (kg)	Dry Weight lb. (kg)
MC3PEA	Polyethylene	3.0 cubic ft.	$\frac{3}{4}$ HP, 115V, 1 ϕ Electric Motor	34 (863.6)	23 - 5/8 (584.2)	48 - 1/2 (1219.2)	35 (15.9)	138 (62.6)



www.discount-equipment.com



Specifications

Steel-Drum Models Plaster/Mortar Mixers						
Model	EM70S	EM90S	EM12M (Mechanical)	EM120HYD	PRO12	PRO20
Capacity — c.f. (liters)	7 (93)	9 (248)	12 (340)	12 (340)	12 (340)	20 (.566)
Capacity — bags (portland)	1½ to 2½	2½ to 3½	3½ to 4	3½ to 4	3½ to 4	6 to 7
Power Sources**	1.5 HP 1ø 115/230V Electric 4.8 HP Honda 7.9 HP Honda	3 HP 1ø 230V Electric 7.9 HP Honda	5 HP 1ø 230V Electric 5 HP 3ø 230/460V Electric 11.7 HP Honda	11.7 Honda	Honda GX390 11.7hp 5 HP 1ø 230V Electric 5 HP 3ø 230/460V	Vanguard 18.0 HP
Drum Material	Steel	Steel	Steel	Steel	Steel	Steel
Average weight* — lbs. (kg)	690 (313)	785 (356)	1,040 (471)	1,010 (454)	1580 (716.7)	2004 (908.9)
Length (w/tongue) x W x H — in. (cm)	98x50x56 (248x127x142)	98x50x77 (248x127x196)	105x56x75 (266x142.2x191)	110x51x63 (279x130x160)	76.5x45.0x45.0 (194x114x114)	95.3x44.9x47.9 (242x113.7x121.6)
Discharge height — in. (cm)	21 (53)	21 (53)	17 (43)	17 (43)	Up to 42.5 Inches	Up to 42.5 Inches
Tires	B78x13"	B78x13"	B78x13"	B78x13"	Stationary	Stationary
Drive	V-Belt	V-Belt	Mechanical	Hydraulic	Hydraulic	Hydraulic
Dump Action	Manual	Manual	Manual	Hydraulic	Hydraulic	Hydraulic
Towable	Yes	Yes	Yes	Yes	Stationary	Stationary
Optional Rear Stabilizer	No	No	Yes	Yes	No	No
Tow Hitch Options	HBC1 2" Ball Coupler / HLC1 Loop Coupler / HPC1 1" Pin Coupler				N/A	N/A

Concrete Mixers — Steel- and Poly-Drum Models						
Model	Steel Drum Models			Polyethylene Drum Models		
	MC44S	MC64S	MC94S	MC64P	MC94P	MC12PH
Capacity — cubic ft. (liters)	4 (110)	6 (165)	9 (248)	6 (165)	9 (248)	12 (339)
Capacity — bags	1/3	½	1	½	1	1.5 ~ 2
Power Sources**	0.5 HP 1ø 115V Elect. 3.5 HP Honda	1.5 HP 1ø 115/230V Elect. 4.8 HP Honda 7.9 HP Honda	1.5 HP 1ø 115/230V Elect. 7.9 HP Honda	1.5 HP 1ø 115/230V Elect. 4.8 HP Honda 7.9 HP Honda	1.5 HP 1ø 115/230V Elect. 7.9 HP Honda	10.7 HP Honda
Average weight* — lbs. (kg)	495 (225)	685 (311)	810 (367)	685 (311)	800 (363)	1000 (435.5)
Length w/tongue x W x H — in. (cm)	87x51x54 (221x130x137)	102x51x59 (259x130x150)	106x51x63 (269x130x160)	102x51x59 (259x130x150)	106x51x63 (269x130x160)	109x56x67.5 (276.8x142.2x171.4)
Discharge height — in. (cm)	23 (58)	23 (58)	23 (58)	23 (58)	23 (58)	23 (58)
Drum opening — in. (cm)	17.5 (44)	19 (48)	21 (53)	19 (48)	21 (53)	20 (50.8)
Tires	B78x13	B78x13	B78x13	B78x13	B78x13	B78x13
Drive	V-Belt	V-Belt	V-Belt	V-Belt	V-Belt	V-Belt
Tow Hitch Options	HBC1 2" Ball Coupler / HLC1 Loop Coupler / HPC1 1" Pin Coupler					

Model	Description	Weight	Dimensions (LxWxH)
MUDTUB	Stationary Skid	54 Lbs. (24.4 kg)	56.75" x 28.25" x 22.75" (1141 cm x 717.5 cm x 577.8 cm)
MUDTUBW	Mobile w/ Casters	81 Lbs. (36.7 kg)	56.75" x 28.25" x 28.25" (1141 cm x 717.5 cm x 717.5 cm)

* Mixer weight shown is an average; exact weight is dependent upon power source.

* Actual mix capacity based on a 94lb. bag of Portland cement. May vary depending on aggregate size and mix design.

** Engine power ratings are calculated by the individual engine manufacturer and the rating method may vary among engine manufacturers. Multiquip Inc. and its subsidiary companies makes no claim, representation or warranty as to the power rating of the engine on this equipment and disclaims any responsibility or liability of any kind whatsoever with respect to the accuracy of the engine power rating. Users are advised to consult the engine manufacturer's owners manual and its website for specific information regarding the engine power rating.

© COPYRIGHT 2018, MULTIQUEIP INC.



www.discount-equipment.com

