

**ULTRA-TIGHT TURNING EXCAVATOR**


# SV100



# EVOLUTION

**YANMAR. On the job around the world.  
Our highly regarded technical expertise crea**


Cleaner emissions and reduced noise confirm YANMAR's commitment to superior environmental performance. Operating in the stress-free comfort of a spacious cabin is sure to increase productivity. And the evolution of the excavator is apparent in the SV100-1's enhanced operator environment, reliability and component durability. Work "quick, smooth and smart" on every worksite. Super comfort and ease of use make it happen. Working in harmony with YANMAR – the future looks bright.



**CLEAN  
DIESEL ENGINE**



**ULTRA TIGHT  
TURNING**




**EFFECTIVE**



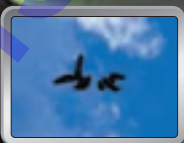


N


tes the value you need.




OPERATOR CONTROL



COMFORT



PROTECT



MAINTAINABILITY

ULTRA-TIGHT TURNING EXCAVATOR

**SV100**



## A High-Power, Eco-Friendly Engine Meeting Tier 3 Emissions Regulations

The YANMAR TNV direct injection diesel engine was built for clean emissions and powerful output. With its improved fuel injection system, it meets Tier 3 emissions regulations of the US Environmental Protection Agency (EPA) and the European Commission (EC). Its quiet operation makes it both people- and planet-friendly.




## YANMAR — Towards a Better World.

### **World Class Original Technology from YANMAR to the World, to the Future.**

YANMAR's roots are in the development and manufacture of diesel engines. YANMAR has been the world's leading manufacturer of diesel engines since it developed the world's first small diesel engine. With diesel engine at the core, YANMAR has been contributing consistently to the modernization of agriculture, fishing and industry worldwide ever since the company, founded in 1912, developed its first world-beating compact diesel engine in 1933. Our history reflects total devotion to quality and progress, and offering faith in the future of the diesel engine. The technical innovation has kept on flowering ever since, making YANMAR a constant leader in diesel engine technology. Based on original technology, we have studied the improvement of thermal efficiency and cleaner exhaust gases, and have pursued highly efficient, low emission power sources. Yanmar industrial diesel engines have a great reputation for high, enduring reliability, and clean emissions making it compliant with emissions regulations all over the world. Now, Yanmar products are popular in fields as diverse as agriculture, construction, power generation as well as commercial and pleasure marine applications. With high performance and high quality engines at the core, we are always seeking new ways to harmonize technology with the environment and trying to challenge something new hoping to help improve people's lives in the future.



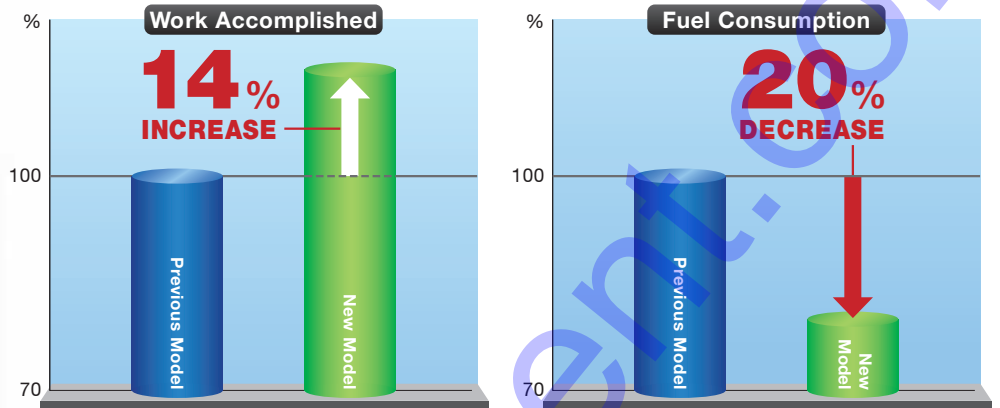
 Combining long experience and unrivalled expertise, YANMAR's diesel technology ensures environmental performance and high efficiency.

# CLE



## Electronically Controlled Engine and New Hydraulic System for More Work with Less Fuel

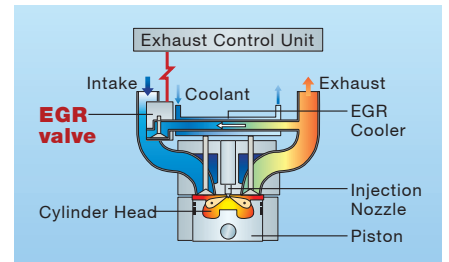
The SV100-1's electronic control of engine speed and torque synergizes with the new high efficiency hydraulic system to yield a fast activation. This lets you do more work while greatly cutting fuel consumption.



## Electronically Controlled Water-Cooled EGR\* System Reduces Air-Polluting Oxides of Nitrogen (NOx)

This system cools a portion of the exhaust gases and mixes them with intake air to lower the concentration of oxygen in air intake. That drops the combustion temperature, limits NOx emissions and boosts fuel efficiency.

★EGR : Exhaust Gas Recirculation

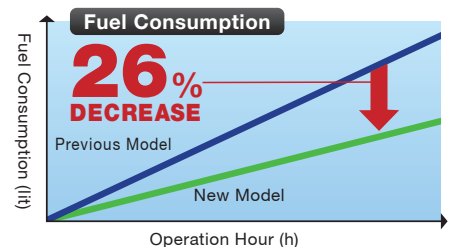


## Auto-Deceleration Mechanism to Lower Engine Speed When Not in Operation

After the operating lever has been in neutral 4 seconds, the engine automatically goes to idle. This lowers noise and emissions in the surrounding area and improves fuel economy while the operator waits for the next dump truck. When the lever is moved again, the engine returns to its previous speed.

## Eco-Mode Setting Vastly Lowers Fuel Consumption

Switching to eco-mode controls engine speed efficiently while letting you use less fuel as you work. Moved again, the engine returns to its previous speed.



# AN DIESEL ENGINE





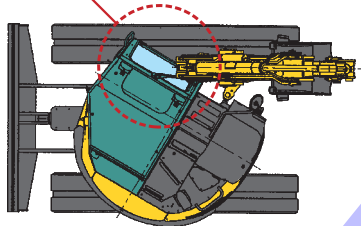
The combination of creative body design and reliable power, providing “ultra-tight turning” to realize increased versatility and greater work potential.

**ULT**



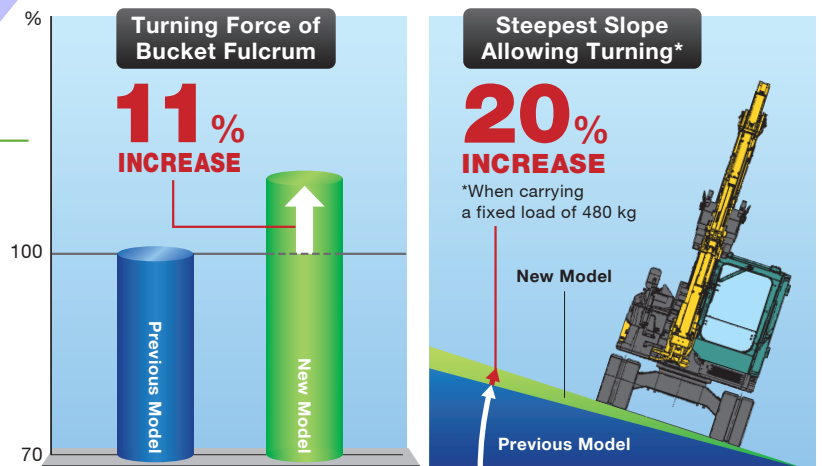
## Side Ditch Digging Right Next to Walls without Sticking Out beyond the Track

With the front end designed not to stick out beyond the track, the SV100-1 offers extraordinarily tight turning. You can work confidently and efficiently in narrow places and operate smoothly at more work sites.



## Improved Turning Power, with Enhanced Turning Performance on Slopes

The SV100-1's new hydraulic system improves turning over previous models. It's easier than ever to push while turning and to excavate, such as when burying big pipes. Excellent center-of-gravity balance couples with an undercarriage built to brace the vehicle well, enabling the excavator to turn on steeper slopes and roads. More strength plus more stability means a greater range of work.



# RA TIGHT TURNING

## Fast and Easy Bucket Attachment Changing, The Hydraulic Quick Coupler Makes Bucket Attachment and Removal Quick and Clean

The Quick Coupler makes the once troublesome task of changing buckets fast and easy without even getting your hands dirty. It's all performed by switch operation while you


remain seated, except for fitting and removal of the safety lock pin. You can also use attachments made by other companies, thereby reducing storage costs and saving space.



### Bucket Removal >>>



Place the bucket on the ground



Pull out the safety lock pin



Turn the switch to Dismounting.



Raise the arm to detach.

### Bucket Attachment >>>



Apply the fixed hook



Make the bucket level.



Turn the switch to Mounting



Insert the safety lock pin and fasten.


**Fixed Hook**

**Movable Hook**

# Quick Coupler

A variety of operator-friendly functions and equipment come together in one unit.

Many small conveniences add up to "huge efficiency".





## Bright Front Lights Improve Visibility and Give You Better Night Work Performance


Two front lights on top of the cabin come as standard equipment. With wide-angle front visibility secure, you can work with confidence at evening and night without sacrificing efficiency and precision.



● Work lamp built into lower part of boom, where it is protected from breaking

## High-Coverage Wiper Assures a Wide Field of Vision in Rainy Weather

The new wiper wipes 53% more surface area than in the previous model. By removing water drops and mud splatters from a wide area of the front glass, the wiper quickly opens up a wide range of clear vision in front.



Wiper wiping Surface Area  
**53% INCREASE**

## Upward Blower Designed to Protect Workers, Landscaping

The SV100-1's upward blower grill ventilates at an upward angle, keeping hot exhaust away from surrounding workers and landscaping.

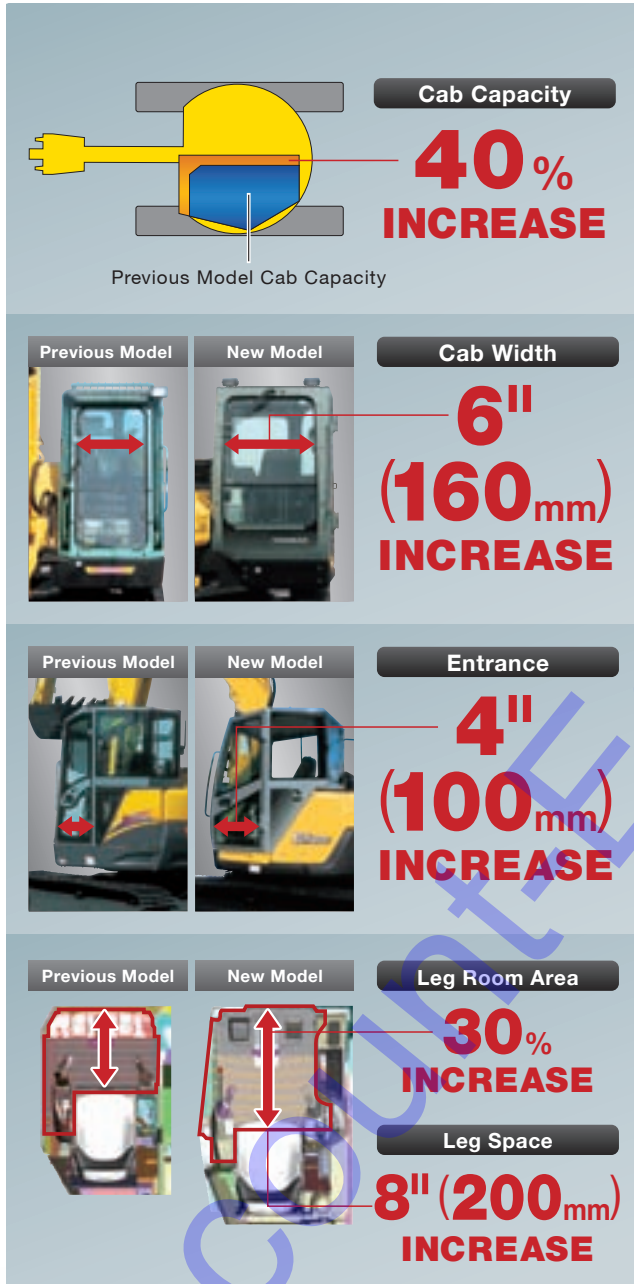


Hydraulic PTO Plumbing, supplied as Standard Equipment, for Working with a Variety of Attachments

# EFFECTIVE

## Large, Comfortable Cabin Ensures Plenty of Operating Space

Wider than previous models, the SV100-1 cabin offers lots of elbow room. The front field of vision has also increased greatly, and the front glass slides up and down for easy communication with others on the outside. Generous leg room lets you work in comfort, and entrances are wide enough to get in and out easily.



# Large-Size



Brimming with comfort and ease of use, the SV100-1 is a perfect fit from the operator's vantage point.

# OP





Travel Automatic Dual Speed Switch

Wiper Switch

Light Switch


Auto Deceleration Switch

Eco Mode Switch

# ed CABIN

## Double-Slide Seat Mechanism for Relaxed Operation

Not just the seat, but the operating levers and seat can slide back and forth simultaneously, enabling optimal lever position and operating posture for the operator's body type.



## Wrist Control Levers + Adjustable Arm Rests

Non-tiring wrist control levers are easy to grasp, and arm rests can be repositioned to meet the operator's preferences and work posture, so that even delicate control and long hours of operation are comfortable.



## Proportional Control Modulation Switch PTO Operation Vastly Enhances Attachment Operability

## Automatic Two-Speed Travel System Switches from High Travel Speed to Low when Handling Heavy Loads and Returns to High Speed when Load Lightens

## Large Travel Pedals are Easy to Press, Allow Confident and Reliable Work



### Other Equipment



External Power Socket



Cup Holder



Storage Space



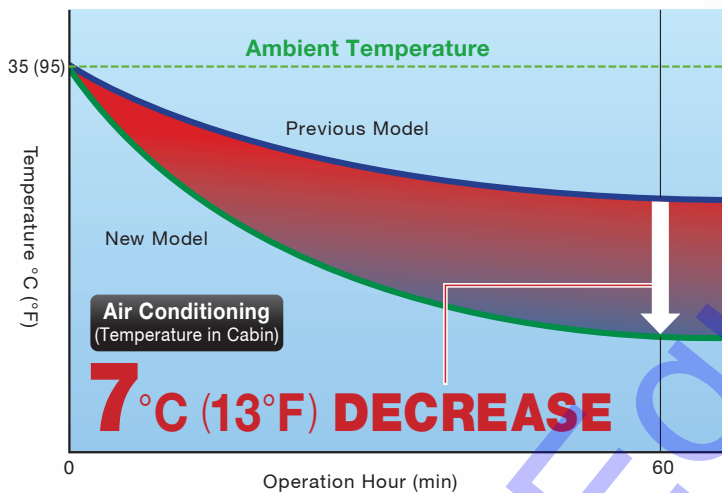
Radio Antenna + Connection Harness

# ERATOR CONTROL

# Air-Conditioner

## Enhanced Air Conditioning Performance, Highly Improved Cooling Over Earlier Model

The SV100-1's air conditioner lets you work all seasons at a comfortable temperature. Changing the blower vent position to in front of the operator and adjusting the air direction allow the system to keep the cabin 7°C (13°F) cooler than the previous model when the ambient temperature is 35°C (95°F). That creates a much cooler environment during the summer. In addition, air volume has been raised.



## A / C Using Outside Air + Defroster Function Enable Comfort on the Job

The air conditioner's use of outside air keeps the pressure high in the cabin so that dust stays out, ensuring that the cabin is clean and fresh. Also comes with a defroster function to remove front glass clouding.



A/C Control Panel



Defroster



Working year-round in comfort and quiet is sure to put a smile on any operator's face. Welcome to your "new comfort zone".



# Low-Noise CABIN

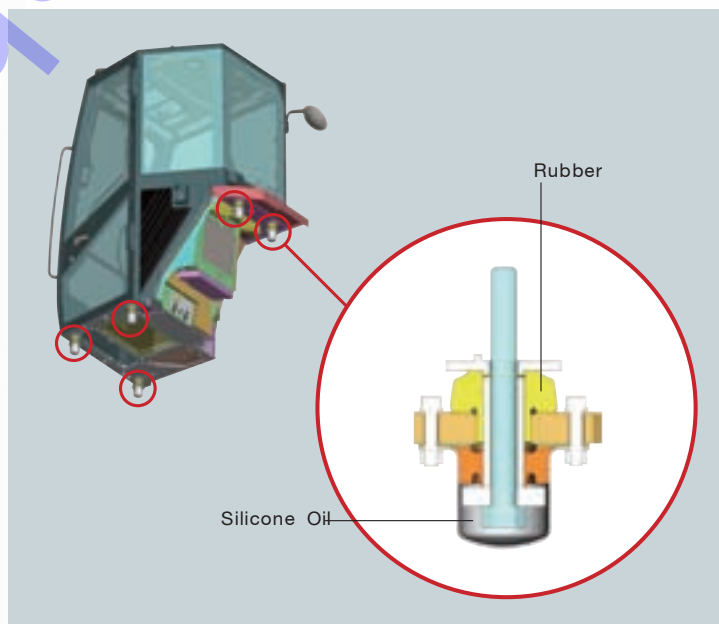
**74** dB (A) [ Previous Model **78** dB (A) ] - **4** dB (A)

## Much Quieter Cabin for Better Comfort and Work Performance

Made with a sturdy, sound-blocking advanced anti-vibration construction, the SV100-1 offers a quieter environment than ever. The noise level reaching the operator is just 74 dB(A), greatly reducing fatigue over long hours of work.

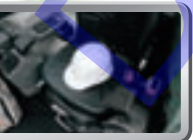
## Liquid-Filled Cab Anti-Vibration Mount for Excellent Sound Blocking and Comfortable Ride

The cab mount uses anti-vibration rubber filled with silicon oil. Five-point support gently absorbs even great vibration. This also greatly reduces cab noise and operator stress on the job.



# COMFORT





Dependability and confidence which are critical to work going smoothly. The SV100-1 delivers the protects that gives you breathing room.



## ISO-Conforming Cabin with Sharply Enhanced Rigidity for Safety and Confidence

The cabin's use of a high-strength, high-rigidity ROPS enhances protects operator space in the event of a roll-over. It also conforms to the OPG Level 1 standard for structures protecting the operator from falling objects. This sturdy cabin lets you work in comfort and confidence.




## Front Guard / Head Guard Brackets are Standard Equipment



Users can easily attach a front guard and head guard by bolting them on, thus increasing protection of the operator.

## Lock Lever Includes Engine Neutral Start Mechanism to Prevent Danger of Accidental Operation



The engine will not start unless the lock lever is completely locked, which prevents equipment from moving suddenly if the lever is accidentally operated when the engine is started.

## Standard Equipment Retracting Seat Belt is Easy to Buckle on, Withdraws Out of The Way when It's Unbuckled



(The ROPS protective structure assumes the operator is wearing a seat belt)

## The Traveling Alarm, which Comes Standard, Makes Electronic Noise to Warn Others The Machine is Moving

## Standard Back and Side Mirrors Let Operator Check for Safety Around and Behind Machine and Keep Others Safe




## Track Frame Provides Handy Anchor Holes for Secure Machine Transportation



## Other Enhancing Equipment



Evacuation Hammer



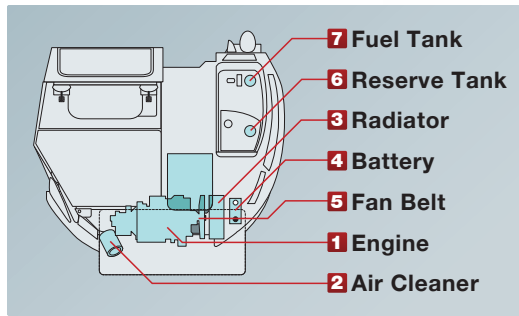
Large Steps for Getting On and Off




Large Hand Grips

# PROTECT


## Simple Maintenance Structure for Fast and Easy Access Wherever It's Needed




Covers open easily, with no special tools needed, enabling fast and smooth checks and minimizing maintenance and cleaning time.



● The wide-opening rear hood opens without special tools for easy checks and maintenance of the engine area and air cleaner.




● The right hood similarly opens wide and without tools to facilitate battery checks. It's also easy to clean the radiator, which is a wave fin style that repels clogging.



● Easy to adjust the fan belt and air conditioning belt.



● Open the cover on the upper right to fill the fuel tank, access the reserve tank and easily clean the back of the radiator.



Troublesome maintenance is now a thing of the past. Take satisfaction in quicker checks and the advanced durability they produce.







● Air conditioning filter inside the cab removes easily without tools for easy cleaning and replacement



● Cab floor mats with high ends keep dust from getting under the mats and are easily washed with water

● Maintenance-free hydraulic oil-lubricated reduction gear



● The bottom of the fuel tank has a flange for easy cleaning

● Iron plate hood is highly durable, makes damage repair easy



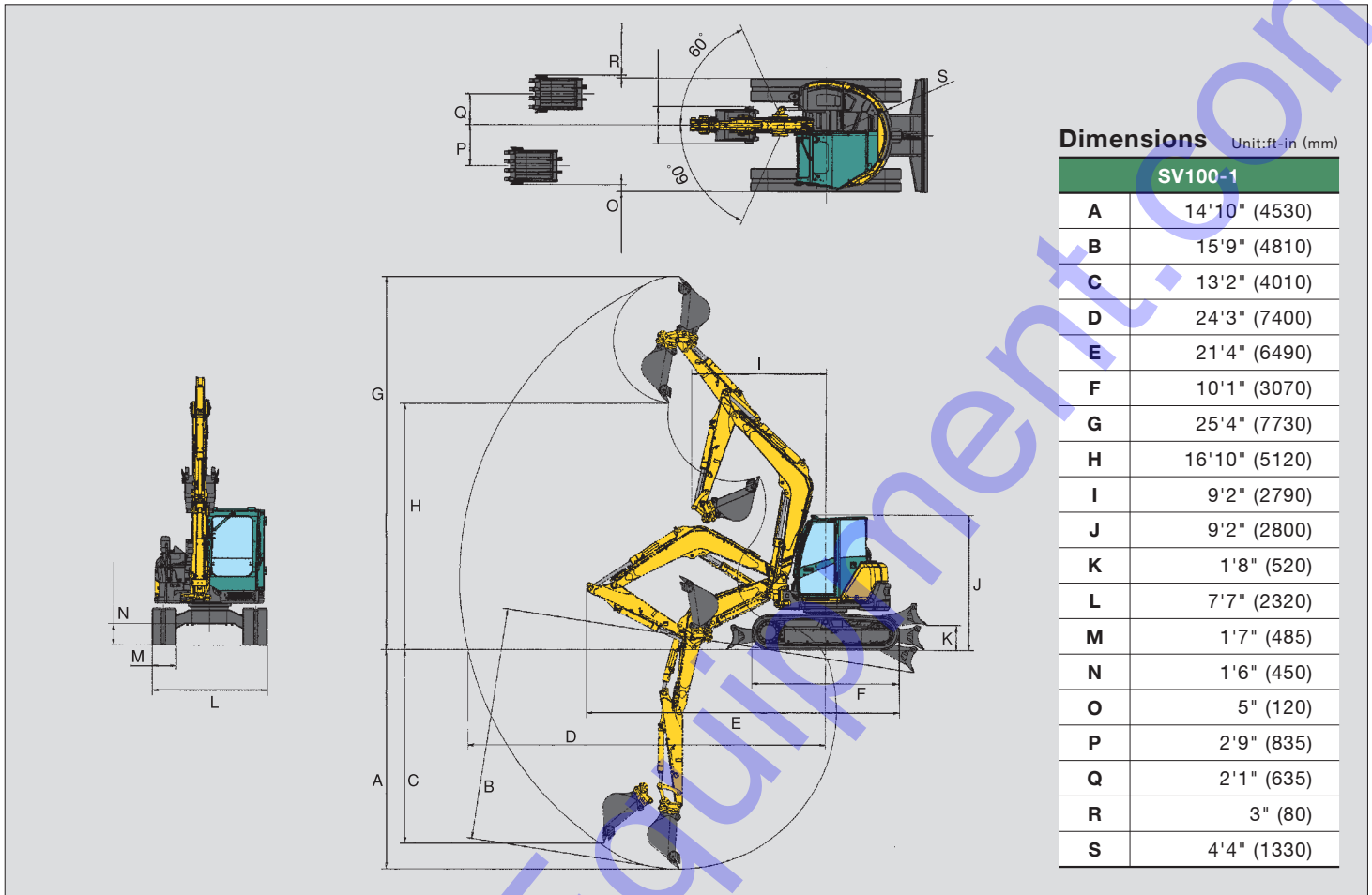
● Underside protector has a thicker cover for greater strength

● Ridged crawler frame easily sheds soil, reducing cleanup time and effort



# MAINTAINABILITY

# SV100-1 SPECIFICATION



## Specifications

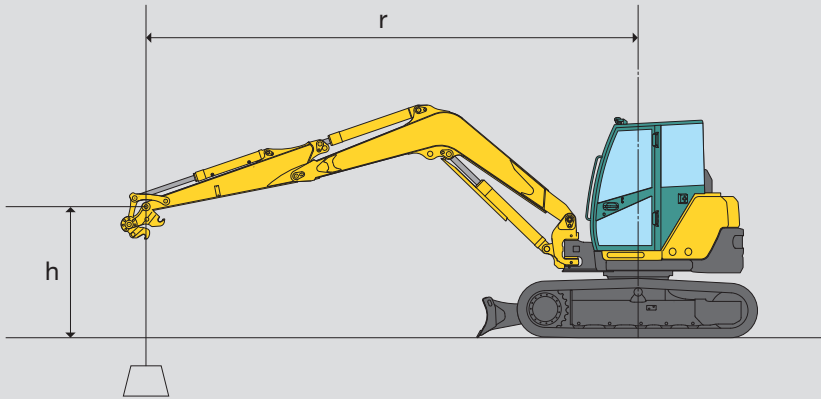
Model		SV100-1	
Type		Cab. Rubber Track	Cab. Steel Track
<b>Operating Weight</b>	lbs (kg)	21554 (9775)	21664 (9825)
<b>Engine</b>	Type	Water-cooled 4 cycle diesel	
	Model	4TNV98T-ZSBV1	
	Output	73.3 (54.7) / 2200	
<b>Performance</b>	Max Digging Force, Bucket / Arm	lbf (kN)	without Quick Coupler 17087 (76.0) / 9658 (43.0)
			with Quick Coupler 13562 (60.0) / 9658 (43.0)
	Traveling Speed, High / Low	MPH (km / h)	2.7 (4.4) / 1.6 (2.5)
	Swing Speed	RPM	9.2
	Boom Swing Angle, (L / R)	degrees	60 / 60
Gradability	degrees	30	
<b>Ground Contact Pressure</b>	PSI (kPa)	5.5 (37.9)	5.6 (38.8)
<b>Hydraulic System</b>	Pump Capacity	GPM (L / min)	20.5 (77.7) + 20.5 (77.7) + 15.5 (58.8) + 5.9 (22.5)
	Main Relief Set Pressure	PSI (MPa)	3988 (27.5) + 3988 (27.5) + 3555 (24.5) + 421 (2.9)
<b>Blade Dimensions</b>	Width	ft-in (mm)	7'7" (2320)
	Stroke, Raise / Lower from G.L.	ft-in (mm)	1'8" (520) / 1'6" (460)
<b>Fuel tank capacity</b>	Gals (L)	30.4 (115)	

## Hydraulic PTO

Model		SV100-1		
Specification	Output	GPM (L / min)		
		PSI (kPa)	2100RPM	1050RPM
<b>Combined Flow, Double Actions</b>		3555(24518)	35.9 (136)	18.0 (68)



## ■ Lifting Capacity



**Never allow total bucket weight to exceed excavator lift capacity.**

Note where applicable specifications conform to ISO standards.

Loads shown in table include weight of standard bucket (452 lbs. [205kg])

Weight of all lifting devices and attachment must be deducted to determine load can that be lifted.

Lift point is bucket hinge point with bucket fully curled. Specifications subject to change without notice.

### MODEL SV100-1 EXCAVATOR Quick coupler Spec.

\*Rated Hydraulic lift capacity.

LIFT POINT HEIGHT	(r) LIFT RADIUS in (mm)				(r) LIFT RADIUS in (mm)				(r) LIFT RADIUS in (mm)			
h in (mm)	RATED LIFT CAPACITY OVER END BLADE DOWN lbs (kg)				RATED LIFT CAPACITY OVER END BLADE UP lbs (kg)				RATED LIFT CAPACITY OVER SIDE BLADE UP lbs (kg)			
	MAX	196.9 (5000)	157.1 (4000)	118.1 (3000)	MAX	196.9 (5000)	157.1 (4000)	118.1 (3000)	MAX	196.9 (5000)	157.1 (4000)	118.1 (3000)
196.9 (5000)	*3925 (1780)				*3925 (1780)				*3153 (1430)			
157.5 (4000)	*3947 (1790)	*3771 (1710)	*3837 (1740)		*3087 (1400)	*3771 (1710)	*3837 (1740)		2558 (1160)	*3771 (1710)	*3925 (1780)	
118.1 (3000)	*3925 (1780)	*3925 (1780)	*4520 (2050)		2646 (1200)	3925 (1780)	*4520 (2050)		2183 (990)	3153 (1430)	*4520 (2050)	
78.7 (2000)	*3947 (1790)	*4586 (2080)	*5468 (2480)		2492 (1130)	3616 (1640)	*5468 (2480)		2029 (920)	2911 (1320)	4256 (1930)	
39.4 (1000)	*4145 (1880)	*5005 (2270)	*6813 (3090)	*9989 (4530)	2602 (1180)	3462 (1570)	5005 (2270)	7387 (3350)	1985 (900)	2822 (1280)	4079 (1850)	5821 (2640)
Ground (0)	*4079 (1850)	*5490 (2490)	*7078 (3210)	*10033 (4550)	2690 (1220)	3418 (1550)	4741 (2150)	7254 (3290)	2183 (990)	2756 (1250)	3881 (1760)	5799 (2630)
-39.4 (-1000)	*4145 (1880)	*5226 (2370)	*6858 (3110)	*9415 (4270)	2889 (1310)	3352 (1520)	4653 (2110)	7321 (3320)	2293 (1040)	2734 (1240)	3726 (1690)	5733 (2600)
-78.7 (-2000)	*4057 (1840)		*5865 (2660)	*8203 (3720)	*3418 (1550)		4719 (2140)	7078 (3210)	2911 (1320)		3793 (1720)	5887 (2670)

### Standard Equipment

- Hydraulic Quick Coupler
- Blade
- Boom Swing Function
- Rubber Track / Steel Track
- Auxiliary Valve and Plumbing
- Radio Antenna and Connection Harness
- Back Mirror / Side Mirror
- 2-way Control Pattern Change
- ROPS / OPG Cabin
- Windshield Washer
- Air Conditioner
- Defroster
- Joystick Pilot Controls
- Arm Rests (Adjustable)
- Suspension and Reclining Seat
- Seat Belt
- P.T.O Switch
- Travel Automatic Dual Speed Switch
- Auto Deceleration Switch
- Eco Mode Switch
- Engine Stop Switch
- Traveling Alarm
- Floor Mats
- Evacuation Hammer

(Please note that the standard equipment may vary from this list. Consult your Yanmar dealer for confirmation)

ULTRA-TIGHT TURNING EXCAVATOR

**SV100**



[www.discount-equipment.com](http://www.discount-equipment.com)