

AMMANN

LIGHT COMPACTION

PRODUCT RANGE

**Discount
Equipment**

www.discount-equipment.com

TO PURCHASE THIS PRODUCT PLEASE CONTACT US



**Equipment Financing and
Extended Warranties Available**



**Discount-Equipment.com is your online resource for
commercial and industrial quality parts and equipment sales.**

561-964-4949

visit us on line @ www.discount-equipment.com

Select an option below to find your Equipment

Search by Manufacturer

Search by Product Type

Request a Quote

We sell worldwide for the brands: Genie, Terex, JLG, MultiQuip, Mikasa, Essick, Whiteman, Mayco, Toro Stone, Diamond Products, Generac Magnum, Airman, Haulotte, Barreto, Power Blanket, Nifty Lift, Atlas Copco, Chicago Pneumatic, Allmand, Miller Curber, Skyjack, Lull, Skytrak, Tsurumi, Husquvarna Target, Stow, Wacker, Sakai, Mi-T-M, Sullair, Basic, Dynapac, MBW, Weber, Bartell, Bennar Newman, Haulotte, Ditch Runner, Menegotti, Morrison, Contec, Buddy, Crown, Edco, Wyco, Bomag, Laymor, EZ Trench, Bil-Jax, F.S. Curtis, Gehl Pavers, Heli, Honda, ICS/PowerGrit, IHI, Partner, Imer, Clipper, MMD, Koshin, Rice, CH&E, General Equipment, Amida, Coleman, NAC, Gradall, Square Shooter, Kent, Stanley, Tamco, Toku, Hatz, Kohler, Robin, Wisconsin, Northrock, Oztec, Toker TK, Rol-Air, APT, Wylie, Ingersoll Rand / Doosan, Innovatech, Con X, Ammann, Mecalac, Makinex, Smith Surface Prep, Small Line, Wanco, Yanmar

PARTS FINDER

**Search Website
by Part Number**



**Search Manual
Library For Parts
Manual & Lookup Part
Numbers – Purchase
or Request Quote**

Search Manuals

Enter part number or description to find parts manual or lookup part numbers

* Part #

* Model

Serial

Part Number

Submit

**Can't Find Part or
Manual? Request Help
by Manufacturer,
Model & Description**

Parts Order Form

Please fill in the following information:

Manufacturer:

Model:

Description:

Part Number:

Quantity:

Unit Price:

Total Price:

Customer Name:

Company:

Address:

City:

State:

Zip:

Phone:

Fax:

E-mail:

Comments:

Discount-Equipment.com is your online resource for quality parts & equipment.

Florida: **561-964-4949** Outside Florida TOLL FREE: **877-690-3101**

Need parts?

Click on this link: <http://www.discount-equipment.com/category/5443-parts/> and choose one of the options to help get the right parts and equipment you are looking for. Please have the machine model and serial number available in order to help us get you the correct parts. If you don't find the part on the website or on one of the online manuals, please fill out the request form and one of our experienced staff members will get back to you with a quote for the right part that your machine needs.

We sell worldwide for the brands: Genie, Terex, JLG, MultiQuip, Mikasa, Essick, Whiteman, Mayco, Toro Stone, Diamond Products, Generac Magnum, Airman, Haulotte, Barreto, Power Blanket, Nifty Lift, Atlas Copco, Chicago Pneumatic, Allmand, Miller Curber, Skyjack, Lull, Skytrak, Tsurumi, Husquvarna Target, Stow, Wacker, Sakai, Mi-T-M, Sullair, Basic, Dynapac, MBW, Weber, Bartell, Bennar Newman, Haulotte, Ditch Runner, Menegotti, Morrison, Contec, Buddy, Crown, Edco, Wyco, Bomag, Laymor, EZ Trench, Bil-Jax, F.S. Curtis, Gehl Pavers, Heli, Honda, ICS/PowerGrit, IHI, Partner, Imer, Clipper, MMD, Koshin, Rice, CH&E, General Equipment, Amida, Coleman, NAC, Gradall, Square Shooter, Kent, Stanley, Tamco, Toku, Hatz, Kohler, Robin, Wisconsin, Northrock, Oztec, Toker TK, Rol-Air, APT, Wylie, Ingersoll Rand / Doosan, Innovatech, Con X, Ammann, Mecalac, Makinex, Smith Surface Prep, Small Line, Wanco, Yanmar

LIGHT EQUIPMENT

ELIMINATE PASSES

There is Ammann light compaction equipment for your most open – and tightest – jobsites. Regardless of the Ammann compaction tool utilised, you'll find compaction power built into an efficiently sized, easy-to-operate machine.



ATR / ACR RAMMERS

ATR 30 | ATR 60 C | ATR 60 P | ATR 68 C | ATR 68 P
eATR 68 | ACR 70 D



APF VIBRATORY PLATES

Forward moving

APF 10/33 | eAPF 12/40 | eAPF 12/50 | APF 12/40 | APF 12/50
eAPF 15/40 | eAPF 15/50 | APF 15/40 | APF 15/50 | APF 20/50



APA ADD-ON COMPACTORS

APA 20/30 | APA 20/40
APA 55/46 | APA 55/56 | APA 55/64
APA 72/74 | APA 90/110 | APA 110/110



APR VIBRATORY PLATES

Reversible

eAPR 20/40 | APR 22/40 | APR 25/40 | APR 25/50
APR 30/50 | APR 30/60
APR 40/60 | APR 52/75 | APR 58/75



APH VIBRATORY PLATES

Fully hydrostatic reversible

APH 50/75 | APH 55/75
APH 60/85 | APH 65/85 | eAPR 70/95
APH 85/95 | APH 110-95



ARW WALK-BEHIND ROLLER

ARW 65 | ARW 65-S



ARR TRENCH ROLLERS

ARR 1575-2 | ARR 1575

APPLICATIONS

√ = SUITABLE
o = SUITABLE WITH RESTRICTIONS
– = NOT SUITABLE

MACHINE MODEL	THICK PAVEMENT BLOCKS > 10 cm	SMALL PAVEMENT BLOCKS < 10 cm	ASPHALT WITH WATER SPRINKLER SYSTEM	SAND / GRAVEL	MIXED SOIL	COHESIVE SOIL	HUMID SOIL	ROCKFILL
ATR 30	–	–	–	20 cm (7.9 in)	20 cm (7.9 in)	25 cm (9.8 in)	20 cm (7.9 in)	–
ATR 60 C	–	–	–	45 cm (17.7 in)	45 cm (17.7 in)	55 cm (21.6 in)	50 cm (19.7 in)	–
ATR 60 P	–	–	–	45 cm (17.7 in)	45 cm (17.7 in)	55 cm (21.6 in)	50 cm (19.7 in)	–
ATR 68 C	–	–	–	45 cm (17.7 in)	45 cm (17.7 in)	55 cm (21.6 in)	50 cm (19.7 in)	–
ATR 68 P	–	–	–	45 cm (17.7 in)	45 cm (17.7 in)	55 cm (21.6 in)	50 cm (19.7 in)	–
eATR 68	–	–	–	45 cm (17.7 in)	45 cm (17.7 in)	55 cm (21.6 in)	50 cm (19.7 in)	–
ACR 70 D	–	–	–	45 cm (17.7 in)	45 cm (17.7 in)	55 cm (21.6 in)	55 cm (21.6 in)	–
APF 10/33	–	√	√	10 cm (3.9 in)	10 cm (3.9 in)	o	o	–
eAPF 12/40	–	√	√	20 cm (7.9 in)	15 cm (5.9 in)	o	o	–
eAPF 12/50	–	√	√	20 cm (7.9 in)	15 cm (5.9 in)	o	o	–
APF 12/40	–	√	√	20 cm (7.9 in)	15 cm (5.9 in)	o	o	–
APF 12/50	–	√	√	20 cm (7.9 in)	15 cm (5.9 in)	o	o	–
eAPF 15/40	–	√	√	20 cm (7.9 in)	15 cm (5.9 in)	o	o	–
eAPF 15/50	–	√	√	20 cm (7.9 in)	15 cm (5.9 in)	o	o	–
APF 15/40	–	√	√	20 cm (7.9 in)	15 cm (5.9 in)	o	o	–
APF 15/50	–	√	√	15 cm (5.9 in)	10 cm (3.9 in)	o	o	–
APF 20/50	–	√	√	25 cm (9.8 in)	20 cm (7.9 in)	o	o	–
eAPR 20/40	–	√	o	25 cm (9.8 in)	20 cm (7.9 in)	o	o	–
APR 22/40	–	√	o	30 cm (11.8 in)	25 cm (9.8 in)	o	o	–
APR 25/40 & 25/50	o	√	√	35 cm (13.8 in)	30 cm (11.8 in)	o	o	–
APR 30/50 & 30/60	√	√	o	40 cm (15.7 in)	35 cm (13.8 in)	o	o	10 cm (3.9 in)
APR 40/60	√	√	o	45 cm (17.7 in)	40 cm (15.7 in)	o	20 cm (7.9 in)	15 cm (5.9 in)
APR 52/75	√	√	o	50 cm (19.7 in)	45 cm (17.7 in)	20 cm (7.9 in)	30 cm (11.8 in)	20 cm (7.9 in)
APR 58/75	√	o	o	55 cm (21.6 in)	50 cm (19.7 in)	25 cm (9.8 in)	40 cm (15.7 in)	25 cm (9.8 in)
APH 50/75	√	√	o	50 cm (19.7 in)	45 cm (17.7 in)	20 cm (7.9 in)	30 cm (11.8 in)	20 cm (7.9 in)
APH 55/75	√	√	o	50 cm (19.7 in)	45 cm (17.7 in)	25 cm (9.8 in)	30 cm (11.8 in)	20 cm (7.9 in)
APH 60/85	√	o	o	60 cm (23.6 in)	45 cm (17.7 in)	20 cm (7.9 in)	40 cm (15.7 in)	20 cm (7.9 in)
APH 65/85	√	–	o	55 cm (21.6 in)	60 cm (23.6 in)	35 cm (13.8 in)	50 cm (19.7 in)	30 cm (11.8 in)
eAPH 70/95	√	–	–	55 cm (21.6 in)	60 cm (23.6 in)	35 cm (13.8 in)	50 cm (19.7 in)	30 cm (11.8 in)
APH 85/95	√	–	o	50 cm (19.7 in)	65 cm (25.6 in)	40 cm (15.7 in)	50 cm (19.7 in)	30 cm (11.8 in)
APH 110-95	√	–	o	65 cm (25.6 in)	80 cm (31 in)	55 cm (21.6 in)	65 cm (25.6 in)	40 cm (15.7 in)
ARW 65	–	–	√	20 cm (7.9 in)	15 cm (5.9 in)	–	–	–
ARW 65 S	–	–	√	20 cm (7.9 in)	15 cm (5.9 in)	–	–	–
APA 20/30	o	o	–	35 cm (13.8 in)	30 cm (11.8 in)	40 cm (15.7 in)	40 cm (15.7 in)	o
APA 20/40	o	o	–	30 cm (11.8 in)	25 cm (9.8 in)	35 cm (13.8 in)	35 cm (13.8 in)	o
APA 55/46	o	o	–	55 cm (21.6 in)	60 cm (23.6 in)	65 cm (25.6 in)	60 cm (23.6 in)	o
APA 55/56	o	o	–	50 cm (19.7 in)	55 cm (21.6 in)	60 cm (23.6 in)	55 cm (21.6 in)	o
APA 55/64	o	o	–	45 cm (17.7 in)	50 cm (19.7 in)	55 cm (21.6 in)	50 cm (19.7 in)	o
APA 72/74	o	–	–	60 cm (23.6 in)	55 cm (21.6 in)	55 cm (21.6 in)	55 cm (21.6 in)	o
APA 90/110	o	–	–	80 cm (31 in)	90 cm (35.4 in)	100 cm (39.4 in)	90 cm (35.4 in)	o
APA 110/110	o	–	–	85 cm (33.6 in)	90 cm (35.4 in)	100 cm (39.4 in)	90 cm (35.4 in)	o
ARR 1575	–	–	–	25 cm (9.8 in)	25 cm (9.8 in)	20 cm (7.9 in)	20 cm (7.9 in)	–
ARR 1575-2	–	–	–	20 cm (8 in)	15 cm (6 in)	10 cm (4 in)	8 cm (3 in)	–

Figures in cm represent theoretical compaction depth under ideal soil conditions (compaction capacities differ due to unpredictable soil conditions).

THICK PAVEMENT BLOCKS WITH VULCOLLAN MAT



SMALL PAVEMENT BLOCKS WITH VULCOLLAN MAT



SAND / GRAVEL MIXED SOIL



ASPHALT* / SAND / GRAVEL MIXED SOIL

*WITH WATER SPRINKLER SYSTEM



COHESIVE SOIL HUMID SOIL ROCKFILL



COHESIVE SOIL HUMID SOIL



ATR / ACR RAMMERS

Effortless operation and the best forward movement in the industry.

Ammann Rammers feature the best forward-movement in the industry, helping contractors in all applications work productively and ultimately achieve compaction targets.

The forward-moving ability makes them the tool of choice for contractors and rental agencies.

The rammers also are so easy to use that operators of all experience levels are able to perform productively. They are more comfortable, too, because of the reduced-vibration handle. That lessens fatigue and ultimately proves to be another productivity booster.

Applications

- Compaction in confined areas
- Earthworks
- Asphalt and paving applications
- Light to medium patchwork
- Pipeline and trench construction
- Landscaping and gardening

PRODUCTIVITY

Precise weight balance

Easy machine guidance during operation.

High compaction power

Ensures compaction under difficult conditions and when working on challenging materials.

Multiple shoe choices

Varied rammer shoes provide a match for every application.

Long service life of engines and machines

Machine can be used for longer.

Flexible fuel selection is possible

Both petrol and diesel engines are available.

Premium and Classic lines

Customer chooses the best fit.

ERGONOMICS

Low hand-arm vibration values

The operator is protected against hand-arm vibration syndrome, previously known as vibration "white finger," even during long periods of use.

Open guide handle

Clear view of the rammer shoe at all times during operation and easy to operate from all sides.

Height-adjustable machine

Guide pipe and guide handle can be adjusted for comfortable operation.

SERVICEABILITY

Tool-free daily inspection

Daily maintenance possible without any tools.

Robust design

Protective casing and high-quality components extend machine life.

Air filters with self-cleaning effect and optionally available cyclone pre-filter

Long machine service life with optimum life cycle costs.

"eATR RAMMER:
UNLEASH THE FORCE
OF COMPACTION,
RIVALING ITS
PETROL
COUNTERPART!"





ATR 30
Petrol



ATR 60 C
Petrol



ATR 60 P
Petrol

MACHINE WEIGHT	32 kg (70.5 lb)	62 kg (137 lb)	62 kg (137 lb)
FOOT WIDTH	80/130 mm (3/5 in)	280 mm (11 in)	280 mm (11 in)
MAX. CENTRIFUGAL FORCE	2 kN (450 lbf)	11.5 kN (2585 lbf)	11.5 kN (2585 lbf)
ENGINE OUTPUT AT RPM	0.95 kW (1.3 HP) 5000	2.2 kW (3 HP) 4300	2.7 kW (3.7 HP) 4300




ATR 68 C
Petrol



ATR 68 P
Petrol



eATR 68
eDrive (battery)



ACR 70 D
Diesel

MACHINE WEIGHT	68 kg (150 lb)	68 kg (150 lb)	70 kg (154 lbs)	13 kN (2.9 lbf)
FOOT WIDTH	280 mm (11 in)	280 mm (11 in)	280 mm (11 in)	280 mm (11 in)
CENTRIFUGAL FORCE	13 kN (2922 lbf)	13 kN (2922 lbf)	13.5 kN (3035 lbf)	16 kN (3597 lbf)
ENGINE OUTPUT AT RPM	2.2 kW (3 HP) 4300	2.7 kW (3.7 HP) 4300	2.2 kW (2.9 HP) 3600	3.2 kW (4.3 HP) 3250

PLEASE CONTACT YOUR LOCAL SALES REPRESENTATIVE
FOR PRODUCT AVAILABILITY IN YOUR MARKET.

eATR 68

eDrive

eMISSION

- Zero-emission machine reduces ecological impact
- Battery-powered
- Maximum efficiency/economy
- Work in confined spaces
- Meet all emissions standards

Battery

- Durable
- Fast and simple charging
- Battery pack interchangeable with other Ammann e-plates
- Long-lasting battery pack, with optimal safety, exchanged within seconds



VIBRATORY PLATES

Vibratory plate for every application

Ammann Vibratory Plate Compactors are ready for any situation. The product line ranges from a light 54 kg to a much heavier 877 kg – with many models in between.

All Ammann plates are easy to operate, making them ideal for rental fleets. They also are versatile, with an ability to easily adjust to varied applications. Many are available with diesel or petrol engines. When it comes to production, some of these machines move as quickly as soil compactors. They are high-climbers, too, with various models performing on grades as steep as 30 per cent.

Applications

- Compaction in confined areas
- Earthworks
- Asphalt and paving applications
- Light to medium patchwork
- Road and rail construction
- Pipeline and trench construction
- Landscaping and gardening

Ammann Vibratory Plate Compactors are divided into three categories



APF-SERIES

Forward moving vibratory plates



APR-SERIES

Reversible vibratory plates



APH-SERIES

Fully hydrostatic reversible vibratory plates



Control

The vibratory plates have different exciter systems but a common thread runs through all: easy operator control. That includes when changing directions or working on steep grades.

“ WITH IT'S WIDE RANGE
OF VIBRATORY PLATES
AMMANN OFFERS
THE PERFECT PLATE FOR
EVERY APPLICATION ”



Versatility for the rental market

Ammann Vibratory Plates provide a great range of weights and varied vibratory features to match many applications. The compact machine dimensions and easy upkeep make it ideal for rental companies as well as contractors and landscapers.



The handle

The standard guide handle is vibration isolated to reduce stress on the operator. It also is foldable and removable, a crucial feature when working in confined areas or during transport.

APF VIBRATORY PLATES

Forward moving vibratory plates

PRODUCTIVITY

Large exciter unit

Boosts power, speed, climbing ability and machine life.

Toolless mountable water tanks

Enable simple refilling.

Toolless mountable rubber mats

Provide quick changes when it's time for a new application.

ERGONOMICS

Low-vibration guide handle

Industry-leading HAV values below 2.5 m/sec² protect operator and eliminate need for time-consuming record keeping.

Quick and easy mounting of options (water tank, Vulcolan mat, transport wheels)

Make the most of operator and machine time.

Machine frame that enables secure grip

Helps the operator control the machine, even in difficult spaces and confined areas.

SERVICEABILITY

Maintenance-free exciter system

Reduces wear and maintenance costs.

Full engine frame

Protects against damage on the jobsite or during transport.

Toolless daily maintenance

Fast and convenient for optimal uptime.



Battery

- Long-lasting
- Quick exchanges
- Safe charging, fast and simple
- Exchangeable with Ammann eRammers

eMISSION

- Zero-emission machine reduces ecological impact
- Battery-powered
- Maximum efficiency/economy
- Work in confined spaces
- Meet all emissions standards

**“eAPF VIBRATORY PLATE:
POWER-PACKED
PERFORMANCE,
MATCHING THE OUTPUT
OF TRADITIONAL
PETROL MACHINES!”**



eAPF 12/40 - 12/50



APF 10/33
Petrol



APF 12/40
Petrol

APF 12/50
Petrol



eAPF 12/40
eDrive (battery)

eAPF 12/50
eDrive (battery)

MACHINE WEIGHT	55 kg (121 lb)	69 / 70 kg (152 / 154 lb)	72 / 73 kg (159 / 161 lb)	89 kg (196 lbs)	93 kg (203 lbs)
MACHINE WIDTH	330 mm (13.0 in)	400 mm (15.7 in)	500 mm (19.7 in)	400 mm (15.7 in)	500 mm (19.7 in)
MAX. VIBRATION FREQUENCY	100 Hz (6000 vpm)	98 Hz (5880 vpm)	98 Hz (5880 vpm)	100 Hz (6000 vpm)	100 Hz (6000 vpm)
MAX. CENTRIFUGAL FORCE	10.5 kN (2360 lbf)	12 kN (2698 lbf)	12 kN (2698 lbf)	12 kN (2698 lbf)	12 kN (2698 lbf)
ENGINE OUTPUT AT RPM	2.6 kW (3.5 HP) 3600	2.6 kW (3.5 HP) 3600	2.6 kW (3.5 HP) 3600	1.8 kW (2.4 HP) 3600	1.8 kW (2.4 HP) 3600



NEW

eAPF 15/40
eDrive (battery)

eAPF 15/50
eDrive (battery)



APF 15/40
Petrol

APF 15/50
Petrol

MACHINE WEIGHT	89 kg (196 lbs)	93 kg (203 lbs)	80 / 84 kg (176 / 185 lb)	84 / 88 kg (185 / 194 lb)
MACHINE WIDTH	400 mm (15.7 in)	500 mm (19.7 in)	400 mm (15.7 in)	500 mm (19.7 in)
MAX. VIBRATION FREQUENCY	98 Hz (5880 vpm)	98 Hz (5880 vpm)	100 Hz (6000 vpm)	100 Hz (6000 vpm)
MAX. CENTRIFUGAL FORCE	12 kN (2698 lbf)	12 kN (2698 lbf)	15 kN (3372 lbf)	15 kN (3372 lbf)
ENGINE OUTPUT AT RPM	1.8 kW (2.4 HP) 3600	1.8 kW (2.4 HP) 3600	2.6 / 3.8 kW (3.5 / 5.1 HP) 3600	2.6 / 3.8 kW (3.5 / 5.1 HP) 3600



APF 20/50
Petrol



APF 20/50
Diesel

MACHINE WEIGHT	88 kg (194 lb)	106 kg (234 lb)
MACHINE WIDTH	500 mm (19.7 in)	500 mm (19.7 in)
MAX. VIBRATION FREQUENCY	90 Hz (5400 vpm)	90 Hz (5400 vpm)
MAX. CENTRIFUGAL FORCE	20 kN (4496 lbf)	20 kN (4496 lbf)
ENGINE OUTPUT AT RPM	3.4 / 3.5 / 3.8 kW (4.6 / 4.7 / 5.1 HP) 3250	3.2 kW (4.3 HP) 3250

PLEASE CONTACT YOUR LOCAL SALES REPRESENTATIVE
FOR PRODUCT AVAILABILITY IN YOUR MARKET.



APF 12/40



APF 15/40



APF 20/50

APR VIBRATORY PLATES

Reversible vibratory plates

PRODUCTIVITY

Superior compaction performance

Powerful vibratory system generates high compaction forces for fast, comprehensive compaction.

Unmatched speed

Balanced base plate enables superior mobility and high working speed.

Hydrostatic steering control

Provides simple control and high accuracy, even in confined areas.

Optional paving pad

For careful work on paving blocks.

ERGONOMICS

Low-vibration guide handle

Industry-leading HAV values below 2.5 m/sec² protect operator and eliminate need for time-consuming record keeping.

Convenient guide handle

Ergonomically optimised for ideal machine control during the working shift.

Secure transport

Machine is easily secured during transport for convenience and safety.

SERVICEABILITY

Toolless daily inspection

Quick and easy, toolless daily inspection.

Low-wear exciter unit

Extended service intervals reduce customer service costs.

Simplified maintenance work

QR codes show proper maintenance and minimise downtime.

Protective frame and covers

Prevents damage to key components on the jobsite and during transport.



**NEW****eAPR 20/40**
eDrive (battery)**APR 22/40**
Petrol**APR 22/40**
Diesel**APR 25/40**
APR 25/50
Diesel**APR 30/50**
APR 30/60
Petrol**APR 30/50**
APR 30/60
Diesel

MACHINE WEIGHT	106 kg (234 lbs)	103 kg (227 lb)	121 kg (267 lb)	130/134 kg (287/295 lb)	198/201 kg (437/443 lb)	215/238 kg (474/525 lb)
MAX. WEIGHT WITH OPTIONS	122 kg (269 lb)	112 kg (247 lb)	133 kg (293 lb)	140/150 kg (309/331 lb)	207/212 kg (456/467 lb)	235/545 kg (518/467 lb)
MACHINE WIDTH	400 mm (15.7 in)	400 mm (15.7 in)	400 mm (15.7 in)	380 / 500 mm (15.0 / (19.7 in)	500 / 600 mm (23.6 / 19.7 in)	500 / 600 mm (23.6 / 19.7 in)
MAX. VIBRATION FREQUENCY	100 Hz (6000 vpm)	98 Hz (5880 vpm)	98 Hz (5880 vpm)	95 Hz (5700 vpm)	90 Hz (5400 vpm)	90 Hz (5400 vpm)
MAX. CENTRIFUGAL FORCE	20 kN (4496 lbf)	23 kN (5171 lbf)	23 kN (5171 lbf)	25 kN (5620 lbf)	32 kN (7194 lbf)	32 kN (7194 lbf)
ENGINE OUTPUT AT RPM	1.8 kW (2.4 HP) 3600	3.6 kW (4.8 HP) 3600	3.1 kW (4.2 HP) 3000	3.1 kW (4.2 HP) 3000	6 kW (8 HP) 3100	4.5 kW (6 HP) 2900

**APR 40/60**
Petrol**APR 40/60**
Diesel**APR 52/75**
Petrol - HONDA**NEW****APR 52/75**
Diesel - HATZ
E-Start**APR 52/75**
Diesel - HATZ
E-Start EPA

MACHINE WEIGHT	256 kg (564 lb)	269/290 kg (593/639 lb)	365 kg (805 lb)	397 kg (875 lb)	404 kg (891 lb)
MAX. WEIGHT WITH OPTIONS	-	279/290 kg (615/639 lb)	414 kg (913 lb)	447 kg (985 lb)	454 kg (1000 lb)
MACHINE WIDTH	600 mm (23.6 in)	600 mm (23.6 in)	450 / 600 / 750 mm (17.7 / 23.6 / 29.5 in)	450 / 600 / 750 mm (17.7 / 23.6 / 29.5 in)	450 / 600 / 750 mm (17.7 / 23.6 / 29.5 in)
MAX. VIBRATION FREQUENCY	65 Hz (3900 vpm)	65 Hz (3900 vpm)	65 Hz (3900 vpm)	65 Hz (3900 vpm)	65 Hz (3900 vpm)
MAX. CENTRIFUGAL FORCE	42 kN (9442 lbf)	42 kN (9442 lbf)	52.5 kN (11802 lbf)	52.5 kN (11802 lbf)	52.5 kN (11802 lbf)
ENGINE OUTPUT AT RPM	6 kW (8 HP) 3100	4.5 kW (6 HP) 2900	8.2 kW (11 HP) 3000	6.8 kW (9.1 HP) 2900	7.6 kW (10.2 HP) 3000

**APR 52/75**
Diesel - HATZ (DPF)
E-Start EPA**APR 58/75**
Petrol - HONDA**APR 58/75**
Diesel - HATZ
E-Start**APR 58/75**
Diesel - HATZ
E-Start EPA**APR 58/75**
Diesel - HATZ (DPF)
E-Start EPA

MACHINE WEIGHT	408 kg (899 lb)	418 kg (921 lb)	450 kg (992 lb)	453 kg (998 lb)	457 kg (1007 lb)
MAX. WEIGHT WITH OPTIONS	458 kg (1010 lb)	467 kg (1030 lb)	480 kg (1058 lb)	503 kg (1109 lb)	507 kg (1118 lb)
MACHINE WIDTH	450 / 600 / 750 mm (17.7 / 23.6 / 29.5 in)	450 / 600 / 750 mm (17.7 / 23.6 / 29.5 in)	450 / 600 / 750 mm (17.7 / 23.6 / 29.5 in)	450 / 600 / 750 mm (17.7 / 23.6 / 29.5 in)	450 / 600 / 750 mm (17.7 / 23.6 / 29.5 in)
MAX. VIBRATION FREQUENCY	65 Hz (3900 vpm)	65 Hz (3900 rpm)	65 Hz (3900 rpm)	65 Hz (3900 rpm)	65 Hz (3900 rpm)
MAX. CENTRIFUGAL FORCE	52.5 kN (11802 lbf)	58 kN (13039 lbf)	58 kN (13039 lbf)	58 kN (13039 lbf)	58 kN (13039 lbf)
ENGINE OUTPUT AT RPM	7.6 kW (10.2 HP) 3000	8.2 kW (11 HP) 3000	6.8 kW (9.1 HP) 2900	7.6 kW (10.2 HP) 3000	7.6 kW (10.2 HP) 3000

PLEASE CONTACT YOUR LOCAL SALES REPRESENTATIVE
FOR PRODUCT AVAILABILITY IN YOUR MARKET.

APH VIBRATORY PLATES

Fully hydrostatic reversible vibratory plates

PRODUCTIVITY

Triple-shaft technology

Industry-leading gradeability and optimal operation, even on wet and cohesive substrate.

Superior compaction performance

Powerful vibratory unit that generates high compaction output for fast compaction and consistent coverage.

Fully hydraulic drive

Best-in-class machine control with high accuracy, even in confined areas.

ERGONOMICS

Low-vibration guide handle

Industry-leading HAV values below 2.5 m/sec² protect operator and eliminate need for time-consuming record keeping.

Convenient Orbitrol control

Ergonomically optimized for perfect machine control during working shift.

Secure transport

Simple machine fixation and higher safety during transport.

SERVICEABILITY

Tool-free daily inspection

Daily maintenance possible without tools.

Hydraulic drive

Lower downtime than conventional mechanical drive.

Protective frame and covers

Protects all key components against damage on the jobsite or during transport.



COMPACTION TECHNOLOGY

Intelligent Ground Compaction
for APH Vibratory plates



Compaction technology

The APH vibratory plates can be equipped with the well-known Ammann ACE (Ammann Compaction Expert) system, developed for larger Ammann compactors but adjusted to fit the APH line. ACE continuously monitors compaction levels to the operator, boosting efficiencies – especially when compacting large areas.



Triple-shaft exciter system

Ammann developed a triple-shaft exciter system for its APH products, the largest offered. This makes the machines easier to operate while increasing the power and compaction forces. The system keeps plate movement consistent, which in turn enables smooth travel – even through heavy, cohesive soils – and helps effortlessly overcome steep grades. APH machines even can climb while backfilling saturated areas – work that can leave competitive products at a standstill.

PLEASE CONTACT YOUR LOCAL SALES REPRESENTATIVE
FOR PRODUCT AVAILABILITY IN YOUR MARKET.



APH 50/75



APH 55/75



APH 60/85



APH 65/85

	Diesel	Diesel	Diesel	Diesel
MACHINE WEIGHT	350 kg (772 lb)	362 kg (798 lb)	464 kg (1023 lb)	471 kg (1038 lb)
MAX. WEIGHT WITH OPTIONS	399 kg (880 lb)	410 kg (904 lb)	518 kg (1142 lb)	525 kg (1157 lb)
MACHINE WIDTH	450 / 600 / 750 mm (17.7 / 23.6 / 29.5 in)	450 / 600 / 750 mm (17.7 / 23.6 / 29.5 in)	550 / 700 / 850 mm (21.7 / 27.6 / 33.5 in)	550 / 700 / 850 mm (21.7 / 27.6 / 33.5 in)
MAX. VIBRATION FREQUENCY	70 Hz (4200 vpm)	70 Hz (4200 vpm)	69 Hz (4140 vpm)	55 Hz (3300 vpm)
MAX. CENTRIFUGAL FORCE	50 kN (11240 lbf)	55 kN (12364 lbf)	60 kN (13489 lbf)	65 kN (14613 lbf)
ENGINE OUTPUT AT RPM	7 kW (9.4 HP) 3200	7 kW (9.4 HP) 3200	10.1 kW (13.5 HP) 3000	10.1 kW (13.5 HP) 3000



eAPH 70/95



APH 85/95



APH 110/95

	eDrive (battery)	Diesel	Diesel
MACHINE WEIGHT	750 kg (1653 lb)	690 kg (1521 lb)	825 kg (1819 lb)
MAX. WEIGHT WITH OPTIONS	803 kg (1770 lb)	743 kg (1638 lb)	877 kg (1933 lb)
MACHINE WIDTH	650 / 800 / 950 mm (25.6 / 31.5 / 37.4 in)	650 / 800 / 950 mm (25.6 / 31.5 / 37.4 in)	650 / 800 / 950 mm (25.6 / 31.5 / 37.4 in)
MAX. VIBRATION FREQUENCY	54 Hz (3240 vpm)	52 Hz (3120 vpm)	48 Hz (2880 vpm)
MAX. CENTRIFUGAL FORCE	70 kN (15737 lbf)	85 kN (19109 lbf)	110 kN (24729 lbf)
ENGINE OUTPUT AT RPM	10.2 kW (13.7 HP) 2400	13.4 kW (18 HP) 2600	17.5 kW (23.5 HP) 3000





APA ADD-ON COMPACTORS

Small to Large add-on compactors for extra challenging jobs

Working on a particularly challenging compaction jobsite? It might be time for an Ammann Add-On Compactor.

The add-ons fit on excavators, which use their reach to compact in hard-to-access places such as deep, narrow trenches and particularly steep grades. They also can provide most other compaction machines for such applications.

Applications

- Pipeline construction
- Residential and industrial developments
- Embankment and slope compaction
- Narrow work spaces, manhole compaction
- Structure backfill work
- Landfill construction
- Railroad construction

PRODUCTIVITY

High compaction power

Enables compaction of large dumping heights.

Productive on slopes and steep grades

Compacts in areas that are too steep for common compaction machines.

Robust machine design

APA machines have a long service life.

ERGONOMICS

Quick coupling solutions

Enables faster switching between buckets and compactors.

Hazard free operation from a safe distance

Operators can compact materials without entering trenches. Machines and operators don't have to climb steep, slippery slopes.

Safe control from cab

Remote machine adjustment from the excavator cab.

SERVICEABILITY

Maintenance-free machine

No regular maintenance required.

Robust machine structure

Maximum protection of key components and hydraulic hoses.

Dual rubber buffers

More durable while eliminating vibration to other parts of the machine.

“THE QUICK COUPLING SYSTEM MAKES YOUR MACHINE READY FOR ACTION IN SECONDS, INCREASING YOUR PRODUCTIVITY ON A DAILY BASIS.”





APA 20/30



APA 20/40



APA 55/46



APA 55/56



APA 55/64

OPERATING WEIGHT CECE *	185 kg (408 lb)	195 kg (430 lb)	395 kg (871 lb)	410 kg (904 lb)	425 kg (937 lb)
WORKING WIDTH	300 mm (11.8 in)	400 mm (15.75 in)	460 mm (18.1 in)	560 mm (22 in)	640 mm (25.2 in)
MAX. VIBRATION FREQUENCY	60 Hz (3600 vpm)	60 Hz (3600 vpm)	45 Hz (2700 vpm)	45 Hz (2700 vpm)	60 Hz (3600 vpm)
MAX. CENTRIFUGAL FORCE	20 kN (4496 lbf)	20 kN (4496 lbf)	55 kN (12364 lbf)	55 kN (12364 lbf)	55 kN (12364 lbf)

* with mechanical rotator



APA 72/74



APA 90/110



APA 110/110

OPERATING WEIGHT CECE *	830 kg (1830 lb)	855 kg (1885 lb)	855 kg (1885 lb)
WORKING WIDTH	740 mm (29.1 in)	800 / 940 / 1100 mm (31.5 / 37 / 43.3 in)	800 / 940 / 1100 mm (31.5 / 37 / 43.3 in)
MAX. VIBRATION FREQUENCY	36 Hz (2160 vpm)	40 Hz (2400 vpm)	40 Hz (2400 vpm)
MAX. CENTRIFUGAL FORCE	72 kN (16186 lbf)	90 kN (20233 lbf)	110 kN (24729 lbf)

* with mechanical rotator

PLEASE CONTACT YOUR LOCAL SALES REPRESENTATIVE
FOR PRODUCT AVAILABILITY IN YOUR MARKET.



ARW WALK-BEHIND ROLLERS

Both soil and asphalt compaction from a single machine.

Ammann Walk-Behind Rollers combine two applications in a single machine. The operator chooses whether to utilise a high-amplitude setting for work on gravel / soil or a low-amplitude setting for asphalt and bituminous materials.

The walk-behind rollers are offered with two alternative diesel/ petrol engine types. Both deliver great power to the machine and fulfill global emission standards worldwide.

Applications

- Earthworks and asphalt applications
- Sidewalks / cycle paths construction & repair
- Sports grounds
- Agricultural roads construction & maintenance
- Forest access roads

PRODUCTIVITY

Soil and bitumen application

High-amplitude setting for work on gravel / soil

Low-amplitude setting for asphalt and bituminous materials

Factory-installed scrapers, sprinkling system and water tank for work on asphalt.

ERGONOMICS

Hydraulic drive

Ensures variable speed adjustment

Offers smooth starting / braking action

Low maintenance costs due to hydrostatic drive and vibration

Two amplitudes

High amplitude (0.3 mm/0.01 in) for substructure

Low amplitude (0.15 mm/0.005 in) for asphalt

SERVICEABILITY

Efficiency on edges

Clearance on both drum sides allows compaction work close to obstacles.

No time-consuming reworking on edges is needed.

Safety first

Safety handle stops machine when operator releases grip.

Safety handle moves to "forward" when machine works too close to operator while in reverse mode.

In reverse mode the roller's reverse speed limit is set to 2.6 km/h (1.6 mph)

"THE CONTROL HANDLE CAN BE USED TO MOVE THE MACHINE SMOOTHLY TO THE LEFT, RIGHT, FORWARD AND BACK."





ARW 65-S

ARW 65-S


ARW 65-S

ARW 65

ARW 65

	Hatz	Yanmar	Honda	Hatz	Yanmar
OPERATING WEIGHT CECE	812 kg (1790 lb)	793 kg (1748 lb)	777 kg (1713 lb)	703 kg (1550 lb)	684 kg (1508 lb)
MAX. OPERATING WEIGHT (WITH ELECTRIC START & OPTIONS)	822 kg (1812 lb)	800 kg (1764 lb)	784 kg (1728 lb)	713 kg (1572 lb)	694 kg (1530 lb)
DRUM WIDTH	650 mm (25.6 in)	650 mm (25.6 in)	650 mm (25.6 in)	650 mm (25.6 in)	650 mm (25.6 in)
MAX. VIBRATION FREQUENCY	65 Hz (3900 vpm)	65 Hz (3900 vpm)	65 Hz (3900 vpm)	65 Hz (3900 vpm)	65 Hz (3900 vpm)
MAX. CENTRIFUGAL FORCE	14 / 23 kN (3147 / 5171 lbf)	14 / 23 kN (3147 / 5171 lbf)	14 / 23 kN (3147 / 5171 lbf)	14 / 23 kN (3147 / 5171 lbf)	14 / 23 kN (3147 / 5171 lbf)
ENGINE OUTPUT AT RPM	6.4 kW (8.6 HP) 2800	6.1 kW (8.2 HP) 2800	7.8 kW (10.5 HP) 2800	6.4 kW (8.6 HP) 2800	6.1 kW (8.2 HP) 2800

PLEASE CONTACT YOUR LOCAL SALES REPRESENTATIVE
FOR PRODUCT AVAILABILITY IN YOUR MARKET.



ARR TRENCH ROLLERS

Tackle stubborn soils.

Trench rollers, also called multipurpose compactors, perform well in cohesive soil types, such as clays, that can be very difficult to compact. The Trench Roller 1575 are able to overcome the high moisture content in clays through their extreme compaction energy and the kneading effect of their padfoot drums.

Applications

- Pipeline construction
- Commercial, residential and industrial development
- Structure backfill work
- Confined work spaces
- Airport construction
- Electric and cable installation
- Dumpsites and landfills
- Subbase of roads

PRODUCTIVITY

Two-stage vibrator

Two different settings of amplitudes and compaction performance enable varied machine usage on constructions sites.

Articulated joint with oscillation

Great manoeuvrable properties with permanent ground contact.

Drum extensions

Easily changeable drum working widths for different job sites.

ERGONOMICS

Infrared remote control

Safest solution; operator must have directly visibility for the machine to run.

Solar power cells

Machine is always ready to work without additional remote control charging.

Automatic pairing of machine control

Automatically determines the right communication frequency.

SERVICEABILITY

Maintenance-free parts

Reduce time required for machine maintenance and prevent damage to components.

Tool-free daily inspection

Daily maintenance possible without tools.

Bolted frame

Clever solution for quick and easy machine servicing.

ACE



- Continuous compaction measurement system
- Compaction progress simply indicated via LED
- Removes guesswork from the compaction equation and avoid unnecessary passes
- Mounted on the machine
- Can measure compaction at any point on-site



“THE MACHINES PERFORM EFFECTIVELY AND QUICKLY ON LESS CHALLENGING SOILS, TOO.”



ARR 1575-2



ARR 1575

OPERATING WEIGHT	1480/1595 kg (3263/3516 lb)	1340 / 1440 kg (2950/3170 lb)
DRUM WIDTH	600/860 mm (23.6/33.9 in)	640 / 850 mm (25.2/33.5 in)
MAX. VIBRATION FREQUENCY	40 Hz (2400 vpm)	40 Hz (2400 vpm)
MAX. VIBRATION AMPLITUDE	1.2/0.6 mm (0.047/0.024 in)	1.1 / 0.6 mm (0.043/0.024 in)
MAX. CENTRIFUGAL FORCE	72/34 kN (16186/7644 lbf)	75 / 36 kN (16860/8093 lbf)
ENGINE OUTPUT AT RPM	15.6 kW (21 HP) 2400	14.6 kW (20 HP) 2400

PLEASE CONTACT YOUR LOCAL SALES REPRESENTATIVE
FOR PRODUCT AVAILABILITY IN YOUR MARKET.



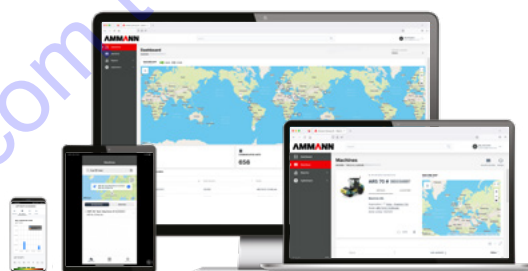


DELIVERING THE DATA THAT MATTERS

SERVICELINK

Ammann ServiceLink is a digital data management tool that provides customers with the information they want the most: machine location, battery status and hours. Data transfer is automatic thanks to new hardware, and access to the information is only a click away.

Manage your equipment – anytime, anywhere – with Ammann ServiceLink. This comprehensive fleet system provides key data for light compaction equipment, heavy compaction machines and asphalt pavers. You can choose which machines to track.



HIGHLIGHTS

- Supplies machine location, operating hours, battery status
- Requires no subscription fees for the first 3 years on Ammann Light Equipment
- Provides one-click access to data
- Reliably transmits data from machines, no matter where they are
- Compatible with all machines produced by Ammann or other manufacturers
- Streamlines fleet upgrades (retrofit option)
- Easy to install

DOWNLOAD THE MOBILE APP OR USE THE DESKTOP APPLICATION

- ServiceLink Mobile App
Manage your equipment – anytime and anywhere.
- ServiceLink Web Portal
Organize and manage multiple construction sites in the workplace.



App Store



Google Play

Go to MyAmmann.com for Ammann ServiceLink Web Portal

SPARE PARTS

You can only earn money when your equipment is working. That's why Ammann does everything possible to ensure you have the parts where and when you need them. Those efforts include easy online ordering to avoid confusion and enable tracking, and efficient logistics and availability to help parts reach you quickly.

WEARING KITS

Some machines handle abrasive materials in demanding applications. While wear is inevitable, downtime can be limited. Wearing kits make replacement of these parts efficient and cost-effective. All the necessary parts – big and small – are in a single box to keep you organised and efficient and to ensure the machines are quickly back up and running.

EMERGENCY KITS

Emergency kits prevent little frustrations from becoming bigger issues that can shut down a machine and even a jobsite. These kits include parts such as switches, fuses and valve coils that are simple and fast to change yet still can cause significant problems if not operating properly. The kits easily fit in the trunk or bed of a vehicle so they're on hand when needed. A crew-member with a bit of technical knowledge can handle this work on the jobsite. These repairs take 2 hours or less.



MAINTENANCE KITS

Preventive maintenance is crucial to efficient operation and service life of machines. The easier the maintenance, the more likely it is to be completed. Maintenance kits make the upkeep simple. Parts associated with a particular maintenance process are in a single box with a single part number.

BROCHURE WITH ALL KITS

We have a prospect with all kits, and their part numbers are available for you. Just contact your parts consultant and have a digital or hardcopy sent to you.



AMMANN'S GLOBAL PRESENCE

An Innovative, Sustainable Business

Ammann is a world-leading supplier of mixing plants, machines and services to the construction industry, with core expertise in road-building and transportation infrastructure. We are committed to sustainability – in both the products we make and the ways we make them.

Our strengths are the forthcoming approach of a family firm that has been operating for many years, coupled with our strong and well-established international presence. Since 1869, we have been setting benchmarks in the road-building industry, thanks to countless innovations and solutions that are as competitive as they are dependable.

True to our motto, "Productivity Partnership for a Lifetime," we gear our activities to the needs and requirements of our customers around the globe. Plants and machines that consistently prove their merits under demanding conditions are the best way to give our customers the critical, competitive edge they need.

Our reliable, punctual service network provides the essential spare parts that keep our customers working – and supports the plants and machines throughout their lifetimes.

200+ AGENCIES & SALES PARTNERS

20 REGIONAL SALES OFFICES & SUBSIDIARIES

14 MANUFACTURING FACILITIES & CENTRE OF COMPETENCE

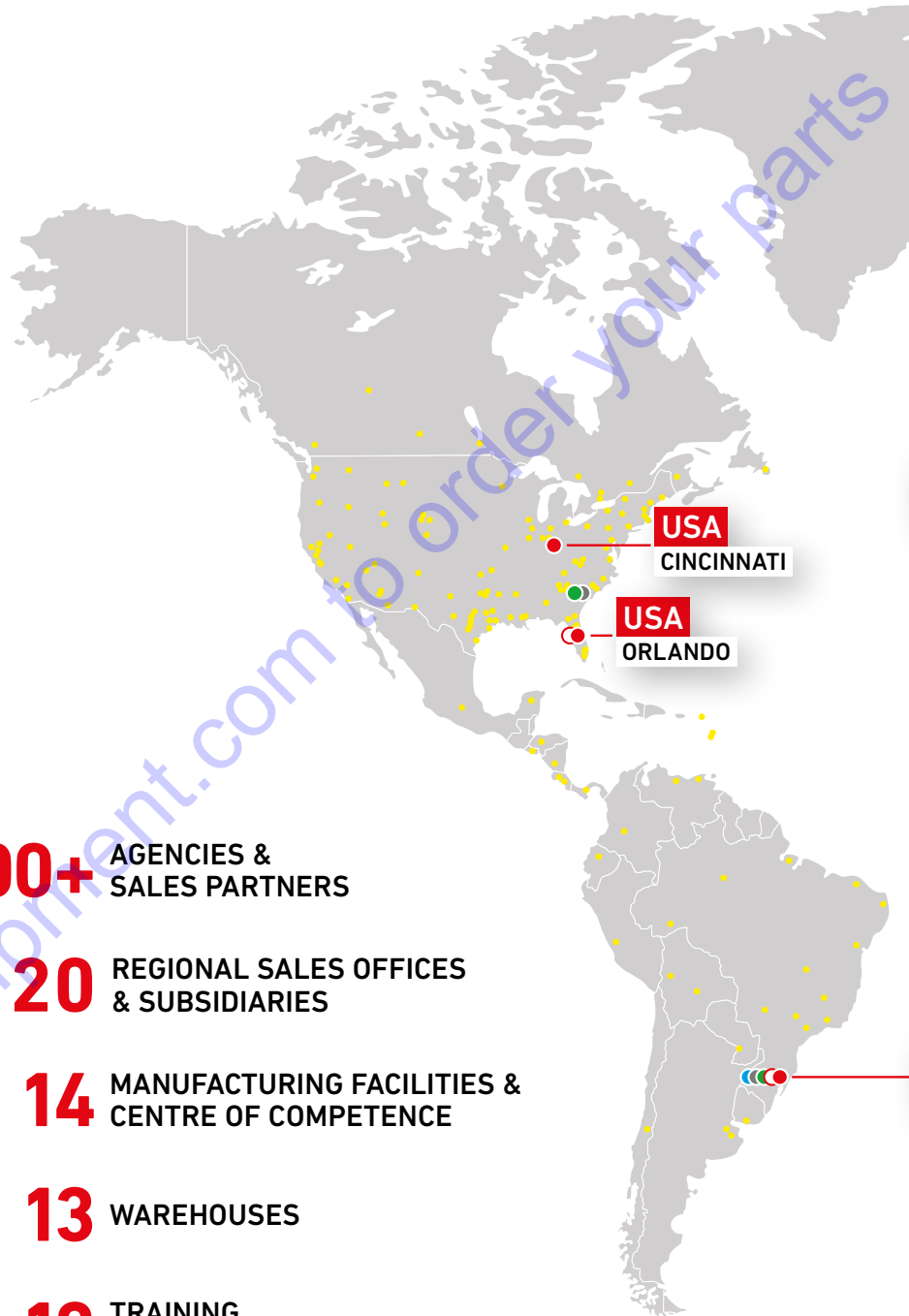
13 WAREHOUSES

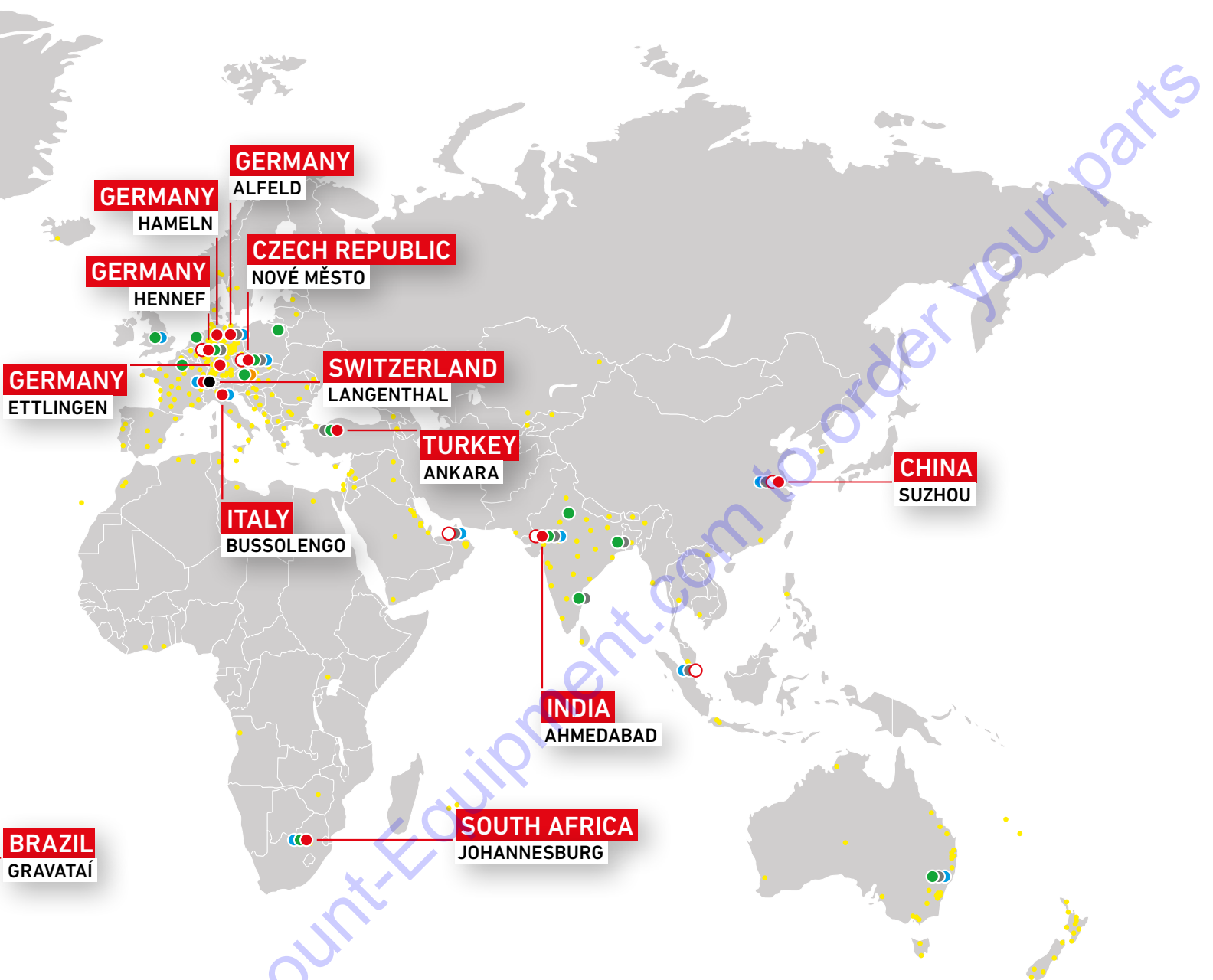
12 TRAINING CENTRES



PLANTS

ASPHALT-MIXING PLANTS
CONCRETE-MIXING PLANTS





GLOBAL DISTRIBUTION & SERVICE NETWORK

- HEADQUARTERS
- REGIONAL SALES OFFICES
- SUBSIDIARIES
- AGENCIES & SALES PARTNERS
- MANUFACTURING FACILITIES & CENTRE OF COMPETENCE
- GLOBAL RETROFIT CENTRE
- WAREHOUSES
- TRAINING CENTRES



MACHINES

LIGHT COMPACTION
SOIL & ASPHALT COMPACTION
ASPHALT PAVERS

TO PURCHASE THIS PRODUCT PLEASE CONTACT US



**Equipment Financing and
Extended Warranties Available**



**Discount-Equipment.com is your online resource for
commercial and industrial quality parts and equipment sales.**

561-964-4949

visit us on line @ www.discount-equipment.com

Select an option below to find your Equipment

Search by Manufacturer

Search by Product Type

Request a Quote

We sell worldwide for the brands: Genie, Terex, JLG, MultiQuip, Mikasa, Essick, Whiteman, Mayco, Toro Stone, Diamond Products, Generac Magnum, Airman, Haulotte, Barreto, Power Blanket, Nifty Lift, Atlas Copco, Chicago Pneumatic, Allmand, Miller Curber, Skyjack, Lull, Skytrak, Tsurumi, Husquvarna Target, Stow, Wacker, Sakai, Mi-T-M, Sullair, Basic, Dynapac, MBW, Weber, Bartell, Bennar Newman, Haulotte, Ditch Runner, Menegotti, Morrison, Contec, Buddy, Crown, Edco, Wyco, Bomag, Laymor, EZ Trench, Bil-Jax, F.S. Curtis, Gehl Pavers, Heli, Honda, ICS/PowerGrit, IHI, Partner, Imer, Clipper, MMD, Koshin, Rice, CH&E, General Equipment, Amida, Coleman, NAC, Gradall, Square Shooter, Kent, Stanley, Tamco, Toku, Hatz, Kohler, Robin, Wisconsin, Northrock, Oztec, Toker TK, Rol-Air, APT, Wylie, Ingersoll Rand / Doosan, Innovatech, Con X, Ammann, Mecalac, Makinex, Smith Surface Prep, Small Line, Wanco, Yanmar

PARTS FINDER

**Search Website
by Part Number**



**Search Manual
Library For Parts
Manual & Lookup Part
Numbers – Purchase
or Request Quote**

Search Manuals

Enter the serial number or part number to search for parts.

* Part #

* Model

Serial

Part Number

Submit

**Can't Find Part or
Manual? Request Help
by Manufacturer,
Model & Description**

Parts Order Form

Please fill in the following information:

Manufacturer:

Model:

Description:

Quantity:

Part Number:

Part Name:

Part Description:

Part Location:

Part Condition:

Part Status:

Part Notes:

Submit

Discount-Equipment.com is your online resource for quality parts & equipment.

Florida: **561-964-4949** Outside Florida TOLL FREE: **877-690-3101**

Need parts?

Click on this link: <http://www.discount-equipment.com/category/5443-parts/> and choose one of the options to help get the right parts and equipment you are looking for. Please have the machine model and serial number available in order to help us get you the correct parts. If you don't find the part on the website or on one of the online manuals, please fill out the request form and one of our experienced staff members will get back to you with a quote for the right part that your machine needs.

We sell worldwide for the brands: Genie, Terex, JLG, MultiQuip, Mikasa, Essick, Whiteman, Mayco, Toro Stone, Diamond Products, Generac Magnum, Airman, Haulotte, Barreto, Power Blanket, Nifty Lift, Atlas Copco, Chicago Pneumatic, Allmand, Miller Curber, Skyjack, Lull, Skytrak, Tsurumi, Husquvarna Target, Stow, Wacker, Sakai, Mi-T-M, Sullair, Basic, Dynapac, MBW, Weber, Bartell, Bennar Newman, Haulotte, Ditch Runner, Menegotti, Morrison, Contec, Buddy, Crown, Edco, Wyco, Bomag, Laymor, EZ Trench, Bil-Jax, F.S. Curtis, Gehl Pavers, Heli, Honda, ICS/PowerGrit, IHI, Partner, Imer, Clipper, MMD, Koshin, Rice, CH&E, General Equipment, Amida, Coleman, NAC, Gradall, Square Shooter, Kent, Stanley, Tamco, Toku, Hatz, Kohler, Robin, Wisconsin, Northrock, Oztec, Toker TK, Rol-Air, APT, Wylie, Ingersoll Rand / Doosan, Innovatech, Con X, Ammann, Mecalac, Makinex, Smith Surface Prep, Small Line, Wanco, Yanmar



www.discount-equipment.com