



People. Passion. Performance.

**Discount
Equipment**

www.discount-equipment.com

TO PURCHASE THIS PRODUCT PLEASE CONTACT US



**Equipment Financing and
Extended Warranties Available**



**Discount-Equipment.com is your online resource for
commercial and industrial quality parts and equipment sales.**

561-964-4949

visit us on line @ www.discount-equipment.com

Select an option below to find your Equipment

Search by Manufacturer

Search by Product Type

Request a Quote

We sell worldwide for the brands: Genie, Terex, JLG, MultiQuip, Mikasa, Essick, Whiteman, Mayco, Toro Stone, Diamond Products, Generac Magnum, Airman, Haulotte, Barreto, Power Blanket, Nifty Lift, Atlas Copco, Chicago Pneumatic, Allmand, Miller Curber, Skyjack, Lull, Skytrak, Tsurumi, Husquvarna Target, Stow, Wacker, Sakai, Mi-T-M, Sullair, Basic, Dynapac, MBW, Weber, Bartell, Bennar Newman, Haulotte, Ditch Runner, Menegotti, Morrison, Contec, Buddy, Crown, Edco, Wyco, Bomag, Laymor, EZ Trench, Bil-Jax, F.S. Curtis, Gehl Pavers, Heli, Honda, ICS/PowerGrit, IHI, Partner, Imer, Clipper, MMD, Koshin, Rice, CH&E, General Equipment, Amida, Coleman, NAC, Gradall, Square Shooter, Kent, Stanley, Tamco, Toku, Hatz, Kohler, Robin, Wisconsin, Northrock, Oztec, Toker TK, Rol-Air, APT, Wylie, Ingersoll Rand / Doosan, Innovatech, Con X, Ammann, Mecalac, Makinex, Smith Surface Prep, Small Line, Wanco, Yanmar

CHICAGO PNEUMATIC

People. Passion. Performance.

Introduction

The Chicago Pneumatic Brand offers a complete line of Construction Equipment designed to handle a broad range of applications.

Each Chicago Pneumatic (CP) tool is easy to use, comfortable to hold and operates at top performance over an unusually long life. CP equipment is reliable and easy to maintain.

Chicago Pneumatic distributors are construction equipment experts who can precisely match the performance characteristics of CP equipment to your specific job requirements.

For equipment, parts and accessory information, and for service contact a CP distributor nearest you. Find them listed on the web at www.cp.com or by calling a customer service representative toll-free at 800-760-4049.



A History of Unequaled Quality



Chicago Pneumatic (CP) has over 120 years as a pioneer and market leader in the pneumatic tool industry. When the company incorporated more than a century ago, pneumatic tools were a revolutionary new technology. J.W. Duntley, an ambitious foreman in a Milwaukee foundry, recognized the potential in these tools and set out to pursue his American dream.

With keen intellect and little money, he partnered with young steel tycoon Charles Schwab to manufacture and market air tools under the Chicago Pneumatic name.

At that time, most manufacturers specialized in creating only one type of tool. Duntley realized that if Chicago Pneumatic could manufacture and sell a complete line of pneumatic tools, it could provide superior service. In a sense, he had the vision for one-stop shopping for the pneumatic tool industry long before it became the norm.

He did not, however, realize his company would have such an impact on the world. As the industry's most experienced manufacturer, Chicago Pneumatic has developed tools that were used to build and maintain some of the world's most recognizable landmarks. CP impact wrenches and rivet busters were used to construct iconic and engineering marvels such as the Empire State Building and the Golden Gate Bridge. The company's concrete vibrators were partially responsible for the construction of the Hoover Dam, one of America's "seven modern civil engineering wonders"



When the United States found itself embroiled in World War II, CP produced the tools necessary to fabricate, assemble and maintain the nation's military equipment. And in addition to helping the nation's defense, one Chicago Pneumatic tool became part of an icon that symbolizes American character and courage. In the painting "Rosie the Riveter", by legendary illustrator Norman Rockwell, the well-recognized factory worker eats her lunch with a CP riveting hammer lying on her lap.

Chicago Pneumatic continued to expand its global business as the century progressed, and even began making its mark on space travel. During the late 1960s and early 70s, in the Apollo program, the United States sent men into space and explored the moon. What is arguably the most technologically advanced organization in the world depended on Chicago Pneumatic tools for the safety of the astronauts. NASA used Chicago Pneumatic's air motors in the Apollo space capsules, employing them to rotate the capsules upon their return to Earth, ensuring that the exit hatches faced up and out of the sea, making exit safe for the astronauts.



J.W. Duntley signed the incorporation papers for Chicago Pneumatic Tool Company in New Jersey in December of 1901. More than one hundred twenty years ago, he could not have known that the tools his company crafted would help to build at least four of the "Top Ten Construction Achievements" of the 20th century. Nevertheless, perhaps he did realize, all those years ago, that the brand he built and the commitment to quality he instilled would make CP tools the first choice of generations of people around the world.

Table of Contents

Pneumatic Tools

Hoses & Accessories	4
Pneumatic Breakers	8
Rivet Busters	14
Chipping Hammers	18
Clay Diggers & Picks	23
Scabblers	25
Backfill Tampers	26
Combi Drills/Hammers	27
Sinker Drills	30

Gas Powered Breakers

35

Hydraulic Tools

Power Packs	36
Pick Hammers & Breakers	37
Cut Off Saws & Core Drills	41
Post Drivers	42
Post Pullers	43
Hydraulic Line Accessories	44

Portable Compressors

45

Aftermarket

59

Hoses & Accessories

Chicago Pneumatic appreciates the opportunity to support our customers with a full line up of handheld pneumatic tools and accessories.

We offer the accessories and consumable parts needed to operate these tools safely and productively. Recommended accessories, safety items, spares, and consumables are shown specifically for each tool. Additionally, all of the tools will require items from the list below for proper operation:

Item Description	Part No.	Color	Inside dia.	Working PSI	Length
<u>Rubber Hose</u>					
3/4" X 50'	9238981490	Red	3/4"	250	50'
3/4" X 100'	9246020731	Red	3/4"	250	100'
1" X 50'	9753216835	Red	1"	200	50'
1" X 100'	9753216836	Red	1"	200	100'
<u>Red-X Hose (Lay Flat)</u>					
Red-X Hose (Lay Flat) 3/4" X 50' Assy	8900005008	Red	3/4"	290	50'
Red-X Hose (Lay Flat) 3/4" X 100' Assy	3310102589	Red	3/4"	290	100'
Red-X Hose (Lay Flat) 3/4" x 196' (Bulk)	8900005010	Red	3/4"	290	196'
Red-X Hose (Lay Flat) 3/4" X 328' (Bulk)	8900005011	Red	3/4"	290	328'
Red-X Hose (Lay Flat) 3/4" X 656' (Bulk)	8900005012	Red	3/4"	290	656'

Item Description	Part No.
<u>Hose Clamps & Couplings</u>	
Hose nipple for 3/4" Red-X Hose	9001000512
Hose clamp for 3/4" Red-X Hose	9000005000
Coupling - 1/2" NPT Female	9246020438
Coupling-3/4" NPT Female	9246020439
Coupling-1" NPT Female	9246020440
Coupling-1/2" NPT Male	9246020441
Coupling-3/4" NPT Male	9246020442
Coupling-1/2" Universal Hose End	9246020435
Coupling-3/4" Universal Hose End	9246020436
Coupling-1" Universal Hose End	9246020437
Coupling-for Bulk 3/4" Lay Flat	9001000512
Hose Clamp-1/2" 2-Bolts	9246020444
Hose Clamp-3/4" 2-Bolts	9246020445
Hose Clamp-1" 2-Bolts	9246020446
Hose Clamp - 2-Bolts for Bulk 3/4" Lay Flat	9000005000



Hoses & Accessories

Item Description	Part No.
------------------	----------

Whip Checks/OSHA Valve (Safety)

Whip Check - Hose-to-Hose Safety Cable	9246020485
Whip Check - Hose-to-Tool Safety Cable	9246020486
Whip Check - Pro - Hose-to-Hose Safety	3310102546
OSHA Valve (3/4)" Rated for 160 to 180 CFM OSHA requires an SCV to be installed at the source of the air supply to shut off the air automatically in case of hose failure.	1310030059
Spring Guard for 1/2" Whip Hose	9246020484

Silica Dust Suppression

Universal - Dust Control Water Mist Kit (Garden Hose Required)	9753300015
--	------------

Hose Essentials

Universal Coupling Gasket (each)	9246020482
Safety Clip	9246020483

Lubricators and Water Separators

CP Oiler/Water Separator W/10 Ft Red-X Hose	9246020413
CP Oiler/Water Separator W/Claws On Each End	9246020667
Lubricator - 43 CP 2.75 Pints	8900005007
Lubricator Comp 3/4 NPT - 11oz	9246020368
Lubricator Comp 3/4 NPT - 8 oz	9246020664
Lubricator Comp 3/4 NPT - 5oz	9246020369
CP Water Separator VAM 01 (105 CFM)	8900005001
CP Water Separator VAM 05 (254 CFM)	8092011083
Lubricator - 4 oz Oiler w/ 1/2 Male Claw	9246020367

Tool Oil

Genoil, Tool Oil 1.32 Gallon (Petroleum based)	3310103157
Semi-Synthetic Airolene Plus Rock Drill Oil 1 Gallon	8099020103
Semi-Synthetic Airolene Plus Rock Drill Oil 4 Gallon (4x4)	8099020185
Airolene Plus Tool Oil 1 Gallon	8099020249
Airolene Plus Tool Oil 4X1 Gallon	8099020251
AIR-OIL 1L (1 quart)	8099020236
AIR-OIL 200ML (7 ounces)	8099020240

Swivels

Inlet Swivel 7/8" X 24	9246020370
Inlet Swivel 3/8" NPT (All Chicago Pneumatic Chipping Hammers)	9246020371
Inlet Swivel 1/2" Pipe - Rivet Busters	9246020372



Hoses & Accessories

Item Description	Part no.
<u>Whip Hoses</u>	
Jack Hammers & Drills	
CP Oiler/Water Separator w/ 10' Red-X Hose	9246020413
Whip Hose w/ 11 oz Oiler	9346006899
Rivet Busters, Saws, Tampers, Scabblers, Clay Diggers & Picks	
Inlet Swivel - 1/2" Pipe Swivel	9246020372
Whip Hose - 1/2" Pipe Swivel w/ 10' rubber hose	9246020364
Whip Hose w/ Oiler - 1/2" Swivel w/ 6' rubber hose & 5 oz. Oiler w/ Mesh Sleeve	9246020361
Whipe Hose w/ Oiler - 1/2" Swivel w/ 6' rubber hose & 3.7 oz. Oiler w/ Mesh Sleeve	9245990003
6' Whip Hose w/ 1/2" Pipe Swivel	9246020604
CP0009'S, CP0014RR, CP4123, CP 4125, CP4130, CP4131, CP4132, CP4134	
Inlet Swivel - 3/8" NPT Swivel	9246020371
Whip Hose - 3/8" NPT Swivel w/ 6' Rubber Hose	9246020363
Whip Hose w/ Oiler - 3/8" NPT Swivel w/ 10' Rubber Hose & 5 oz. Oiler w/ Mesh Sleeve	9246020365
Whip 3/8" Connector w/ 1/2" x 6' Hose & 3.7 oz Oiler	9246020610
CP4133 & CP4136 Chipping Hammers	
Inlet Swivel - 7/8" x 24 Thread Swivel	9246020370
Whip Hose - 7/8-24" Swivel w/ 6' Rubber Hose	9246020362
Whip Hose w/ Oiler - 7/8-24" Swivel w/ 10' Rubber Hose & 5 oz. Oiler w/ Mesh Sleeve	9246020366
Whip Hose w/ Oiler - 7/8-24" Swivel w/ 6' Rubber Hose & 3.7 oz. Oiler w/ Mesh Sleeve	9245990002
<u>Chipping Hammer Accessories</u>	
Retainer w/ Spring - Oval Collar	9247985350
Ball-Type Retainer - Round Collar	9254998314
Retainer Spring - Wire	P070994
Retainer Spring - Polyurethane	P135246
Retainer Spring - Heavy Duty Wire	P139189
Muffler - CP4123 & CP4125	P125052
<u>Rivet Buster Consumables</u>	
Upper Sleeve Busters	P156988
Lower Sleeve - Busters	P072333
Polyurethane - Busters	9753218082
Rubber Bumper	3303005103
Retainer Spring	P073942
<u>Dust Suppression</u>	
Dust Control Spray Retrofit	9753300015



Red-X Safe and easy to handle

Our Red-X pneumatic hoses are perfectly suited for compressed air application in demanding jobs. They offer a safe transfer of compressed air into the machines at almost any working condition, for professional drills and breakers.

Red-X stands for maximum operator comfort, as lightweight flat hoses are much easier to handle than conventional ones.

The hoses are manufactured with a woven reinforcement and remain extremely resistant to bursting or breaking during a long lifetime.

Our Red-X range offers customized versions, in order to identify company equipment clearly on the site.

SERVICE OFFER FOR PNEUMATIC TOOLS

Airline hoses for pneumatic tools

The benefits of Red-X, at a glance:

Fast on long stretches

Red-X is extremely flexible and easily unrolled.

Ideal size and weight

Red-X is only one-fifth the thickness of a conventional rubber hose and requires 50% less storage space. Furthermore, it weighs three times less.

5-fold safety

With an operating pressure of 290 psi, the bursting pressure is above 1450 psi.

No whipping

Should the Red-X tear, the crack will progress in a longitudinal and never in a transverse direction.

Advantage: The hose remains in one piece and there are no whipping ends.

Pneumatic Breakers

4-Bolt High Performance Models

MODEL	Standard hex chuck size (in)	Retainer type	Air inlet (in)	Length (in)	Weight (lb)	Part no.
CP 0112 —30-pound class—air consumption at 90 psi: 45 cfm						
CP 0112	7/8 x 3 1/4	Latch	3/4 NPT	20	30	8900003026
CP 0112 EX	7/8 x 3 1/4	Latch	3/4 NPT	20	30	8900003027
CP 0112	1 x 4 1/4	Latch	3/4 NPT	20	30	8900003023
CP 0112 EX	1 x 4 1/4	Latch	3/4 NPT	30 3/8	33	8900003024
CP 0112 S	1 x 4 1/4	Kick Latch	3/4 NPT	20	31	8900003025

CP 1210 —35-pound class—air consumption at 90 psi: 48 cfm						
CP 1210	1 x 4 1/4	Latch	3/4 NPT	21 1/8	44	8900003001
CP 1210S	1 x 4 1/4	Latch	3/4 NPT	21 1/8	45	8900003003
CP 1210S	1 1/4 x 6	Latch	3/4 NPT	23	46	8900003009
CP 1210S	1 1/4 x 6	Latch	3/4 NPT	23	46	8900003007
CP 1210 SVR	1 x 4 1/4	Latch	3/4 NPT	23 1/2	51	8900003006
CP 1210 SVR	1 1/4 x 6	Latch	3/4 NPT	25 1/2	55	8900003008
CP 1210 SVR	1 1/4 x 6	Latch	3/4 NPT	25 1/2	55	8900003010

CP 1260 —60-pound class—air consumption at 90 psi: 63 cfm						
CP 1260	1 1/4 x 6	Latch	3/4 NPT	27	64	8900003029
CP 1260 S	1 1/4 x 6	Latch	3/4 NPT	27	65	8900003031
CP 1260 SVR	1 1/4 x 6	Latch	3/4 NPT	29	75	8900003033
CP 1260	1 1/4 x 6	Latch	3/4 NPT	27	64	8900003028
CP 1260 S	1 1/4 x 6	Latch	3/4 NPT	27	65	8900003030
CP 1260 SVR	1 1/4 x 6	Latch	3/4 NPT	29	75	8900003032

CP 1290 —90-pound class—air consumption at 90 psi: 81 cfm						
CP 1290	1 1/4 x 6	Latch	3/4 NPT	29	82	8900003038
CP 1290 S	1 1/4 x 6	Latch	3/4 NPT	29	83	8900003040
CP 1290 SVR	1 1/4 x 6	Latch	3/4 NPT	31	96	8900003042
CP 1290	1 1/4 x 6	Latch	3/4 NPT	29	82	8900003037
CP 1290 S	1 1/4 x 6	Latch	3/4 NPT	29	83	8900003039
CP 1290 SVR	1 1/4 x 6	Latch	3/4 NPT	31	96	8900003041

EX = Extended handle for trench work; S = Silenced models; SVR = Silenced & Vibration Reduced models
Spike Drivers also available, CP 1260 S SPDR 8900 0030 34, CP 1269 S SPDR 8900 0030 43
Note: CP 1230 / CP 1240 replaced by CP 1260 / CP 1290

CP four-bolt breakers require minimal servicing to maintain peak operating efficiency over extended periods of rugged use.

Durable polyurethane front-head springs, side bolts and anvil minimize repairs.

CP breakers can be ordered with mufflers, or mufflers can be purchased separately.

Retrofit dust suppression spray kits

see page 21





Standard model
CP 0112



Standard model
CP 1210, 1260 and 1290



CP1210S

CP 0112 and CP 1210

The CP 0112 (30-pound class) and CP 1210 (35-pound class) demolition tools are lightweight yet rugged. They're designed for light to medium construction and plant maintenance work such as demolition of floors, pavement, bridge maintenance, asphalt, frozen ground and masonry walls. They're very popular for bridge deck jobs. CP 0112 EX has an extended handle for trench work.

- Alloy steel forgings provide excellent durability
- Four-bolt backhead design withstands rugged use
- CP 0112 is equipped with an integral oiler that provides continuous lubrication
- Heavy-duty front headsprings on CP 1210 reduce reaction back to operator
- CP 1210S is equipped with a silencer to reduce sound level
- Vibration reduced handle (SVR) is available on the CP 1210 SVR

CP 1260 and CP 1290

The CP 1260 (60-pound class) and CP 1290 (90-pound class) demolition tools are engineered to deliver the power and durability necessary for a variety of construction and plant maintenance applications such as breaking heavy and reinforced concrete, frozen ground, asphalt, boulders and pavement.

- Alloy steel forgings provide excellent durability
- Four-bolt backhead design withstands rugged use
- Integral oiler provides continuous lubrication
- Durable polyurethane front headsprings reduce reaction back to operator
- Reversible piston reduces maintenance cost
- Air inlet swivel for easy maneuverability
- CP 1260 S and CP 1290 S are equipped with silencers
- Vibration reduced handle (SVR) available on the CP 1260 SVR and CP 1290 SVR



Breakers can be ordered with mufflers or mufflers can be purchased separately. Refer to page 5 for part numbers.



Vibration reduced models (VRS) are also silenced.
1210 SVR
1260 SVR
1290 SVR

Spike Drivers



Chicago Pneumatic spike drivers are applicable for driving spikes in railroad, construction and plant maintenance applications and in tent erection.

These specialized spike drivers are built to the same exacting specifications as our heavy duty pneumatic breakers, but with an open front head without tool retainer.

Both models are “Hushed Power” versions equipped with a muffler.

CP 1260 and CP 1290

- Modern design for excellent durability
- Four-bolt backhead – withstands rugged use
- Integral oiler – provides continuous lubrication
- Reversible piston – reduces maintenance cost
- Swivel design for increased manoeuvrability
- Heavy-duty front head polyurethane springs– reduce maintenance costs.

The opening in the front head accepts a maximum spike head diameter of 1-7/8”.



MODEL	Part no.	Weight (lb)	Blows per minute (bpm)	Length (in)	Air consumption (cfm)	Air Inlet (in)	Max head diameter (in)	Vibration Level 3 Axes* (ISO 20643) m/s ²	Sound Pressure Level (ISO 11203) dB(A)	Sound Power Level Guaranteed (2000/14/EC) dB(A)	Shipping weight (lb)
CP 1260 S SPDR	8900 0030 34	65	1,300	25	73	3/4 NPTF	1 7/8	20.7	97	110	65
CP 1290 S SPDR	8900 0030 43	84	1,100	26	91	3/4 NPTF	1 7/8	18.4	98	111	84

* Important: Full details of measurement are available in the Safety and Operating Instructions of the product (Part No. 9800 1352 90). Find it at www.cpprintshop.com. All values at 90 PSI. Air inlet thread is NPTF 3/4". Claw couplings for BSP 3/4" and G 3/4" can also be used on this thread. The breakers are delivered without claw couplings.

Suggested Accessories for Breakers & Spike Drivers

Item Description	Part no.
------------------	----------

Coupling-3/4" Universal Female <i>One each needed - without a whip hose option</i>	9246020439
---	------------



Whip Hose Options

Whip Hose w/ 11 oz. Oiler (Recommended)	9346006899
---	------------

CP Oiler/Water Separator w/10 ft. Red-X Hose <i>Best - W/ Oiler & Water Separator</i>	9246020413
--	------------



Whip Check

Whip Check - Hose-to-Hose Safety Cable <i>Need one for every hose connection</i>	9246020485
---	------------



Whip Check - Hose-to-Tool Safety Cable	9246020486
--	------------

Whip Check - Pro - Hose-to-Hose Safety Cable <i>Pro is a wrapped version</i>	3310102546
---	------------



Tool Oil

Genoil, Tool Oil 1.32 Gallon (Petroleum based) <i>Tool oil is required. Either in handle or the external oiler on whip hose.</i>	2210103157
---	------------

Airolene Plus Tool Oil 1 Gallon	8099020249
---------------------------------	------------

Airolene Plus Tool Oil 4x1 Gallon	8099020251
-----------------------------------	------------

Air-Oil 1L (1 Quart)	8099020236
----------------------	------------

Air-Oil 200 ML (7 Ounces)	8099020240
---------------------------	------------



Silica Dust Suppression



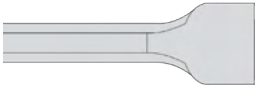



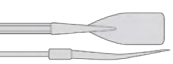




Universal - Dust Control Water Mist Kit (Garden hose required.) <i>Water system or a vacuum system. Required to meet the OSHA 3911-07 2017</i>	9753300015
--	------------



OSHA Valve (3/4)" Rated for 160 to 180 CFM OSHA requirement (from discharge valve to hose) OSHA requires an SCV to be installed at the source of the air supply to shut off the air automatically in case of hose failure.	1310030059
--	------------



Breaker Tool Steel

DESCRIPTION	7/8" x 3-1/4"		7/8" x 4-1/4"		1" x 4-1/4"		1-1/8" x 6"		1-1/4" x 6"	
	Part no.	Length	Part no.	Length	Part no.	Length	Part no.	Length	Part no.	Length
<i>Note: Length is under collar</i>										
 Moil Point	3083405040	10"	3083322800	14"	3083403000	15"	3083326700	14"	3083328500	14"
	3083405000	14"	3083322900	18"	3083403010	18"	3083401510	18"	3083400010	18"
	3083405010	18"			3083403020	24"	3083401520	24"	3083400020	24"
	3083405020	24"			3083403030	36"	3083401530	36"	3083400030	36"
	3083405030	36"								
 Narrow Chisel	3083330310	10"	3083323000	14"	3083330900	15"	3083326800	14"	3083328600	14"
	3083330300	14"	3083407100	18"	3083403110	18"	3083401610	18"	3083400110	18"
	3083405110	18"			3083403120	24"	3083401620	24"	3083400120	24"
	3083330400	24"			3083403130	36"	3083401630	36"	3083400130	36"
	3083405130	36"								
 Wide Chisel	3083330500	14"	3083323200	14"	3083331000	15"	3083328900	15"	3083329500	15"
	3083405210	18"	3083407200	18"	3083403200	18"	3083401700	18"	3083400200	18"
	3083405220	24"			3083403210	24"	3083401710	24"	3083400210	24"
	3083405230	36"			3083403220	36"	3083401720	36"	3083400220	36"
	3083405300	12"	3083323400	12"	4-1/2" x 5"		4-1/2" x 5"		4-1/2" x 5"	
 Asphalt Cutter	4-1/2" x 5"		4-1/2" x 5"		3083403400	12"	3083401900	11"	3083400400	12"
					3083403300	13"	3083329000	13"	3083329600	13"
					5" x 6"		5" x 6"		5" x 6"	
 Digging Chisel	3083330600	14"	3083323300	15"	3083331100	15"	3083329100	15"	3083329700	15"
 Digging Spade	3083330700	13"	N/A		3083331200	13"	3083329200	13"	3083329900	15"
	4-3/4" x 7-1/2"				4-3/4" x 7-1/2"		5" x 6"		5" x 6"	
 Clay Spade	3083330800	17"	3083323500	16"	3083403500	16"	3083329300	15"	3083329900	15"
	4" x 6-1/2"		4" x 6-1/2"		4" x 6-1/2"		5-1/2" x 9"		5-1/2" x 9"	
 Frost Wedge	3083405700	15"	3083323600	15"	3083331300	15"	3083329400	16"	3083330000	16"
	2" x 12"		2" x 12"		2" x 12"		2" x 12"		2" x 12"	
 Shaft	3083405800	8"	3083323800	8"	3083403700	11"	9246020160	6"	9246020161	6"
			9246020162	9"			3083326900	9"	3083328700	9"
Cup Driver	2 1/2" Driver Head Only	9246020159	9246020159		9246020159		9246020159		9246020159	
	3" Driver Head Only	9245980065	9245980065		9245980065		9245980065		9245980065	
 Tamping Pad	3083325210	7" Round	3083325210	7" Round	3083325210	7" Round	3083330100	7" Round	3083330100	7" Round
	3083323900	6" Square	3083323900	6" Round	3083323900	6" Square	3083330200	6" Square	3083330200	6" Square
							3083319700	8" Square	3083319700	8" Square
 Driver Pad	3371806012	ø 2-1/2"	3371806012	ø 2-1/2"	3371806012	ø 2-1/2"	3376112079	ø 4-3/4"	3376112079	ø 4-3/4"
	9245281790	ø 4"	9245281790	ø 4"	3376112077	ø 6"	3376112077	ø 6"	3376112077	ø 6"

Replacement Parts for Breakers



Contents of Latch Kits

latch, latch bushing, bolt or pin, and other parts needed to safely and easily replace worn or broken latches

MODEL	CP 1210	CP 1230	CP 1240	CP 1260	CP 1290
Kit article no.	3303005043	3303005054	3303005055	3303005388	3303005055
CONTENTS					
Retainer latch	R092493	R092493	F036265	3303005365	R092909
Bushing - retainer latch	R048540	R055818	R050894	R076562	R076562
Roll pin - 10" dia. x 55 lg.	0108139500				
Roll pin - 16 dia. x 55 lg.	0108110304				
Spring - plunger	R086982	R086982	R092911	R086982	R092911
Plunger - latch	R092497	R092497	R092910	R092497	R092910
Bolt - latch		R076853	R076853	R076853	R076853
Nut		P008999	P008999	P008999	P008999
Bushing - latch bolt		R076562	R076562		



Contents of Side Bolt Kits

two each of side rod bolts, nuts, springs and lock washers

MODEL	CP 1210 (Steel spring) 1"	CP1210 (PU spring) 1-1/8" and 1-1/2"	CP 1230 (Steel)	CP 1240 (Steel)	CP 1260 (Polyurethane)	CP 1290 (Polyurethane)
Kit article no.	3303005044	3303005045	3303005056	3303005057	3303005385	3303005374
CONTENTS						
2 x side bolt	R110217	R110217	R047970	F037790	R047970	F037790
2 x nut	R110218	R110218	R005721	F037789	R005721	F037789
2 x lock washer	R041073	R041073	R090584	R096059	R090584	R096059
2 x front head spring/buffer	R093698	3303005033	R047971	R092915	3303005312	3303005313

Rivet Busters

for both metal and concrete applications

Pound for pound, there is no hammer with more hitting power than a rivet buster. Even a paving breaker would need to be at least twice as heavy to deliver an equivalent blow. This super-power can still be controlled thanks to low blow frequency and teasing throttle. That's why the rivet buster is one of the favorite tools of demolition contractors in the US. Users have discovered many new applications for rivet busters for working in both concrete and steel. No longer is the buster used exclusively by iron workers for forming and cutting rivets, but it has now found its way into the hands of operators who need the most powerful tool for the job.



CONCRETE APPLICATIONS

- Bridge deck work, where weight of breakers is restricted
- De-capping foundation pillars, where concrete is very hard
- Medium to heavy concrete demolition
- As an alternative to paving breakers where high hitting power is required but applied in a restrained space or working horizontally



METAL APPLICATIONS

- Cutting and removing large rivets and bolts with narrow chisels and backout punch, or other special steel and accessories
- Cutting metal tanks or plates ($\frac{3}{16}$ " thick, 5 mm) with ripper chisel
- Industrial applications such as foundries or the petrochemical industry with beryllium chisels



Rivet Busters with CPS

Originally designed for cutting and forming metal rivets, the CP buster is now used for concrete demolition and has become one of the stars of the CP range. It has a low frequency blow with hitting power equivalent to a paving breaker twice its weight. The new CPS includes a stepped piston and step cylinder to prevent accidental ejection of the piston.



"D" handle



Open grip handle



Special Boyer valve

- Teasing throttle for progressive hitting frequency gives better control of such a powerful machine
- Special Boyer valve makes the cylinder stroke effectively longer for more hitting power
- Boyer valve's high quality design makes the blow more consistent
- Forged steel handle for long life in rugged conditions
- Stepped piston of hardened steel
- Stepped piston to prevent accidental ejection of the piston
- New buffer ring is now 90 durometer rubber for extra life
- Choice of cylinders:
 - 11" cylinder (720 bpm)
 - 8" cylinder (1080 bpm)
- Choice of handle:
 - Open grip with outside trigger
 - "D" handle with inside trigger
- 1/2" inlet bushing



4611 P - 11" OPEN HANDLE



4611 D - 11" D-HANDLE

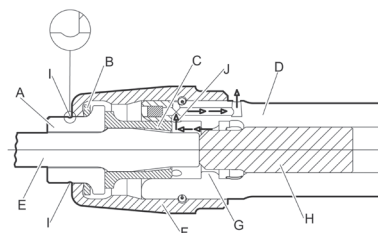
CPS Control Power System

The wear indicating groove (I) on the lower sleeve indicates that the bumper is completely worn out and needs to be replaced.

When the bumper is 75% worn out, the bleeding ports (J) are opened due to the outward movement of the upper and lower sleeves, causing the piston to stop in its lower position and the air to the exhaust above retainer.

Continuing to use the buster when the automatic stop function has triggered may cause damage to the sleeves and possibly the cylinder.

WORN OUT BUMPER



- A. Lower sleeve
- B. Bumper
- C. Upper sleeve

MODEL	Part no.	Weight (lb)	Blows per minute (bpm)	Cylinder stroke (in)	Length (in)	Air consumption (cfm)	Air inlet (in)	Chuck size (Jumbo Shank)	Handle	Cylinder
4160 P*	9246020183	24	1,100	6	20.5	44	1/2	11" Jumbo	Open grip-outside trigger	Short cylinder
4160 D*	9245999917	25	1,100	6	20.5	44	1/2	11" Jumbo	"D" handle-inside trigger	Short cylinder
4608 P*	8900000149	30	1,080	8	23	45	1/2	11" Jumbo	Open grip-outside trigger	Short cylinder
4611 P*	8900000150	33	720	11	26	45	1/2	11" Jumbo	Open grip-outside trigger	Long cylinder
4608 D*	8900000151	31	1,080	8	23	45	1/2	11" Jumbo	"D" handle-inside trigger	Short cylinder
4611 D*	8900000152	34	720	11	26	45	1/2	11" Jumbo	"D" handle-inside trigger	Long cylinder

*With each buster, it is recommended that you also purchase these additional consumable items: a rubber bumpers (3303 0051 03), lower sleeve (P 072333), upper sleeve (P 156988), retainer spring (P 073942) and whip hose (9246 0203 64).

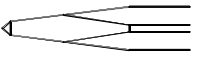

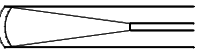

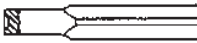
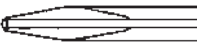

Suggested Accessories for Rivet Busters

Item Description	Part No.
Coupling - 1/2" Universal Male	9246020441
<u>Whip Hose Options</u>	
Inlet Swivel - 1/2" Pipe Swivel	9246020372
Whip Hose - 1/2" Pipe Swivel w/ 10' Rubber Hose	9246020364
6' Whip Hose w/ 1/2" Pipe Swivel	9246020604
Whip Hose w/ Oiler - 1/2" Swivel w/ 6' Rubber Hose & 3.7 oz Oiler w/ Mesh Sleeve	9245990003
Whip Hose w/ Oiler - 1/2" Swivel w/ 6' Rubber Hose & 5 oz. Oiler w/ Mesh Sleeve	9246020361
<u>Whip Check</u>	
Whip Check - Hose-to-Hose Safety Cable	9246020485
Whip Check - Hose-to-Tool Safety Cable	9246020486
Whip Check - Pro - Hose-to-Hose Safety Cable	3310102546
<u>Tool Oil</u>	
Genoil, Tool Oil 1.32 Gallon (Petroleum Based)	2210103157
Airolene Plus Tool Oil 1 Gallon	8099020249
Airolene Plus Tool Oil 4x1 Gallon	8099020251
Air-Oil 1L (1 Quart)	8099020236
Air-Oil 200ML (7 Ounces)	8099020240
<u>Silica Dust Suppression</u>	
Universal - Dust Control Water Mist Kit (Garden hose required.) Water system or a vacuum system. Required to meet the OSHA 3911-07 2017	9753300015
OSHA Valve (3/4") Rated for 160-180 CFM OSHA requirement (from discharge valve to hose) OSHA requires an SCV to be installed at the source of the air supply to shut off the air automatically in case of hose failure.	1310030059
<u>Rivet Buster Consumables</u>	
Upper Sleeve - Busters	P156988
Lower Sleeve	P072333
Polyurethane Bumper	9753218082
Rubber Bumper	3303005103
Retainer Spring	P073942



Rivet Buster Tool Steel

Chicago Pneumatic Rivet Busters are designed to work with “Jumbo” shank steels. The use of water separators and lubricators improves the performance of your hammers and extends their life by reducing premature wear.

DESCRIPTION		Part no.	Tip width/Blade Size (in)	Length Overall (in)	Weight (lbs)
Moil Point		3083414000	N/A	10	2
		3083414010	N/A	12	2 1/2
		3083414020	N/A	18	4
Narrow Chisel		3083414100	1	10	2
		3083414110	1	12	2 1/2
		3083414120	1	18	4
Loose Rivet Buster		3083414200	1 1/8	10	2
		3083414210	1 1/8	12	2 1/2
		3083414620	1 1/8	18	4
Tight Rivet Buster		3083414500	1 1/8	10	2
		3083414510	1 1/8	12	2 1/2
		3083414520	1 1/8	18	4
Drift Pin Driver		3083414300	7/8 dia.	7 1/2	1 1/2
Ripper		3083414400	N/A	9	1 3/4
Backout Punch		3083414810	5/8	10	1 3/4
		3083414820	5/8	12	1 3/4
		3083414840	3/4	10	2
		3083414850	3/4	12	2 3/4
		3083414870	7/8	10	2 3/4
		3083414880	7/8	12	3

Go to Discount-Equipment.com to order your parts

Chipping Hammers



CP 0012 handle based on the well known CP 0009 design



CP 4123 with new spline locking mechanism



CP 4123 with simplate valve



CP 4125 now has a unique ring valve design as standard



CP 4125 special heat treated cylinders with chrome plated bores for extra durability



CP 4133 four bolt flange for increased durability, strength and ease of service

With 2", 3" and 4" cylinder options, Chicago Pneumatic offers a very complete range of chipping hammers for all types of construction and industrial applications. Introducing CP 0012, a new 12 lb. hammer for light chipping, and additional features on the classics – CP 4123 and CP 4125 hammers – for extra toughness and reliability.

CP 0012



- Optimum power-to-weight ratio for a good balance between hitting power and easy handling
- Straight forward design for easy maintenance and repair
- Handle design similar to the well known CP 0009
- Teasing throttle and an air cushioned piston to give the operator precise control
- Muffler assembly as standard
- Rugged construction, hardened steel cylinder and handle
- Choice of bushing:
 - .680" Round chisel rotates freely
 - .580" Hex prevents chisel rotation
- Standard retainer*

CP 4123



- Classic simplate valve
- Heat treated cylinder
- Now with spline lock instead of clip locking mechanism
- Standard retainer*

CP 4125



- Unique ring valve as standard for harder blow in tough applications or dirty environments
- Chrome plated cylinder for extra durability
- Spline locking to prevent loosening of handle or cylinder

CP 4123 and CP 4125

- Powerful, yet compact and lightweight
- Rugged construction, hardened steel cylinder and handle
- Teasing throttle for precise control
- Open grip handle with self closing outside trigger
- Available in 2", 3" or 4" cylinder stroke versions
- Choice of bushing:
 - .680" Round chisel rotates freely
 - .580" Hex prevents chisel rotation
- Standard retainer*

CP 4130



- Four high strength 1/2" bolts locking mechanism
- "D" handle with inside trigger
- Standard retainer
- Strong and reliable
- Available in 3" or 4" cylinder stroke versions
- Choice of bushing:
 - .680" Round chisel rotates freely
 - .580" Hex prevents chisel rotation

CP 4132



- Four high strength 1/2" bolts locking mechanism
- "D" handle with inside trigger
- Standard retainer
- Strong and reliable
- Available in 3" or 4" cylinder stroke versions
- Choice of bushing:
 - .680" Round chisel rotates freely
 - .580" Hex prevents chisel rotation
- Standard retainer*

CP 4133



- Locking mechanism with four high strength 1/2" bolts
- "D" handle with outside trigger and extra safety mechanism
- Muffler assembly as standard
- Simplate valve for smooth operation
- Strong and reliable
- Available in 3" or 4" cylinder stroke versions
- Choice of bushing:
 - .680" Round chisel rotates freely
 - .580" Hex prevents chisel rotation
- Standard retainer*

*Chipping hammers with the standard retainer require tool steel with oval retaining collars.

Chipping Hammers

for construction and industrial applications



CP 0012

The CP 0012 is the new addition to the CP range of pneumatic hammers for light chipping and scaling duties. Since the CP 0012 is light and has medium hitting power, it is very easy to handle and control for more precise jobs. Typical applications include alteration work, hole making and trimming.

CP 4123

The most popular CP chipping hammer of all time, the CP 4123 is used for a wide variety of construction and industrial applications, from light to medium chipping to heavy cutting. Choose the cylinder size that best suits your particular application.

CP 4125

The extra features of the CP 4125 make it more suitable for tough construction and industrial applications, including foundries, shipyards, refineries or fabrication shops. Even in hot, dirty working conditions, the reliable CP 4125 will consistently hit hard and last longer than conventional hammers.

CP 4130

The CP 4130 hammer is designed to tackle punishing jobs with the hard hitting power that you expect from CP. It is used for medium-duty to heavy-duty chipping, cutting and trimming operations. The four bolt handle provides higher air flow and durability.

CP 4132 w/Whip Hose

A durable 4-bolt chipping hammer with inside trigger and standard retainer. Available in two cylinder sizes to suite your particular application.

CP 4133 w/Whip Hose

The CP 4133 hammer is designed to tackle punishing jobs with the hard hitting power that you expect from CP. It is used for medium to heavy-duty chipping, cutting and trimming operations. The four bolt handle provides higher air flow and durability.

MODEL	Part no.	Weight (lb)	Cylinder stroke	Length (in)	Air Inlet (in)	Blows per minute (bpm)	Air consumption (cfm)	Muffler included as standard	Chuck size (in)
CP 0012 2R	8900000102	12	2	16	3/8	2600	20	yes	.680" Rnd
CP 0012 2H	8900000103	12	2	16	3/8	2600	20	yes	.580" Hex
CP 4123 2R	8900000104	13	2	12 7/8	3/8	2400	25	-	.680" Rnd
CP 4123 2H	8900000105	13	2	12 7/8	3/8	2400	25	-	.580" Hex
CP 4123 3R	8900000106	15	3	14 7/8	3/8	1920	26	-	.680" Rnd
CP 4123 3H	8900000107	15	3	14 7/8	3/8	1920	26	-	.580" Hex
CP 4123 4R	8900000108	16	4	15 1/2	3/8	1500	27	-	.680" Rnd
CP 4123 4H	8900000109	16	4	15 1/2	3/8	1500	27	-	.580" Hex
CP 4125 2R	8900000110	13	2	13 1/4	3/8	2400	26	-	.680" Rnd
CP 4125 2H	8900000111	13	2	13 1/4	3/8	2400	26	-	.580" Hex
CP 4125 3R	8900000112	15	3	14 1/4	3/8	1920	27	-	.680" Rnd
CP 4125 3H	8900000113	15	3	14 1/4	3/8	1920	27	-	.580" Hex
CP 4125 4R	8900000114	16	4	15 1/4	3/8	1500	28	-	.680" Rnd
CP 4125 4H	8900000115	16	4	15 1/4	3/8	1500	28	-	.580" Hex
CP 4130 3R	8900000116	18 1/2	3	16 1/2	3/8	1920	26	yes	.680" Rnd
CP 4130 3H	8900000117	18 1/2	3	16 1/2	3/8	1920	26	yes	.580" Hex
CP 4130 4R	8900000118	19 1/2	4	17 3/4	3/8	1500	27	yes	.680" Rnd
CP 4130 4H	8900000119	19 1/2	4	17 3/4	3/8	1500	27	yes	.580" Hex
CP 4132 3R*	9245999800	18	3	15 1/4	3/8	2200	33.23	yes	.680" Rnd
CP 4132 3H*	9245999799	18	3	15 1/4	3/8	2200	33.23	yes	.580" Hex
CP 4132 4R*	9245999898	19	4	17	3/8	1800	33.23	yes	.680" Rnd
CP 4132 4H*	9245999880	19	4	17	3/8	1800	33.23	yes	.580" Hex
CP 4133 3R*	9753219584	18	3	17	7/8 - 24 thread	1800	33.23	yes	.680" Rnd
CP 4133 3H*	9753219585	18	3	17	7/8 - 24 thread	1800	33.23	yes	.580" Hex
CP 4133 4R*	9753219586	19	4	17	7/8 - 24 thread	1800	33.23	yes	.680" Rnd
CP 4133 4H*	9753219587	19	4	17	7/8 - 24 thread	1800	33.23	yes	.580" Hex

CP hammers above are supplied with oval collar retainer as standard. More retainer options are available on page 20.
*Supplied with 6' whip hose and claw coupling.

Chipping Hammers



CP 4134 and CP 4136 w/ Whip Hose

- Lightweight
- Easy to use and maintain
- Choice of bushing:
 - .680" Round chisel rotates freely
 - .580" Hex prevents chisel rotation
- Ball type retainer*
- D handle with outside trigger

*The chipping hammers with the ball type retainers require tool steel with the round collars.



CP 4134



CP 4136



CP 4136 features a thread on ball type retainer as standard



9246020877 *CP4134 & CP4136 only. Ball type retainer safely secures accessories

MODEL	Part no.	Bore and Stroke (in)	Blows per minute	Air Inlet (in)	Chuck size (in)	Overall length* (in)	Net weight (lb)
CP 4134 3R*	9246020864	3	1900	3/8 NPT	.680 round	17 1/2	19
CP 4134 3H*	9246020865	3	1900	3/8 NPT	.580 hex	17 1/2	19
CP 4134 4R*	9753219641	4	1900	3/8 NPT	.680 round	17 1/2	19
CP 4134 4H*	9753219642	4	1900	3/8 NPT	.580 hex	17 1/2	19
CP 4136 3R*	9753227668	3	1900	7/8 - 24 thread	.680 round	17 1/2	19
CP 4136 3H*	9753227669	3	1900	7/8 - 24 thread	.580 hex	17 1/2	19
CP 4136 4R*	9753227670	4	1900	7/8 - 24 thread	.680 round	17 1/2	19
CP 4136 4H*	9753227671	4	1900	7/8 - 24 thread	.580 hex	17 1/2	19

CP hammers above are supplied with a thread on ball type retainer as standard. More retainer options are available on page 20.

*Supplied with 6' whip hose and claw coupling.

Suggested Accessories for Chipping Hammers

Item Description	Part no.
Inlet Swivel - 3/8" NPT Swivel	9246020371
Whip Hose - 3/8" NPT Swivel w/ 6' Rubber Hose	9246020363
Whip Hose 3/8" Connector w/ 1/2" x 6' Hose & 3.7 oz. Oiler (Recommended)	9246020610
Whip Hose w/ Oiler - 7/8-24" Swivel w/ 10' Rubber Hose & 5oz. Oiler w/ Mesh Sleeve - (Best)	9246020365
Note: CP 4132, 4133, 4134, & 4136 come with a 6' whip hose.	
Whip Hose - 7/8-24" swivel w/ 6' rubber hose - (Recommended)	9246020362
Whip Hose w/ Oiler - 7/8-24" swivel w/ 6' rubber hose & 3.7 oz. Oiler w/ Mesh Sleeve - (Better)	9245990002
Whip Hose w/ Oiler - 7/8-24" swivel w/ 10' rubber hose & 5 oz. Oiler w/ Mesh Sleeve - (Best)	9246020366

Whip Check

Whip Check - Hose-to-Hose Safety Cable <i>Need one each for every hose connection</i>	9246020485
Whip Check - Hose-to-Tool Safety Cable	9246020486
Whip Check - Pro - Hose-to-Hose Safety Cable <i>Pro is a wrapped version</i>	3310102546

Tool Oil

Genoil, Tool Oil 1.32 Gallon (Petroleum Based) <i>Tool oil is required. Either in the handle or external oiler</i>	2210103157
Airolene Plus Tool Oil 1 Gallon	8099020249
Airolene Plus Tool Oil 4x1 Gallon	8099020251
Air-Oil 1L (1 Quart)	8099020236
Air-il 200 ML (7 Ounces)	8099020240

Silica Dust Suppression

Universal Dust Control Water (Garden Hose Required) <i>Required to meet the OSHA 3911-07 2017. OSHA Requirement (from discharge valve to hose at the source of the air supply to shut off the air automatically in case of hose)</i>	9753300015
OSHA VALVE (3/4") Rated for 160-180 CFM <i>OSHA requirement (from Discharge valve to hose) at the source of the air supply to shut off the air automatically in case of hose failure</i>	1310030059











Suggested Accessories for Chipping Hammers (Continued)

Item Description	Part no.
------------------	----------

Chipping Hammer Consumables

Retainer with Spring, Oval Collar	9247985350
Ball-Type Retainer, Round Collar	9245998314
Retainer Spring - Wire	P070994
Retainer Spring - Polyurethane	P135246
Retainer Spring - Heavy Duty Wire	P139189
Muffler - CP4123 & CP4125 Models	P125052

Chipping Hammer Tool Steel

DESCRIPTION	Round/Oval 0		Hex/Oval 2		Round/Round 1		Hex/Round 3	
	Part no.	Length	Part no.	Length	Part no.	Length	Part no.	Length
<i>Note: Length is under collar</i>								
Chisel Blank 	3083410500	8-1/4"	3083412500	8-1/4"	3083410505	8-1/4"	3083412505	8-1/4"
	3083410510	11-1/4"	3083412510	11-1/4"	3083410515	11-1/4"	3083412515	13.09"
Moil Point 	3083410000	9"	3083412100	9"	3083411100	9"	3083413100	9"
	3083410010	12"	3083412010	12"	3083411010	12"	3083413010	12"
	3083410020	18"	3083412020	18"	3083411020	18"	3083413020	18"
Narrow Chisel 	3083410100	9"	3083412100	9"	3083411100	9"	3083411100	9"
	3083410110	12"	3083412110	12"	3083411110	12"	3083413110	12"
	3083410120	18"	3083412020	18"	3083412020	18"	3083412020	18"
	3083410130	24"						
Scaling Chisel - 1-1/2" 	3083412020	9"	3083412020	9"	3083412020	9"	3083412020	9"
	3083412020	12"	3083412020	12"	3083412020	12"	3083412020	12"
	3083412020	18"	3083412020	18"	3083412020	18"	3083412020	18"
Scaling Chisel - 2" 	3083412020	9"	3083412020	9"	3083412020	9"	3083412020	9"
	3083412020	12"	3083412020	12"	3083412020	12"	3083412020	12"
	3083412020	18"	3083412020	18"	3083412020	18"	3083412020	18"
Wide Chisel - 2-1/2" 	3083412020	9"	3083412020	9"	3083412020	9"	3083412020	9"
	3083412020	12"	3083412020	12"	3083412020	12"	3083412020	12"
	3083412020	18"	3083412020	18"	3083412020	18"	3083412020	18"
Wide Chisel - 3" 	3083410290	9"	3083412290	9"	3083412290	9"	3083412290	9"
Bushing Tool - 2" Square 	3083412020	9-1/2"	3083412020	9-1/2"	3083412020	9-1/2"	3083412020	9-1/2"

Clay Diggers & Picks

Clay diggers and picks are well suited for trenching and tunneling. Their light weight makes them ideal for horizontal work and light demolition.

CP 0111

- Heat-treated alloy steel components for excellent durability
- Latch retainer
- High power-to-weight ratio

CP 0122 S & CP 0222

- Lightweight and compact for easy handling
- High power-to-weight ratio
- Latch retainer

MODEL	Part no.	Standard hex chuck (in)	Bore and stroke (in)	Throttle type	Air Inlet (in)	Length (in)	Weight (lb)
CP 0111 —Air consumption at 90 psi: 45 cfm, 3/8" (NPT) air inlet thread							
CP 0111 CHIT	8900000141	7/8 x 3/4	1.63 x 3.5	inside trigger	3/8 NPT	22 1/2	29
CP 0111 CHLA	8900000120	1 x 4 1/4	1.63 x 3.5	outside trigger	3/8 NPT	22 1/2	29
CP 0122 —Air consumption at 90 psi: 45 cfm, 3/4" (BSP) air inlet thread							
CP 0122 S	8900000143	7/8 x 3/4	1.63 x 3.5	inside trigger	3/4 BSP	22 1/8	24
CP 0222 —Air consumption at 90 psi: 44 cfm, 1/2" (NPT) air inlet thread							
CP 0222 CHIT	8900000121	7/8 x 3/4	1.6 x 3.38	inside trigger	1/2 NPT	19 1/2	22



Suggested Accessories for Clay Diggers & Picks

Item Description	Part no.
Coupling - 1/2" NPT Female	9246020438
Coupling - 3/4" Universal Female <i>One needed without a hose option.</i>	9246020439
Whip Hose - 3/8" NPT Swivel w/ 6' Rubber Hose	9246020363
Whip Hose w/ 11 oz Oiler	9346006899
Whip Check	
Whip Check - Hose-to-Hose Safety Cable <i>Need one for every hose connection</i>	9246020485
Whip Check - Hose-to-Tool Safety Cable	9246020486
Whip Check - Pro - Hose-to-Hose Safety Cable <i>Pro is a wrapped version.</i>	3310102546
Tool Oil	
Genoil, Tool Oil 1.32 Gallon (Petroleum Based) <i>Tool oil is required from an external line oiler on the whip hose.</i>	2210103157
Airolene Plus Tool Oil 1 Gallon	8099020249
Airolene Plus Tool Oil 4x1 Gallon	8099020251
Air-Oil 1L (1 Quart)	8099020236
Air-Oil 200ML (7 Ounces)	8099020240



Suggested Accessories for Clay Diggers & Picks (Continued)

Item Description	Part no.
------------------	----------

Silica Dust Suppression

**Universal Dust Control Water Mist Kit
(Garden Hose Required)**

Required to meet the OSHA 3911-07 2017 to deal with the silica dust.

9753300015





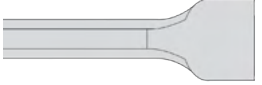

OSHA VALVE (3/4") Rated for 160-180 CFM

OSHA requirement (from Discharge valve to hose) at the source of the air supply to shut off the air automatically in case of hose failure.

1310030059



Clay Diggers & Picks Tool Steel

DESCRIPTION	Tip width/ blade size (in)	Length overall (in)	Flat to flat Part no.	Tip width blade size (in)	Length overall (in)	Flat to flat Part no.
Moil point 	CP 0111—Hex 1" x 4 1/4" shank			CP 0222/ CP 0111—Hex 7/8" x 3 1/4" shank – CP 0222		
		15	3083403000		14	3083405000
		18	3083403010		18	3083405010
		24	3083403020		24	3083405020
Narrow chisel 	1 1/8	15	3083330900	1	14	3083330300
	1 1/8	18	3083403110	1	18	3083405110
	1 1/8	24	3083403120	1	24	3083330400
Wide chisel 	3 x 2	15	3083331000	3 x 1 1/4	14	3083330500
	3 x 2	18	3083403210	3 x 1 1/4	18	3083405210
	3 x 2	24	3083403220	3 x 1 1/4	24	3083405220
Bushing tool 	2 sq	9	3083403600	2 sq	9	3083405600

Other lengths of steel accessories are available upon request. See CP Accessories Price List for ordering numbers.

Mufflers / Silencers (CP 0111 and CP 0222)

DESCRIPTION	Part no.
CP 0111 muffler assembly	F814133
CP 0222 muffler assembly	R141765

Scabblers

Scabblers are ideal for cleaning and roughing concrete and construction joints. They can also be used to produce ornamental or contrasting finishes on building structures.

CP 0006 and CP 0066

- Lightweight, compact tool with contoured grip handle reduces operator fatigue and increases output
- Tungsten carbide-tipped pistons last longer and are easily replaced
- Back head grip gives in-line thrust
- Chamfered cylinder block increases visibility of the work piece permitting close operation in tight corners
- Vibration reduced handle for CP0006 SVR model only
- CP 0066 NS is a non-sparking scabblers



CP 0006 SVR



CP 0006



CP 0066

MODEL	Part no.	bpm per piston	Bore (in)	Stroke (in)	Weight	Length	Height (pistons extended) (in)	Width (in)	Number/type of pistons
All models —Air consumption at 90 psi: 27.5 cfm, CP0006 and CP0006 SVR 1/2" (NPT) and CP0066 3/8" (NPT) air inlet thread									
CP 0006*	8900004004	3000	1	1	10	16	7	4	Three 4-point carbide tipped
CP 0006 SVR	8900004001	3000	1	1	15	20	7	4	Three 4-point carbide tipped
CP 0066	8900004005	3000	0	1	10	11	5	2	Three 4-point carbide tipped
CP 0066 NS**	9753288000	3000	0	1	10	11	5	2	Three 4-point cobalt tipped

*Use whip hoses on page 9 for Rivet Busters.
 **Use 3/8" npt whip hose

Replacement Parts

Replacement pistons	MODEL	Part no.
	CP 0006	F064604
	CP 0006 SVR	F064604
	CPNS 066	9753288080

Piston caps (order one for each replacement piston)	MODEL	Part no.
	CP 0006	F826706
	CP 0006 SVR	F826706
	CP 0066	F826706



Backfill Tampers

Chicago Pneumatic backfill tampers quickly and effectively compact soil around foundations and other structures and are indispensable for compacting backfill in trenches.

The CP 0003 is well equipped to handle light to medium applications while the CP 0004RV is ideal for heavier jobs.

CP 0003, CP 0004 and CP 0035

- Maximum power—slow, powerful blows efficiently and quickly compact all types of backfill, including clay and soils containing high percentages of finely crushed or powdered material
- Heat-treated cylinder and chrome plated piston significantly extend tool life
- Adjustable packing maintains a positive air seal
- Aluminum butt held with clamp screw for quick, easy replacement
- Exhaust deflector directs air, moisture and oil away from operator
- Integral oiler continuously lubricates tool during operation
- Well-balanced, smooth-operating tool is easily guided by one person
- 1/2" (NPT) air inlet thread
- For quieter operation, optional mufflers are available for CP 0003 and CP 0004
- CP 0035 has built-in muffler



CP 0003

CP 0004

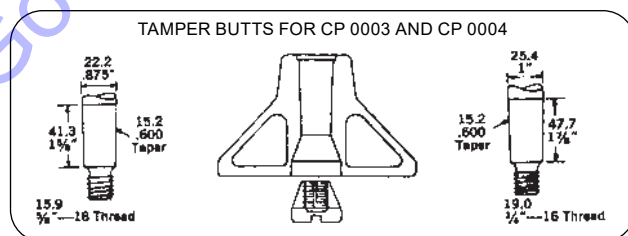
CP 0035

MODEL	Part number	Valve type	Bore and stroke (in)	Blows per minute	Net weight (lb)	Overall length (in)	Air Inlet (in)	Piston rod	
								Body dia. (in)	Butt size (in)
CP 0003 —Air consumption at 90 psi: 18 cfm - (includes 5" aluminum butt P089008)									
CP 0003	890004006	Simplate	1 1/16 x 6	800	30	52	1/2 NPT	7/8	5
CP 0035 —Air consumption at 90 psi: 38.5 cfm - (includes 6" iron butt 9245 9981 60)									
CP 0035	9246020505	Simplate	1 1/2 x 5 1/2	800	36	48 1/4	1/2 NPT		
CP 0004 —Air consumption at 90 psi: 28 cfm - (Includes 6 1/4" aluminum butt P089050)									
CP 0004	890004003	Ring	2 1/4 x 6	780	42	50	1/2 NPT*	1	6 1/4

Note: Use whip hoses on page 11 for Rivet Busters
*Comes with 90 degree angle

Backfill Tamper Butts

DIAMETER (in)	Material	CP 0003	CP 0004RV	CP 0035
2 1/2	Aluminum	-	P138879	
3	Aluminum			9245998721
4	Aluminum			9245999028
5	Aluminum	P089008	-	-
6 1/4	Aluminum	-	P089050	
6	Iron	3303005082	3303005081	9245998160
Pole Butt	Iron	3303005084	3303005083	9245998165



Mufflers

DESCRIPTION	Part no.
CP 0003	P126126
CP 0004RV	P125807

Other Accessories

DESCRIPTION	Part no.
1/2 x 1/2 NPT Bent Stem Hose	9246020372
Whip Hose 10' 1/2" NPT Swivel	9246020364
Whip Hose 6'-1/2" Pipe Swivel	9246020604
Whip Hose C Assy w/ 1/2 Male X	9246020361



Combi Drills / Hammers



These versatile tools are both a drill and a chipping hammer. A push of the rotation release button easily and quickly converts the tool to a hammer.

The CP 0009 and CP 0014RR rotary hammers are designed for a wide variety of construction and maintenance applications such as driving or setting masonry anchors and drilling holes in concrete, bricks or rock. As a hammer, these tools can be used for chipping, scarifying, scaling and cleaning welds.

All Models

- Excellent power-to-weight ratio helps drill holes faster and easier than comparable electric rotary hammers
- Built-in oiler provides continuous lubrication
- Teasing throttle for precise control
- Rotation release button converts tool to a hammer (except on CP 0009AC)
- Cushioned piston for smooth operation and long tool life
- Muffler available to reduce noise

CP 0009

- Right hand rotation
- With our SDS Plus Adaptor, can be used with electric hammer drill bits
- Spline version available
- Accepts all electric steel
- Adapter (R137586) round to SDS Plus

CP 0014

- Superior drilling rates
- Greater drilling capacity compared to plug hole drills
- Designed for production drilling of small holes



CP 0009

CP 0014

Drilling rates at 90 psi
in hard rock and concrete (use as guide only)

MODEL	Drill rate (in/min)	Hole diameter (in)
CP 0009	12	1¼
CP 0014 RR	18	1¼

Mufflers

MODEL	Part no.
CP 0009 A	F815350
CP 0009 AC*	F826972
CP 0009 F	F815350
CP 0014 RR	F827044

MODEL	Part no.	Net weight (lb)	Air Inlet (in)	Overall length (in)	Impact rate (bpm)	Max Drilling Depth (in)	Type of chuck (in)	Chuck size (in)
CP 0009 —Air consumption at 90 psi: 19 cfm, 3/8" (NPT) air inlet thread								
CP 0009 A (with rotation release)	8900002003	8.82	3/8 NPT	14¾	3420	17.5	round shank	3/4 x 3/4
CP 0009 AC*	8900002008	8.82	3/8 NPT	14¾	3420	17.5	round shank	3/4 x 3/4
CP 0009 F (with rotation release)	8900002004	8.82	3/8 NPT	14¾	3420	17.5	spline drive	
CP 0009 CS	8900002007	8.82	3/8 NPT	14¾	3420	17.5	BSP collared head/hose	
CP 0014 RR —Air consumption at 90 psi: 47 cfm, 3/8" (NPT) air inlet thread								
CP 0014 RR	8900002010	14.77	3/8 NPT	18½	2520	25.5	spring hex shank	7/8 x 3/4

* Use adapter (part number R 137586) in round shank units for SDS plus electric hammer drill bits.

Accessories for Combi Drills / Hammers

Item Description	Part no.
Inlet Swivel - 3/8" NPT Swivel	9246020371
Universal Gaskets	9245020482
Whip Hose B Chipping Hammer	9246020371
Whip Hose - 3/8" NPT Swivel w/ 6' Rubber Hose	9246020363
Whip Hose 3/8" Connector w/ 1/2" x 6' Hose & 3.7 oz. Oiler (Recommended)	9246020610
Whip Hose w/ Oiler - 7/8-24" Swivel w/ 10' Rubber Hose & 5oz. Oiler w/ Mesh Sleeve (Best)	9246020365

Whip Check

Whip Check - Hose-to-Hose Safety Cable (Need one for every hose connection.)	9246020485
Whip Check - Hose-to-Tool Safety Cable	9246020486
Whip Check - Pro - Hose-to-Hose Safety Cable (Pro is a wrapped version.)	3310102546

Tool Oil






Genoil, Tool Oil 1.32 Gallon (Petroleum Based) Tool oil is required. Either in the handle or the external oiler on the whip hose.	2210103157
Airolene Plus Tool Oil 1 Gallon	8099020249
Airolene Plus Tool Oil 4x1 Gallon	8099020251
Air-Oil 1L (1 Quart)	8099020236
Air-il 200 ML (7 Ounces)	8099020240

Silica Dust Suppression




Universal Dust Control Water Water system or vacuum system. Required to meet the OSHA 3911-01-2017.	9753300015
OSHA VALVE (3/4") Rated for 160-180 CFM OSHA requirement (from discharge valve to hose) at the source of the air supply to shut off the air automatically in case of hose failure.	1310030059



Drill Steel for Combi Drills / Hammers

DESCRIPTION		Part no.	Length
Plug Hole Drill 	1/2"	308341500	8"
		3083415010	10-1/2"
	5/8"	3083415100	8"
		3083415110	12"
		3083415120	18"
		3083415200	8"
	3/4"	3083415210	12"
		3083415220	18"
		3083415300	8"
	7/8"	3083415310	12"
		3083415320	18"
		3083415400	8"
	1"	308341510	12"
		308341520	18"
	1-1/8"	3083415510	12"
		3083415520	18"
1-1/4"	3083415600	8"	
	3083415610	12"	
	3083514620	18"	
	3083416000	10"	
Moil Point 		3083326100	15"
Narrow Chisel 		3083416100	10"
		3083326200	15"
3" Wide Chisel 		3083416500	10"
Shaft 		3083416200	9"

Steel Accessories

Bush Hammer Head   	TC-9	1-1/2"	3083322600
	TC-16	1-1/2"	3083322700
	Steel-9	1-1/4"	3083416300

Go to Discount-Equipment.com to order your parts

Sinker Drills

Chicago Pneumatic sinker drills are ideal for a range of drilling applications. Their streamlined design incorporates smooth contours, a side exhaust and a “flat back” that makes them easy to handle in quarry, mine, drilling and doweling work. The design also provides a main valve and cylinder-ported concept that helps maintain constant drilling speed throughout a long service life. Working parts are continually protected with an effective lubrication system. Standard and silenced versions are available in a range of weights and sizes to fit any requirement.



**30-60
pound
class**

All Models

- Forged steel housings withstand rugged use
- Cushioned piston reduces shock
- Multiposition throttle for easy starting of holes
- Blower lever for deep hole cleaning on CP 0032 and CP 0069
- Integral oiler provides continuous lubrication
- 3/4" (NPT) air inlet swivel improves maneuverability
- Double-grip handles
- Left hand rotation

CP 0022

30-POUND CLASS

The CP 0022 provides drilling capability for holes up to 1 3/4" diameter, 8 feet deep. This is the ideal choice where a lightweight and powerful tool is needed in public works, utilities and drilling from scaffolding. Also the correct choice where air supply is limited. CP 0022 can also be equipped with 3/4" x 4 1/4" bushing and spring.

CP 0032A

45-50-POUND CLASS

Choose the CP 0032A for holes up to 2" diameter and 10 feet deep. A top performer in its class, the CP 0032A is highly effective in general excavation work, quarry drilling, bench mining and other jobs requiring a sinker drill in the 45-pound class. The tool's durable "beavertail" retainer helps it deliver increased contact and reduces collar wear.

Use with part number R 147457 - Water Kit

CP 0069

60-POUND CLASS

The CP 0069 is suited for drilling 2 1/2" diameter holes 20 feet deep. The heavy-duty CP 0069 sinker is a hard-hitting tool that combines high drilling speed with excellent hole cleaning ability. Its trouble-free "beavertail" retainer provides greater front-end durability and increased collar contact to reduce wear.

Drilling rates at 90 psi in hard rock (use as guide only)

MODEL	Drill rate (in/min)	Hole diameter (in)
CP 0022	6.0	1 1/8"
CP 0032	9.0	1 3/4"
CP 0069	10.2	1 3/4"

Muffler

MODEL	Part no.
CP 0032A	R125569

MODEL	Part no.	Net weight (lb)	Overall length with retainer (in)	Impact rate (bpm)	Max Drilling Diameter (in)	Max Drilling Depth (in)	Standard hex. chuck size (in)
CP 0022—30-pound class—Air consumption at 90 psi: 56 cfm							
CP 0022	8900002001	32	19 7/8"	2220	1.7	94.5	7/8 x 3 1/4"
CP 0022	8900002002	32	19 7/8"	2220	2	94.5	7/8 x 4 1/4"
CP 0032—45- to 50-pound class—Air consumption at 90 psi: 103 cfm							
CP 0032A	8900002017	54	23	2220	2	118	7/8 x 3 1/4"
CP 0032A	8900002013	56	23	2220	2	118	7/8 x 4 1/4"
CP 0032A	8900002014	54	23	2220	2	118	7/8 x 4 1/4"
CP 0032A-1	8900002016	54	23	2220	2	118	1 x 4 1/4"
CP 0069—60-pound class—Air consumption at 90 psi: 130 cfm							
CP 0069	8900002020	64	24 1/4"	1920	2 1/2"	236	7/8 x 4 1/4"
CP 0069	8900002022	64	24 1/4"	1920	2 1/2"	236	1 x 4 1/4"

Suggested Accessories for Sinker Drills

Item Description	Comments
Coupling-3/4" Universal Female	9246020439
Universal Gaskets	9246020482
<u>Whip Hose Options</u>	
Whip Hose w/ 11 oz. Oiler	9346006899
CP Oiler/Water Separator w/10 ft. Red-X Hose	9246020413
<u>Whip Check</u>	
Whip Check - Hose-to-Hose Safety Cable	9246020485
Whip Check - Hose-to-Tool Safety Cable	9246020486
Whip Check - Pro - Hose-to-Hose Safety Cable	3310102546
<u>Tool Oil</u>	
Genoil, Tool Oil 1.32 Gallon (Petroleum based)	2210103157
Airolene Plus Tool Oil 1 Gallon	8099020249
Airolene Plus Tool Oil 4x1 Gallon	8099020251
Air-Oil 1L (1 Quart)	8099020236
Air-Oil 200 ML (7 Ounces)	8099020240
<u>Silica Dust Suppression</u>	
Universal - Dust Control Water Mist Kit (garden hose required)	9753300015
OSHA VALVE (3/4") OSHA requirement (from discharge valve to hose) at the source of the air supply to shut off the air automatically in case of hose failure.	1310030059



Go to Discount-Equipment.com to order your parts

Drill Steel for Sinker Drills

Carbide Tipped Integral Drill Steels (Whirl Bits)




Hexagon Shank 7/8" x 3-1/4"	Hexagon Shank 7/8" x 4-1/4"	Drill Size	Drill Depth	Length Under Collar
Part no.	Part No.	in.	in.	in.
3083420000	3083421000	5/8"	6"	9"
3083420010	3083421010	5/8"	9"	12"
3083420020	3083421020	5/8"	14"	18"
3083420100	3083421100	3/4"	6"	9"
3083420110	3083421110	3/4"	9"	12"
3083420120	3083421120	3/4"	14"	18"
3083420130	3083421130	3/4"	20"	24"
3083420140	3083421140	3/4"	26"	30"
3083420200	3083421200	7/8"	6"	9"
3083420210	3083421210	7/8"	9"	12"
3083420220	3083421220	7/8"	14"	18"
3083420230	3083421230	7/8"	20"	24"
3083420240	3083421240	7/8"	26"	30"
3083420300	3083421240	7/8"	26"	30"
3083420310	3083421310	1"	9"	12"
3083420320	3083421320	1"	14"	18"
3083420330	3083421330	1"	20"	24"
3083420340	3083421340	1"	26"	30"
3083420400	3083421400	1-1/8"	9"	12"
3083420410	3083421410	1-1/8"	14"	18"
3083420420	3083421420	1-1/8"	20"	24"
3083420430	3083421430	1-1/8"	26"	30"
3083420500	3083421500	1-1/4"	9"	12"
3083420510	3083421510	1-1/4"	14"	18"
3083420520	3083421520	1-1/4"	20"	24"
3083420530	3083421530	1-1/4"	26"	30"
3083420600	3083421600	1-3/4"	9"	12"
3083420610	3083421610	1-3/4"	14"	18"
3083420620	3083421620	1-3/4"	20"	24"
3083420630	3083421630	1-3/4"	26"	30"
3083420700	3083421700	1-1/2"	9"	12"
3083420710	3083421710	1-1/2"	14"	18"
3083420720	3083421720	1-1/2"	20"	24"
3083420730	3083421730	1-1/2"	26"	30"
3310102528	3310102532	1-5/8"	9"	12"
3310102529	3310102533	1-5/8"	14"	18"
3310102530	3310102534	1-5/8"	20"	24"
3310102531	3310102535	1-5/8"	26"	30"

Drill Steel for Sinkers Drills (cont.)

Tapered equipment gives you these features

- Better penetration rate
- Longer service life
- Longer intervals between regrinding
- Easier to adapt to different rock conditions
- Less risk of getting stuck
- Easier collaring
- Easier to drill straight holes
- Less vibrations
- Tapered bits are easier to transport

Penetration rate 25-50% higher compared to integral steel



H Thread Rods

Hexagon Shank 7/8" x 3-1/4"	Hexagon Shank 7/8" x 4-1/4"	Hexagon Shank 7/8" x 4-1/4"	Length
Part no.	Part No.	Part No.	in.
3083422100	3083422000	3083422200	12
3083422110	3083422010	3083422210	18
3083422120	3083422020	3083422220	24
3083422130	3083422030	3083422230	30
3083422140	3083422040	3083422240	36
3083422150	3083422050	3083422250	48
3083422160	3083422060	3083422260	60
3083422170	3083422070	3083422270	72
3083422180	3083422080	3083422280	96

Chisel Bit Integral Hex 1" x 4-1/3" IN

Part no.	Description
3310102006	1 5/8" bit diameter X 1' 11 5/8" length
3310102007	1 9/16" bit diameter X 2' 7 1/2" length
3310102008	1 9/16" bit diameter X 3' 11 1/4" length
3310102009	1 17/32" bit diameter X 5' 3" length
3310102010	1 17/32" bit diameter X 5' 10 7/8" length
3310102011	1 1/2" bit diameter X 7' 10 1/2" length
3310102012	1 3/8" bit diameter X 1' 3 3/4" length
3310102013	1 11/32" bit diameter X 1' 3 3/4" length
3310102014	1 3/8" bit diameter X 1' 11 5/8" length
3310102015	1 11/32" bit diameter X 2' 7 1/2" length
3310102016	1 5/16" bit diameter X 2' 7 1/2" length
3310102017	1 11/32" bit diameter X 3' 11 1/4" length
3310102018	1 5/16" bit diameter X 5' 3" length
3310102019	1 1/4" bit diameter X 7' 10 1/2" length
3310102020	1 1/4" bit diameter X 10' 6" length
3310102021	1 7/32" bit diameter X 10' 6" length

H Thread Heavy Duty Carbide Bits

Description	Bit Diameter	Part No.
	in	
Carbide Bits 1" X 3/8"	1-3/8"	3083422300
Carbide Bits 1" X 1/2"	1-1/2"	3083422310
Carbide Bits 1" X 5/8"	1-3/4"	3083 422320
Carbide Bits 1" X 3/4"	1-3/4"	3083422330
Carbide Bits 1" X 7/8"	1-7/8"	3083422340
Carbide Bits 2"	2	3083422350
Carbide Bits 2" X 1/4"	2-1/4"	3083422360
Carbide Bits 1" X 1/2"	1-1/2"	3083422370
Carbide Bits 3"	3	3083422380

Drill Steel for Sinker Drills (cont.)

11° Taper Hex 7/8" x 4-1/4" in

Description	Weight lbs	Length ft/in	Part no.
Tapared Rods, 11°, Hex 7/8" X 4 1/4" in	5.3	2	3310101937
Tapared Rods, 11°, Hex 7/8" X 4 1/4" in	9.3	4	3310101938
Tapared Rods, 11°, Hex 7/8" X 4 1/4" in	11.7	5	3310101939
Tapared Rods, 11°, Hex 7/8" X 4 1/4" in	13.0	6	3310101940
Tapared Rods, 11°, Hex 7/8" X 4 1/4" in	14.5	6'6 2/4"	3310101941
Tapared Rods, 11°, Hex 7/8" X 4 1/4" in	17.0	8	3310101942
Tapared Rods, 11°, Hex 7/8" X 4 1/4" in	18.1	8'6-3/8"	3310101943
Tapared Rods, 11°, Hex 7/8" X 4 1/4" in	22.7	10'6"	3310101944

Tapered Bits - Hex 7/8" X 4-1/4" in

Description	Dia in	No. of Buttons in	Buttons x button diameter		Flushing hole		Gauge butons angle°	Weight lbs	Part no.
			gauge - in	center - in	side	center			
Tapared Bits, 11°, 6 Buttons, Hex 7/8" X 4-1/4" in	1-1/4	8	1/4" x 1/4"	1/16" x 1/4"	1	1	39°	0.7	3310101945
Tapared Bits, 11°, 6 Buttons, Hex 7/8" X 4-1/4" in	1-5/10	8	3/16" x 1/4"	1/16" x 1/4"	1	1	40°	0.4	3310101946
Tapared Bits, 11°, 6 Buttons, Hex 7/8" X 4-1/4" in	1-11/32	8	1/4" x 1/4"	1/16" x 1/4"	2	-	40°	0.7	3310101947
Tapared Bits, 11°, 6 Buttons, Hex 7/8" X 4-1/4" in	1-13/32	7	3/16" x 5/16"	1/16" x 1/4"	1	1	35°	0.7	3310101948
Tapared Bits, 11°, 6 Buttons, Hex 7/8" X 4-1/4" in	1-1/2	7	3/16" x 3/8"	1/16" x 1/4"	1	1	35°	0.7	3310101949
Tapared Bits, 11°, 6 Buttons, Hex 7/8" X 4-1/4" in	1-5/8	7	3/16" x 3/8"	1/16" x 1/4"	2	1	35°	0.7	3310101950

Tapered Rods - 12° Taper Hex 7/8" x 4-1/4" in

Description	Weight lbs	Length ft/in	Part no.
Tapared Rods, 12°, Hex 7/8" X 4 1/4" in	5.3	2	3310102261
Tapared Rods, 12°, Hex 7/8" X 4 1/4" in	9.3	4	3310102262
Tapared Rods, 12°, Hex 7/8" X 4 1/4" in	11.7	5	3310102263
Tapared Rods, 12°, Hex 7/8" X 4 1/4" in	13.0	6	3310102264
Tapared Rods, 12°, Hex 7/8" X 4 1/4" in	14.5	6'6-2/4"	3310102265
Tapared Rods, 12°, Hex 7/8" X 4 1/4" in	17.0	8	3310102266
Tapared Rods, 12°, Hex 7/8" X 4 1/4" in	18.1	8'6-3/8"	3310102267
Tapared Rods, 12°, Hex 7/8" X 4 1/4" in	22.7	10'6"	3310102268

Tapered Bits - Hex 7/8" X 4-1/4" in

Description	Dia in	No. of Buttons in	Buttons x button diameter		Flushing hole		Gauge butons angle°	Weight lbs	Part no.
			gauge - in	center - in	side	center			
Tapared Bits, 12°, 8 Buttons, Hex 7/8" X 4-1/4" in	1-1/4	8	1/4" x 1/4"	1/16" x 1/4"	1	1	39°	0.7	3310102269
Tapared Bits, 12°, 8 Buttons, Hex 7/8" X 4-1/4" in	1-5/10	8	3/16" x 1/4"	1/16" x 1/4"	1	1	40°	0.4	3310102270
Tapared Bits, 12°, 8 Buttons, Hex 7/8" X 4-1/4" in	1-11/32	8	1/4" x 1/4"	1/16" x 1/4"	2	-	40°	0.7	3310102271
Tapared Bits, 12°, 8 Buttons, Hex 7/8" X 4-1/4" in	1-13/32	7	3/16" x 5/16"	1/16" x 1/4"	1	1	35°	0.7	3310102272
Tapared Bits, 12°, 8 Buttons, Hex 7/8" X 4-1/4" in	1-1/2	7	3/16" x 3/8"	1/16" x 1/4"	1	1	35°	0.7	3310102273
Tapared Bits, 12°, 8 Buttons, Hex 7/8" X 4-1/4" in	1-5/8	7	3/16" x 3/8"	1/16" x 1/4"	2	1	35°	0.7	3310102274

Red Hawk Gas-Driven Breakers



Maximum Productivity with Minimum Vibration

The Chicago Pneumatic Red Hawk Road delivers almost twice the impact energy of other gas-driven breakers on the market. It also offers the same power-to-weight ratio as many pneumatic or hydraulic breakers without being tied down to a power source or hoses. But the real key to productivity is the user-friendly design, which provides that increased power while minimizing the impact of vibrations on the operator. It's the perfect combination to get the job done faster.



Red Hawk Road
Hammering and stake driving



Red Hawk Rail
Tie tamping



Red Hawk Drill
Drilling and hammering

MODEL		RED HAWK ROAD	RED HAWK ROAD	RED HAWK RAIL	RED HAWK RAIL	RED HAWK DRILL
Engine type		90 cc, 2-stroke	90 cc, 2-stroke	90 cc, 2-stroke	90 cc, 2-stroke	185 cc, 2-stroke
Weight	lb	48	50	48	50	55
Length	in	29	31	29	30	30
Impact energy	ft-lb	44	44	30	30	16-18
Blow frequency	bpm	1,440	1,440	1,620	1,620	2,700
Fuel capacity	US gal	.26	.26	.26	.26	.32
Hex shank size						
						8318070298
	in	8318090029		8318090039		
	in		8318090027		8318090037	
	in		8318090023		8318090033	

Gas Powered Accessories

MODEL	Description	Taper	Part no.
U-Channel Driver	Cup Only	Small Taper	9246020583
U-Channel Shank	Shank 7/8" X 4-1/4"	Small Taper	9246020579
U-Channel Shank	Shank 1" X 4-1/4"	Small Taper	9246020580
U-Channel Shank	Shank 1-1/8" X 6"	Small Taper	9246020581
U-Channel Shank	Shank 1-1/4" X 6"	Small Taper	9246020582
1pc Stake Driver	7/8" x 4-1/4"	-	9753217399
Square Post Driver	1-1/2" Head Only	Large Taper	9245982010
Square Post Driver	1-3/4" Head Only	Large Taper	9245982020
Square Post Driver	2" Head Only	Large Taper	9245982030
Square Post Driver	2-1/2" Head Only	Large Taper	9245982040
Square Post Driver - Shank	7/8" x 4-1/4"	Large Taper	9246020162
Square Post Driver - Shank	1-1/8" x 6"	Large Taper	9246020160
Square Post Driver - Shank	1-1/4" x 6"	Large Taper	9246020161





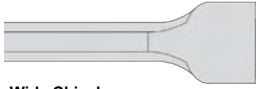








TROLLEY FOR RED HAWK BREAKERS
The optional convenient trolley enables you to move your Red Hawk breaker around worksites with minimum effort.

Trolley

DESCRIPTION	Part no.
Trolley	9234000654
Carrying harness	9238281410
Machine box	9234001125



Breaker Tool Steel

DESCRIPTION	7/8" x 3-1/4"		7/8" x 4-1/4"		1" x 3-1/4"		1-1/8" x 6"		1-1/4" x 6"	
<i>Note: Length is under collar</i>	Part no.	Length	Part no.	Length	Part no.	Length	Part no.	Length	Part no.	Length
	3083405040	10"	3083322800	14"	3083403000	15"	3083326700	14"	3083328500	14"
	3083405000	14"	3083322900	18"	3083403010	18"	3083401510	18"	3083400010	18"
	3083405010	18"			3083403020	24"	3083401520	24"	3083400020	24"
	3083405020	24"			3083403030	36"	3083401530	36"	3083400030	36"
	3083405030	36"								
Moil Point										
	3083330310	10"	3083323000	14"	3083330900	15"	3083326800	14"	3083328600	14"
	3083330300	14"	3083407100	18"	3083403110	18"	3083401610	18"	3083400110	18"
	3083405110	18"			3083403120	24"	3083401620	24"	3083400120	24"
	3083330400	24"			3083403130	36"	3083401630	36"	3083400130	36"
	3083405130	36"								
Narrow Chisel										
	3083330500	14"	3083323200	14"	3083331000	15"	3083328900	15"	3083329500	15"
	3083405210	18"	3083407200	18"	3083403200	18"	3083401700	18"	3083400200	18"
	3083405220	24"			3083403210	24"	3083401710	24"	3083400210	24"
	3083405230	36"			3083403220	36"	3083401720	36"	3083400220	36"
	3083405300	12"	3083323400	12"	4-1/2" x 5"		4-1/2" x 5"		4-1/2" x 5"	
Wide Chisel										
		4-1/2" x 5"		4-1/2" x 5"	3083403400	12"	3083401900	11"	3083400400	12"
					3083403300	13"	3083329000	13"	3083329600	13"
					5" x 6"		5" x 6"		5" x 6"	
Asphalt Cutter										
	3083330600	14"	3083323300	15"	3083331100	15"	3083329100	15"	3083329700	15"
Digging Chisel										
	3083330700	13"	N/A	3083331200	13"	3083329200	13"	3083329900	15"	
	4-3/4" x 7-1/2"			4-3/4" x 7-1/2"		5" x 6"		5" x 6"		
Digging Spade										
	3083330800	17"	3083323500	16"	3083403500	16"	3083329300	15"	3083329900	15"
	4" x 6-1/2"		4" x 6-1/2"		4" x 6-1/2"		5-1/2" x 9"		5-1/2" x 9"	
Clay Spade										
	3083405700	15"	3083323600	15"	3083331300	15"	3083329400	16"	3083330000	16"
	2" x 12"		2" x 12"		2" x 12"		2" x 12"		2" x 12"	
Frost Wedge										
	3083405800	8"	3083323800	8"	3083403700	11"	9246020160	6"	9246020161	6"
			9246020162	9"			3083326900	9"	3083328700	9"
Shaft										
Cup Driver	2 1/2" Driver Head Only	9246020159	9246020159	9246020159	9246020159	9246020159	9246020159	9246020159	9246020159	
	3" Driver Head Only	9245980065	9245980065	9245980065	9245980065	9245980065	9245980065	9245980065	9245980065	
	3083325210	7" Round	3083325210	7" Round	3083325210	7" Round	3083330100	7" Round	3083330100	7" Round
	3083323900	6" Square	3083323900	6" Round	3083323900	6" Square	3083330200	6" Square	3083330200	6" Square
							3083319700	8" Square	3083319700	8" Square
Tamping Pad										
	3371806012	ø 2-1/2"	3371806012	ø 2-1/2"	3371806012	ø 2-1/2"	3376112079	ø 4-3/4"	3376112079	ø 4-3/4"
	9245281790	ø 4"	9245281790	ø 4"	3376112077	ø 6"	3376112077	ø 6"	3376112077	ø 6"
Driver Pad										

Breaker Drill Steel

Hexagon Shank 7/8" x 4-1/4"	Drill Size	Drill Depth	Length Under Collar
Part No.	in.	in.	in.
3083421000	5/8"	6"	9"
3083421010	5/8"	9"	12"
3083421020	5/8"	14"	18"
3083421100	3/4"	6"	9"
3083421110	3/4"	9"	12"
3083421120	3/4"	14"	18"
3083421130	3/4"	20"	24"
3083421140	3/4"	26"	30"
3083421200	7/8"	6"	9"
3083421210	7/8"	9"	12"
3083421220	7/8"	14"	18"
3083421230	7/8"	20"	24"
3083421240	7/8"	26"	30"
3083421240	7/8"	26"	30"
3083421310	1"	9"	12"
3083421320	1"	14"	18"
3083421330	1"	20"	24"
3083421340	1"	26"	30"
3083421400	1-1/8"	9"	12"
3083421410	1-1/8"	14"	18"
3083421420	1-1/8"	20"	24"
3083421430	1-1/8"	26"	30"
3083421500	1-1/4"	9"	12"
3083421510	1-1/4"	14"	18"
3083421520	1-1/4"	20"	24"
3083421530	1-1/4"	26"	30"
3083421600	1-3/4"	9"	12"
3083421610	1-3/4"	14"	18"
3083421620	1-3/4"	20"	24"
3083421630	1-3/4"	26"	30"
3083421700	1-1/2"	9"	12"
3083421710	1-1/2"	14"	18"
3083421720	1-1/2"	20"	24"
3083421730	1-1/2"	26"	30"
3310102532	1-5/8"	9"	12"
3310102533	1-5/8"	14"	18"
3310102534	1-5/8"	20"	24"
3310102535	1-5/8"	26"	30"

Go to DiscountEquipment.com to order your parts

Hydraulic Power Packs

Why tow a large compressor to the site if you don't need to? The CP hydraulic power pack couldn't be more convenient. For site-to-site transportation, two people can lift it into a truck. On-site, the CP power pack can easily be wheeled around by one person.

CP hydraulic power packs are available in gasoline, diesel or electrically driven versions, and provide portable power for a long list of applications in the 5-10 gpm/2000-2500 psi range.

HOW ARE THEY TO OPERATE?

Couldn't be simpler. The thermostatically controlled oil cooler gives fast warm-up and helps prevent the hydraulic oil from overheating. Correct working temperature is achieved within minutes – even during the winter. The variable flow on/off valve allows for simple tool changes and slow start up. A gauge shows when it's time to change the filter.

WHAT ABOUT FUEL CONSUMPTION?

Many of the power packs are equipped with Power On Demand. This system automatically idles the engine when the tool is not being used and speeds it up when the tool is activated. It saves fuel and keeps noise to a minimum.



MODEL		PAC P9	PAC P13	PAC P18 +
Engine		9 HP, Honda gasoline	13 HP, Honda gasoline	18 HP, B&S Vanguard gasoline
Weight (incl oil)	lb	160	192	243
Dimensions (LxWxH)	in	23.0x20.7x26.8	27.7x23.6x29.3	28.3x27.6x29.3
Oil flow	gpm	5	5-8	5-10
Maximum pressure	psi	2200	2200	2200
Fuel capacity	US gal	1.5	1.8	1.9
HTMA Type		I	I / II	I / II
Hose included		No	No	No
Power on Demand (POD)		Yes	Yes	No
Oil control: engine oil		Yes	Yes	No
Electric start		No	No	Yes
Part number ¹⁾		1807800004	1807800006	1807800010

Pick Hammer and Breakers

LOOKING FOR FLEXIBILITY — OR JUST RAW POWER?

Either way, you've found it. CP hydraulic breakers range from flexible, lightweight models up to super heavy duty models hitting at 103 foot pounds and delivering an average of 1,276 blows per minute. Whatever the job, large or small, light or heavy, CP has the right tool in its breaker line-up.

GET MORE DONE!

The slim design of CP hydraulic breakers gives a good line of sight to the working tool point which boosts your productivity. The tools are well balanced, with no external side bolts and protruding machine parts that can come into contact with the operator's body.

QUICK COUPLINGS

Hoses are fitted with flat face HTMA quick release couplings for fast and easy connections in all work situations. The couplings are designed to help keep hydraulic systems clean on work sites where there are large amounts of dust and dirt.



BRK 25 D

A POWERFUL HORIZONTAL PICK HAMMER

Get a grip on horizontal tasks! With an impact energy of 18 foot pounds at 2,400 blows/min., the BRK 25 D D-handle hammer is the powerful choice for horizontal work in renovation, demolition and structural alteration. The detachable front handle, available as an optional extra, pivots 360° for optimal positioning.

For tool steel, please refer to page 12.



MODEL		BRK 25 D
Part Number		1801174612
Shank size	Hex in	7/8 x 3 1/4
Weight	lbs	28
Length	in	26
Oil flow	gpm	5
Working pressure	psi	1160-1450
Return line pressure max	psi	145
Vibration level (ISO 8662-5)	m/s ²	16.5
Impact rate (5 gpm)	blows/min	2300
HTMA class		I

Pick Hammer and Breakers



BRK 40

LIGHTWEIGHT , MULTI-PURPOSE BREAKERS

The perfect choice for indoor and outdoor renovation and demolition jobs, BRK 40 breakers have an impact energy of 48 foot pounds at 1,600 blows/min. Brickwork, frozen soil, asphalt, and concrete are no match for these tough, lightweight breakers. Frequently chosen by contractors and rentals, BRK 40 breakers are also effective for tamping and compaction and are used by railroad companies for tie tamping applications.

BRK 70

HEAVY-DUTY, MULTI-PURPOSE BREAKERS

Get the job done, fast! BRK 70 breakers are ideal for heavier jobs in tough materials such as asphalt, frozen soil, and reinforced concrete. They work at a standard flow rate of 8 gpm and at 5 gpm with a simple adjustment.

For tool steel, please refer to page 12.

BRK 55

MEDIUM WEIGHT, MULTI-PURPOSE BREAKERS

A favorite with rental companies, BRK 55 breakers are the ideal choice for road building and maintenance applications. Whether it's asphalt, brickwork, frozen soil, or concrete, the BRK 55 gives you reliable performance. Can be used with both 8 gpm and 5 gpm power packs.

BRK 95

SUPER HEAVY-DUTY BREAKERS

Handheld breakers don't get much more powerful than this. With an impact energy of 103 foot pounds and an impact rate of 1,275 blows/min., in some situations, the BRK 95 can even replace small excavators with breaker attachments. Ideal for breaking heavy asphalt, reinforced concrete and foundations, these powerful machines are the rugged choice for utility construction, street maintenance, repair of water and gas lines and general construction jobs.

MODEL		BRK 40 VR	BRK 40 VR	BRK 40 VR	BRK 55 VR	BRK 55 VR	BRK 55 VR	BRK 70 VR	BRK 70 VR	BRK 95 VR	BRK 95 VR
Part Number		1801344719	1801344720	1801344721	1801354723	1801354724	1801800003	1801800004	1801364727	1801800005	1801374729
Weight	lbs	50	50	50	62	62	62	72	72	85	85
Length	in	26	26	26	27	27	27	30	30	30	30
Shank size	Hex in	1 x 4 1/4"	1 1/8 x 6"	1 1/4 x 6"	1 x 4 1/4"	1 1/4 x 6"	1 1/8 x 6"	1 1/8 x 6"	1 1/4 x 6"	1 1/8 x 6"	1 1/4 x 6"
Oil flow	gpm	5	5		8 ¹⁾	8 ¹⁾	8 ¹⁾	8 ¹⁾	8 ¹⁾	8 ²⁾	8 ²⁾
Working pressure	psi	1500-1800	1500-1800	1500-1800	1668-1885	1668-1885	1668-1885	1668-1885	1668-1885	1668-1885	1668-1885
Return line pressure max	psi	145	145	145	510	510	510	510	510	300	300
Vibration level (ISO 8662-5) ³⁾	m/s ²	5.0	5.0	5.0	5.0	5.0	5.0	5.8	5.8	6.4	6.4
Impact rate (5 gpm)	blows/min	1400	1400	1400	1500	1500	1500	1350	1350	-	-
Impact rate (8 gpm)	blows/min	-	-	-	2100	2100	2100	1750	1750	1150	1150
Impact rate (10 gpm)	blows/min	-	-	-	-	-	-	-	-	1600	1600
HTMA class		I	I	I	II (I) ¹⁾	II (I) ¹⁾	II (I) ¹⁾	II (I) ¹⁾	II (I) ¹⁾	II ²⁾	II ²⁾

¹⁾ Can be adjusted to 5 gpm

²⁾ Can be adjusted to 10 gpm

³⁾ BRK 40, BRK 55 and BRK 70 measured at 5 gpm/min, BRK 95 measured at 8 gpm/min

Important: At delivery, breakers BRK25, and BRK 40(VR) are factory set to 5 gpm (HTMA class I). They cannot be adjusted to a higher flow. BRK 55(VR), BRK 70(VR) are factory set to 8 gpm (EHTMA class II). There is a plastic bag in the package with a label and rusticator nipple that should be mounted on the tank line (T) if there is a need for the breaker to be set to 5gpm. The size of the orifice is stamped on the nipple. BRK 95(VR) is supplied factory set to 8 gpm (EHTMA class II). They also have a plastic bag in the package with a label and a nipple with no rusticator if there is a need for the breaker to be operated at 10gpm (EHTMA class III)

Cut-Off Saws

They may be light and compact, but don't be fooled. A CP hydraulic cut-off saw with the right blade will cut through concrete, asphalt and steel. With our 16-inch saw at full throttle, you have the raw power of a gasoline powered engine in your hand.

The open cutting face makes the CP cut-off saw easy to use, even under the most demanding conditions. The simple, direct drive configuration reduces maintenance, especially in comparison with belt-driven saws.

A water kit is available to provide a supply of cooling water where needed.



MODEL		SAW 14	SAW 16
Weight	lb	26	23.4
Oil flow	gpm	5-8	5-10
Max oil pressure	psi	2500	2500
Revolutions	rpm	2500-4000	2000-4000
Circumferential speed	ft/s	151-246	138-279
Blade size	in	14	16
Arbor hole diameter	in	1	1
Cutting depth when used handheld	in	5	6
Cutting depth when mounted in cart	in	4	5
HTMA Type		I / II	I / II
Part number		1809014003	1809016613



Core Drills

Take a CP hydraulic core drill with you when installing drainage, sewer and water pipes, or cable and ventilation ducts where large, deep holes are needed. CP core drills are well suited for drilling concrete, masonry and asphalt materials. They can be operated freehand or mounted in a drill stand.

Hydraulic control of the drill torque helps to reduce kickback when drill bits jam. So you're in control, even when drilling holes of 8 inches in diameter and above. Due to the compact design of the CP core drill, you can easily drill holes of up to 8 inches freehand.

MODEL		COR 5	COR 15
Weight	lb	21	21
Oil flow	gpm	5 - 8	5 - 8
Length without drill	in	16	16
Working pressure	psi	1160 - 2500	1160 - 2500
Revolutions	rpm	600 - 900	1500 - 2250
Drill diameter	in	2 - 8	0.5 - 3
Thread female (drive) ¹⁾		½" BSP	½" BSP
HTMA Type		I / II	I / II
Part number		1806101454	1806101455

¹⁾ ½" BSP male x 1 ¼" UNC male drive adaptor included for use of larger diameter core bits.

Water Kit

Diamond blades and core bits need a constant supply of water to cool, flush away slurry and suppress dust. On remote sites where there is no water supply, we recommend the CP water kit, a small pressurized water container.

Item number: 3371 8090 02

Post Drivers



Driving down posts or rods for fences, road signs, crash barriers, tent anchors, or other purposes calls for a tough machine with plenty of power.

HERE IT IS!

Whatever the ground condition or material, whether it's soft soil or rock-hard asphalt, a CP post driver will drive down your posts in record-breaking time with no effort from you. The sheer force of the blows is impressive.

CP POST DRIVERS COME IN TWO VERSIONS.

The T version has the trigger function mounted directly on the driver for short post driving. The RV version is equipped with an On/Off valve mounted at the end of a 2 m long tail hose, for remote operation on long poles. All models can be used handheld. On long poles, the CP post driver is lifted up together with the pole.

THREE MODEL SIZES

Three models, PDR 30, PDR 75 and PDR 95, each designed for specific applications, helps you to find the perfect CP post driver for any driving job. For large-scale jobs, the PDR 75 and PDR 95 are often used together with tractors or cranes, which make it easier to lift and guide the driver.

CHOICE OF ADAPTORS

A choice of adaptors means you can handle a range of different post shapes. The tool can be powered by a hydraulic power pack or connected to a hydraulic outlet on a truck, excavator or loader.

PDR 30

The PDR 30 T is a lightweight high-frequency driver for fast driving of small diameter rod, anchors, fencing, tent stakes, earth connectors, or similar. A built-in trigger handle that activates impact when pressed gives simple, fast driving. The driver accepts standard 2 in (50 mm) rods, and adaptors or bushing inserts are available for rods from 3/4-2 1/2 in (18-65 mm).

PDR 75

The PDR 75 is an all-round driver for post driving, anchoring and fencing, and is equally effective for steel or wood posts. Use the slide-in adaptor system and, within seconds, the driver is ready to handle profiles up to a max. diameter of 3 3/4 in (96 mm).

PDR 95

The PDR 95 is a heavy-duty post driver that has the muscle to drive large posts in the toughest sand or soil conditions. Adaptors are available for most common post sizes up to 6 in (50 mm) diameter. Drive adaptors are designed so that the striking piston hits them directly for maximum driving power.

MODEL		PDR 30 T	PDR 75 T	PDR 75 RV	PDR 95 T	LPDR 95 RV
Activation type		By trigger lever	By trigger lever	By remote valve	By trigger lever	By remote valve
Hydraulic system		Open centre	Open centre	Open- or closed-centre	Open centre	Open- or closed-centre
Weight (incl hoses)	lb	39	75	76	86	88
Oil flow	gpm	5	5-8	5-8	8-10	8-10
Working pressure	psi (bar)	1160-1450	1522-2030	1522-2030	1522-1812	1522-1812
Impact rate at 30 l/min	blows/min	2300 ²⁾	1680	1680	1320	1320
Vibration level 3 axes (ISO 28927-10) ¹⁾	m/s ²	17.5	12.8	-	20.1	-
Sound pressure level (ISO 11203) ¹⁾	Lp, r=1m	102	102	102	105	105
HTMA class		I	I / II	I / II	II	II
Part number		1801394007	1801404001	1801405001	1801414001	1801415001

¹⁾ Important: Full details of measurement is available in the Safety and Operating Instruction of the product (part no 3392 5229 01). It can be found on www.cpprintshop.com

Important: At delivery, PDR 30T is factory set to 5 gpm (EHTMA C). This cannot be adjusted to a higher flow. PDR 75T/RV and PDR 95 T/RV are factory set to 8 gpm (EHTMA D). There is a plastic bag in the package with a label and restrictor nipple that should be mounted to the tank line (T) if there is a need for the breaker to be set to 5 gpm.

Post Puller

Several tons of raw pulling power!



Removing steel or wooden fence posts, crash barriers, or concrete foundations?

With 6 tons of pulling power and an automatic chain-tightening clamp, the CP post puller has the muscle you need to get the job done.

The machine accepts a wide range of different shapes and, if needed, you can use a separate hand lever to add another 4 tons of pulling force!

The CP post puller can be powered by a hydraulic power pack, or connected to a hydraulic outlet on a truck, excavator or loader.

MODEL	PPU 22 HD	
Service weight	lb	132
Oil flow	gpm	5-8
Working pressure	psi	1450-2320
Max back pressure	psi	435
Lift capacity per stroke	in	1/2-8
Pulling force	lb	13,228
Full pulling force	lb	22,046
HTMA class		I / II
Part number		1801810004

Adaptors

Choice of adaptors

A choice of adaptors means you can handle a range of different post shapes. The tool can be powered by a hydraulic power pack or connected to a hydraulic outlet on a truck, excavator or loader.

MODEL	Description	Shape	Part number
<i>Adaptors for PDR 30 T</i>	Round bush ID 5/8"	Round	3371806056
	Round bush ID 1"	Round	3371806057
	Round driver head ID 2.5".	Round	3371806058
	Round T-post adaptor 1-3/4" ID	Round	1801415000
<i>Adaptors for PDR 75 T and PDR 75 RV</i>	2 1/4" ID	Square	3371806032
	4x2-3/4" ID	Universal	3371806033
	3-3/4" ID	Round	3371806034
	2 1/2" x 3 3/4" male anvil (required to drive 2 1/2" pipe)		9246020578
	3 1/2" x 3 3/4" female anvil (required to drive 3 1/2" pipe)		9246020845
<i>Solid adaptors for PDR 95 T and PDR 95 RV</i>	For 6.0 in. tubes and 140 mm poles	Round	3371806052
	For 5.30-5.75 in (Ø135-145 mm) tubes	Round	3371806053
	For 4.15-4.50 (Ø105-115 mm) tubes	Round	3371806054
	For 6 mm poles	Round	3371806055
<i>Guide adaptor kits for PDR 95 T and PDR 95 RV</i>	For IPE/Sigma/C 3 1/2" (100 mm) beams	Rectangular	3371806045
	For IPE/C 6 in (120 mm) beams	Rectangular	3371806046
	For 2 1/2 in. tubes and 70-75 mm poles	Round	3371806047
	For 3.0 in. tubes and 80-85 mm poles	Round	3371806048
	For 3 1/2 in. tubes and 95-100 mm poles	Round	3371806049
	For 4 in. tubes and 105-110 mm poles	Round	3371806050
	For 5 in. tubes and 125-135 mm poles	Round	3371806051

Hydraulic Line Accessories

Hydraulic oil

Two 4-liter bottles of biodegradable hydraulic oil is included in the delivery of each power pack, *part number 3371 8077 77.*



Extension hoses



By using one or two extension hoses you can work with hoses 20 m long, or even longer. The length you can use will depend on the flow, type of tool and return pressure on the excavator or skid steer. The extension hose is fitted with flat-face, quick release couplings on both ends. An external protective sleeve reduces wear and keeps the hoses together.

NOTE: Fitted with flat face quick release couplings.

HOSES	ft (m)	23 (7)	39 (12)
Flat face quick couplings	dimension	1/2"	1/2"
HTMA class		I / II	I / II
Part number		3371801087	3371801089

Go to Discount-Equipment.com to order your parts

Air Compressors

⚠ Danger: Compressed air should never be supplied as breathing air. Chicago Pneumatic assumes no responsibility or liability related to the purchaser's/user's breathing system. The information contained herein is general in nature and is not intended for specific construction, installation or application purposes.

CPS 110-100

STANDARD CONFIGURATION:

- 110% Spill Free Containment, with remote drains.
- Kubota D902 Tier 4 Final 25hp mechanical diesel engine (muffler only) with starter protection.
- Thermostatic By Pass Valve, Anti-airlock system in fuel lines to guarantee starting.
- Electrical shutoff switch.
- 110V Block Heater
- Polyethylene canopy built for heavy-duty applications. Base frame with 3 layer anti-corrosion paint.
- Designed to reduce maintenance time with easy access filters and fluids. Pressure vessel comes with spin on filter.
- Two 3/4" ball valves.
- DOT towing package; Road lights (4 way flat plug), 3" pintle towing hitch, Torsion axle, VIN, Adjustable jack stand, No brakes.



Compressor		CPS 110 KD8 T4F**
Part number		8162061086
Free air delivery (FAD) @ effective working pressure	cfm	95
Normal effective working pressure	psig	100
Maximum unloaded pressure	psig	115
Minimum working pressure	psig	58
Air compressor outlets		2 x 3/4"
Max. sound pressure level (LPA) at 7m (23ft)	dB(A)	71
Max. ambient temperature at sea level	°F	122
Min. starting temperature (cold start aid)	°F	-14
Compressor oil	Gal	1.98
Capacity fuel tank	Gal (L)	7.52 (28.5)
Fuel consumption @ 100% load	Gal/hr (L/hr)	1.28
Fuel autonomy at full load standard*	hr	5.7
Maximum Altitude	ft	4,000
Engine		
Model		Kubota D902 T4F
Number of cylinders		3
Displacement	L	.898
Power output @ normal shaft speed	hp	25
Emissions level		N/A
Full load rpm	rpm	3,600
Unload rpm	rpm	2,000
Trailer undercarriage dimensions		
Length x width x height	Inches	79 x 48 x 51
Weight (wet)	lbs (kg)	1,100 (498)
Box/skid unit dimensions		
Length x width x height	Inches	61 x 41 x 38
Weight (wet)	lbs (kg)	970 (440)

**Measured according to ISO 1217, 2009 annex D. Dependant on ambient conditions and temperature.

Consult Chicago Pneumatic for proper de-rating instructions for operation beyond ambient limitations. Design and specifications are subject to change without notice or obligation.

COMMON OPTIONS	Part Number	Description
Support Mounted	1638294900	Support Mounted
3/4" O.S.H.A. Valve	1310030059	1" 3/4" OSHA valve (ships loose inside unit)
Ball Couplings	1310032964	2-5/16" ball coupling
	1310072216	2" "bulldog" coupling

*Consult with your local Sales Rep. for other options or features required.

Air Compressors

⚠ Danger: Compressed air should never be supplied as breathing air. Chicago Pneumatic assumes no responsibility or liability related to the purchaser's/user's breathing system. The information contained herein is general in nature and is not intended for specific construction, installation or application purposes.

CP T110

STANDARD CONFIGURATION:

- After Cooler (AFT) and Water Separator (WS) standard
- 110% Spill Free Containment, with remote drains.
- Kubota D902 Tier 4 Final 25hp mechanical diesel engine (muffler only) with starter protection.
- Thermostatic By Pass Valve, Anti-airlock system in fuel lines to guarantee starting.
- Electrical shutoff switch. Utility Metal canopy built for heavy-duty applications with 3 layer anti-corrosion paint.
- Designed to reduce maintenance time with easy access filters and fluids. Pressure vessel comes with spin on filter. Base frame with built forklift slots.
- Cold Start (CS)
- Additional Fuel Filter (AFF)



Compressor		T 110 KD8 CS AFF
Part number		8162104543
Normal effective working	bar(psi)	7(100)
Free air delivery	l/s	51.9
	cfm	95
	m3/min	3.1
Max. ambient temperature at sea level	°F	122
Min. starting temperature	°F	14
Min. starting temperature (Cold Start Aid)	°F	-4
Engine		
Model		Kubota D902
Number of cylinder		3
Power output @ normal shaft speed	hp	25
Full load RPM	rpm	3600
Unload RPM	rpm	2000
Engine oil	gal	0.8
Compressor oil	gal	1.3
Fuel tank	gal	5.3
Optional extended fuel tank	gal	2.6
Dimensions		
Length	inch	62
Width	inch	29
Height	inch	33
Weight	lbs	1102

**Measured according to ISO 1217, 2009 annex D. Dependant on ambient conditions and temperature.

Consult Chicago Pneumatic for proper de-rating instructions for operation beyond ambient limitations. Design and specifications are subject to change without notice or obligation.

Air Compressors



Danger: Compressed air should never be supplied as breathing air. Chicago Pneumatic assumes no responsibility or liability related to the purchaser's/user's breathing system. The information contained herein is general in nature and is not intended for specific construction, installation or application purposes.

CPS 185 KDU

STANDARD CONFIGURATION:

- Kubota V2403 Naturally Aspirated, 49hp, Tier 4 Final diesel engine, w/DOC/DPF after treatment (No DEF), 120V Block heater.
- Thermostatic Bypass valve on compressor oil system.
- CP XC2003 controller; Operational monitoring, diagnostics and safety warning/shutdowns such as high engine temp and low fuel.
- Support mounted frame suitable for fix mounting on a truck deck.
- All service points plumbed to single side for ease.
- Heavy Duty Battery.



Compressor		CPS 185 KDU T4F**
Part number		8972422738
Free air delivery (FAD) @ effective working pressure	cfm	185
Normal effective working pressure	psig	100
Maximum unloaded pressure	psig	125
Minimum working pressure	psig	58
Air compressor outlets		(1) x 1¼" NPT *
Max.sound pressure level (LPA) at 7m (23ft)	dB(A)	76
Max. ambient temperature at sea level	°F	125
Min. starting temperature (cold start aid)	°F	N/A
Compressor oil	Gal	2
Capacity fuel tank	Gal (L)	20 (75)
Fuel consumption @ 100% load	Gal/hr (L/hr)	2.3 (8.8)
Fuel autonomy at full load standard*	hr	8.6
Engine		
Model		Kubota V2403 NA
Number of cylinders		4
Displacement	L	2.41
Power output @ normal shaft speed	hp	49
Emissions level		Tier 4 Final
Full load rpm	rpm	2,700
Unload rpm	rpm	1,600
Box/skid unit dimensions		
Length x width x height	Inches	86 x 34 x 57
Weight (wet)	lbs (kg)	2,060 (934)

**Measured according to ISO 1217, 2009 annex D. Dependant on ambient conditions and temperature.

*Does have a single 1 x 1/4" outlet, but is shipped with a 2 x 3/4" Y valve.

Consult Chicago Pneumatic for proper de-rating instructions for operation beyond ambient limitations. Design and specifications are subject to change without notice or obligation.

COMMON OPTIONS	Part Number	Description
Safety Cartridge (Air Compressor)	0010001012	Secondary air filter safety cartridge for air compressor.
¾" O.S.H.A. Valve	1310030059	Comes with 2 x ¾" OSHA valves (ships loose inside unit)
90° degree air outlet	0010001021	90° degree air outlet (ships loose inside unit)
Cold Weather	0010001036	Synthetic Compressor Oil

*Consult with your local Sales Rep. for other options or features required.

Air Compressors

⚠ Danger: Compressed air should never be supplied as breathing air. Chicago Pneumatic assumes no responsibility or liability related to the purchaser's/user's breathing system. The information contained herein is general in nature and is not intended for specific construction, installation or application purposes.

CPS 175-100

STANDARD CONFIGURATION:

- Kubota Tier 4 Final diesel engine,
- Thermostatic Bypass valve on compressor oil system.
- Synthetic based Compressor Oil (1000hrs/2yr service interval).
- Minimum starting temperature of -4F
- CP XC1004 controller comes with disconnect switch standard;
- Operational monitoring, diagnostics and safety warning/shutdowns such as high engine temp and low fuel.
- Heavy Duty Battery.
- Spillage Free Frame.
- RedRock™ hood and 3-layer painting of metal parts
- DOT towing package; Road lights (4 way flat plug), Adjustable height
- 3" pintle towing eye, 13" wheels and torsion axle, VIN, adjustable jack stand, No brakes
- - Heavy Duty torsion axle rated at 1,875 lbs



Compressor		CPS 175 - 100
Part Number		88162010131
Free air delivery (FAD) @ effective working pressure	cfm	170
Normal effective working pressure	psig	100
Maximum unloaded pressure	psig	125
Minimum working pressure	psig	72
Air compressor outlets		2 x ¾"
Max.sound pressure level (LPA) at 7m (23ft)	dB(A)	76
Max. ambient temperature at sea level	°F	122
Min. starting temperature (cold start aid)	°F	-13
Compressor oil	Gal	2.5
Capacity fuel tank	Gal (L)	27 (102)
Fuel consumption @ 100% load	Gal/hr (L/hr)	2.37 (8.97)
Fuel autonomy at full load standard*	hr	11.4
Engine		
Model		Kubota Tier 4 Final
Number of cylinders		3
Displacement	L	1.82
Power output @ normal shaft speed	hp	49
Emissions level		Tier 4 Final
Full load rpm	rpm	2,500
Unload rpm	rpm	1,800
Trailer undercarriage dimensions		
Length x width x height	Inches	131.85 x 62.13 x 65.34
Weight (wet)	lbs (kg)	2,110 (952)
Box/skid unit dimensions		
Length x width x height	Inches	84.91 x 52.44 x 61.91
Weight (wet)	lbs (kg)	2,046 (928)

*Measured according to ISO 1217, 2009 annex D. Dependant on ambient conditions and temperature.

** Cold weather package includes: GENOIL S, Engine block heater, CCV heater (recommended for use in below freezing temperatures).

Consult Chicago Pneumatic for proper de-rating instructions for operation beyond ambient limitations. Design and specifications are subject to change without notice or obligation.

Air Compressors



Danger: Compressed air should never be supplied as breathing air. Chicago Pneumatic assumes no responsibility or liability related to the purchaser's/user's breathing system. The information contained herein is general in nature and is not intended for specific construction, installation or application purposes.

CPS 175-100 T3

STANDARD CONFIGURATION:

- Kubota Tier 3 diesel engine,
- Thermostatic Bypass valve on compressor oil system.
- Synthetic based Compressor Oil (1000hrs/2yr service interval).
- Minimum starting temperature of -4F
- CP XC1004 controller comes with disconnect switch standard;
- Operational monitoring, diagnostics and safety warning/shutdowns such as high engine temp and low fuel.
- Heavy Duty Battery.
- Spillage Free Frame.
- RedRock™ hood and 3-layer painting of metal parts
- DOT towing package; Road lights (4 way flat plug), Adjustable height 3" pintle towing eye, 13" wheels and torsion axle, VIN, adjustable jack stand, No brakes
- - Heavy Duty torsion axle rated at 1,875 lbs



Compressor		CPS 175 - 100 T3
Part Number		8162010178
Free air delivery (FAD) @ effective working pressure	cfm	170
Normal effective working pressure	psig	100
Maximum unloaded pressure	psig	125
Minimum working pressure	psig	72
Air compressor outlets		2 x 3/4"
Max.sound pressure level (LPA) at 7m (23ft)	dB(A)	70
Max. ambient temperature at sea level	°F	122
Min. starting temperature (cold start aid)	°F	-4
Compressor oil	Gal	2.25
Capacity fuel tank	Gal	15.9
Fuel consumption @ 100% load	Gal/hr (L/hr)	
Fuel autonomy at full load standard*	hr	
Engine		
Model		Kubota V1505-T
Number of cylinders		4
Displacement	L	
Power output @ normal shaft speed	hp	44
Emissions level		Tier III
Full load rpm	rpm	3,000
Unload rpm	rpm	1,850
Trailer undercarriage dimensions		
Length x width x height	Inches	117.1 x 53.0 x 55.91
Weight (wet)	lbs	1,638
Box/skid unit dimensions		
Length x width x height	Inches	76.2 x 46.2 x 48.8
Weight (wet)	lbs	1,431

*Measured according to ISO 1217, 2009 annex D. Dependant on ambient conditions and temperature.

** Cold weather package includes: GENOIL S, Engine block heater, CCV heater (recommended for use in below freezing temperatures).

Consult Chicago Pneumatic for proper de-rating instructions for operation beyond ambient limitations. Design and specifications are subject to change without notice or obligation.

Air Compressors



Danger: Compressed air should never be supplied as breathing air. Chicago Pneumatic assumes no responsibility or liability related to the purchaser's/user's breathing system. The information contained herein is general in nature and is not intended for specific construction, installation or application purposes.

CPS 185-100

STANDARD CONFIGURATION:

- 110% Containment
- Less than 1 hour service time with no special tools required
- 1000 hrs/1 years service interval on compressor circuit
- 500 hrs service interval on engine oil for long service Lowest Repair Cost
- Redrock canopy to protect your investment
- CP C90 latest generation screw element
- Kohler Powered
- Reliable water cooled engine with standard 3 year warranty
- Engine now exhausted vertically for ergonomics
- Unmatchable Compactness and Best mobility
- Integrated toolbox fits a 90lb hammer only with the 15" tire variant
- External lifting structure
- Easy to Use XC1004 controller. IP65: Fully dust and waterproof. Tested for resistance to vibrations/shocks
- External lifting eye makes it easy to get on and off site quickly.
- No berms required as fluids contained onboard
- Water or spills easily drained through centralized port.



Compressor		CPS 185-100 KOD CW	CPS 185 - 100
Part Number		8972426004	8972422001
Wheel and tire	inches	15	15
Free air delivery (FAD) @ effective working pressure	cfm		180
Normal effective working pressure	psig		100
Maximum unloaded pressure	psig		125
Minimum working pressure	psig		72
Air compressor outlets			2 x 3/4"
Max.sound pressure level (LPA) at 7m (23ft)	dB(A)		76
Max. ambient temperature at sea level	°F		122
Min. starting temperature (cold start aid)	°F		-13
Compressor oil	Gal		2.5
Capacity fuel tank	Gal (L)		27 (102)
Fuel consumption @ 100% load	Gal/hr (L/hr)		2.37 (8.97)
Fuel autonomy at full load standard*	hr		11.4
Engine			
Model			Kohler KDI 1903 TCR
Number of cylinders			3
Displacement	L		1.82
Power output @ normal shaft speed	hp		49
Emissions level			Tier 4 Final
Full load rpm	rpm		2,500
Unload rpm	rpm		1,800
Trailer undercarriage dimensions			
Length x width x height	Inches		131.85 x 62.13 x 65.34
Weight (wet)	lbs (kg)		2,110 (952)
Box/skid unit dimensions			
Length x width x height	Inches		84.91 x 52.44 x 61.91
Weight (wet)	lbs (kg)		2,046 (928)

*Measured according to ISO 1217, 2009 annex D. Dependant on ambient conditions and temperature.

** Cold weather package includes: GENOIL S, Engine block heater, CCV heater (recommended for use in below freezing temperatures).

Consult Chicago Pneumatic for proper de-rating instructions for operation beyond ambient limitations. Design and specifications are subject to change without notice or obligation.

COMMON OPTIONS

	Part Number	Description
Extended drawbar	0010001043	Allows extra space on the drawbar for customization and added features. Comes with adjustable jockey wheel.
Ball Coupling (ships loose inside machine)	1310032964	2 5/16" ball coupling (ships loose inside unit) 2" "Bulldog" coupling (ships loose inside unit)
External Hose Reel(s) Note: Hose reel options include the extended drawbar, air hoses are not included in this option.	0010001042 0010001041 0010001040	50' Single live hose reel (no air hose) w/ extended drawbar. 100' Single live hose reel (no air hose) w/ extended drawbar. 50' Double live hose reel (no air hose) w/ extended drawbar. 100' Double live hose reel (no air hose) w/ extended drawbar.
3/4" O.S.H.A. Valve	1310030059	Comes with 2 x 3/4" OSHA valves (ships loose inside unit)
Safety Cartridge (Air Compressor)	0010001177 1310265705	Secondary air filter safety cartridge for air compressor.
Support Mount	0010001135	Support mount

*Consult with your local Sales Rep. for other options or features required.

Go to Discount-Equipment.com to order your parts

Air Compressors



Danger: Compressed air should never be supplied as breathing air. Chicago Pneumatic assumes no responsibility or liability related to the purchaser's/user's breathing system. The information contained herein is general in nature and is not intended for specific construction, installation or application purposes.

CPS 250-150

STANDARD CONFIGURATION:

- 110% Spill Free Containment, with remote drains.
- Kubota V2403T Tier 4 Final 65hp diesel engine w/DOC/DPF after treatment (No DEF)
- CP XC2003 controller; Operational monitoring, diagnostics and safety warning/shutdowns such as high engine temp and low fuel.
- Adjustable pressure and flow settings.
- Thermostatic Bypass valve on compressor oil system.
- Polyethylene canopy built for heavy-duty applications. Base frame with 3 layer anti-corrosion paint.
- Designed to reduce maintenance time with easy access filters and fluids (Under 1 hour).
- Pressure vessel comes with spin on filter.
- DOT towing package; Road lights (4 way flat plug), Adjustable 3" pintle towing hitch, Torsion axle, VIN, Adjustable jack stand, No brakes. 110 volt block heater standard.



Compressor		CPS 250 KD8 T4F*	CPS 250 KD8 T4F* + Aftercooler & Water Separator
Part number		8162010023	8162010070
Free air delivery (FAD) @ effective working pressure*	cfm		185 - 240
Normal effective working pressure	psig		189 - 150
Maximum unloaded pressure	psig		155
Minimum working pressure	psig		58
Air compressor outlets			1 x 1 1/2" & 3 x 3/4"
Max.sound pressure level (LPA) at 7m (23ft)	dB(A)		76
Max. ambient temperature at sea level	°F		113 (45C)
Min. starting temperature (cold start aid)	°F		-4F (-20C)
Compressor oil	Gal (L)		2.9 (11)
Capacity fuel tank	Gal (L)		23 (87)
Fuel consumption @ 100% load	Gal/hr (L/hr)		3.4 (13)
Fuel autonomy at full load standard	hr		6.7
Capacity of diesel exhaust fluid	Gal (L)		N/A
Max Altitude	ft		16,000
Engine			
Model			Kubota V2403
Number of cylinders			4
Displacement	L		2.4
Power output @ normal shaft speed	hp		65
Emissions level			Tier 4 Final
Full load rpm	rpm		2,700
Unload rpm	rpm		1,800
Box/skid unit dimensions			
Length x width x height	Inches		85 x 50 x 47
Weight (wet)	lbs (kg)		2,425 (1,100)
Trailer undercarriage dimensions			
Length x width x height	Inches		150 x 63 x 62
Weight (wet)	lbs (kg)		2,866 (1,300)

*Measured according to ISO 1217, 2009 annex D. Dependant on ambient conditions and temperature.

Consult Chicago Pneumatic for proper de-rating instructions for operation beyond ambient limitations. Design and specifications are subject to change without notice or obligation.

COMMON OPTIONS	Part Number	Description
Support Mounted	1638390401	Unit comes mounted on skid (no wheels or drawbar)
Ball Couplings	1310032964	2-5/16" ball coupling

*Consult with your local Sales Rep. for other options or features required.

Air Compressors

⚠ Danger: Compressed air should never be supplied as breathing air. Chicago Pneumatic assumes no responsibility or liability related to the purchaser's/user's breathing system. The information contained herein is general in nature and is not intended for specific construction, installation or application purposes.

CPS 400 RANGE

STANDARD CONFIGURATION:

- The Chicago Pneumatic CPS 400 is a single-stage oil-injected rotary screw type air compressor, powered by a liquid-cooled, four-cylinder diesel engine.
- The unit consists of an air end, diesel engine, cooling circuit, air/oil separation and control systems - all enclosed within a Redrock™ polyethylene shell.
- Unique features – 110% fluid containment, external lifting eye, new easy to use controller XC1004.
- New improved design separator vessel that allows the change of the oil separator filter in less than 5 minutes, condensate flashing for the aftercooler option, removable baffle for easy access, FleetLink, and extras for CPS 400 - 200 MP: Eco Mode, electronically controlled pressure up to 200 PSI with 2 psi increments



Compressor		CPS 400-150		CPS 400-200 MP	
		8972422851 T4F	8972422852 PFF	8972422853 MP	8972422854 PFF
Part number					
Free air delivery (FAD) @ effective working pressure*	cfm	400 - 375		400 - 350	
Normal effective working pressure	psig	100 - 150		100 - 200	
Minimum working pressure	psig	72		72	
Air compressor outlets		2 x ¾" & 1 x 1 ½"		2 x ¾" & 1 x 1 ½"	
Max. sound pressure level (LPA) at 7m (23ft)	dB(A)	TBD		TBD	
Max. ambient temperature at sea level	°F	122 (50C)		125(50C)	
Min. starting temperature (cold start aid)	°F	14 (-10) / -13 (-25)		14 (-10) / -13 (-25)	
Compressor oil	Gal (L)	6.7 (25.4)		6.3 (25.4)	
Capacity fuel tank	Gal (L)	52 (197)		52 (197)	
Fuel consumption @ 100% load	Gal/hr (L/hr)	6.47 (24.5)		6.47 (24.5)	
Fuel autonomy at full load standard*	hr	8		8	
Capacity of diesel exhaust fluid	Gal (L)	5.4 (20.4)		5.4 (20.4)	
Engine					
Model	Kohler	KDI 3404 TCR			
Number of cylinders		4			
Displacement	cu in (L)	205 (3.36)			
Power output @ normal shaft speed	hp	134			
Emissions level		Tier 4 Final			
Full load rpm	rpm	2200 @ 100 PSI	2066 @ 150 PSI	1926 @ 200 PSI	
Unload rpm	rpm	1500			
Box/skid unit dimensions					
Length x width x height	Inches	121 x 59 x 72			
Weight (wet)	lbs (kg)	4520 (2,050)			
Trailer undercarriage dimensions					
Length x width x height	Inches	167 x 73 x 81			
Weight (wet)	lbs (kg)	4,100 (1,859)			

*Measured according to ISO 1217, 2009 annex D. Dependant on ambient conditions and temperature.

**Aftercooler, water separator, filters

Consult Chicago Pneumatic for proper de-rating instructions for operation beyond ambient limitations. Design and specifications are subject to change without notice or obligation.

COMMON OPTIONS

	Part Number	Description
Skid Under Carriage	0010001117	Unit comes mounted on skid (no wheels or drawbar)
Ball Coupling (ships loose inside machine)	1310032964	2 5/16" ball coupling (ships loose inside unit)
	1310072216	2" "Bulldog" coupling (ships loose inside unit)

*Consult with your local Sales Rep. for other options or features required: Extra options available lie: external toolbox, hose reels, fork lift pockets, External fuel tank connection, solar battery charger, Fleet Link

Air Compressors



Danger: Compressed air should never be supplied as breathing air. Chicago Pneumatic assumes no responsibility or liability related to the purchaser's/user's breathing system. The information contained herein is general in nature and is not intended for specific construction, installation or application purposes.

CPS 650-250 / CPS 900-150 JD8

STANDARD CONFIGURATION:

- 110% Spill Free Containment, with remote drains
- Cold Climate Package; Synthetic compressor oil (ParOil S), Thermostatic bypass valve, Engine preheater (glow plugs), 120V 1000W engine block heater, heavy-duty battery.
- John Deere 6068 250hp Tier 4 Final engine
- Variable pressure and flow capabilities are standard (See operating chart in sales leaflet)
- CP XC2003 controller; Operational monitoring, diagnostics and safety warning/shutdowns such as high engine temp and low fuel
- DOT towing package; Road lights (7 flat pin RV plug), Adjustable 3" pintle towing hitch, 17.5" wheels and torsion axle, VIN, Adjustable jockey wheel, electric brakes.



Compressor	CPS 900-150 JD8 T4F* CW		CPS 650-250 JD T4F* CW	
	Part number	8972422724 CW	8972426226 PFF**	8972422731
Free air delivery (FAD) @ effective working pressure*	cfm	867 - 750		650 - 575
Normal effective working pressure	psig	100 - 150		200 - 250
Maximum unloaded pressure	psig	175		275
Minimum working pressure	psig	58		58
Air compressor outlets		1 x 1 1/2" & 2 x 3/4"		1 x 1 1/2" & 2 x 3/4"
Max.sound pressure level (LPA) at 7m (23ft)	dB(A)	76		76
Max. ambient temperature at sea level	°F	125 (50C)		125 (50C)
Min. starting temperature (cold start aid)	°F	-13F (-25C)		-13F (-25C)
Compressor oil	Gal (L)	12.4 (47)		12.4 (47)
Capacity fuel tank	Gal (L)	88 (333)		88 (333)
Fuel consumption @ 100% load	Gal/hr (L/hr)	10.7 (40.5)		10.7 (40.5)
Fuel autonomy at full load standard*	hr	8.2		8.2
Capacity of diesel exhaust fluid	Gal (L)	11.2 (42.5)		11.2 (42.5)
Engine		John Deere 6068HFC08		
Model		John Deere 6068HFC08		
Number of cylinders		6		
Displacement	L	6.8		
Power output @ normal shaft speed	hp	250		
Emissions level		Tier 4 Final		
Full load rpm	rpm	2,100		
Unload rpm	rpm	1,300		
Box/skid unit dimensions				
Length x width x height	Inches	145 x 67 x 78		
Weight (wet)	lbs (kg)	7,695 (3490)		
Trailer undercarriage dimensions				
Length x width x height	Inches	203 x 80 x 86		
Weight (wet)	lbs (kg)	7,980 (3620)		

*Measured according to ISO 1217, 2009 annex D. Dependant on ambient conditions and temperature.

**Aftercooler, water separator, filters

Consult Chicago Pneumatic for proper de-rating instructions for operation beyond ambient limitations. Design and specifications are subject to change without notice or obligation.

COMMON OPTIONS

	Part Number	Description
Skid Under Carriage	0010001102	Unit comes mounted on skid (no wheels or drawbar)
External Fuel Tank	0010001052	Connect to an external fuel tank to increase the autonomy
Inlet Shutdown Valve	0010001034	Automatic spring type inlet shutdown valve (Chalwyn Bendix)

*Consult with your local Sales Rep. for other options or features required.

Air Compressors

⚠ Danger: Compressed air should never be supplied as breathing air. Chicago Pneumatic assumes no responsibility or liability related to the purchaser's/user's breathing system. The information contained herein is general in nature and is not intended for specific construction, installation or application purposes.

CPS 900-150 CUD

STANDARD CONFIGURATION:

- 110% Spill Free Containment, with remote drains
- Cold Climate Package; Synthetic compressor oil (ParOil S), Thermostatic bypass valve, Engine preheater (glow plugs), 120V 1000W engine block heater, heavy-duty battery.
- Cummins B6.7 250hp Tier 4 Final engine
- Variable pressure and flow capabilities are standard (See operating chart in sales leaflet)
- CP XC2003 controller; Operational monitoring, diagnostics and safety warning/shutdowns such as high engine temp and low fuel
- DOT towing package; Road lights (7 flat pin RV plug), Adjustable 3" pintle towing hitch, 17.5" wheels and torsion axle, VIN, Adjustable jockey wheel, electric brakes.



		CPS 900-150 Cud
Compressor		
Part Number		8162010134
Free air delivery (FAD) @ effective working pressure*	cfm	850-785
Normal effective working pressure	psig	100 - 150
Maximum unloaded pressure	psig	
Minimum working pressure	psig	72
Air compressor outlets		
Max. sound pressure level (Lp @ ISO 2151)	dB(A)	72
Max. ambient temperature at sea level	°F	109
Min. starting temperature (cold start aid)	°F	-13
Compressor oil	Gal (L)	
Capacity fuel tank	Gal	71.3
Fuel consumption @ 100% load	Gal/h	11
Fuel autonomy at full load standard*	hr	
Capacity of diesel exhaust fluid	Gal (L)	
Engine		
Model		Cummins B6.7
Number of cylinders		6
Displacement	L	
Power output @ normal shaft speed	hp	250
Emissions level		Tier 4 Final
Full load rpm	rpm	2,000
Unload rpm	rpm	1,100
Trailer undercarriage dimensions		
Length x width x height	Inches	202.1 x 93.6 x 84.6
Weight (wet)	lbs	8210

*Measured according to ISO 1217, 2009 annex D. Dependant on ambient conditions and temperature.

**Aftercooler, water separator, filters

Consult Chicago Pneumatic for proper de-rating instructions for operation beyond ambient limitations. Design and specifications are subject to change without notice or obligation.

COMMON OPTIONS

Part Number	Description
	Skid Under Carriage Unit comes mounted on skid (no wheels or drawbar)
	External Fuel Tank Connect to an external fuel tank to increase the autonomy
	Inlet Shutdown Valve Automatic spring type inlet shutdown valve (Chalwyn Bendix)

*Consult with your local Sales Rep. for other options or features required.

Air Compressors

⚠ Danger: Compressed air should never be supplied as breathing air. Chicago Pneumatic assumes no responsibility or liability related to the purchaser's/user's breathing system. The information contained herein is general in nature and is not intended for specific construction, installation or application purposes.

CPS 1150-360

STANDARD CONFIGURATION:

- *Cold Climate Package; Synthetic compressor oil, Thermostatic bypass valve, Engine preheater (glow plugs), diesel powered engine block heater, heavy-duty battery.*
- *Scania DC13 493 HP Tier 4 Final engine*
- *Variable pressure and flow capabilities are standard*
- *CP XC4004 controller; Operational monitoring, diagnostics and safety warning/shutdowns such as high engine temp and low fuel*
- *DOT towing package; Road lights (7 flat pin RV plug), Adjustable 3" pintle towing hitch, 17.5" wheels and torsion axle, VIN, electric brakes.*
- *Portable full feature standard, Chicago Pneumatics' PFF system ensures cool, clean, and dry air. The PFF system has a by-pass that protects your cooler during cold weather. And can be locked off for rentals not requiring aftercooled and filtered air.*
- *Patented quick service separator vessel design, Time to change the oil separator filter reduced from 4 h to less than 15 min.*
- *Forklift pockets & central lifting point, Easy to maneuver on site.*
- *External fuel tank connection, Allows longer autonomy with use of an external fuel tank. Comes with external quick connects and does not require an external fuel pump.*



Compressor		CPS 1150-360		
Part Number		TBD		
Normal effective working pressure (pre-set 100 psig and 150 psig)	psi	250	300	360
Actual free air delivery ¹ (FAD) at pre-set pressure setting	cfm	1160	1120	1070
Minimum working pressure	psi	220		
Max. sound pressure level (Lw @ 2000/14/EC)	dB(A)	107		
Compression Stages		2		
Compressor oil capacity	Gal (L)			
Air Compressor outlets				
Max. ambient temperature (at sea level) ²	°F (°C)	116.6 (47)		
Maximum altitude	ft (m)			
Minimum starting temperature (with cold weather options) ⁴	°F (°C)	-13 (-25)		
Engine				
Model		Scania DC13		
Emissions Regulation	US EPA Tier	T4F		
Output @ rated speed (2100 rpm)	hp	493		
Number of cylinders		6		
Aspiration		Turbocharged		
Displacement	(L)	13		
Engine speed (Unloaded)	rpm	1,300		
Engine speed (Maximum loaded)	rpm	2,100		
Engine oil capacity	Gal (L)	11.9 (45)		
Engine oil required		Low Ash Oil per API CJ-4, ACEA C9		
Engine coolant capacity	Gal (L)	19.2 (73)		
Fuel tank capacity	Gal (L)	174 (660)		
DEF tank capacity	Gal (L)	18.5 (70)		
Battery Capacity (Cold Cranking Amps ³)	A	24V, 2 each 1400		

¹ According to ISO 1217 ed.3 1996 annex D

² Measured in accordance with ISO 2151 under free field conditions @ 7m distance

³ Consult Chicago Pneumatic for proper de-rating instructions for operation beyond ambient limitations

⁴ According to DIN 72311

Air Compressors

⚠ Danger: Compressed air should never be supplied as breathing air. Chicago Pneumatic assumes no responsibility or liability related to the purchaser's/user's breathing system. The information contained herein is general in nature and is not intended for specific construction, installation or application purposes.

CPS 1600-150

STANDARD CONFIGURATION:

- Cold Climate Package; Synthetic compressor oil, Thermostatic bypass valve, Engine preheater (glow plugs), diesel powered engine block heater, heavy-duty battery.
- Scania DC13 493 HP Tier 4 Final engine
- Variable pressure and flow capabilities are standard
- CP XC4004 controller; Operational monitoring, diagnostics and safety warning/shutdowns such as high engine temp and low fuel
- DOT towing package; Road lights (7 flat pin RV plug), Adjustable 3" pintle towing hitch, 17.5" wheels and torsion axle, VIN, electric brakes.
- Portable full feature standard, Chicago Pneumatics' PFF system ensures cool, clean, and dry air. The PFF system has a by-pass that protects your cooler during cold weather. And can be locked off for rentals not requiring aftercooled and filtered air.
- Patented quick service separator vessel design, Time to change the oil separator filter reduced from 4 h to less than 15 min.
- Forklift pockets & central lifting point, Easy to maneuver on site.
- External fuel tank connection, Allows longer autonomy with use of an external fuel tank. Comes with external quick connects and does not require an external fuel pump.



Compressor		CPS 1600 - 150		
Part number		8162010160		
Normal effective working pressure (pre-set 100 psig and 150 psig)	psi	72	100	150
Actual free air delivery ¹ (FAD) at pre-set pressure setting	cfm	1,650	1,600	1,500
Minimum working pressure	psi	72		
Max. sound pressure level @ 23' (7m) at normal working speed & pressure ²	dB(A)	76		
Compression Stages		1		
Compressor oil capacity	Gal (L)	30 (113.6)		
Air Compressor outlets		1 x 2" NPT		
Max. ambient temperature (at sea level) ³	°F (°C)	120 (49)		
Maximum altitude	ft (m)	10,000 (3048)		
Minimum starting temperature (with cold weather options) ⁴	°F (°C)	-14 (-25)		
Engine				
Model		Scania DC13		
Emissions Regulation	US EPA Tier	T4F		
Output @ rated speed (2100 rpm)	hp	493		
Number of cylinders		6		
Aspiration		Turbocharged		
Displacement	(L)	13		
Engine speed (Unloaded)	rpm	1,300		
Engine speed (Maximum loaded)	rpm	2,100	2,100	1,900
Engine oil capacity	Gal (L)	11.9 (45)		
Engine oil required		Low Ash Oil per API CJ-4, ACEA C9		
Engine coolant capacity	Gal (L)	19.2 (73)		
Fuel tank capacity	Gal (L)	174 (660)		
DEF tank capacity	Gal (L)	18.5 (70)		
Battery Capacity (Cold Cranking Amps ⁴)	A	24V, 2 each 1400		

¹ According to ISO 1217 ed.3 1996 annex D

² Measured in accordance with ISO 2151 under free field conditions @ 7m distance

³ Consult Chicago Pneumatic for proper de-rating instructions for operation beyond ambient limitations

⁴ According to DIN 72311

Electric Air Compressors

CPS 400-500-900 ELECTRIC RANGE

STANDARD CONFIGURATION:

- Softstart
- Camlock / powerlock
- UL listed
- Cold Weather
- Quality air equipment aftercooler + bypass
- Heavy duty steel base
- 110% fluid containment
- Simple, easy to use analog control panel



Compressor		CPS 400E-150	CPS 500E-150	CPS 900E-150
Part number		8967003428	8967003429	8967003430
Frequency	Hz	60	60	60
Normal effective working pressure	psi	150	150	150
Free air delivery**	cfm	420	500	900
Max. ambient temperature	°F	122	122	113
Min. ambient temperature (cold start)	°F		76	76
Sound pressure level (LpA) at 7m (23ft)***	dB(A)	68	67	73
Main Motor				
Power	kW	75	90	160
Voltage	V	460	460	460
Class			IE3	
Capacity				
Compressor Oil	l		40	65
Dimensions & Weight (Skid Version)				
Length	in		112	133
Width	in		43	47
Height	in		65	65
Weight	lbs	3582	3968	6532

*Only available on CPS 400E-150, CPS 500E-150 and CPS 900E-150. Single side service is only available on CPS 900E-150.

** Unit performance measured according to ISO 1217, Ed. 3, Annex C - 1996

*** Measured according to ISO 2151: 2004 using ISO 9614/2

Genuine Parts

Original Parts fit the best. Only they will guarantee the original performance of your machine. To ensure maximum working efficiency and a long lifetime every part must conform to specific technical standards. With the use of Original Parts you are certain about the quality, lifetime, utilized material and the impact on other components. All these aspects are important to make the right choice for spare parts. Therefore your best choice is an Original Part. **Built to perform and designed to protect.**



CP ENGINE OILS

To maintain the quality of your compressor, use the engine oil that is designed specifically for your compressor engine - GenOil. This genuine oil is a combination of supreme quality oil blended with special additives. The benefits of using GenOil are better corrosion protection and higher oxidation stability which results in longer oil service intervals and optimal engine performance.

CP COOLANT

GenCool is a superior, high-quality coolant based on a new range of organic coolants. It reduces the operating temperature of the engine and has anti-freeze protection up to -40°C. The long-term corrosion protection allows for extended service intervals. GenCool will provide your engine with year-round protection.

CP COMPRESSOR OILS

GenOil is the only approved and tested oil that meets the quality specifications for your compressor. Our compressor oil has been thoroughly tested to give the optimum level of protection, lengthening the components' life time and keeping your cost of ownership to an absolute minimum. GenOil keeps the heart of your machine operating at peak performance.



Filters



Air Filters



SERVICE KITS

There is no better way to protect your investment than to use genuine parts. CP service packs include all required parts for scheduled maintenance, saving you time and money. With the convenient use of our service kits you will extend the life of your compressor, lower your maintenance costs and increase your profitability.



Lubricants



Coolants



Over 120 Plus Years of Experience

Since 1901 the Chicago Pneumatic name has represented high-performance tools and equipment designed for an extensive range of applications. Today, Chicago Pneumatic has a global reach, with local customer centers around the world. Chicago Pneumatic tools and air compressors are tailored to the needs of the industrial, vehicle service, and construction markets. Every day we develop and manufacture new products that are meant to meet your demands not only today, but tomorrow as well.

Use only authorised parts. Any damage or malfunction caused by the use of unauthorised parts is not covered by Warranty or Product Liability.

Photos and illustrations contained herein might depict products with optional and/or extra components which are not included with the standard version of the product and, therefore, are not included in a purchase of such product unless the customer specifically purchases such optional/extra components. We reserve the right to change the specifications and design of products described in this literature without notice. Not all products are available in all markets.

© 2020 Chicago Pneumatic Power Technique 9245 9998 12k 8/18 PDF



www.discount-equipment.com

Chicago Pneumatic Power Technique *Effective August 2024 Supersedes all previous catalogs.*

TO PURCHASE THIS PRODUCT PLEASE CONTACT US



**Equipment Financing and
Extended Warranties Available**



**Discount-Equipment.com is your online resource for
commercial and industrial quality parts and equipment sales.**

561-964-4949

visit us on line @ www.discount-equipment.com

Select an option below to find your Equipment

Search by Manufacturer

Search by Product Type

Request a Quote

We sell worldwide for the brands: Genie, Terex, JLG, MultiQuip, Mikasa, Essick, Whiteman, Mayco, Toro Stone, Diamond Products, Generac Magnum, Airman, Haulotte, Barreto, Power Blanket, Nifty Lift, Atlas Copco, Chicago Pneumatic, Allmand, Miller Curber, Skyjack, Lull, Skytrak, Tsurumi, Husquvarna Target, Stow, Wacker, Sakai, Mi-T-M, Sullair, Basic, Dynapac, MBW, Weber, Bartell, Bennar Newman, Haulotte, Ditch Runner, Menegotti, Morrison, Contec, Buddy, Crown, Edco, Wyco, Bomag, Laymor, EZ Trench, Bil-Jax, F.S. Curtis, Gehl Pavers, Heli, Honda, ICS/PowerGrit, IHI, Partner, Imer, Clipper, MMD, Koshin, Rice, CH&E, General Equipment, Amida, Coleman, NAC, Gradall, Square Shooter, Kent, Stanley, Tamco, Toku, Hatz, Kohler, Robin, Wisconsin, Northrock, Oztec, Toker TK, Rol-Air, APT, Wylie, Ingersoll Rand / Doosan, Innovatech, Con X, Ammann, Mecalac, Makinex, Smith Surface Prep, Small Line, Wanco, Yanmar