













Screen or Menu	Procedure	Description	Range or Selection
Default Reset	With key switch OFF, press and hold the  button and turn the key switch to the ON position. Release the  button and press    	Reset drive functions Reset boom function speeds Reset lift function ramps Reset all (Contact Genie Industries Service Department before using this option) Clear all safety switch faults	(YES/NO) (YES/NO) (YES/NO) (YES/NO) (YES/NO)
Options	With key switch OFF, press and hold the  button and turn the key switch to the ON position. Release the  button and press    	Limit boom height to 100 ft / 80 ft AC generator Alarm Lift / drive cutouts Auxiliary drive Proximity kill switch Platform overload sensing Work lights Flashing beacon Drive lights Disable steer mode change while driving Rocker joystick steering Generator off delay (0-10 sec)	(100 FT / 80 FT) (NONE, BELT, HYD) (NO, MOTION, TRAVEL, DESCENT, TRAVEL AND DESCENT)(0, 1, 2, 3, 4, 5) (NO, DRIVE CUTOUT WHILE NOT STOWED, LIFTING OR DRIVING) (YES/NO) (NONE/PROX) (NONE/PLTFS) (YES/NO) (YES/NO) (YES/NO) (YES/NO) (YES/NO) (YES/NO) (0 TO 10 SECONDS, 2 IS THE DEFAULT. SHOWN ONLY WHEN HYD GEN IS SELECTED)