

CC6549DXLS Diesel Walk Behind Saw



Diesel

**Fast Cutting, Fuel Efficient and
Reliable 49 HP Diesel**

14" - 36" Blade Capacity

Self Propelled



CC6549DXLS

Blade not included

Features & Benefits

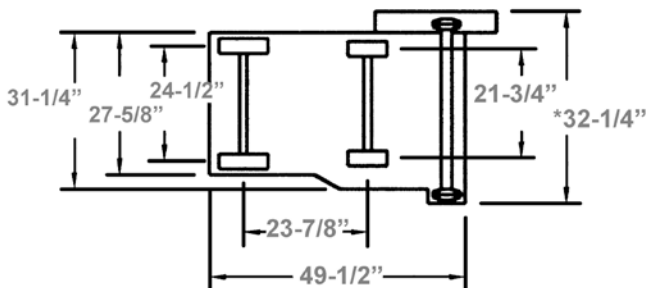
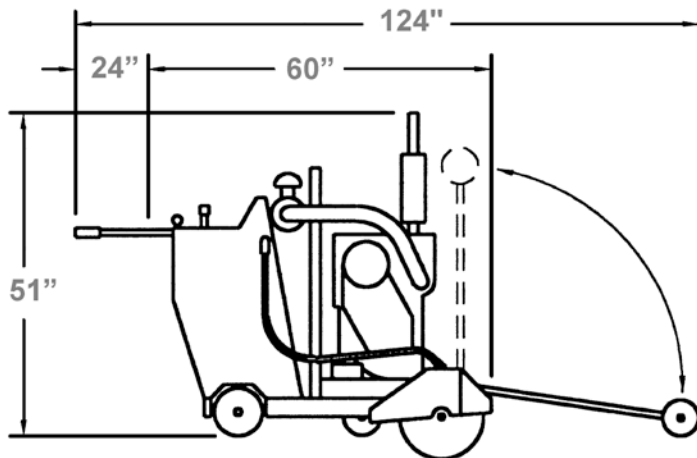
- Bladeshaft tachometer which gives true blade speed
- Quick release bladeshaft/flange and rear wheels
- Less rear weight for easy maneuvering and reduced operator fatigue
- Strongest frame on the market
- Double concave roller bearings
- Fits through a 36" wide door frame (when guard is removed)

Specifications

Maximum depth of cut with 14" blade:	4-1/2"
Maximum depth of cut with 20" blade:	7-1/2"
Maximum depth of cut with 26" blade:	10-1/2"
Maximum depth of cut with 30" blade:	11-3/4"
Maximum depth of cut with 36" blade:	14-3/4"
Maximum depth of cut with 42" blade:	17-1/4"
Blade shaft diameter:	1-3/4"
Arbor size:	1" w/drivepin
Blade shaft drive:	10 belt
Blade mounting:	Right or Left
Blade raise & lower:	Electro-hydraulic pump
Transmission:	Eaton Model 10
Drive speed:	0-200 feet/min
Air filter:	4 stage
Fuel capacity:	9 gallons

INCLUDES:

- | | |
|--------------------------------|---------------------------|
| Bladeshaft tachometer | Slip-on blade guard |
| Hour meter | Cutting depth indicator |
| Frame lift | Telescoping front pointer |
| Quick disconnect blade flanges | |



Horsepower and Torque as rated by the engine manufacturer.

Parts List # (Single Speed): 1801837
Parts List # (3-Speed): 1801874
Operator Manual #: 1801197

CC6549DXLS WALK BEHIND SAW

Model #	Engine Make	Speed	Engine Power	Power Source	Part #	Cat #	Blade Capacity	Product Weight (lbs.)
CC6549DXLS-14	Deutz	Single	49 HP	Diesel	5800809	15054	14"	1,410
CC6549DXLS-20	Deutz	Single	49 HP	Diesel	5800810	15055	20"	1,420
CC6549DXLS-26	Deutz	Single	49 HP	Diesel	5800811	15042	26"	1,430
CC6549DXLS-30	Deutz	Single	49 HP	Diesel	5800812	15060	30"	1,454
CC6549DXLS-36	Deutz	Single	49 HP	Diesel	5800813	15062	36"	1,445
CC6549DXLS-3-14	Deutz	3-Speed	49 HP	Diesel	5800961	38887	14"	1,430
CC6549DXLS-3-20	Deutz	3-Speed	49 HP	Diesel	5800962	38889	20"	1,440
CC6549DXLS-3-26	Deutz	3-Speed	49 HP	Diesel	5800963	37461	26"	1,450
CC6549DXLS-3-30	Deutz	3-Speed	49 HP	Diesel	5800964	38891	30"	1,474
CC6549DXLS-3-36	Deutz	3-Speed	49 HP	Diesel	5800965	37928	36"	1,485
CC6549DXLS-3-42	Deutz	3-Speed	49 HP	Diesel	5800966	38893	42"	1,500


CC6549DXLS OPTIONS

Description	Part #	Cat #
Oil Bath Bladeshaft Upgrade for 14"-26" Blade Shafts - ordered with saw	6010842A	15065
Oil Bath Bladeshaft Upgrade for 30"-36" Blade Shafts - ordered with saw	6010842B	15071
Catalytic Muffler Upgrade*	6011309	95172
Water Safety Switch	6010522	67821
Water Pump (electric)	6011032	02506
Spot Light	6010112	02427
Lowering Speed Metering Valve	6010227	02480
Blade stacking kit - 4-1/2" flange (for blades 1-1/2" apart)	6010630A	23186
Blade spacing kit - 4-1/2" flange (for blades 2" apart)	6010631A	23187
Blade spacing kit - 4-1/2" flange (for blades 4" apart)	6010632A	16558
Parking Brake	6011228	81191
Glow Plug	6010596	70748

* Available only when ordering a new saw. Use part # 2703449 for existing saw.

CC6549DXLS BLADE GUARDS

Description	Part #	Cat #
14" Tapered Mount Blade Guard	6010950	20011
20" Tapered Mount Blade Guard	6010952	08213
26" Tapered Mount Blade Guard	6010954	19322
30" Tapered Mount Blade Guard	6010956	20456
36" Tapered Mount Blade Guard	6010958	13375
42" Tapered Mount Blade Guard	6010960	08216



3-Speed Gearbox and Adjustment



CC6549DXLS-3 SPEED CHART

Blade Size	Blade RPM	Gear Setting High, Med, Low	Engine RPM	Max Cut Depth
14"	3,000	H	3,000	3-3/4"
20"	2,700	H	2,700	6-3/4"
26"	2,000	M	3,000	9-3/4"
30"	1,800	M	2,700	11-3/4"
36"	1,325	L	3,000	14-3/4"
42"	1,200	L	2,700	17-3/4"