

# SECURPULLEY®

## SECURPULLEY®

### Total Control Complete Safety

Increase workplace safety and productivity with SecurPulley's patented braking system

Workplace safety. It's fast becoming the top priority for management and building owners.

The SecurPulley automatic braking system stops the lifted load whenever the operator releases the rope. Operators can now safely interrupt lifting of heavy loads at any height - whether the load is going up or down.

#### SPECIFICATIONS


Pulley Weight	11 lb.
Maximum Load	110 lb.
Minimum Load	20 lb.
Maximum Height	130 ft.
Allowed Rope	
Diameters (inches)	5/8 - 3/4
Suggested Rope	5/8" poly

*Connect to scaffolding pipe with optional bracket*

*Connect to hand hoist or roof derrick with optional 3/4 ton latch hook*

"Safety alone is enough reason to buy this tool, but it even pays for itself in just a few weeks!"

**Ideal For**  
Mason  
Contractors  
Scaffold Users  
Roofers  
Factory  
Maintenance  
Crews  
Stucco  
Contractors  
Restoration  
Contractors  
Chimney  
Contractors  
Residential  
Builders  
Sewer & Water  
Contractors  
Farms  
Forestry  
Warehouses  
Military  
Refineries



# SECURPULLEY®

Increase workplace safety and productivity with SecurPulley's patented braking system

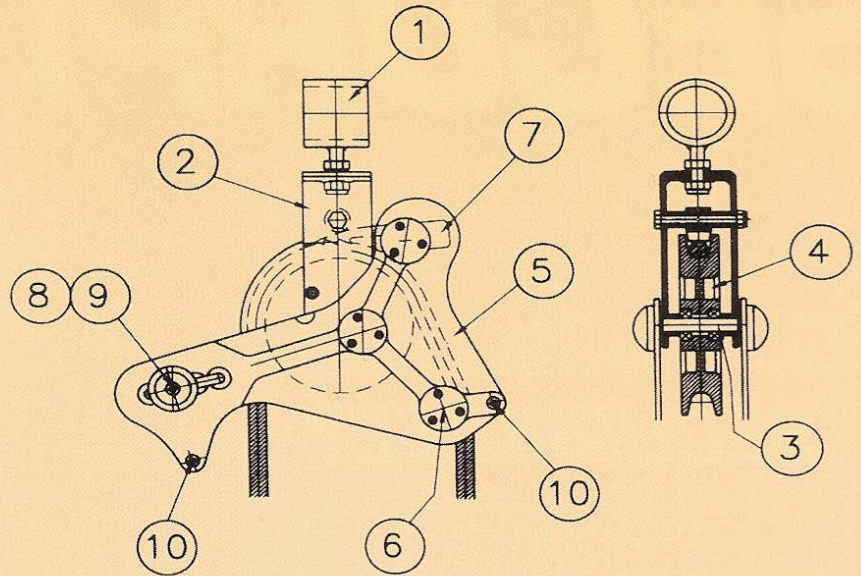
## FEATURES

- Braking action allows loads to be suspended during interruption or rest
- Rugged construction
- High quality components
- 4 to 1 safe lifting load margin
- Simplicity
- Reliability
- Ease of use
- Simple to set up and take down

*"It's like an extra pair of hands!"*

*"Why pay a man to stand and hold a rope?"*

## SCHEMATIC DIAGRAM



- |                              |   |
|------------------------------|---|
| 1 Scaffold sleeve attachment | 7 Wedge-brake   |
| 2 Supporting bracket         | 8 Counterweight   |
| 3 Pulley-wheel axle          | 9 Counterweight unlocking screws                        |
| 4 Pulley-wheel               | 10 Spacers - counterweight side and reeving roller side |
| 5 Side plates                |   |
| 6 Reeving roller             |   |

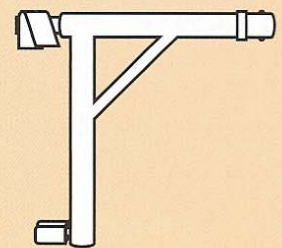
## COUNTERWEIGHT SETTINGS

HEIGHT (ft)	COUNTERWEIGHT POSITION	
	ROPE DIAMETER 5/8"	ROPE DIAMETER 3/4"
Up to 30'	1	1
From 30 to 60'	1,2	2,3
From 60 to 90'	2,3	3,4
From 90 to 130'	3,4	



Optional 3/4 ton hook attachment with latch kit

(REPLACES ① IN SCHEMATIC ABOVE)



Optional scaffolding pipe bracket connector

# Discount Equipment