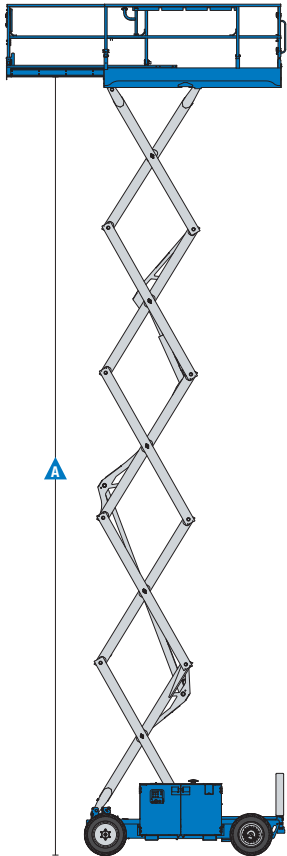
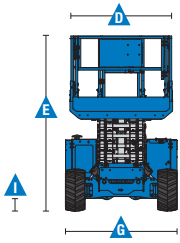
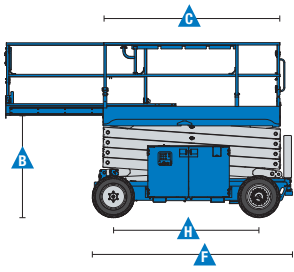


Self-Propelled Scissor Lifts

GS™ -2669 BE Hybrid, GS-3369 BE Hybrid, GS-4069 BE Hybrid

Preliminary Specifications Subject to Change
Effective Date: January, 2014

Specifications



Models	GS-2669 BE		GS-3369 BE		GS-4069 BE	
Measurements	US	Metric	US	Metric	US	Metric
Working height maximum*	32 ft	9.75 m	39 ft	11.9 m	46 ft	14.02 m
A Platform height maximum	26 ft	7.9 m	32 ft 8 in	9.96 m	40 ft	12.2 m
Drive height	26 ft	7.9 m	32 ft 8 in	9.96 m	40 ft	12.2 m
B Platform height - stowed	4 ft 10 in	1.47 m	4 ft 10 in	1.47 m	5 ft 5 in	1.65 m
C Platform length - outside	9 ft 2in	2.79 m	9 ft 2in	2.79 m	9 ft 2in	2.79 m
extended	14 ft 2 in	3.96 m	14 ft 2 in	3.96 m	14 ft 2 in	3.96 m
Slide-out platform extension deck	5 ft	1.52 m	5 ft	1.52 m	5 ft	1.52 m
D Platform width - outside	5 ft 3 in	1.6 m	5 ft 3 in	1.6 m	5 ft 3 in	1.6 m
Toeboard height	6 in	0.15 m	6 in	0.15 m	6 in	0.15 m
E Height - stowed	8 ft 6 in	2.59 m	8 ft 6 in	2.45 m	9 ft	2.74 m
rails lowered	6 ft 3.5 in	1.92 m	6 ft 3.5 in	1.92 m	6 ft 10 in	2.08 m
F Length - stowed	10 ft 3 in	3.12 m	10 ft 3 in	3.12 m	10 ft 3 in	3.12 m
platform extended	14 ft 9.5 in	4.5 m	14 ft 9.5 in	4.5 m	14 ft 9.5 in	4.5 m
with outriggers	12 ft 4 in	3.76 m	12 ft 4 in	3.76 m	12 ft 4 in	3.76 m
G Width	5 ft 9 in	1.75 m	5 ft 9 in	1.75 m	5 ft 9 in	1.75 m
H Wheelbase	7 ft 6 in	2.29 m	7 ft 6 in	2.29 m	7 ft 6 in	2.29 m
I Ground clearance - center	9.5 in	0.24 m	9.5 in	0.24 m	9.5 in	0.24 m

Productivity

Maximum platform occupancy**	4		4		3	
Lift capacity	1,500 lbs	680 kg	1,000 lbs	454 kg	800 lbs	363 kg
Extension deck capacity	300 lbs	136 kg	300 lbs	136 kg	300 lbs	136 kg
Drive speed - stowed	4.5 mph	7.2 km/h	4.5 mph	7.2 km/h	4.5 mph	7.2 km/h
Drive speed - raised	0.3 mph	0.5 km/h	0.3 mph	0.5 km/h	0.3 mph	0.5 km/h
Gradeability - uphill stowed***	35%		35%		35%	
- downhill stowed***	15%		15%		15%	
Maximum outrigger leveling:						
front/back uphill	5.3°/ 4.2°					
side to side	11.7°					
Turning radius - inside	83 in	2.11 m	83 in	2.11 m	83 in	2.11 m
Turning radius - outside	181.2 in	4.6 m	181.2 in	4.6 m	181.2 in	4.6 m
Raise/lower speed	34/31 sec		39/29 sec		61/28 sec	
Non-marking tires - rough terrain	12x26 in	30x66 cm	12x26 in	30x66 cm	12x26 in	30x66 cm

Power

Power source	48V DC (eight 6V batteries, 225 Ah capacity)		48V DC (eight 6V batteries, 225 Ah capacity)		48V DC (eight 6V batteries, 260 Ah capacity)	
Hydraulic system capacity	18 gal	68.1 L	18 gal	68.1 L	18 gal	68.1 L

Weight*****

	8,290 lbs	3,760 kg	8,030 lbs	3,642 kg	11,150 lbs	5,058 kg
--	-----------	----------	-----------	----------	------------	----------

Standards Compliance

ANSI A92.6, CSA B354.2, CE Compliance, AS 1418.10

* The metric equivalent of working height adds 2 m to platform height. U.S. adds 6 ft to platform height.
 ** CE/AUS markets: GS™-3369 and GS™-4069 are limited to 2 person platform occupancy when used outdoors.
 *** Gradeability applies to driving on slopes. Gradeability may vary depending on the weight of options installed on machine. See operator's manual for details regarding slope ratings.
 **** Weight varies depending on options and country standards.

Self-Propelled Scissor Lifts

GS™ -2669 BE Hybrid, GS-3369 BE Hybrid, GS-4069 BE Hybrid

Features

Standard Features

Measurements

GS-2669 BE Hybrid

- 32 ft (9.75 m) working height
- Up to 1,500 lbs (680 kg) lift capacity

GS-3369 BE Hybrid

- 39 ft (11.90 m) working height
- Up to 1,000 lbs (454 kg) lift capacity

GS-4069 BE Hybrid

- 46 ft (14.02 m) working height
- Up to 800 lbs (363 kg) lift capacity

Productivity

- Integrated 2.4 kW generator powered by Kohler Tier 4f 6.7 hp (5 kW) diesel engine
- Generator AC power to platform
- Generator AC power to chassis
- 48V DC (eight 6V 215 Ah batteries, 260 Ah standard on GS-4069 BE)
- Drive at full height
- AC sealed drive motors
- 110 x 63 in (2.79 x 1.6m) steel frame platform with replaceable aluminum deck
- 60 in (1.52 m) extension deck (ANSI)
- Folding guardrails
- SmartLink™ Control System
- Platform control with battery charge indicator and diagnostic display
- On-board diagnostic system
- Full height swing gate
- 2WD
- Front oscillating axle
- Positive traction control
- Regenerative braking
- Non-marking rough terrain tires 12 x 26 in (30 x 66 cm)
- Tilt level sensor with audible alarm
- Descent alarm
- Horn

Options & Accessories

Productivity

- Automatic leveling hydraulic outriggers
- Air line to platform
- 260 Ah batteries (standard on GS-4069 BE)
- Dual flashing beacons
- Motion alarm



Discount
Equipment