

Leica Lino

Accurate, self-levelling
point and line lasers



SITE PROOF
by Leica Geosystems

- when it has to be **right**

Leica
Geosystems







Setup, Switch on, Ready!

With the Leica Lino everything is plumb and perfectly aligned

- Leica Linos project lines or points to millimeter accuracy, leaving your hands free to get on with the job. Making your work a lot easier!
- Leica Linos automatically compensate for minor angular misalignments by levelling themselves over a range of $\pm 4^\circ$. So you can avoid errors.
- Top quality optics and proven Power Range Technology™ ensure that the projected laser lines and points are highly visible and accurate.
- Simple to understand and easy to operate.



Which Leica Lino is right for me?

	Function	P3	P5	L2	L2P5
	Plumbing up and down	●	●		●
	Setting out right angles		●		●
	Horizontal levelling	●	●	●	●
	Vertical aligning			●	●
	Vertical and horizontal aligning			●	●
	Aligning at an angle			●	●



Leica Lino P3 and P5

Right to the point!

Forget about plumb bobs, string lines and spirit levels! Practical and simple to operate, the Leica Lino P3 and P5 point lasers transfer all the points you need, quickly and accurately. They are an efficient solution for professional plumbing and aligning tasks.

- **Simple to operate**

Just one button for all applications.

- **Self-levelling**

The instrument is quick and effortless to set up. Minor angular misalignments within $\pm 4^\circ$ are automatically compensated for by the instrument. If it is further out of level, the instrument will not project the point. Thus cutting out the errors.

- **Robust housing**

The Leica Lino is dust and splash-proof to IP54 and can be locked to protect the instrument during transport.





Plumbing

The Leica Lino P3 and P5 are excellent for plumbing up and down. The laser beam is projected above and below the instrument, allowing you to transfer reference points quickly and efficiently, e.g. from floor to ceiling.



Setting out right angles

The Leica Lino P5 has five laser beams, which are exactly at right angles to one another. This greatly simplifies setting out tasks and makes your interior fitting-out more precise and efficient.



Aligning

In addition to the plumb beams, the Leica Lino P5 projects three points at exactly the same height. Aligning windows, partition walls and other building elements becomes quick and easy.



Transferring measured points

Turn the rotatable adapter to transfer reference points in no time at all across the room from one wall to another. Leave your spirit level and string line in your toolbox!



Expanded range of applications

The adapter supplied with the Leica Lino P3 and P5 positions the instrument quickly and with absolute precision. You can set up the adapter over edges and profiles, attach it to circular columns or fix it to steel or iron pipes with the integrated magnets.

Leica Lino L2

You can rely on its sharp lines!

The time-consuming and tedious drawing of lines on walls is a thing of the past. The Leica Lino L2 projects them exactly, quickly and easily – while you concentrate on the job in hand.

■ Self-levelling

The instrument is set up quickly and effortlessly to project horizontal or vertical lines. The Leica Lino L2 automatically compensates for being slightly out of level, within a range of $\pm 4^\circ$. If the tilt is outside these limits, the instrument does not project any lines and errors are therefore prevented.

■ Large glass lens

The optimum emergence angle ensures outstanding visibility and extension of the laser lines.





Horizontal aligning

Spirit levels and string lines are a thing of the past; now the Leica Lino L2 is the convenient way to transfer reference points from one wall to another.



Vertical aligning

Here the large glass lens shows what it's made of: the simple way to ensure that wall and floor tile joints precisely meet one another.



Exact 90° angle

Alignment tasks such as marking out 90° angles are done at the touch of a button. Saving you real time!



Aligning at an angle

You can manually switch off the self-levelling feature using the lock function. The laser line can then be projected at any angle. The lock function also serves as transport protection.



Working in very bright conditions

The Pulse function is not just an energy-saving mode: it also allows you to locate the laser lines using a laser detector, even in very bright lighting conditions. A series of acoustic signals from the detector indicates the precise position of the laser beam plane.

Leica Lino L2P5

Multi-functionality perfected



The Leica Lino L2P5 combines all the advantages of Leica Lino point and line lasers in one instrument. The five laser points, precisely aligned at right angles to one another, provide you with the perfect way to plumb, set out and transfer measured points. The laser cross lines make alignment so simple. The proven Leica optics and large emergence aperture of the laser project particularly long lines, an advantage warmly welcomed by users across the full Lino range.

With the Leica Lino L2P5 you are well equipped for any alignment or levelling task.



Delivery package

The practical and clever range

Leica Lino P3

Art. No. 777 067

- Target plate
- Magnetic multifunction adapter
- Alkaline batteries (type AA, 3×1.5V)
- Pouch



Leica Lino P5

Art. No. 777 068

- Target plate
- Magnetic multifunction adapter
- Alkaline batteries (type AA, 3×1.5V)
- Pouch



Leica Lino L2

Art. No. 757 225

- Target plate
- Magnetic multifunction adapter
- Ball adapter for tripod
- Alkaline batteries (type AA, 3×1.5V)
- Carrying pouch



Leica Lino L2P5

Art. No. 777 069

- Target plate
- Magnetic multifunction adapter
- Alkaline batteries (type AA, 4×1.5V)
- Pouch



Original accessories for the Leica Lino family

TRI 100 Tripod **Art. No. 757938**

Quality tripod with very easy fine adjustment.



CLR290 Pole* **Art. No. 761762**

With mounting platform for marking out in rooms where you cannot mount the instrument.



CET103 Crank-head tripod **Art. No. 768033**

Quality aluminium tripod with quick release brackets, bubble level and shoulder strap.



Detector **Art. No. 758448 (L2)**

With acoustic/optical signal to localise the laser line over long distances.



Wall mount bracket **Art. No. 758839**

Universal application with screw fastening.



Battery charger* **Art. No. 782669**

4 rechargeable batteries included (type AA).

Leica Lino versatility

Point for point an impressive line-up

Technical data	P3	P5	L2	L2P5
Range	up to 15 m*			
Range with detector	–	–	> 30 m	
Levelling accuracy @ 5 m	± 1.5 mm	± 1.5 mm	± 1 mm	± 1.5 mm
Self-levelling range	4° ± 0.5°			
Accuracy of plumb point @ 5 m	± 1.5 mm	± 1.5 mm	–	± 1.5 mm
Accuracy of horizontal line @ 5 m	–	–	± 1.5 mm	
Vertical accuracy @ 3 m line length	–	–	± 0.75 mm	
Number of laser points	3	5	–	4
Number of laser lines	–	–	2	2
Beam direction	up, down, forward	up, down, forward, right, left	vertical, horizontal	vertical, horizontal, up, down, right, left
Laser type	635 nm, laser class II			
Batteries	type AA 3 × 1.5 V			type AA 4 × 1.5 V
Protection class splash water/dustproof	IP54			
Operating temperature	–10 °C to 40 °C			
Storage temperature	–25 °C to 70 °C			
Dimensions (H×D×W)	99.1 × 108.1 × 59.3 mm		96 × 91 × 54 mm	117.8 × 130.7 × 75.4 mm
Weight without batteries	310 g	320 g	321 g	370 g
Tripod thread	¼"			

* depending on lighting conditions

Figures, descriptions and technical data for information only; subject to change.
 Printed in Switzerland. Copyright Leica Geosystems AG, Heerbrugg, Switzerland 2010



Laser class 2 in accordance with IEC 60825-1



**Jürgen Lippmann
(Kitchen Installer)**

"The Leica Lino L2 gives me absolutely straight lines around corners and on opposite walls. This way all my kitchens are perfect."



**Horst Bauermeister
(Drywaller)**

"Using the Leica Lino L2P5 with its multifunction adapter, I can position items quickly and precisely. A great range of functions makes it the ideal instrument for interior work."



**Matthias Grunert
(Plumber)**

"At the touch of a button, the Leica Lino P3 shows me the plumb point and I have my hands free to do the work. Now my pipes are always perfectly aligned."

Dealer stamp



www.leica-geosystems.com

776129a-en

- when it has to be **right**

Leica
Geosystems