

IMPORTANT SAFETY INFORMATION

Date: 09/28/15
To: C30HDG-C30HDGWR Series Concrete Pump Owners
From: Multiquip Product Department
Subject: Fuse Box Mounting Orientation Modification — **MANDATORY UPDATE**



Dear Multiquip Customer,

Our records indicate that your company purchased one or more C30HDG-C30HDGWR Series Concrete Pumps. Multiquip is alerting the owners of C30HDG-C30HDGWR concrete pumps of updates required to the pump. Some C30HDG and C30HDGWR units may have been shipped with the fuse box incorrectly installed upside down which allows water to be trapped inside the cover causing an electrical system shortage.

The accompanying bulletin lists the problems and explains the actions required to correct these problems.

Failure to perform this inspection may result in:

Electrical system shortage.

If this concrete pump has been resold, please forward this bulletin to the new owner.

Labor Allowance: 10 minutes total flat rate for all modifications.



PARTS FINDER

**Search Website
by Part Number**



**Search Manual
Library For Parts
Manual & Lookup Part
Numbers – Purchase
or Request Quote**

Search Manuals

Enter your information to help us find the right parts manual for your machine.

* Brand:

* Model:

* Serial:

* Part Number:

SEARCH

**Can't Find Part or
Manual? Request Help
by Manufacturer,
Model & Description**

Parts Order Form

Please fill in the following information to help us find the right part for your machine.

| | |
|---------------|----------------------|
| Manufacturer: | <input type="text"/> |
| Model: | <input type="text"/> |
| Description: | <input type="text"/> |
| Part Number: | <input type="text"/> |
| Quantity: | <input type="text"/> |
| Notes: | <input type="text"/> |

Submit

Discount-Equipment.com is your online resource for quality parts & equipment.

Florida: **561-964-4949** Outside Florida TOLL FREE: **877-690-3101**

Need parts?

Click on this link: <http://www.discount-equipment.com/category/5443-parts/> and choose one of the options to help get the right parts and equipment you are looking for. Please have the machine model and serial number available in order to help us get you the correct parts. If you don't find the part on the website or on one of the online manuals, please fill out the request form and one of our experienced staff members will get back to you with a quote for the right part that your machine needs.

We sell worldwide for the brands: Genie, Terex, JLG, MultiQuip, Mikasa, Essick, Whiteman, Mayco, Toro Stone, Diamond Products, Generac Magnum, Airman, Haulotte, Barreto, Power Blanket, Nifty Lift, Atlas Copco, Chicago Pneumatic, Allmand, Miller Curber, Skyjack, Lull, Skytrak, Tsurumi, Husquvarna Target, Stow, Wacker, Sakai, Mi-T-M, Sullair, Basic, Dynapac, MBW, Weber, Bartell, Bennar Newman, Haulotte, Ditch Runner, Menegotti, Morrison, Contec, Buddy, Crown, Edco, Wyco, Bomag, Laymor, EZ Trench, Bil-Jax, F.S. Curtis, Gehl Pavers, Heli, Honda, ICS/PowerGrit, IHI, Partner, Imer, Clipper, MMD, Koshin, Rice, CH&E, General Equipment, Amida, Coleman, NAC, Gradall, Square Shooter, Kent, Stanley, Tamco, Toku, Hatz, Kohler, Robin, Wisconsin, Northrock, Oztec, Toker TK, Rol-Air, APT, Wylie, Ingersoll Rand / Doosan, Innovatech, Con X, Ammann, Mecalac, Makinex, Smith Surface Prep, Small Line, Wanco, Yanmar



Service Bulletin

C30HDG-C30HDGWR Concrete Pump Fuse Box Orientation Modification

| | | |
|---|---|--|
| Product Group: Concrete Pump | Date Issued: 09/28/15 | Service Bulletin No. PCH20150924 |
| Bulletin Type <input checked="" type="checkbox"/> Mandatory <input type="checkbox"/> Information Only <input type="checkbox"/> Recommended Change | Models/Series Affected: C30HDG CONCRETE PUMP S/N 140702, 140704, 141102, 150103, 140903, 141104, 141103, 140502 C30HDGWR CONCRETE PUMP S/N 141101, 150102, 140802, 150104, 140801, 140901, 14092 | |

| |
|--|
| Details |
| Problem: Some C30HDG and C30HDGWR units may have been shipped with the fuse box incorrectly installed upside down which allows water to be trapped inside the cover causing an electrical system shortage. Solution: Remove the two 10mm nuts, lock washers, and flat washers and reverse/flip over the fuse box to the correct position. |

1. Place the concrete pump in a clean work area, free of dirt and debris with secure level ground where it will not slip or slide.
2. Release the latches (Figure 2) on the engine housing and pull the housing back.




Figure 2. Engine Housing Lifting

3. Disconnect the negative cable (**BLACK**) from the negative terminal on the battery.
4. Locate the fuse box in the middle of the unit (Figure 3) and check its mounting orientation. Incorrect fuse box mounting (Figure 4) will have the fuse diagram facing towards the ground.




Figure 3. Incorrect Fuse Box Mounting

5. If incorrectly mounted, use a 10mm socket to remove the two 10mm nuts, lock washers, and flat washers as shown in Figure 4.

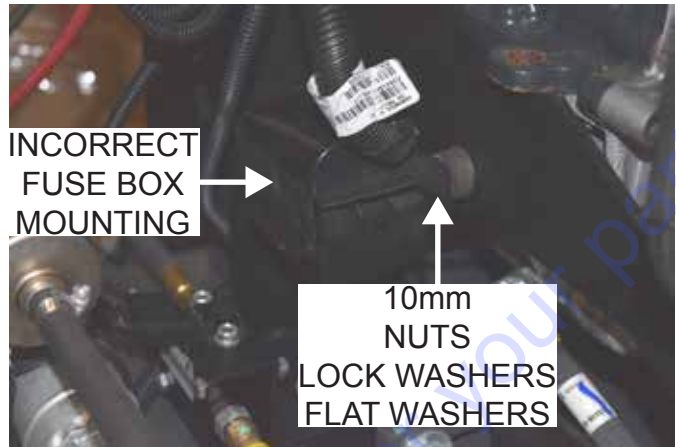


Figure 4. Fuse Box Mounting Hardware Removal

6. Orientate the fuse box (Figure 5) with the fuse diagram facing upwards. Secure the fuse box using the two 10mm nuts, lock washers, and flat washers.

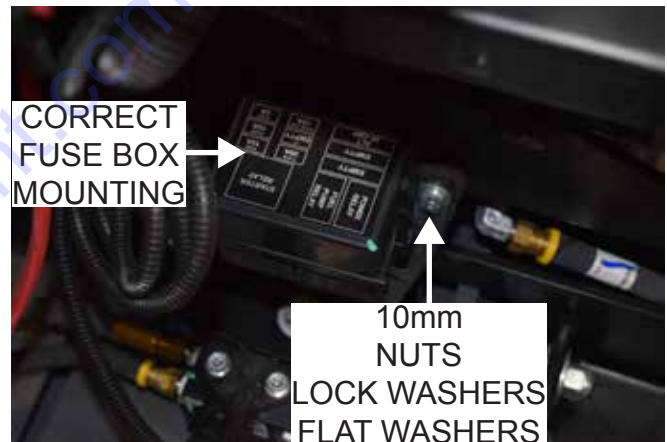


Figure 5. Correct Fuse Box Mounting

7. Reconnect the negative cable (**BLACK**) to the negative terminal on the battery.
8. Close the engine housing and secure with the latches.

PARTS FINDER

**Search Website
by Part Number**



**Search Manual
Library For Parts
Manual & Lookup Part
Numbers – Purchase
or Request Quote**

Search Manuals

Enter your information to help us find the right parts manual for your machine.

* Brand:

* Model:

* Serial:

* Part Number:

SEARCH

**Can't Find Part or
Manual? Request Help
by Manufacturer,
Model & Description**

Parts Order Form

Please fill in the following information to help us find the right part for your machine.

| | |
|---------------|----------------------|
| Manufacturer: | <input type="text"/> |
| Model: | <input type="text"/> |
| Description: | <input type="text"/> |
| Part Number: | <input type="text"/> |
| Quantity: | <input type="text"/> |
| Notes: | <input type="text"/> |

Submit

Discount-Equipment.com is your online resource for quality parts & equipment.

Florida: **561-964-4949** Outside Florida TOLL FREE: **877-690-3101**

Need parts?

Click on this link: <http://www.discount-equipment.com/category/5443-parts/> and choose one of the options to help get the right parts and equipment you are looking for. Please have the machine model and serial number available in order to help us get you the correct parts. If you don't find the part on the website or on one of the online manuals, please fill out the request form and one of our experienced staff members will get back to you with a quote for the right part that your machine needs.

We sell worldwide for the brands: Genie, Terex, JLG, MultiQuip, Mikasa, Essick, Whiteman, Mayco, Toro Stone, Diamond Products, Generac Magnum, Airman, Haulotte, Barreto, Power Blanket, Nifty Lift, Atlas Copco, Chicago Pneumatic, Allmand, Miller Curber, Skyjack, Lull, Skytrak, Tsurumi, Husquvarna Target, Stow, Wacker, Sakai, Mi-T-M, Sullair, Basic, Dynapac, MBW, Weber, Bartell, Bennar Newman, Haulotte, Ditch Runner, Menegotti, Morrison, Contec, Buddy, Crown, Edco, Wyco, Bomag, Laymor, EZ Trench, Bil-Jax, F.S. Curtis, Gehl Pavers, Heli, Honda, ICS/PowerGrit, IHI, Partner, Imer, Clipper, MMD, Koshin, Rice, CH&E, General Equipment, Amida, Coleman, NAC, Gradall, Square Shooter, Kent, Stanley, Tamco, Toku, Hatz, Kohler, Robin, Wisconsin, Northrock, Oztec, Toker TK, Rol-Air, APT, Wylie, Ingersoll Rand / Doosan, Innovatech, Con X, Ammann, Mecalac, Makinex, Smith Surface Prep, Small Line, Wanco, Yanmar