



The Benchmark of Service

Informational Bulletin No. VR20080610
Subject: Transport Bracket
Model: P33/24 HHM/FCR
Product Group: Vibratory Rollers
Date: 06/10/08

INFORMATIONAL BULLETIN

Group: VR

FOR INFORMATION ONLY!

Series/Parts Affected:

Rammax Vibratory Roller Transport Bracket

Machines Affected:

ALL P33/24 HHM/FCR

INFORMATIONAL UPDATE

PROBLEM: Attaching ropes, chains or cables (lifting equipment) to the transport lifting bracket during operation may cause deformation to the lifting bracket and/or frame. Normal operating vibration can cause lifting equipment to wear against the lifting bracket surface reducing the material cross section and decrease its load capacity.

REMEDY: The lifting bracket should be used exclusively for transportation or placement of the machine at the work site and should never be used to tether the machine during operation. The lifting bracket must be able to vibrate freely at all times while the machine is in operation. Always remove all lifting equipment (ropes, chains, hooks, cables) from the machine while it is in operation.

INSTALLATION INSTRUCTIONS

N/A

Instructions for Use of the Transport Bracket on Rammax Vibratory Trench Rollers P33/24 HHM/FCR

The transport bracket (TLB) required for lifting or transport must be able to vibrate freely at all times during operation of the machine (Figure 1).

Any lifting gear used for transport must be immediately removed on completion of the transport/lift operation. Lifting gear of any kind remaining attached results in frame or transport bracket damage.

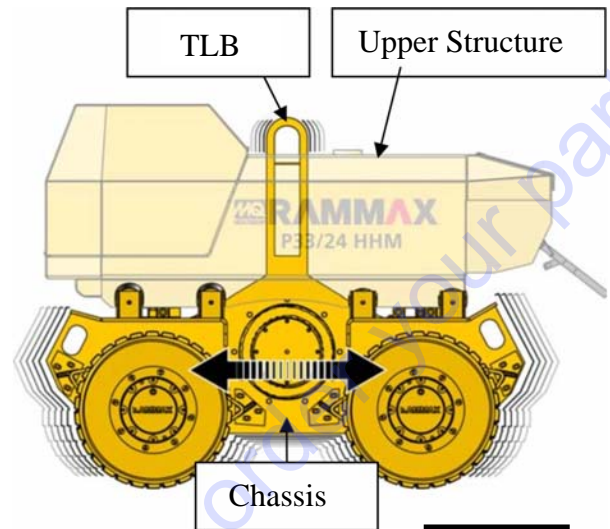


Figure 1

If any lifting gear is left attached to the transport bracket during operation of the machine, it will constantly vibrate against the transport bracket. Material will thereby be worn away, thus decreasing the load limit by reducing the material cross-section (Figure 2).

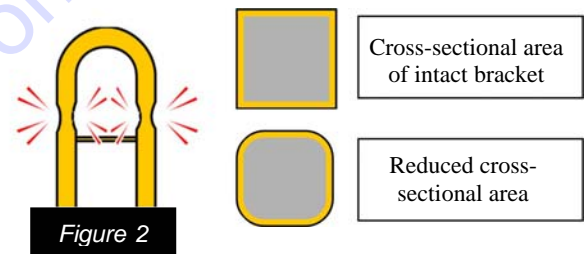


Figure 2

The area underneath the transport bracket is protected against the ingress of foreign matter and dirt by a foam insert. Lifting gear attached to the machine can damage the foam insert. As a result, lifting gear (chains, ropes) can be trapped between transport bracket and upper structure (Figure 3). If the bracket can no longer vibrate freely together with the chassis due to the trapped lifting gear, it will result in material fatigue at the weld seam (Figure 4) and adds strain to the components. This can lead to cracking of the transport bracket and in the mounting frame of the chassis around the flyweight housing (Figure 5).

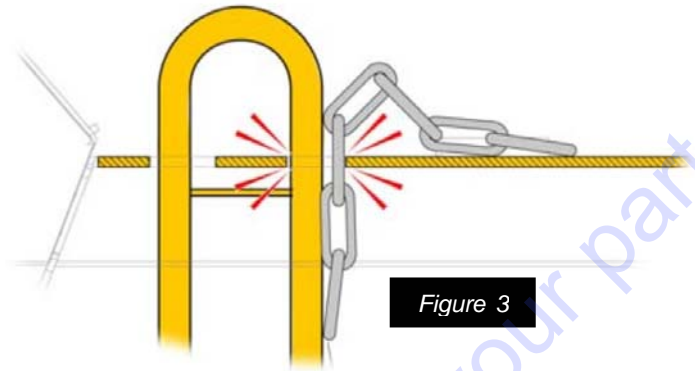


Figure 3

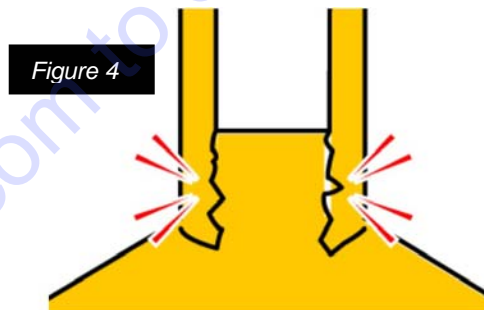
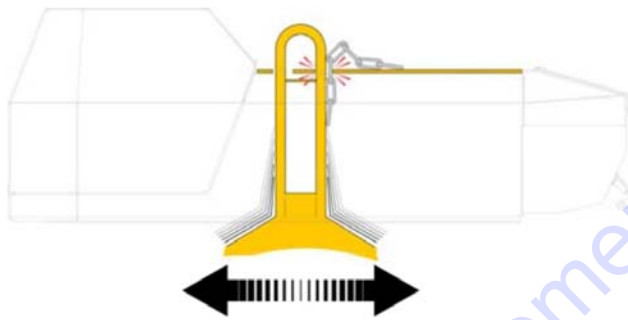


Figure 4

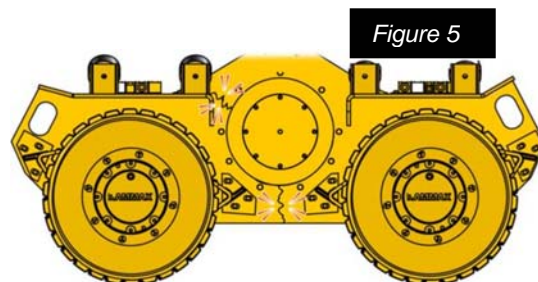



Figure 5

 WARNING	
<p>Damaged transport brackets can break under load. Machines can be dropped during the loading and unloading process.</p>	
<ul style="list-style-type: none"> <input type="checkbox"/> Before loading and unloading the machine, always check the condition of the transport bracket and the foam insert ► Damaged foam inserts must be replaced immediately. Gravel and stones that have collected between transport bracket and frame must be removed. <input type="checkbox"/> Never load or unload machines with damaged transport bracket. <input type="checkbox"/> Always remove the lifting gear from the machine after every loading/unloading operation. <input type="checkbox"/> Check before every operation of the machine that no lifting gear or other equipment is attached to the transport bracket. 	



PARTS FINDER

**Search Website
by Part Number**



**Search Manual
Library For Parts
Manual & Lookup Part
Numbers – Purchase
or Request Quote**

Search Manuals

Enter your information to help us find the right parts manual for your machine.

* Brand:

* Model:

* Serial:

* Part Number:

SEARCH

**Can't Find Part or
Manual? Request Help
by Manufacturer,
Model & Description**

Parts Order Form

Please fill in the following information to help us find the right part for your machine.

Manufacturer:	<input type="text"/>
Model:	<input type="text"/>
Description:	<input type="text"/>
Part Number:	<input type="text"/>
Quantity:	<input type="text"/>
Notes:	<input type="text"/>

Submit

Discount-Equipment.com is your online resource for quality parts & equipment.

Florida: **561-964-4949** Outside Florida TOLL FREE: **877-690-3101**

Need parts?

Click on this link: <http://www.discount-equipment.com/category/5443-parts/> and choose one of the options to help get the right parts and equipment you are looking for. Please have the machine model and serial number available in order to help us get you the correct parts. If you don't find the part on the website or on one of the online manuals, please fill out the request form and one of our experienced staff members will get back to you with a quote for the right part that your machine needs.

We sell worldwide for the brands: Genie, Terex, JLG, MultiQuip, Mikasa, Essick, Whiteman, Mayco, Toro Stone, Diamond Products, Generac Magnum, Airman, Haulotte, Barreto, Power Blanket, Nifty Lift, Atlas Copco, Chicago Pneumatic, Allmand, Miller Curber, Skyjack, Lull, Skytrak, Tsurumi, Husquvarna Target, Stow, Wacker, Sakai, Mi-T-M, Sullair, Basic, Dynapac, MBW, Weber, Bartell, Bennar Newman, Haulotte, Ditch Runner, Menegotti, Morrison, Contec, Buddy, Crown, Edco, Wyco, Bomag, Laymor, EZ Trench, Bil-Jax, F.S. Curtis, Gehl Pavers, Heli, Honda, ICS/PowerGrit, IHI, Partner, Imer, Clipper, MMD, Koshin, Rice, CH&E, General Equipment, Amida, Coleman, NAC, Gradall, Square Shooter, Kent, Stanley, Tamco, Toku, Hatz, Kohler, Robin, Wisconsin, Northrock, Oztec, Toker TK, Rol-Air, APT, Wylie, Ingersoll Rand / Doosan, Innovatech, Con X, Ammann, Mecalac, Makinex, Smith Surface Prep, Small Line, Wanco, Yanmar