

## QUICK SPECS

Weight	3,836 lbs
Horsepower	13.5 hp
Digging Depth	7'7"

## No Space. No Problem.

The ViO17 goes almost anywhere and works efficiently in tight, narrow areas. Our most compact zero tail swing mini excavator goes where larger excavators can't, and works easily against walls or buildings. But its small stature doesn't sacrifice power. The 13.5 hp Interim Tier 4 diesel engine provides the power you need for the toughest jobs, with dramatic lifting capacity and bucket digging force that belies its size. Plus Yanmar's unique, sturdy variable undercarriage provides flexibility, stability and safety.



## ViO17

POWERFUL, EFFICIENT  
13.5-HP INTERIM TIER 4  
YANMAR DIESEL ENGINE

SPRING STEEL CYLINDER  
ROD GUARDS AND HOSE  
PROTECTION

4-PILLAR ROPS/FOPS  
CANOPY FOR SAFETY

INTEGRATED BOOM  
LIGHT PROTECTED FROM  
DAMAGE

EASY MAINTENANCE  
ACCESS TO EVERY MAJOR  
COMPONENT

COMFORTABLE, EASY  
ACCESS, WALK-THROUGH  
OPERATING STATION

UNOBSTRUCTED VIEW  
ENHANCES SAFETY

## INNOVATIVE FEATURES



### True Zero Tail Swing

Take on more jobs in tighter spaces. With true zero tail swing technology, no part of the ViO17 housing extends beyond the tracks, so you can work efficiently almost anywhere, with less damage to both the machine and the worksite. Plus, you enjoy better visibility for increased performance and safety.




### Unbeatable Track And Undercarriage Flexibility

Tracks hydraulically retract to 37 inches for traveling through narrow passageways, and expand to 49 inches for greater stability while digging. Yanmar's innovative variable undercarriage raises or lowers the left or right tracks to balance the machine on uneven surfaces. Plus, the folding blade provides even more flexibility.

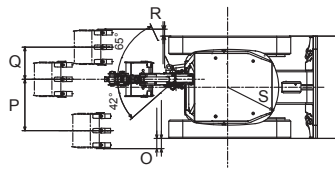


### Pilot Joystick Controls

Joystick pilot controls with control pattern change are standard equipment on the ViO17. The easy-to-access valve lets you switch from excavator to backhoe control in just seconds. The wrist control lever and ergonomically designed armrest provide comfortable, easy operation, designed to significantly reduce fatigue on long, tough workdays.

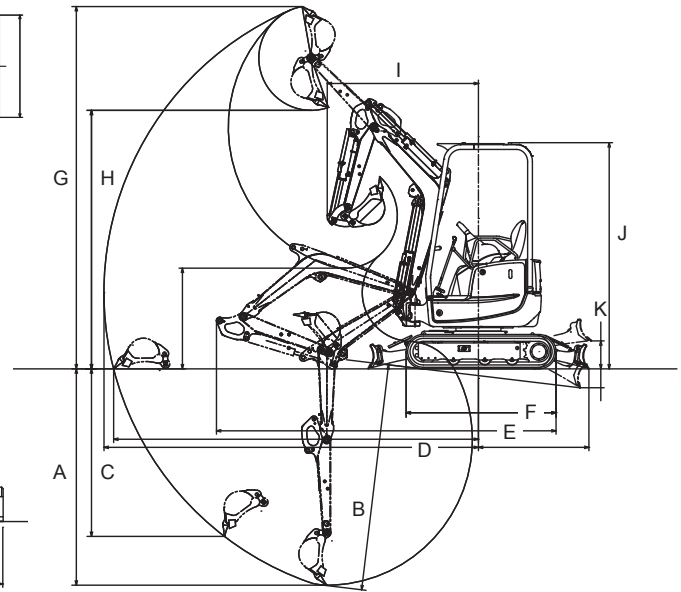
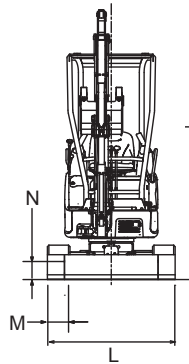


# Vi017



## Dimensions - SV08-1A

<b>A</b> 7'3" (2200 mm)	<b>K</b> 10" (260 mm)
<b>B</b> 7'7" (2310 mm)	<b>L</b> 3'1" (950 mm) / 4' 1" (1280 mm)
<b>C</b> 6'8" (1850 mm)	<b>M</b> 9" (230 mm)
<b>D</b> 12'2" (3710 mm)	<b>N</b> 7" (175 mm)
<b>E</b> 11'4" (3450 mm)	<b>O</b> 5" (125 mm)
<b>F</b> 5' (1525 mm)	<b>P</b> 2'1" (640 mm)
<b>G</b> 12'1" (3690 mm)	<b>Q</b> 1'4" (400 mm)
<b>H</b> 8'8" (2630 mm)	<b>R</b> 3" (85 mm)
<b>I</b> 5' (1525 mm)	<b>S</b> 2'1" (R640 mm)
<b>J</b> 7'7" (2300 mm)	



## Specifications

Model		Vi0 17	
<b>Operating Weight</b>	Rubber track	lbs (kg)	3836 (1740)
<b>Engine</b>	Type	-	Water-cooled 3-cycle diesel
	Model	-	YANMAR 3TNV70-XBV
	Output	HP (kW)/rpm	13.5 (10.1) / 2200
<b>Performance</b>	Max Digging Force, Bucket / Arm	lbs (kN)	3418 (15.2) / 1918 (8.5)
	Traveling Speed	MPH (km / h)	2.7 / 1.3 (4.3 / 2.1)
	Swing Speed	RPM	9.5
	Boom Swing Angle, (L / R)	degrees	42° / 65°
<b>Ground Contact Pressure (Rubber Track)</b>		PSI (kPa)	4.1 (28.6)
<b>Hydraulic System</b>	Pump Capacity	GPM (L / min)	4.6 + 4.6 + 3.5 + 2.6 (17.6 + 17.6 + 13.2 + 11.2)
	Main Relief Set Pressure	PSI (MPa)	2986 (20.6) x 2, 2417 (16.7) x 1, 427 (29) x 1
<b>Undercarriage</b>	Track type	-	Rubber
<b>Blade Dimensions</b>	Width x height	ft-in (mm)	4'2"3'1" x 9" (1280/950 x 235)
<b>Fuel tank capacity</b>		Gals (L)	5.3 (20)

## Standard Equipment

- Blade
- Boom Swing Function
- Rubber Tracks
- 2-way Control Pattern Change
- Auxiliary Valve and Piping (arm end)
- Cylinder Cover (boom, arm, bucket, blade)
- ROPS / FOPS canopy
- Joystick Pilot Controls
- Arm Rests (adjustable)
- High Back Seat
- Seat Belt
- Travel Levers and Pedals
- Traveling Alarm
- Built-in Type Boom Light
- Variable Tracks
- Operation Manual

Please note that the standard equipment may vary from this list. Consult your Yanmar dealer for confirmation.

## Hydraulic PTO

Model	Vi017			
	Output	PSI (MPa)	GPM (L / min)	
			2200RPM	1250RPM
<b>Combined Flow, Double Actions</b>	2625 (18.1)	8.1 (30.8)	4.6 (17.5)	

## Lifting Capacity

LIFT POINT HEIGHT h:in (mm)	r:REACH in (mm)											
	RATED LIFT CAPACITY OVER END BLADE DOWN lbs (kg)				RATED LIFT CAPACITY OVER END BLADE UP lbs (kg)				RATED LIFT CAPACITY OVER SIDE BLADE UP lbs (kg)			
	MAX	98.5 (2500)	78.7 (2000)	MIN	MAX	98.5 (2500)	78.7 (2000)	MIN	MAX	98.5 (2500)	78.7 (2000)	MIN
78.7 (2000)	*749 (340)	*705 (320)			496 (225)	*694 (315)			518 (235)	*694 (315)		
59.1 (1500)	*771 (350)	*815 (370)	*936 (425)		451 (205)	672 (305)	*925 (420)		473 (215)	*815 (370)	*936 (425)	
39.4 (1000)	*804 (365)	*992 (450)	*1311 (595)	*1466 (665)	407 (185)	628 (285)	903 (410)	1157 (525)	440 (200)	650 (295)	959 (435)	1212 (550)
19.7 (500)	*826 (375)	*1157 (525)	*1631 (740)	*2028 (920)	407 (185)	617 (280)	859 (390)	1036 (470)	440 (200)	650 (295)	914 (415)	1102 (500)
Ground (0)	*859 (390)	*1212 (550)	*1686 (765)	*2314 (1050)	418 (190)	584 (265)	804 (365)	1146 (520)	451 (205)	628 (285)	848 (385)	1091 (495)
-19.7 (-500)	*903 (410)	*1201 (545)	*1620 (735)		462 (210)	573 (260)	782 (355)		496 (225)	617 (280)	848 (385)	
-39.4 (-1000)	*925 (420)		*1499 (680)		551 (250)		826 (375)		584 (265)		892 (405)	

Note : The maximum loads marked with an asterisk (\*) were limited by the Excavator's hydraulic lifting capacity rather than by its static tilt load (tipping load) capacity.