


0CS10-G53302



PREFACE

1. This parts catalog is the 2nd revised edition of Yanmar Wheel loader V3-6 for U. S. A. & the 1st edition of Australia, New Zealand.

2. Parts catalog history

	Parts catalog No.		Date of issue	Remarks
First edition	Vehicle	000Y00S5330	May. , 2008	No need
	Engine	000Y00B7540	Nov. , 2007	
1st revised edition	Vehicle	OCS10-G53301	Oct. , 2008	No need
	Engine	OCB10-G75400	Nov. , 2007	
2nd edition(supplement)	Vehicle	OCS10-G53302	July, 2010	
	Engine	OCB10-G75400	Nov. , 2007	

3. Model name

SECTION	Column	Model name	Manufactured	M / #	Remarks
I (Vehicle)	A	V3-6 (US)	2008/3~	60695~	
	B	V3-6 (AS)	2010/7~		
	C	V3-6 (NZ)	2010/7~		
II (Engine)	A	3TNV88-BNKAH	2008/3~	80153~	for V3-6

(Note) US:U. S. A. , AS:Australia, NZ:New Zealand

4. This parts catalog does not contain the technical data needed for maintenance service.

The illustrations used in this parts catalog have been simplified for clarity.

The contents of this parts catalog are subject to change without notice.

Be sure to use only Yanmar genuine parts for repairs. If imitation parts are used, it may cause engine defects.

Directions for the Parts Catalog.

1. The parts stipulated in this Parts Catalog are not necessarily standard equipped parts.
2. Parts may change without prior notice.
3. The following is an example of the Parts Catalog format.

REF.	LEV.	PARTS NO.	DESCRIPTION	Q'TY						I	R
				(A)	(B)	(C)	(D)	(E)	(F)		
1	1	729595-51390	FUEL INJECTION PUMP	1	1	1	1	1			1
1-1	1	729595-51391	FUEL INJECTION PUMP	1	1	1	1	1		N	1
		(A=E00185) (B=E00200)									
3	2	26022-060162	SCREW M 6X 16	9	9	9	9	9			
3-1	2	26022-060162	SCREW M 6X 16	4	4	4	4	4		K	
		(A=E00156) (B=E00156) (C=E00156) (D=E00156) (E=E00156)									
4	2	129470-51040	CAMSHAFT	1	1	1	1	1			
5	2	122710-51050	BEARING, ROLLER	2	2	2	2	2			
6	2	129470-51060	RETAINER	1	1	1	1	1			

Remarks
(1) BOOST COMPEMSATOR TYPE. OPTIONAL PART, TO E00155,(4JH-DT, 4JH-DTZ

① Ref. No.

The Ref. No. listed may not be in accordance with the illustration Ref. No.

(Ex.) Illustration No.

List Ref No.

1

1

(Before change)

1-1

(After change)

For interchangeable symbols N, R and K, illustrations for new parts may be abbreviated.

② Lev. (Level)

Level indication

The numbers below indicate the level of relativity towards the main part.

1 ----- Main parts (Assembly parts)

2 ----- Sub component included in " 1 ".

3 ----- Sub component included in " 2 ".

Note) Parts that are not for sale are partially illustrated but not listed.

③ Interchangeability Mark

When a part change takes place, one of the following interchangeability symbols is indicated beside the part.

Symbol	Interchangeability	Contents note
N	Old $\begin{matrix} \leftarrow \text{Yes} \\ \text{No} \rightarrow \end{matrix}$ New	New Part is interchangeable for Old Part but Old Part is not interchangeable for New Part.
Q	Old $\begin{matrix} \leftarrow \text{No} \\ \text{Yes} \rightarrow \end{matrix}$ New	New Part is not interchangeable for Old Part but Old Part is interchangeable for New Part.
R	Old $\begin{matrix} \leftarrow \text{Yes} \\ \text{Yes} \rightarrow \end{matrix}$ New	New/ Old Parts are both interchangeable.
S	Old $\begin{matrix} \leftarrow \text{No} \\ \text{No} \rightarrow \end{matrix}$ New	New/ Old Parts are both not interchangeable.
W		Part newly added.
Z		Part discontinued.
F		Not interchangeable by a single part but interchangeable together with related parts.
K		Changes only for used parts quantities.

④ Effective Machine No.

When a part changes, the effective Machine No. will be indicated in the (A)-(F) column.

Product Symbol	Product No.	Product Symbol	Product No.
C	Clutch No. Compressor No.	F	Machine No. (Agricultural Equip.)
D	Drive No.	M	Machine No.
E	Engine No.		

Note 1) A date may follow the symbol. (Ex.) 1996.01

Note 2) "XXXXX" and "ZZZZZ" are for parts that could not be predicted or for engine models that could not be identified.

Note 3) (A=E00185) is the E (Engine Serial Number) for the column (A) model (in this case 4JH-DT) after the parts design change.

⑤ Remarks Mark

Figures or alphabets (symbols) are entered in the remarks column.

The comments (remarks) on parts that are indicated at the bottom of the illustration are the same symbols as those stated above.

PICTURESQUE INDEX (1) · · · MAIN PARTS

LABEL...Fig.1
SAFETY LABEL...Fig.2

SILENCER...Fig.3
AIR CLEANER & ENGINE DRAIN...Fig.4
ENGINE MOUNT...Fig.6
RADIATOR...Fig.8
BATTERY...Fig.10
WIRING...Fig.11
ELECTRIC PART...Fig.12,13,14
HYD.OIL TANK...Fig.54
AIR CON. (DUCT)...Fig.65
AIR CON. (ELECTRIC PART)...Fig.67

REAR FRAME...Fig.33
COVER & STEP...Fig.34,35
SEAT & SEAT MOUNT...Fig.36,37
BONNET...Fig.38
AIR CON. (REAR)...Fig.66

FOOT ACCELERATOR...Fig.5
INCHING PEDAL...Fig.25
BRAKE PEDAL...Fig.26
PARK BRAKE LEVER...Fig.27
HYD.OIL CONTROL LEVER...Fig.28
STEERING WHEEL & COLUMN...Fig.29
CONTROL COVER...Fig.30
P. T. O. LEVER...Fig.31
FRONT FRAME...Fig.32
GREASING...Fig.59
AIR CON. (FRONT)...Fig.64

DUMP CYLINDER...Fig.48

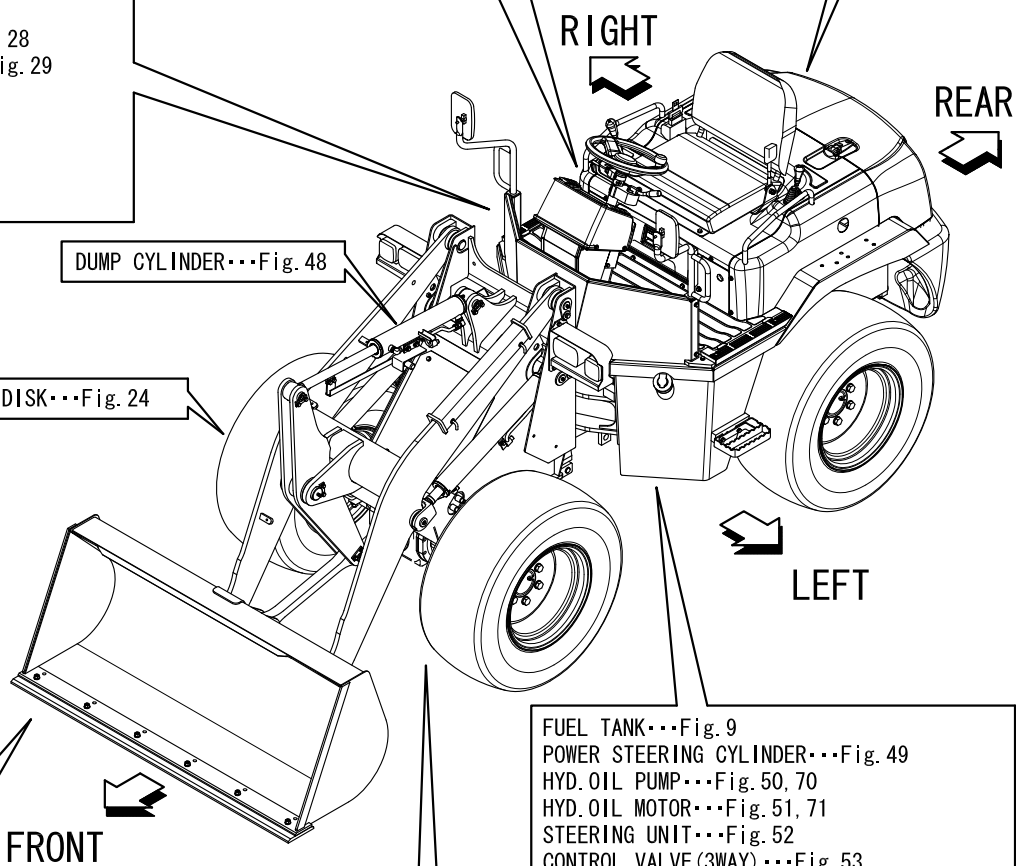
TIRE & DISK...Fig.24

FUEL TANK...Fig.9
POWER STEERING CYLINDER...Fig.49
HYD.OIL PUMP...Fig.50,70
HYD.OIL MOTOR...Fig.51,71
STEERING UNIT...Fig.52
CONTROL VALVE (3WAY)...Fig.53
FILTER & PIPE FITTING...Fig.55
HYD.OIL PIPING (HST)...Fig.56
HYD.OIL PIPING (LOADER)...Fig.57
HYD.OIL PIPING (LOADER) (P. T. O.)...Fig.58

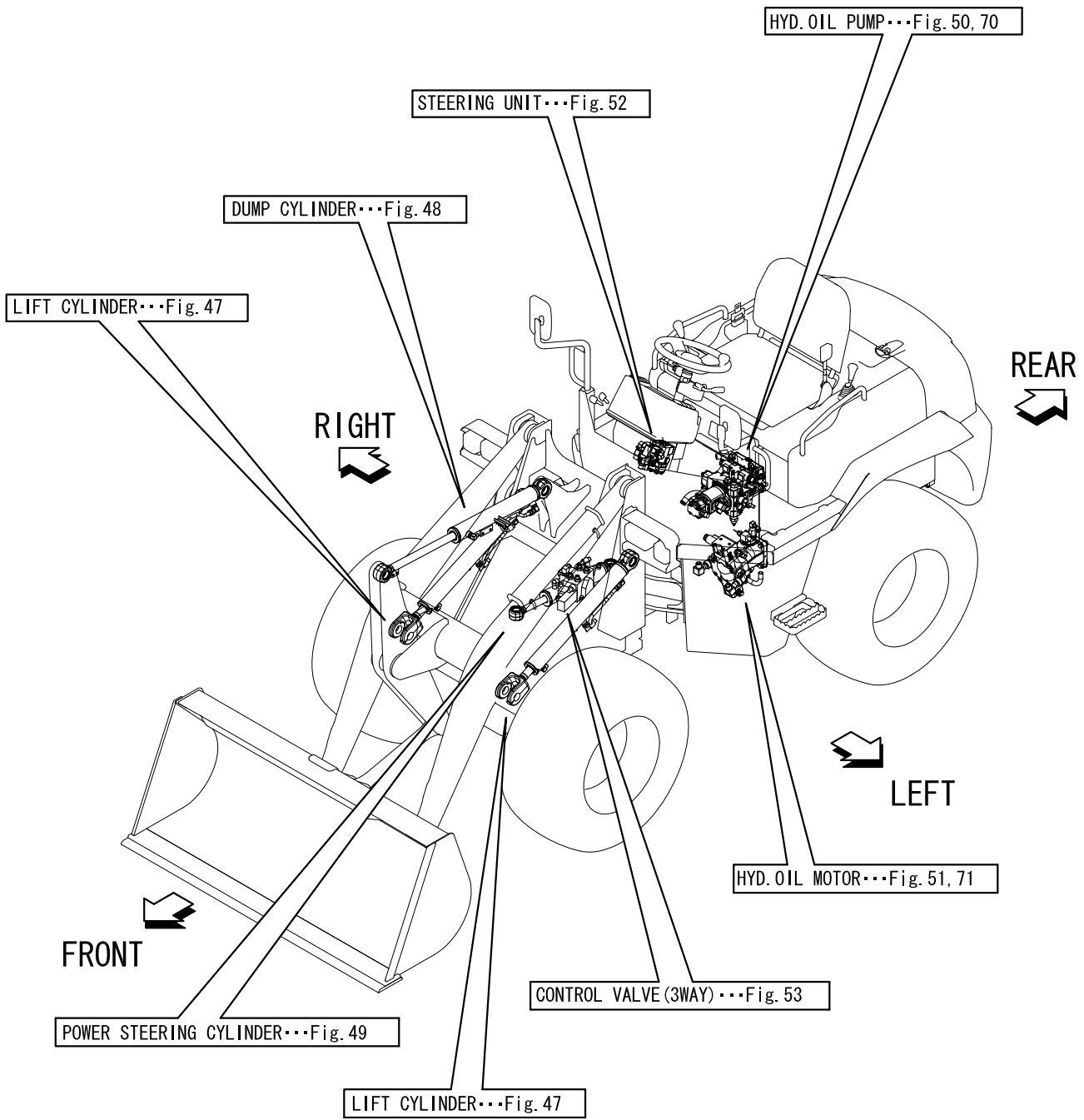
LIFT CYLINDER...Fig.47
LIFT ARM...Fig.60
LOADER LINK...Fig.61
BUCKET...Fig.63

ROPS CANOPY...Fig.39
CABIN...Fig.40~45
HEATER (OPTIONAL)...Fig.46
OIL JOCKEY...Fig.62
FRONT GLASS KIT...Fig.68
REAR GLASS KIT...Fig.69

CLUTCH HOUSING & DRIVE SHAFT...Fig.15
TRANSFER CASE...Fig.16
SPIRAL BEVEL GEAR...Fig.17
DIFFERENTIAL GEAR...Fig.18
AXLE SHAFT...Fig.19
FINAL GEAR...Fig.20
AXLE CASE...Fig.21
AXLE HOLDER...Fig.22
CENTER BRAKE...Fig.23



PICTURESQUE INDEX (2) . . . HYDRAULIC SECTION



CONTENTS

MODEL : V3-6(US)(AS)(NZ)

PC NO : 0CS10-G53302

Fig.No.	GROUP NAME
V3-6(US)(AS)(NZ)	
1.	LABEL
2.	SAFETY LABEL
3.	SILENCER
4.	AIR CLEANER & ENGINE DRAIN
5.	FOOT ACCELERATOR
6.	ENGINE MOUNT
7.	RADIATOR
8.	RADIATOR(AIR CON.SPEC.)
9.	FUEL TANK
10.	BATTERY
11.	WIRING(TO M61068)
72.	(11A)WIRING(FROM M61069)
12.	ELECTRIC PART(1)
13.	ELECTRIC PART(2)
14.	ELECTRIC PART(AUTO LABELLER)
15.	CLUTCH HOUSING & DRIVE SHAFT
16.	TRANSFER CASE
17.	SPIRAL BEVEL GEAR
18.	DIFFERENTIAL GEAR
19.	AXLE SHAFT
20.	FINAL GEAR
21.	AXLE CASE
22.	AXLE HOLDER
23.	CENTER BRAKE
24.	TIRE & DISKE
25.	INCHING PEDAL
26.	BRACKET PEDAL
27.	PARK BRAKE LEVER
28.	HYD.OIL CONTROL LEVER

Fig.No.	GROUP NAME
29.	STEERING WHEEL & COLUMN
30.	CONTROL COVER
31.	P.T.O.LEVER
32.	FRONT FRAME
33.	REAR FRAME
34.	COVER & STEP
35.	COVER & STEP(AIR CON.SPEC.)
36.	SEAT & SEAT MOUNT
37.	SEAT & SEAT MOUNT(AIR CON.SPEC.)
38.	BONNET
39.	CANOPY
40.	CABIN(CENTER DEFROSTER SPEC.)
41.	CABIN(DOOR)(CENTER DEFROSTER SPEC.)
42.	CABIN(GLASS)(CENTER DEFROSTER SPEC.)
43.	CABIN(SUNVISOR)(CENTER DEFROSTER SPEC.)
44.	CABIN(WINDOW WASHER)(CENTER DEFROSTER SPEC.)
45.	CABIN(LAMP)(CENTER DEFROSTER SPEC.)
73.	(45A)CABIN(SIDE DEFROSTER SPEC.)
74.	(45B)CABIN(FRAME)(SIDE DEFROSTER SPEC.)
75.	(45C)CABIN(DOOR)(SIDE DEFROSTER SPEC.)
76.	(45D)CABIN(GLASS)(SIDE DEFROSTER SPEC.)
77.	(45E)CABIN(ELECTRIC,WIPER)(SIDE DEFROSTER SPEC.)
46.	HEATER(CABIN)
47.	LIFT CYLINDER
48.	DUMP CYLINDER
49.	POWER STEERING CYLINDER
50.	HYD.OIL PUMP
51.	HYD.OIL MOTOR
52.	STEERING UNIT
53.	CONTROL VALVE(3-WAY)

CONTENTS

MODEL : V3-6(US)(AS)(NZ)

PC NO : 0CS10-G53302

Fig.No. GROUP NAME

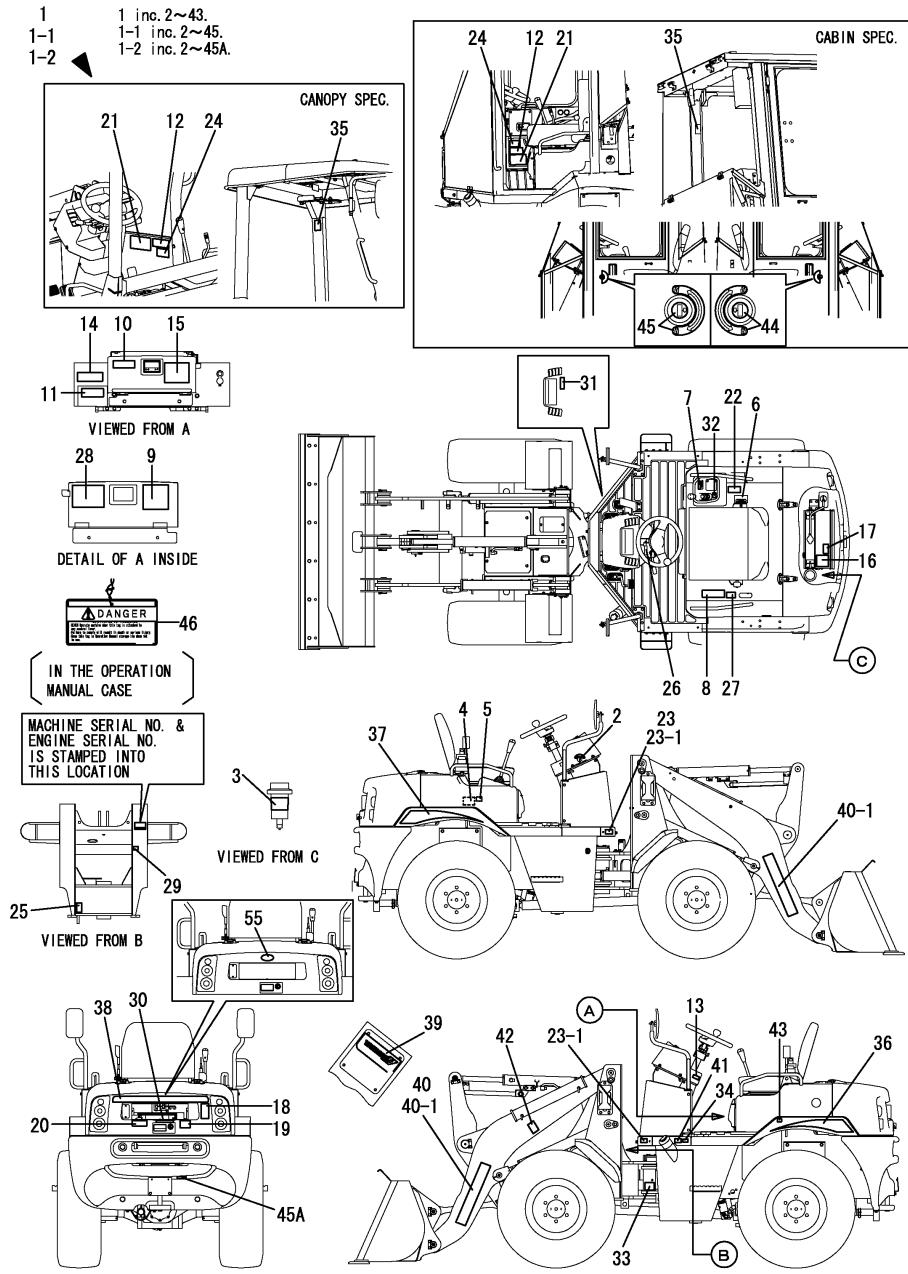
- 54. HYD.OIL TANK
- 55. FILTER & PIPE FITTING
- 56. HYD.OIL PIPING(HST)
- 57. HYD.OIL PIPING(LOADER)
- 58. HYD.OIL PIPING(3RD)
- 59. GREASING
- 60. LIFT ARM
- 61. LOADER LINK
- 62. OIL JOCKEY
- 63. BUCKET
- 64. AIR CON.(FRONT)
- 65. AIR CON.(DUCT)
- 78. (65A)AIR CON.(DUCT)(ENHANCED DEFROSTER SPEC.)
- 66. AIR CON.(REAR)
- 67. AIR CON.(ELECTRIC PART)
- 68. FRONT GLASS KIT
- 69. REAR GLASS KIT
- 70. HST PUMP(COMPONENT PART)
- 71. HST MOTOR(COMPONENT PART)

Fig.No. GROUP NAME

Fig.1. LABEL

(A)=V3-6(US)
(B)=V3-6(AS)
(C)=V3-6(NZ)

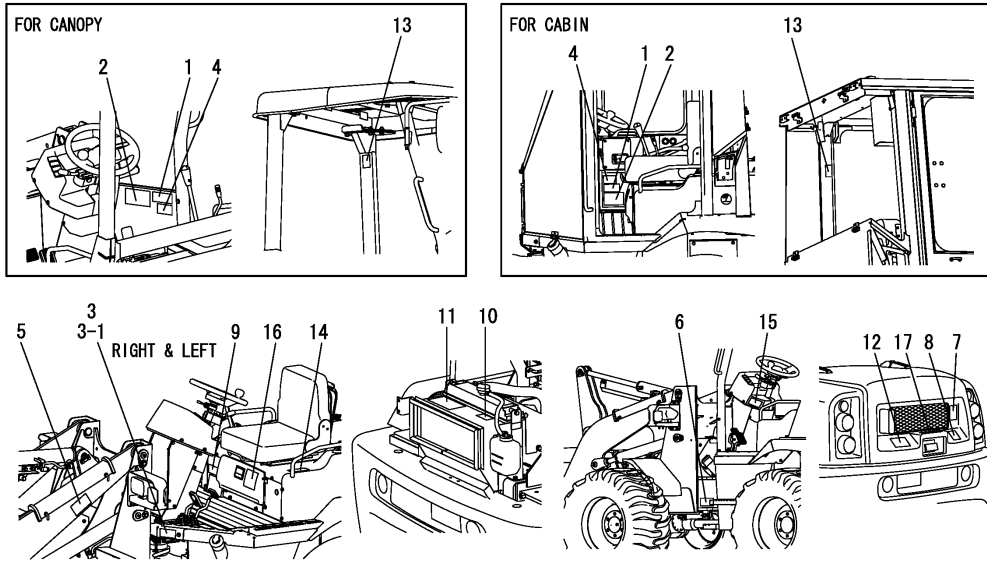
(D)=
(E)=
(F)=



Remarks
(1)Cabin spec.

REF.	LEV.	PARTS NO.	DESCRIPTION	QTY						I	R
				(A)	(B)	(C)	(D)	(E)	(F)		
1	1	172538-08710	LABEL KIT(V3 US	1							
1-1	1	172538-08711	LABEL KIT	1							S
(A=M/#60747)											
1-2	1	172538-08712	LABEL KIT	1	1	1					S
(A=M60957)											
1-3	1	172538-08713	LABEL KIT(V3 US	1	1	1					S
(A=M61501) (B=M61501) (C=M61501)											
2	2	172A64-03700	LABEL, START SWITCH	1	1	1					
3	2	172A07-03160	LABEL	1	1	1					
4	2	172A38-03201	LABEL, SUB TANK	1	1	1					
5	2	172A38-03211	LABEL, ANTI-FREEZING	1	1	1					
6	2	172511-03230	LABEL	1	1	1					
7	2	172538-03230	LABEL,LOCK	1	1	1					
8	2	172524-03471	LABEL	1	1	1					
9	2	172538-03780	LABEL,FUSE CAB US	1							1
9-1	2	172538-03781	LABEL,FUSE CAB US	1	1	1					S 1
(A=M/#60747)											
10	2	172538-03770	LABEL,SPECIFICATION	1							
10-1	2	172538-03771	LABEL,SPECIFICATION	1	1	1					N
(A=M/#60756)											
11	2	172463-03290	LABEL, HYD.OIL	1	1	1					
12	2	172437-03302	LABEL, MANUAL	1	1	1					
13	2	172437-03312	LABEL, SLOPE	1	1	1					
14	2	172437-03322	LABEL, RESEVOIR	1	1	1					
15	2	172437-03343	LABEL, TRANSPORT	1	1	1					
16	2	172437-03361	LABEL, BATTERY	1	1	1					
17	2	172437-03391	LABEL, RADIATOR	1	1	1					
18	2	172437-03402	LABEL, ENGINE COVER	1	1	1					
19	2	172A36-03411	LABEL, ENGINE ROOM	1	1	1					
20	2	172437-03422	LABEL, MUFFLER	1	1	1					
21	2	172524-03621	LABEL	1	1	1					
22	2	172527-03620	LABEL	1	1	1					
23	2	172524-03631	LABEL	1							
23-1	2	172524-03631	LABEL	2	2	2					K
(A=FROM 1ST)											
24	2	172524-03642	LABEL, CONTACT US	1	1	1					
25	2	172524-03671	LABEL	1	1	1					
26	2	172524-03690	LABEL	1	1	1					
27	2	172538-03720	LABEL,P.BRAKE US	1	1	1					
28	2	172538-03730	LABEL,FUSE US	1							
28-1	2	172538-03731	LABEL,FUSE US	1	1	1					S
(A=M/#60747)											
29	2	172538-03740	LABEL,GREASE US	1	1	1					
30	2	172538-03750	LABEL, CAUTION US	1	1	1					
31	2	172538-03760	LABEL,P BRAKE US	1	1	1					
32	2	172538-03790	LABEL,PTO ROCK US	1	1	1					
33	2	172519-03820	LABEL	2	2	2					
34	2	114110-07760	LABEL, FUEL CAUTION	1	1	1					
35	2	172437-03441	LABEL, ROPS	1	1	1					
36	2	172538-03110	LABEL,MODEL L	1	1	1					
36-1	2	172538-03030	LABEL,MODEL L	1	1	1					S

Fig.2. SAFETY LABEL



OCS10-G53302 2. SAFETY LABEL

(A)=V3-6(US)
 (B)=V3-6(AS)
 (C)=V3-6(NZ)

(D)=
 (E)=
 (F)=

REF.	LEV.	PARTS NO.	DESCRIPTION	QTY						I	R
				(A)	(B)	(C)	(D)	(E)	(F)		
1	1	172437-03302	LABEL, MANUAL	1	1	1					
2	1	172524-03621	LABEL	1	1	1					
3	1	172524-03631	LABEL	1							
3-1	1	172524-03631	LABEL	2	2	2					K
(A=FROM 1ST)											
4	1	172524-03642	LABEL, CONTACT US	1	1	1					
5	1	172524-03652	LABEL, LIFT ARM LOCK	1	1	1					
6	1	172524-03671	LABEL	1	1	1					
7	1	172437-03402	LABEL, ENGINE COVER	1	1	1					
8	1	172A36-03411	LABEL, ENGINE ROOM	1	1	1					
9	1	172437-03322	LABEL, RESEVOIR	1	1	1					
10	1	172437-03391	LABEL, RADIATOR	1	1	1					
11	1	172437-03361	LABEL, BATTERY	1	1	1					
12	1	172437-03422	LABEL, MUFFLER	1	1	1					
13	1	172437-03441	LABEL, ROPS	1	1	1					
14	1	172524-03471	LABEL	1	1	1					
15	1	172437-03312	LABEL, SLOPE	1	1	1					
16	1	172437-03343	LABEL, TRANSPORT	1	1	1					
17	1	172538-03750	LABEL,CAUTION US	1	1	1					

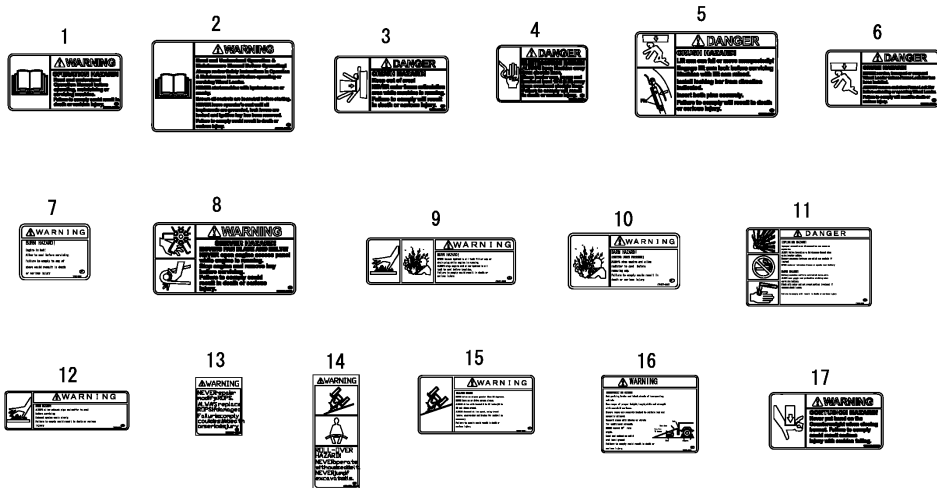
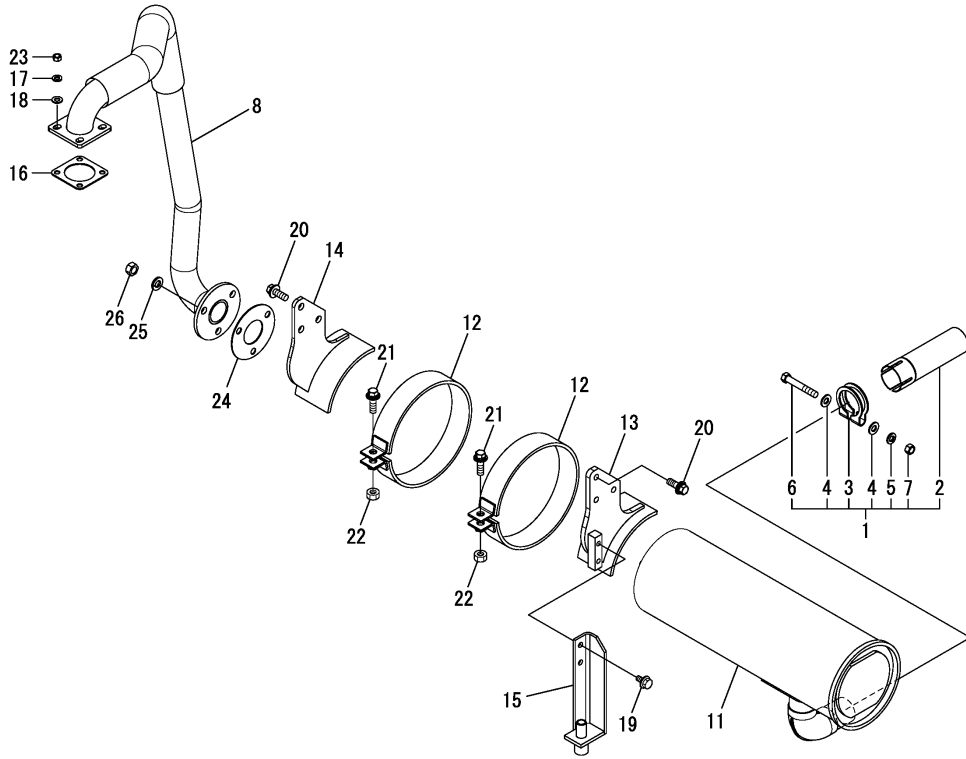


Fig.3. SILENCER

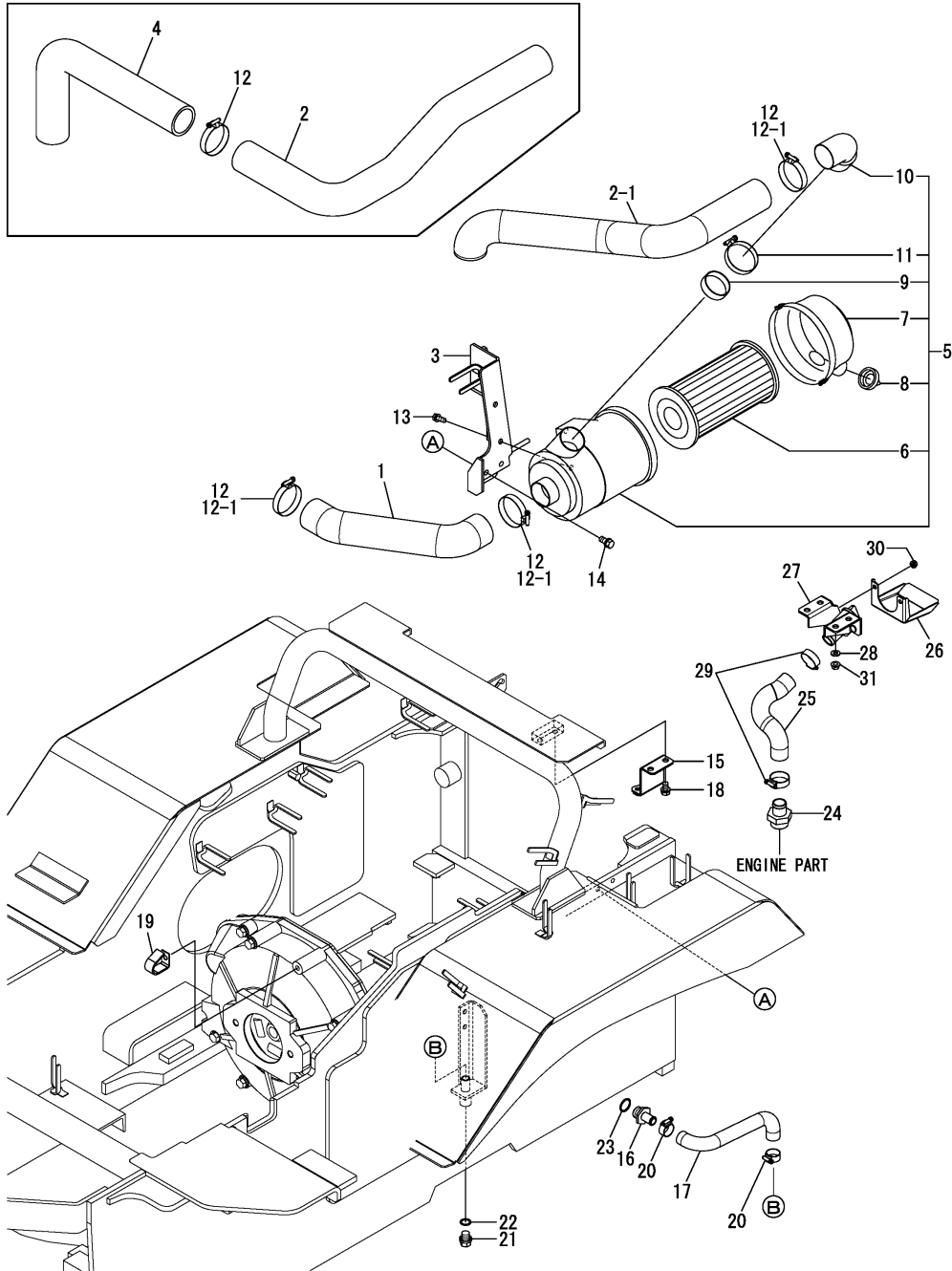


(A)=V3-6(US)
 (B)=V3-6(AS)
 (C)=V3-6(NZ)

(D)=
 (E)=
 (F)=

REF.	LEV.	PARTS NO.	DESCRIPTION	QTY						I	R
				(A)	(B)	(C)	(D)	(E)	(F)		
1	1	172520-11300	TAIL, MUFFLER	1	1	1					
2	2	172520-11350	TAIL, MUFFLER	1	1	1					
3	2	121120-13580	CLAMP	1	1	1					
4	2	22137-100000	WASHER	2	2	2					
5	2	22217-100000	WASHER, SPRING	1	1	1					
6	2	26116-100652	BOLT	1	1	1					
7	2	26716-100002	NUT	1	1	1					
8	1	172538-11301	TUBR ASSY,EXHAUST	1	1	1					
11	1	119869-13501	SILENCER	1	1	1					
12	1	172527-11340	BAND, SILENCER	2	2	2					
13	1	172538-11700	BRACKET ASSY,MUF L	1	1	1					
14	1	172538-11750	BRACKET ASSY,MUF R	1	1	1					
15	1	172538-11920-1	BRACKET,DRAIN (49)	1	1	1					
16	1	124701-11911	GASKET	1	1	1					
17	1	22217-080000	WASHER, SPRING	4	4	4					
18	1	22137-080000	WASHER	4	4	4					
19	1	26014-080162	BOLT	2	2	2					
20	1	26014-100302	BOLT	6	6	6					
21	1	26014-100352	BOLT 10X35	2	2	2					
22	1	26702-100002	NUT	2	2	2					
23	1	26716-080002	NUT	4	4	4					
24	1	103954-13201	GASKET	1	1	1					
25	1	22217-100000	WASHER, SPRING	3	3	3					
26	1	26716-100002	NUT	3	3	3					

Fig.4. AIR CLEANER & ENGINE DRAIN



(A)=V3-6(US)

(B)=V3-6(AS)

(C)=V3-6(NZ)

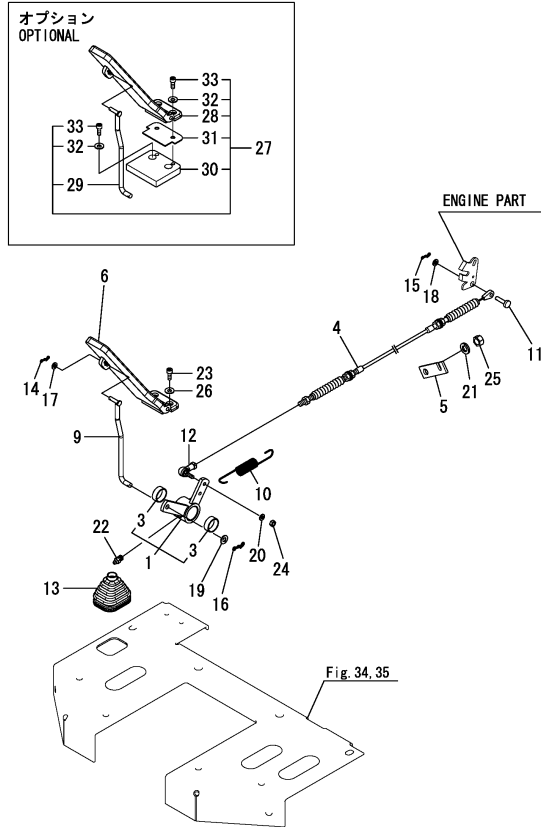
(D)=

(E)=

(F)=

REF.	LEV.	PARTS NO.	DESCRIPTION	Q'TY						I	R
				(A)	(B)	(C)	(D)	(E)	(F)		
1	1	172538-11500	HOSE A,AIR	1	1	1					
2	1	172538-11510	HOSE A,IN	1							
2-1	1	172538-11580	HOSE,IN	1	1	1					S
(A=M/#60747)											
3	1	172538-11520-1	STAY,AIR ASSY (49)	1							
3-1	1	172538-11521	STAY,AIR ASSY	1	1	1					N
(A=M/#60747)											
4	1	172538-11600	HOSE B(IN	1							Z
(A=M/#60747)											
5	1	172538-11651	CLEANER ASSY, AIR	1	1	1					
6	2	129004-12520	ELEMENT	1	1	1					
7	2	119866-12541	COVER ASSY	1	1	1					
8	2	119808-12540	VALVE, UNLOADER	1	1	1					
9	2	129259-12570	RING	1	1	1					
10	2	129612-12560	ELBOW, INTAKE	1	1	1					
11	2	23000-060000	CLAMP, HOSE	1	1	1					
12	1	23000-060000	CLAMP, HOSE	4							
12-1	1	23000-060000	CLAMP, HOSE	3	3	3					K
(A=M/#60747)											
13	1	26013-080202	BOLT	2	2	2					
14	1	26014-100252	BOLT	2	2	2					
15	1	172538-11900-1	BRACKET ASSY,F/F(49)	1	1	1					
16	1	172541-11900	JOINT, L.O.DRAIN	1	1	1					
17	1	172538-11950	HOSE,LO DRAIN	1	1	1					
18	1	26013-100162	BOLT	2	2	2					
19	1	1A1380-59480	CLAMP, CORD	1	1	1					
20	1	23001-025000	CLAMP, HOSE	2	2	2					
21	1	23491-140002	PLUG	1	1	1					
22	1	24311-000160	O-RING	1	1	1					
23	1	24341-000240	O-RING	1	1	1					
24	1	1E8941-01650	CONNECTOR M33-25	1	1	1					W
(A=M/#60747)											
25	1	172538-11800	HOSE,OIL FEED	1	1	1					W
(A=M/#60747)											
26	1	172538-11810	SAUCER	1	1	1					W
(A=M/#60747)											
27	1	172538-11820	STAY,OIL FEED ASSY	1	1	1					W
(A=M/#60747)											
28	1	22137-080000	WASHER	4	4	4					W
(A=M/#60747)											
29	1	23001-035000	CLAMP, HOSE	2	2	2					W
(A=M/#60747)											
30	1	26051-060002	NUT	2	2	2					W
(A=M/#60747)											
31	1	26051-080002	NUT	4	4	4					W
(A=M/#60747)											

Fig.5. FOOT ACCELERATOR



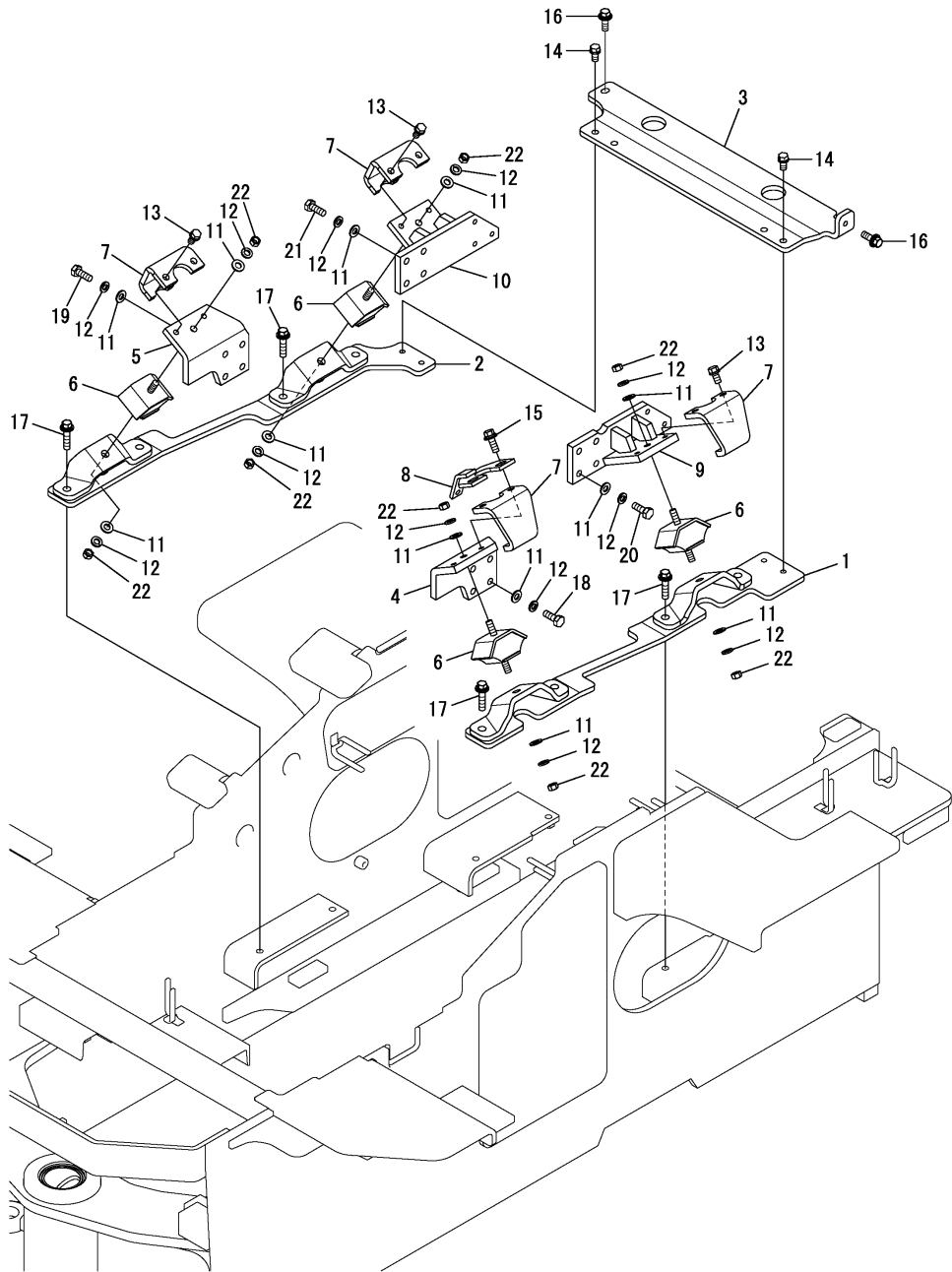
(A)=V3-6(US)
(B)=V3-6(AS)
(C)=V3-6(NZ)

(D)=
(E)=
(F)=

REF.	LEV.	PARTS NO.	DESCRIPTION	Q'TY						I	R
				(A)	(B)	(C)	(D)	(E)	(F)		
1	1	172538-12200-1	LEVER ,AXEL CAM (49)	1	1	1					
3	2	24550-025100	BUSH	2	2	2					
4	1	172527-12251	WIRE	1	1	1					
5	1	172524-12260	BRACKET E,WIRE	1	1	1					
6	1	172520-12310	PEDAL ASSY, THROTTLE	1							
6-1	1	172538-12310	PEDAL ASSY,ACCEL	1	1	1					N
(A=M/#60911)											
9	1	172538-12361	ROD A ASSY,LINK	1							
9-1	1	172538-12362	ROD A ASSY,LINK	1	1	1					S 2
(A=M/#60903)											
10	1	172524-12380	SPRING, RETURN	1	1	1					
11	1	172113-12522	PIN, CABLE	1	1	1					
12	1	172446-45820	LINK BALL 6	1	1	1					
13	1	172520-46150	BOOT	1	1	1					
14	1	1C6281-52310	PIN, SNAP	1	1	1					
15	1	1C6281-52310	PIN, SNAP	1	1	1					
16	1	1C6281-52320	PIN 8,COME-OFF SNAP	1	1	1					
17	1	22137-060000	WASHER	1	1	1					
18	1	22137-060000	WASHER	1	1	1					
19	1	22137-080000	WASHER	1	1	1					
20	1	22217-060000	WASHER, SPRING	1	1	1					
21	1	22217-120000	WASHER, SPRING	1	1	1					
22	1	24761-020000	NIPPLE, GREASE	1	1	1					
23	1	26450-060162	BOLT	2	2	2					
24	1	26716-060002	NUT	1	1	1					
25	1	26716-120002	NUT	1	1	1					
26	1	22137-060000	WASHER	2	2	2					W 2
(A=M/#60903)											
27	1	172538-08880	PEDAL ASSY, THROTTLE	1	1	1					W 1
(A=M/#60911)											
28	2	172538-12310	PEDAL ASSY,ACCEL	1	1	1					W
(A=M/#60911)											
29	2	172538-12362	ROD A ASSY,LINK	1	1	1					W
(A=M/#60911)											
30	2	172538-12450	PLATE 73X64X12	1	1	1					W
(A=M/#60911)											
31	2	172538-12500	PLATE,PEDAL	1	1	1					W
(A=M/#60911)											
32	2	22137-060000	WASHER	4	4	4					W
(A=M/#60911)											
33	2	26450-060162	BOLT	4	4	4					W
(A=M/#60911)											

Remarks
 (1)Optional
 (2)Interchangeable by simultaneous Replacement with Fig.34 Ref.No.1-1
 Interchangeable by simultaneous Replacement with Fig.35 Ref.No.1-1

Fig.6. ENGINE MOUNT



(A)=V3-6(US)

(B)=V3-6(AS)

(C)=V3-6(NZ)

(D)=

(E)=

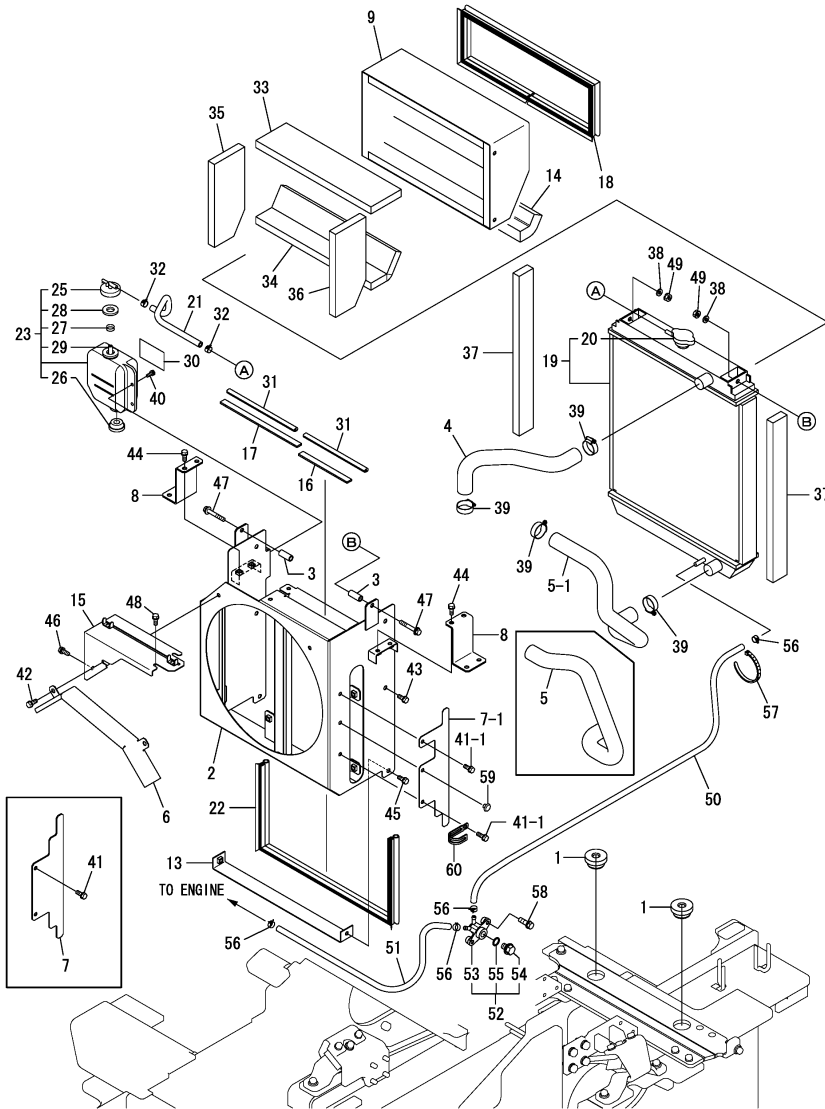
(F)=

REF.	LEV.	PARTS NO.	DESCRIPTION	QTY						I	R
				(A)	(B)	(C)	(D)	(E)	(F)		
1	1	172538-13100	BRACKET, ENGINE	1	1	1					
2	1	172538-13120	BRACKET, ENGINE	1	1	1					
3	1	172538-13140-1	PLATE REAR (GRAY:49)	1	1	1					
4	1	172538-13150	BRACKET, ENGINE	1	1	1					
5	1	172538-13160	BRACKET, ENGINE	1	1	1					
6	1	172524-13180	ABSORBER, SHOCK	4	4	4					
7	1	172527-13190-1	STOPPER (GRAY:49)	4	4	4					
8	1	172538-13250-1	BASE,SPPRING(GRAY:49)	1	1	1					
9	1	172538-13900	BRACKET, ENGINE	1	1	1					
10	1	172538-13950	BRACKET, ENGINE	1	1	1					
11	1	22137-100000	WASHER	24	24	24					
12	1	22217-100000	WASHER, SPRING	24	24	24					
13	1	26013-100202	BOLT	6	6	6					
14	1	26013-100202	BOLT	4	4	4					
15	1	26014-100302	BOLT	2	2	2					
16	1	26014-100302	BOLT	2	2	2					
17	1	26014-100452	BOLT	8	8	8					
18	1	26076-100302	BOLT	4	4	4					
19	1	26076-100302	BOLT	4	4	4					
20	1	26076-100302	BOLT	4	4	4					
21	1	26076-100302	BOLT	4	4	4					
22	1	26716-100002	NUT	8	8	8					

Fig.7. RADIATOR

(A)=V3-6(US)
(B)=V3-6(AS)
(C)=V3-6(NZ)

(D)=
(E)=
(F)=



Remarks

- (1) Please use this part with following labels at the same time
Ref. No. 2A,2B.
- (2) Please use this part with following labels at the same time
Ref. No. 29A,29B.
- (3) Labels are not illustrated.

REF.	LEV.	PARTS NO.	DESCRIPTION	QTY						I	R
				(A)	(B)	(C)	(D)	(E)	(F)		
1	1	198162-00640	SUPPORT, RADIATOR	2	2	2					
2	1	172538-13311	SHROUD ASSY	1							1
2-1	1	172538-13312	SHROUD ASSY(GRAY:49)	1	1	1					S 1
(A=M/#60747)											
2A	1	172437-03361	LABEL, BATTERY	1	1	1					3
2B	1	172437-03391	LABEL, RADIATOR	1	1	1					3
3	1	172527-13320	COLLAR	2	2	2					
4	1	172538-13500	PIPE, COOLING WATER A	1	1	1					
5	1	172538-13510	PIPE, COOLING WATER B	1							
5-1	1	172538-13511	PIPE, COOLING WATER B	1	1	1					S
(A=M/#60747)											
6	1	172538-13550	GUARD, FAN	1	1	1					
7	1	172538-13560-1	COVER(OIL (GRAY:49)	1							
7-1	1	172538-13561	COVER(OIL (GRAY:49)	1	1	1					S
(A=M/#60747)											
8	1	172538-13580-1	STAY, RADIATOR (49)	2	2	2					
9	1	172538-13600-1	COVER ASSY (GRAY:49)	1	1	1					
13	1	172538-13650-1	COVER C ASSY(GRAY:49)	1	1	1					
14	1	172538-13680	SEAL, 60X30X414	1	1	1					
15	1	172538-13700-1	COVER, SHROUD (49)	1	1	1					
16	1	172538-13750	RUBBER SEAL 160	1							
16-1	1	172538-13751	RUBBER SEAL 175	1	1	1					S
(A=M/#60747)											
17	1	172538-13760	RUBBER SEAL 250	1	1	1					
18	1	172538-13770	RUBBER SEAL 1060	1	1	1					
19	1	172538-13800	RADIATOR ASSY	1	1	1					
20	2	129107-44590	CAP	1	1	1					
21	1	172141-14620	HOSE, FUEL	1	1	1					
22	1	172460-19060	RUBBER, SEAL	1	1	1					
23	1	121468-44510	TANK ASSY	1							2
23-1	1	121468-44520	TANK ASSY	1	1	1					N
(A=M60905)											
25	2	121450-44531	CAP	1	1	1					
26	2	121468-44540	PLUG	1							Z
(A=M60905)											
27	2	124450-44560	RETAINER	1	1	1					
28	2	121470-44581	GASKET	1	1	1					
29	2	23065-070130	HOSE	1	1	1					
29A	1	172A38-03201	LABEL, SUB TANK	1	1	1					3
29B	1	172A38-03211	LABEL, ANTI-FREEZING	1	1	1					3
30	1	172A38-03201	LABEL, SUB TANK	1	1	1					
31	1	172186-45690	RUBBER	2	2	2					
32	1	124766-59050	CLIP	2	2	2					
33	1	172538-60100	EV A, DUCT	1	1	1					
34	1	172538-60110	EV B, DUCT	1	1	1					
35	1	172538-60120	EV C, DUCT	1	1	1					
36	1	172538-60130	EV D, DUCT	1	1	1					
37	1	172538-60230	EV, RADIATOR	2	2	2					
38	1	22137-080000	WASHER	2	2	2					
39	1	23001-041000	CLAMP, HOSE	4	4	4					
40	1	26013-060162	BOLT	2	2	2					

Fig.7. RADIATOR

(A)=V3-6(US)

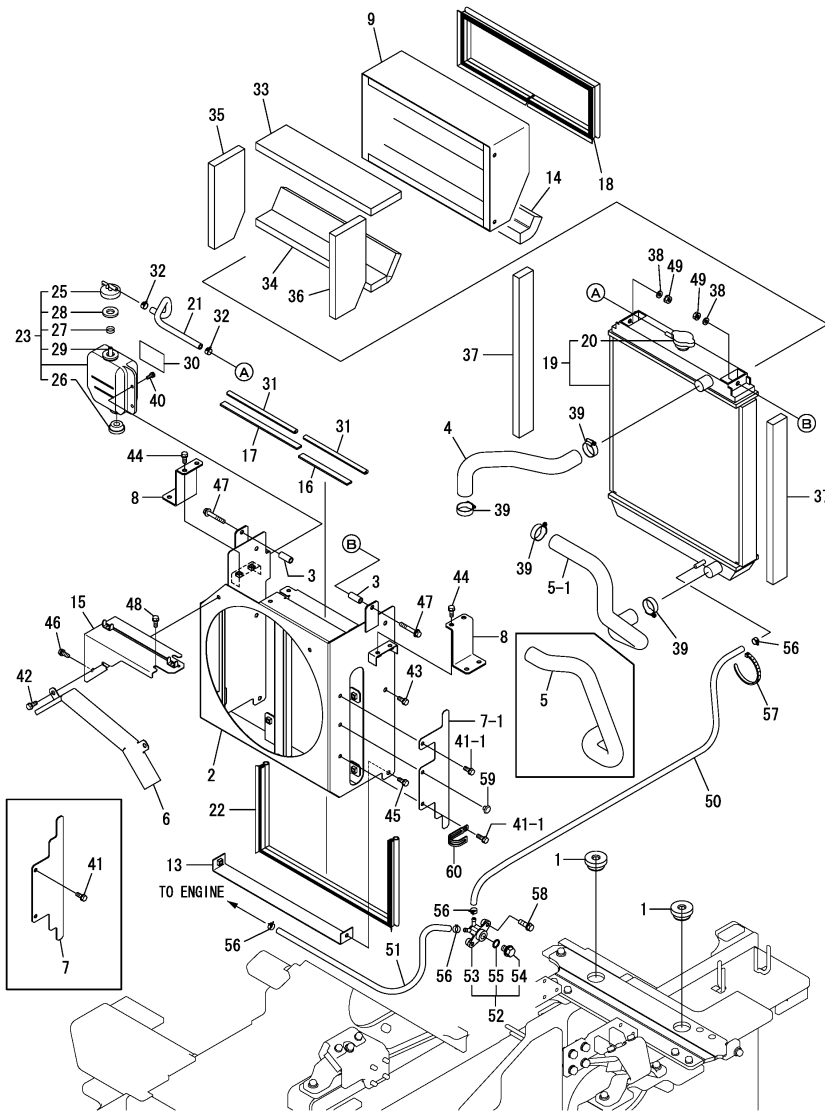
(B)=V3-6(AS)

(C)=V3-6(NZ)

(D)=

(E)=

(F)=



REF.	LEV.	PARTS NO.	DESCRIPTION	QTY						I	R	
				(A)	(B)	(C)	(D)	(E)	(F)			
41	1	26013-080162	BOLT		2							
41-1	1	26013-080202	BOLT		2	2	2					R
(A=M60501)												
42	1	26013-080202	BOLT		2	2	2					
43	1	26013-080202	BOLT		4	4	4					
44	1	26013-080202	BOLT		8	8	8					
45	1	26013-080202	BOLT		2	2	2					
46	1	26013-080202	BOLT		1	1	1					
47	1	26013-080552	BOLT		2	2	2					
48	1	26014-080162	BOLT		2	2	2					
49	1	26051-080002	NUT		2	2	2					
50	1	172142-14620	HOSE, FUEL		1	1	1					
51	1	172120-14660	HOSE		1							
51-1	1	172538-14400	HOSE, BLADE 990		1	1	1					N
(A=M/#60747)												
52	1	121450-49110	COCK ASSY		1	1	1					
53	2	121450-49100	BODY		1	1	1					
54	2	23491-140002	PLUG		1	1	1					
55	2	24311-000160	O-RING		1	1	1					
56	1	124766-59050	CLIP		4	4	4					
57	1	172122-79930	CLAMP, HOSE		1	1	1					
58	1	26013-100302	BOLT		2	2	2					
59	1	172444-17660	CLIP, TREE		1	1	1					W
(A=M60501)												
60	1	1A1686-57850	CLAMP, 80		1	1	1					W
(A=M60501)												

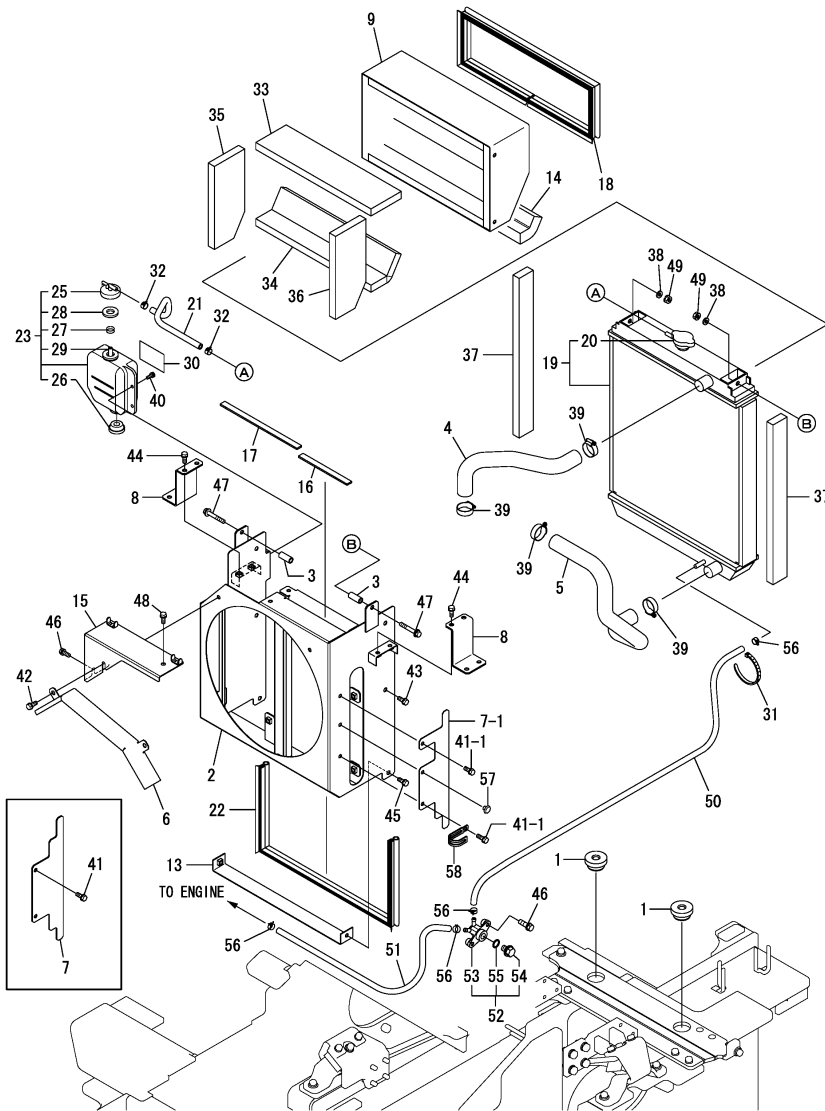
Remarks

(1) Please use this part with following labels at the same time
Ref. No. 2A, 2B.

(2) Please use this part with following labels at the same time
Ref. No. 29A, 29B.

(3) Labels are not illustrated.

Fig.8. RADIATOR(AIR CON.SPEC.)



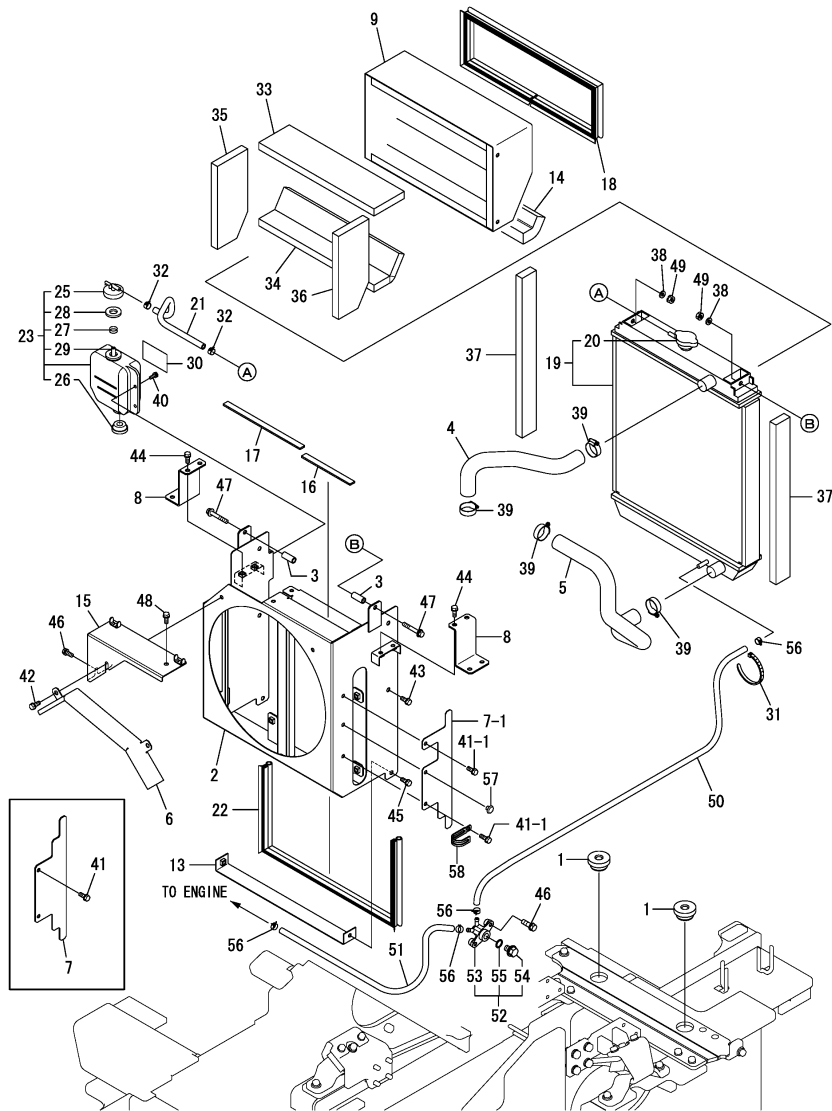
Remarks
 (1)Please use this part with following labels at the same time
 Ref. No. 2A,2B.
 (2)Please use this part with following labels at the same time
 Ref. No. 29A,29B.
 (3)Labels are not illustrated.

(A)=V3-6(US)
 (B)=V3-6(AS)
 (C)=V3-6(NZ)

(D)=
 (E)=
 (F)=

REF.	LEV.	PARTS NO.	DESCRIPTION	Q'TY						I	R
				(A)	(B)	(C)	(D)	(E)	(F)		
1	1	198162-00640	SUPPORT, RADIATOR	2	2	2					
2	1	172539-13310	SHROUD ASSY(GRAY:49)	1	1	1					1
2A	1	172437-03361	LABEL, BATTERY	1	1	1					3
2B	1	172437-03391	LABEL, RADIATOR	1	1	1					3
3	1	172527-13320	COLLAR	2	2	2					
4	1	172538-13500	PIPE,COOLING WATER A	1	1	1					
5	1	172538-13511	PIPE,COOLING WATER B	1	1	1					
6	1	172539-13550	GUARD,FAN (GRAY:49)	1	1	1					
7	1	172538-13561	COVER(OIL (GRAY:49)	1	1	1					
8	1	172538-13580-1	STAY,RADIATOR (49)	2	2	2					
9	1	172538-13600-1	COVER ASSY (GRAY:49)	1	1	1					
13	1	172538-13650-1	COVER C ASSY(GRAY:49)	1	1	1					
14	1	172538-13680	SEAL,60X30X414	1	1	1					
15	1	172539-13700-1	COVER,SHROUD(GRAY:49)	1	1	1					
16	1	172538-13751	RUBBER SEAL 175	1	1	1					
17	1	172538-13760	RUBBER SEAL 250	1	1	1					
18	1	172538-13770	RUBBER SEAL 1060	1	1	1					
19	1	172538-13800	RADIATOR ASSY	1	1	1					
20	2	129107-44590	CAP	1	1	1					
21	1	172141-14620	HOSE, FUEL	1	1	1					
22	1	172460-19060	RUBBER, SEAL	1	1	1					
23	1	121468-44510	TANK ASSY	1							2
23-1	1	121468-44520	TANK ASSY	1	1	1					N 2
		(A=M60905)									
25	2	121450-44531	CAP	1	1	1					
26	2	121468-44540	PLUG	1							Z
		(A=M60905)									
27	2	124450-44560	RETAINER	1	1	1					
28	2	121470-44581	GASKET	1	1	1					
29	2	23065-070130	HOSE	1	1	1					
29A	1	172A38-03201	LABEL, SUB TANK	1	1	1					3
29B	1	172A38-03211	LABEL, ANTI-FREEZING	1	1	1					3
30	1	172A38-03201	LABEL, SUB TANK	1	1	1					
31	1	172122-79930	CLAMP, HOSE	1	1	1					
32	1	124766-59050	CLIP	2	2	2					
33	1	172538-60100	EV A,DUCT	1	1	1					
34	1	172538-60110	EV B,DUCT	1	1	1					
35	1	172538-60120	EV C,DUCT	1	1	1					
36	1	172538-60130	EV D,DUCT	1	1	1					
37	1	172538-60230	EV,RADIATOR	2	2	2					
38	1	22137-080000	WASHER	2	2	2					
39	1	23001-041000	CLAMP, HOSE	4	4	4					
40	1	26014-060202	BOLT	2	2	2					
41	1	26014-080202	BOLT	2							
41-1	1	26013-080202	BOLT	2	2	2					R
		(A=M60501)									
42	1	26014-080202	BOLT	2							
42-1	1	26013-080202	BOLT	1	1	1					R
		(A=M60501)									
43	1	26014-080202	BOLT	4							
43-1	1	26013-080202	BOLT	4	4	4					R

Fig.8. RADIATOR(AIR CON.SPEC.)



Remarks

- (1)Please use this part with following labels at the same time
Ref. No. 2A,2B.
- (2)Please use this part with following labels at the same time
Ref. No. 29A,29B.
- (3)Labels are not illustrated.

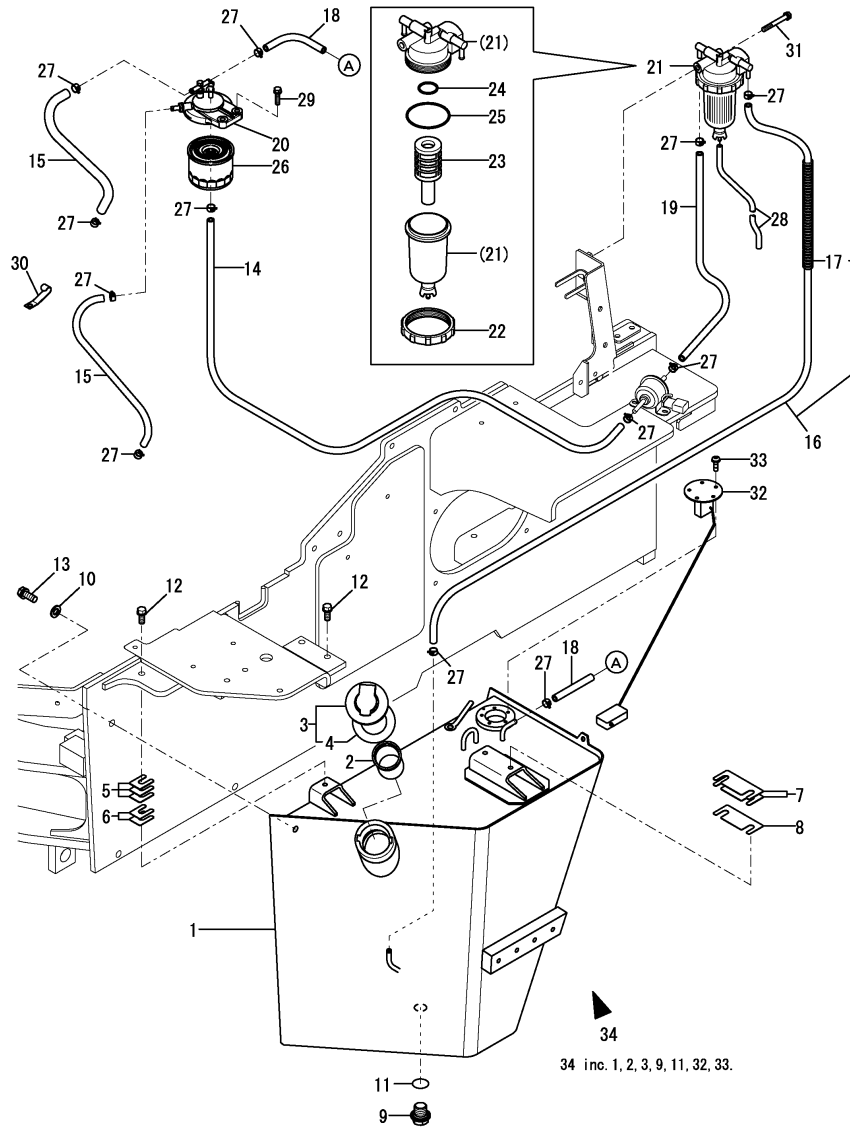
OCS10-G53302 8. RADIATOR(AIR CON.SPEC.)

(A)=V3-6(US)
(B)=V3-6(AS)
(C)=V3-6(NZ)

(D)=
(E)=
(F)=

REF.	LEV.	PARTS NO.	DESCRIPTION	Q'TY						I	R
				(A)	(B)	(C)	(D)	(E)	(F)		
		(A=M60501)									
44	1	26014-080202	BOLT	8							
44-1	1	26013-080202	BOLT	8	8	8					R
		(A=M60501)									
45	1	26014-080202	BOLT	2							
45-1	1	26013-080202	BOLT	2	2	2					R
		(A=M60501)									
46	1	26013-100302	BOLT	2	2	2					
47	1	26013-080552	BOLT	2	2	2					
48	1	26014-080202	BOLT	2							
48-1	1	26014-080162	BOLT	3	3	3					R
		(A=M60501)									
49	1	26051-080002	NUT	2	2	2					
50	1	172142-14620	HOSE, FUEL	1	1	1					
51	1	172538-14400	HOSE, BLADE 990	1	1	1					
52	1	121450-49110	COCK ASSY	1	1	1					
53	2	121450-49100	BODY	1	1	1					
54	2	23491-140002	PLUG	1	1	1					
55	2	24311-000160	O-RING	1	1	1					
56	1	124766-59050	CLIP, TREE	4	4	4					
57	1	172444-17660	CLIP, TREE	1	1	1					W
		(A=M60501)									
58	1	1A1686-57850	CLAMP, 80	1	1	1					W
		(A=M60501)									

Fig.9. FUEL TANK



(A)=V3-6(US)
(B)=V3-6(AS)
(C)=V3-6(NZ)

(D)=
(E)=
(F)=

REF.	LEV.	PARTS NO.	DESCRIPTION	QTY						I	R	
				(A)	(B)	(C)	(D)	(E)	(F)			
1	1	172538-14011	TANK ASSY, FUEL OIL	1	1	1						
2	1	172183-14250	FILTER, FUEL	1	1	1						
3	1	172122-14301	CAP, FUEL TANK	1	1	1						
4	2	172122-14350	GASKET	1	1	1						
5	1	172538-14311	SHIM B,TANK 1.0	3	3	3						
6	1	172538-14321	SHIM C,TANK 0.5	2	2	2						
7	1	172538-14341	SHIM E,TANK 1.0	2	2	2						
8	1	172538-14351	SHIM F,TANK 0.5	1	1	1						
9	1	172455-75330	PLUG, DRAIN	1	1	1						
10	1	22137-120000	WASHER	4	4	4						
11	1	24341-000300	O-RING	1	1	1						
12	1	26013-100252	BOLT	3	3	3						
13	1	26013-120302	BOLT	4	4	4						
14	1	1E6299-03000	PIPE, FUEL	1	1	1						
15	1	1E6686-03050	PIPE L390 CMP.,FUEL	2	2	2						
16	1	172538-14050	HOSE	1	1	1						
17	2	184014-59510	TUBE, CORRUGATE	1	1	1						
18	1	172458-14640	HOSE	1	1	1						
19	1	172120-14680	HOSE	1	1	1						
20	1	129004-55612	BRACKET	1	1	1						
21	1	184016-55700	SEPARATOR ASSY	1	1	1						1
21-1	1	184016-55701	SEPARATOR ASSY	1	1	1						N 1
		(A=M60968) (B=M60968) (C=M60968)										
22	2	129100-55690	RING	1	1	1						
23	2	119802-55710	ELEMENT	1	1	1						
24	2	24311-000160	O-RING	1	1	1						
25	2	24321-000650	O-RING	1	1	1						
25A	1	172A07-03160	LABEL	1	1	1						2
26	1	119802-55801	FILTER	1	1	1						
27	1	124766-59050	CLIP	12	12	12						
28	1	23061-050300	HOSE	1	1	1						
29	1	26013-080252	BOLT	2	2	2						
30	1	1A1686-57850	CLAMP, 80	1	1	1						
31	1	26106-080652	BOLT	1	1	1						
32	1	172538-17430	UNIT,FUEL	1	1	1						
33	1	26022-050162	SCREW	5	5	5						
34	1	172538-08010	TANK KIT,FO	1	1	1						W
		(A=MXXXXX) (B=MXXXXX) (C=MXXXXX)										

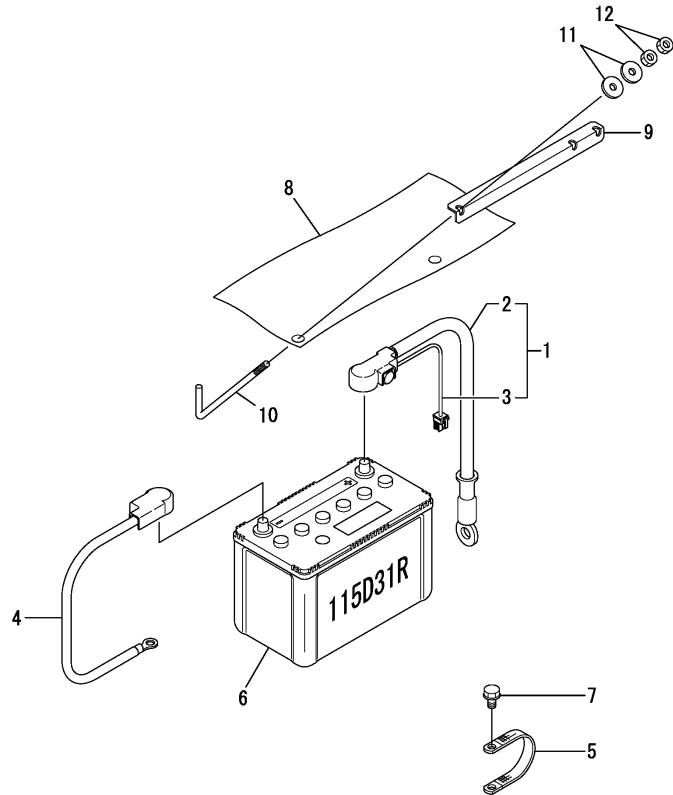
Remarks

- (1)Please use this part with following labels at the same time Ref. No. 25A.
- (2)Labels are not illustrated.

Fig.10. BATTERY

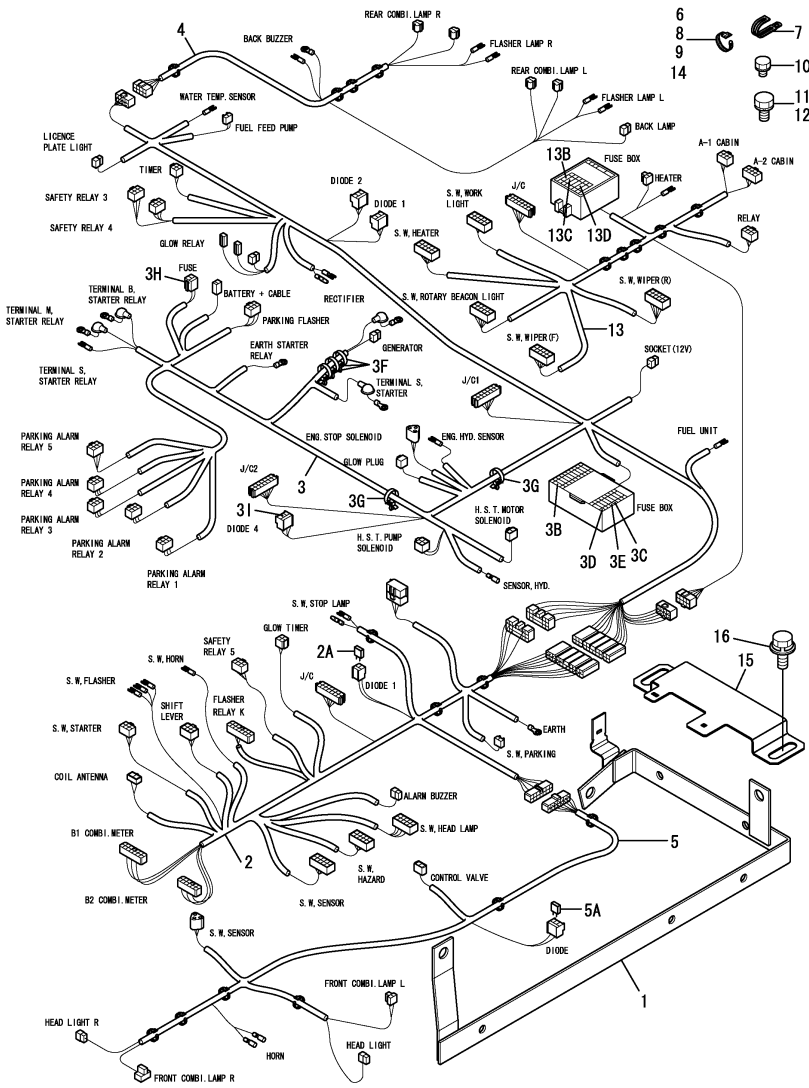
(A)=V3-6(US)
 (B)=V3-6(AS)
 (C)=V3-6(NZ)

(D)=
 (E)=
 (F)=



REF.	LEV.	PARTS NO.	DESCRIPTION	Q'TY						I	R
				(A)	(B)	(C)	(D)	(E)	(F)		
1	1	172527-16100	CABLE COMP.,BATTERY	1	1	1					
2	2	172527-16130	CORD(+),BATTERY	1	1	1					
3	2	172527-16150	HARNESS C,WIRE	1	1	1					
4	1	172527-16120	CABLE	1	1	1					
5	1	172A47-16130	CORD, ENGINE EARTH	1	1	1					
6	1	172460-16130	BATTERY	1	1	1					
7	1	26013-100162	BOLT	2	2	2					
8	1	172538-16250	COVER, BATTERY	1	1	1					
9	1	172116-16310-3	RETAINER, BATTERY	1	1	1					
10	1	172538-16320	ROD, CLAMP	2	2	2					
11	1	22157-080000	WASHER	4	4	4					
12	1	26716-080002	NUT	4	4	4					

Fig.11. WIRING(TO M61068)



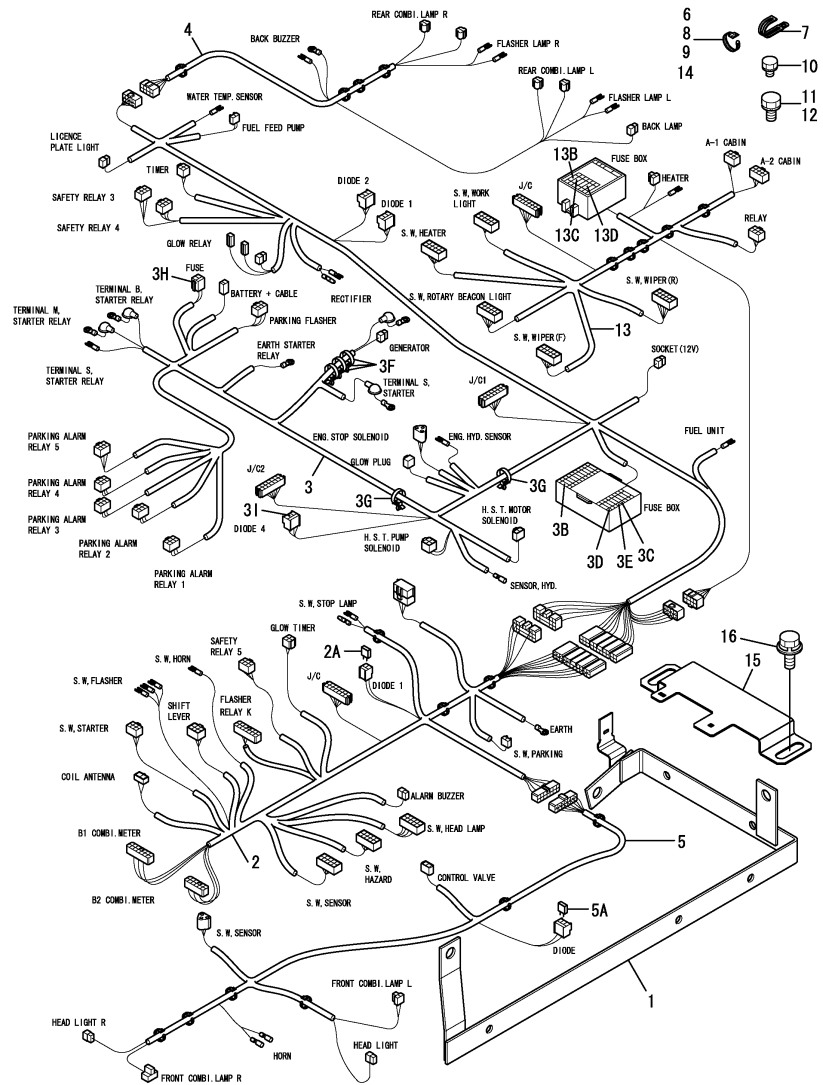
Remarks
 (1)Cabin spec.
 Interchangeable by simultaneous
 Replacement with Ref.No. 2-1,3-1,
 4-1,13-1.
 (2)Interchangeable by simultaneous
 Replacement with Ref.No. 2-1,3-1,
 5-1.

(A)=V3-6(US)
 (B)=V3-6(AS)
 (C)=V3-6(NZ)

(D)=
 (E)=
 (F)=

REF.	LEV.	PARTS NO.	DESCRIPTION	Q'TY						I	R
				(A)	(B)	(C)	(D)	(E)	(F)		
1	1	172538-16101-1	SUPPORT,ENG ASSY(49)	1	1	1					
2	1	172538-16700	HARNESS ASSY,M(US)	1							
2-1	1	172538-16701	HARNESS ASSY,M(US)	1							S 2
(A=M/#60747)											
2-2	1	172538-16702	HARNESS ASSY,M(US)	1	1	1					N
(A=M60501)											
2A	2	172648-16600	DIODE	1	1	1					W
(A=M60501)											
3	1	172538-16511	HARNESS ASSY,REAR	1							
3-1	1	172538-16512	HARNESS ASSY,REAR	1							S 1
(A=M/#60747)											
3-2	1	172538-16513	HARNESS ASSY,REAR	1	1	1					N
(A=M60501)											
3B	2	198535-52110	FUSE	5	5	5					W
(A=M60501)											
3C	2	198535-52120	FUSE	2	2	2					W
(A=M60501)											
3D	2	198535-52130	FUSE	6	6	6					W
(A=M60501)											
3E	2	198535-52170	FUSE	2	2	2					W
(A=M60501)											
3F	2	1E8775-84120	CLAMP, BAND	3	3	3					W
(A=M60501)											
3G	2	1E8490-84130	CLAMP, BAND	2	2	2					W
(A=M60501)											
3H	2	172458-16550	FUSE, SLOWBLOW	1	1	1					W
(A=M60501)											
3I	2	1E8465-83170	DIODE 090,1.5A	3	3	3					W
(A=M60501)											
4	1	172538-16521	HARNESS ASSY,R3	1							
4-1	1	172538-16522	HARNESS ASSY,R3	1							S 1
(A=M/#60747)											
4-2	1	172538-16523	HARNESS ASSY,R3	1	1	1					N
(A=M60501)											
5	1	172538-16531	HARNESS ASSY,F	1							
5-1	1	172538-16532	HARNESS ASSY,F	1							S 2
(A=M/#60747)											
5-2	1	172538-16533	HARNESS ASSY,F	1	1	1					N
(A=M60501)											
5A	2	172648-16600	DIODE	1	1	1					W
(A=M60501)											
6	1	194680-51670	BAND	1							Z
(A=M/#60747)											
7	1	1A1686-57850	CLAMP, 80	3							
7-1	1	1A1686-57850	CLAMP, 80	4	4	4					K
(A=M/#60756)											
8	1	172122-79930	CLAMP, HOSE	1	1	1					
9	1	172122-79940	CLAMP	2	2	2					
10	1	26013-080122	BOLT	3	3	3					
11	1	26013-100202	BOLT	2	2	2					
12	1	26013-100202	BOLT	3	3	3					

Fig.11. WIRING(TO M61068)



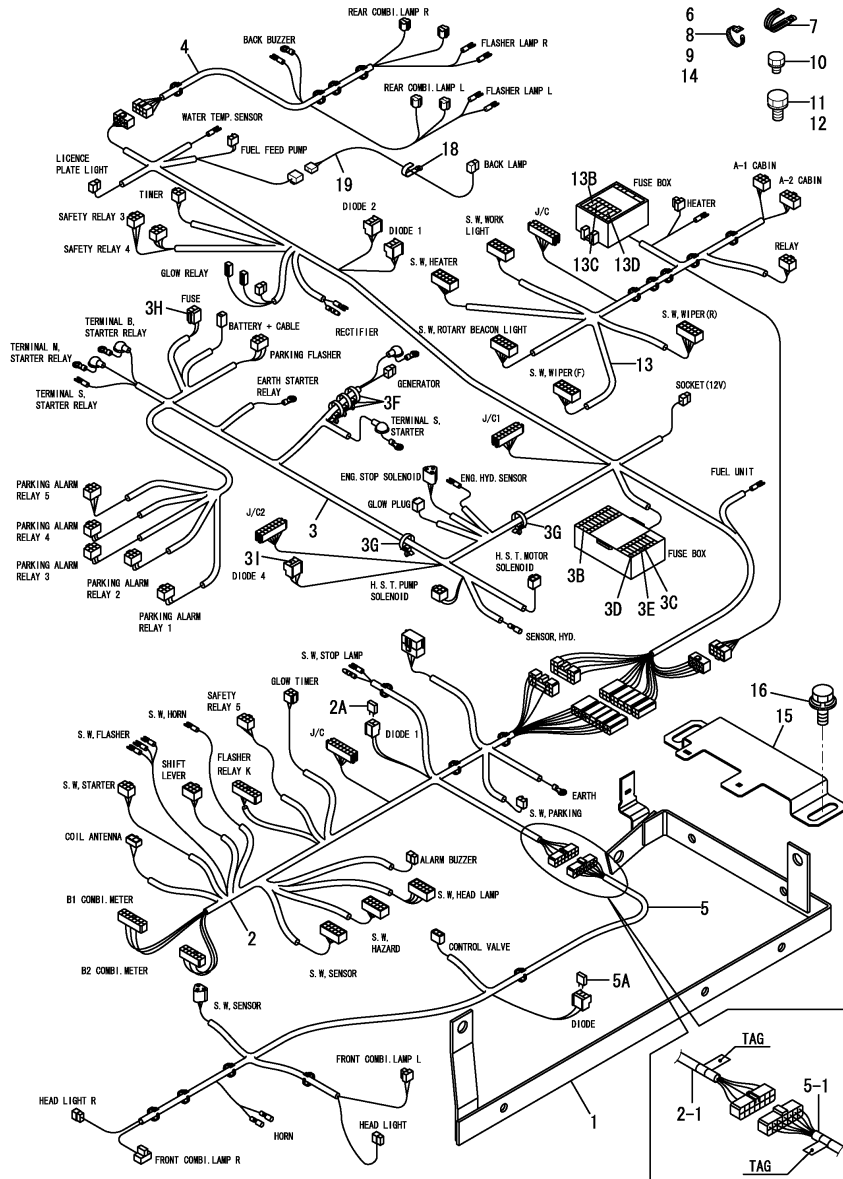
Remarks
 (1)Cabin spec.
 Interchangeable by simultaneous
 Replacement with Ref.No. 2-1,3-1,
 4-1,13-1.
 (2)Interchangeable by simultaneous
 Replacement with Ref.No. 2-1,3-1,
 5-1.

(A)=V3-6(US)
 (B)=V3-6(AS)
 (C)=V3-6(NZ)

(D)=
 (E)=
 (F)=

REF.	LEV.	PARTS NO.	DESCRIPTION	QTY						I	R
				(A)	(B)	(C)	(D)	(E)	(F)		
13	1	172538-16541	HARNESS ASSY,C	1							1
13-1	1	172538-16542	HARNESS ASSY,C	1							S 1
(A=M/#60747)											
13-2	1	172538-16543	HARNESS ASSY,C	1	1	1					N
(A=M60501)											
13B	2	198535-52110	FUSE	2	2	2					W
(A=M60501)											
13C	2	198535-52130	FUSE	2	2	2					W
(A=M60501)											
13D	2	198535-52170	FUSE	3	3	3					W
(A=M60501)											
14	1	172122-79930	CLAMP, HOSE	1	1	1					W
15	1	172538-16900	PLATE, COUPLER	1	1	1					W
(A=M/#60756)											
16	1	26014-080202	BOLT	2	2	2					W
(A=M/#60756)											

Fig.72. (11A)WIRING(FROM M61069)



Remarks

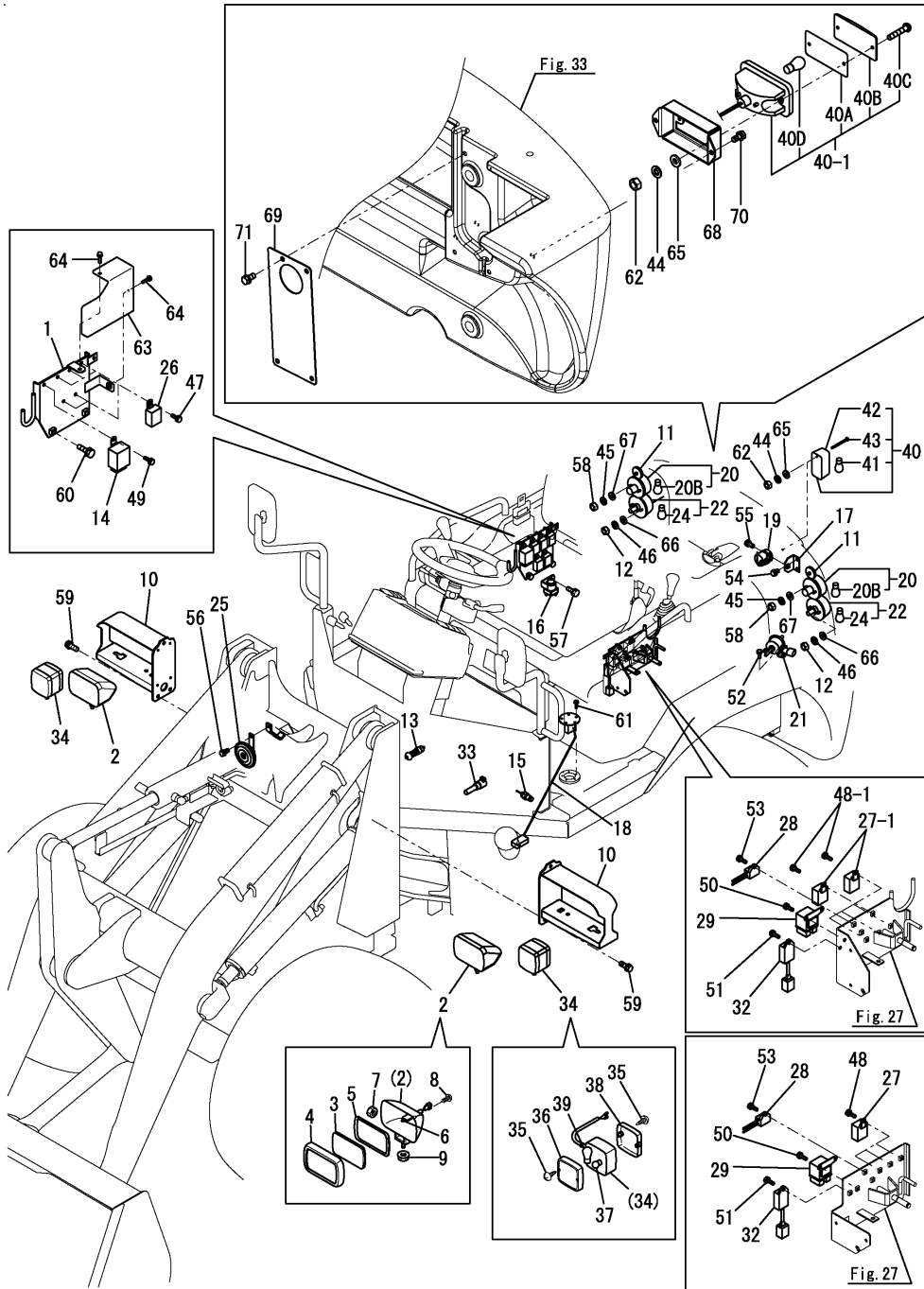
- (1)Cabin spec.
- (2)A=Ref.No.2,5 NO TAG, No.2-1,5-1 ADD TAG.

(A)=V3-6(US)
(B)=V3-6(AS)
(C)=V3-6(NZ)

(D)=
(E)=
(F)=

REF.	LEV.	PARTS NO.	DESCRIPTION	QTY						I	R
				(A)	(B)	(C)	(D)	(E)	(F)		
1	1	172538-16101-1	SUPPORT,ENG ASSY(49)	1	1	1					
2	1	172538-16702	HARNESS ASSY,M(US)	1	1	1					
2-1	1	172538-16703	HARNESS ASSY,MAIN US	1	1	1					S 2
		(A=M61801) (B=M61801) (C=M61801)									
2A	2	172648-16600	DIODE	1	1	1					
3	1	172538-16514	HARNESS ASSY,REAR	1	1	1					
3-1	1	172538-16515	HARNESS ASSY,REAR	1	1	1					S
		(A=M61801) (B=M61801) (C=M61801)									
3B	2	198535-52110	FUSE	5	5	5					
3C	2	198535-52120	FUSE	2	2	2					
3D	2	198535-52130	FUSE	6	6	6					
3E	2	198535-52170	FUSE	2	2	2					
3F	2	1E8775-84120	CLAMP, BAND	3	3	3					
3G	2	1E8490-84130	CLAMP, BAND	2	2	2					
3H	2	172458-16550	FUSE, SLOWBLOW	1	1	1					
3I	2	1E8465-83170	DIODE 090,1.5A	3	3	3					
4	1	172538-16524	HARNESS ASSY,R3	1	1	1					
5	1	172538-16533	HARNESS ASSY,F	1	1	1					
5-1	1	172538-16534	HARNESS ASSY,FRONT	1	1	1					S 2
		(A=M61801) (B=M61801) (C=M61801)									
5A	2	172648-16600	DIODE	1	1	1					
6	1	194680-51670	BAND	1							
7	1	1A1686-57850	CLAMP, 80	4	4	4					
8	1	172122-79930	CLAMP, HOSE	1	1	1					
9	1	172122-79940	CLAMP	2	2	2					
10	1	26013-080122	BOLT	3	3	3					
11	1	26013-100202	BOLT	2	2	2					
12	1	26013-100202	BOLT	3	3	3					
13	1	172538-16543	HARNESS ASSY,C	1	1	1					1
13B	2	198535-52110	FUSE	2	2	2					
13C	2	198535-52130	FUSE	2	2	2					
13D	2	198535-52170	FUSE	3	3	3					
14	1	172122-79930	CLAMP, HOSE	1	1	1					
15	1	172538-16900	PLATE,COUPLER	1	1	1					
16	1	26014-080202	BOLT	2	2	2					
18	1	172126-16540	CLAMP	1	1	1					
19	1	172538-16850	HARNESS,BACK LAMP	1	1	1					

Fig.12. ELECTRIC PART(1)



(A)=V3-6(US)

(B)=V3-6(AS)

(C)=V3-6(NZ)

(D)=

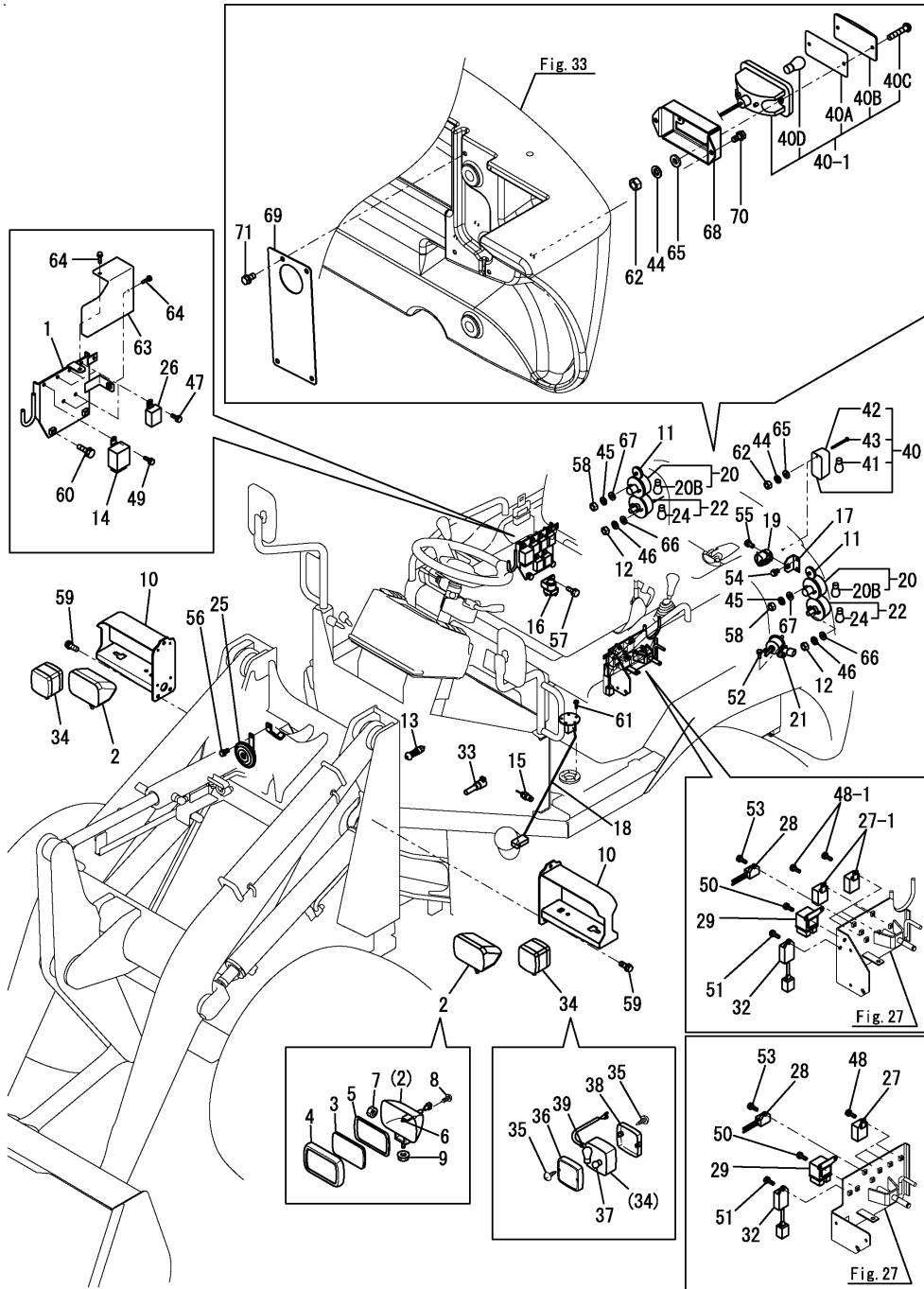
(E)=

(F)=

REF.	LEV.	PARTS NO.	DESCRIPTION	Q'TY						I	R
				(A)	(B)	(C)	(D)	(E)	(F)		
1	1	172538-16602-1	BASE ASSY,RELAY (49)	1	1	1					
2	1	172527-17110	LAMP,HEAD	2	2	2					
3	2	172527-17250	LENS	2	2	2					
4	2	172527-17260	LIM	2	2	2					
5	2	172527-17280	GASKET	2	2	2					
6	2	172527-17290	BULB 12V55W	2	2	2					
7	2	172527-17310	NUT	2	2	2					
8	2	172527-17340	SCREW	8	8	8					
9	2	172527-17350	NUT	2	2	2					
10	1	172538-17150-2	SUPPORT ,LIGHT (2J)	2	2	2					
10-1	1	172538-17150-Y	SUPPORT ,LIGHT	2	2	2					S
		(A=M61501) (B=M61501) (C=M61501)									
11	1	172532-17170	REFLECTOR	2	2	2					
12	1	26716-050002	NUT	4	4	4					
13	1	172524-17280	SWITCH, STOP LAMP	1	1	1					
14	1	172538-17300	RELAY,FLASHER	1	1	1					
15	1	172520-17351	SWITCH, THERMO	1	1	1					
16	1	172524-17360	RELY,STARTER	1	1	1					
17	1	172538-17400-1	BASE,ZUZZER(GRAY:49)	1	1	1					
18	1	172538-17430	UNIT,FUEL	1	1	1					
19	1	172538-17600	BUZZER,BACK(COVER)	1	1	1					
20	1	172538-17750	LAMP,WINKER	2	2	2					
20B	2	172538-17770	BULB 12V P21W	1	1	1					W
		(A=FROM 1ST)									
21	1	129612-52100	PUMP, FUEL FEED	1	1	1					
22	1	1A8100-53300	LAMP, BRAKE	2	2	2					
24	2	1A8100-53320	BULB	2	2	2					
25	1	1A6780-57110	HORN ASSY	1	1	1					
26	1	119247-77100	RELAY	5	5	5					
27	1	119247-77100	RELAY	3							
27-1	1	119247-77100	RELAY	4	4	4					K
		(A=M/#60747)									
28	1	160970-77350	RECTIFIER	1	1	1					
29	1	119650-77910	RELAY ASSY	1	1	1					
32	1	129211-77920	TIMER	1	1	1					
33	1	1E8322-81050	SWITCH,NEUTR.SAFETY	1	1	1					
34	1	1E9110-81100	LAMP,FRONT COMBINAT.	2	2	2					
35	2	194320-53440	SCREW	8	8	8					
36	2	1E9110-81110	LENS,FRONT	2	2	2					
37	2	1E6680-81120	BULB,12V-5W	2	2	2					
38	2	1E9110-81120	LENS,REAR	2	2	2					
39	2	1E6680-81130	BULB,12V-21W	2	2	2					
40	1	1E9000-82000	LAMP,BACK	1	1	1					
40-1	1	172538-17700	BACK LAMP ASSY	1	1	1					S
		(A=M61069) (B=M61069) (C=M61069)									
40A	2	172538-17710	GASKET	1	1	1					W
		(A=M61069) (B=M61069) (C=M61069)									
40B	2	172538-17720	LENS	1	1	1					W
		(A=M61069) (B=M61069) (C=M61069)									
40C	2	172538-17730	SCREW	2	2	2					W
		(A=M61069) (B=M61069) (C=M61069)									

N:Old $\xrightarrow{\text{Yes}}$ New, Q:Old $\xrightarrow{\text{No}}$ New, R:Old $\xrightarrow{\text{Yes}}$ New, S:Old $\xrightarrow{\text{No}}$ New, W:Add, Z:Discontinued, F:Interchangeable by set, K:Q'ty Change
 ++ CONTINUE ++
 (C)Copyrights YANMAR CO.,LTD.

Fig.12. ELECTRIC PART(1)

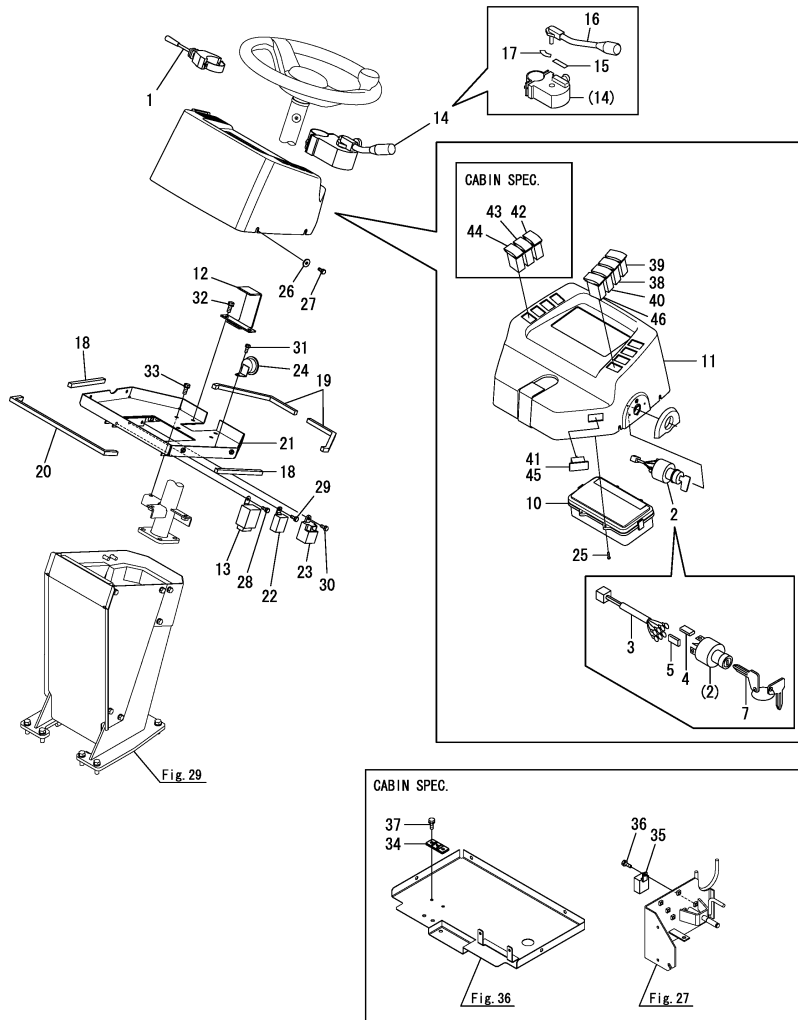


(A)=V3-6(US)
(B)=V3-6(AS)
(C)=V3-6(NZ)

(D)=
(E)=
(F)=

REF.	LEV.	PARTS NO.	DESCRIPTION	QTY						I	R
				(A)	(B)	(C)	(D)	(E)	(F)		
40D	2	172524-17810 (A=M61069) (B=M61069) (C=M61069)	BULB 12V21W	1	1	1					W
41	2	1E6680-81130	BULB,12V-21W	1	1	1					Z
42	2	1E9000-82010 (A=M61069) (B=M61069) (C=M61069)	LENS	1	1	1					Z
43	2	1E9000-82020 (A=M61069) (B=M61069) (C=M61069)	SCREW	2	2	2					Z
44	1	22217-040000	WASHER, SPRING	2	2	2					
45	1	22217-050000	WASHER, SPRING	4	4	4					
46	1	22217-050000	WASHER, SPRING	4	4	4					
47	1	26013-060162	BOLT	5	5	5					
48	1	26013-060162	BOLT	3							
48-1	1	26013-060162 (A=M/#60747)	BOLT	4	4	4					K
49	1	26013-060162	BOLT	1	1	1					
50	1	26013-060162	BOLT	2	2	2					
51	1	26013-060162	BOLT	1	1	1					
52	1	26013-060162	BOLT	2	2	2					
53	1	26013-060252	BOLT	1	1	1					
54	1	26013-080122	BOLT	2	2	2					
55	1	26013-080162	BOLT	1	1	1					
56	1	26013-080162	BOLT	1	1	1					
57	1	26013-080202	BOLT	1	1	1					
58	1	26716-050002	NUT	4	4	4					
59	1	26013-100252	BOLT	6	6	6					
60	1	26013-100302	BOLT	2	2	2					
61	1	26022-050162	SCREW	5	5	5					
62	1	26716-040002	NUT	2	2	2					
63	1	172538-16690-1	COVER,RELAY(GRAY:49)	1	1	1					
64	1	26013-060122	BOLT	2	2	2					
65	1	22137-040000 (A=MZZZZZ)	WASHER	2	2	2					W
66	1	22137-050000 (A=MZZZZZ)	WASHER	4	4	4					W
67	1	22137-050000 (A=MZZZZZ)	WASHER	4	4	4					W
68	1	172538-17650 (A=M61069) (B=M61069) (C=M61069)	BASE,BACK LAMP	1	1	1					W
69	1	172538-17680 (A=M61069) (B=M61069) (C=M61069)	COVER,WEIGHT	1	1	1					W
70	1	26013-080162 (A=M61069) (B=M61069) (C=M61069)	BOLT	2	2	2					W
71	1	26013-080162 (A=M61069) (B=M61069) (C=M61069)	BOLT	4	4	4					W

Fig.13. ELECTRIC PART(2)



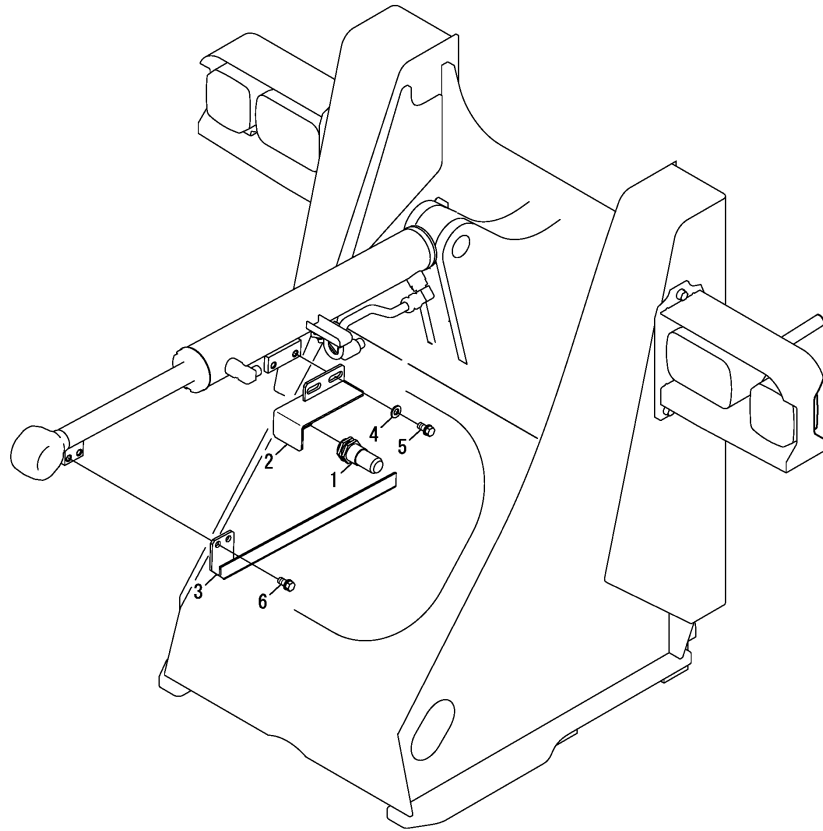
Remarks
 (1)Cabin spec.
 (2)Please use this part with following labels at the same time
 Ref.No. 11A,11B,11C.
 (3)Please use this part with following labels at the same time
 Ref.No. 17A.
 (4)Labels are not illustrated.

(A)=V3-6(US)
 (B)=V3-6(AS)
 (C)=V3-6(NZ)

(D)=
 (E)=
 (F)=

REF.	LEV.	PARTS NO.	DESCRIPTION	Q'TY						I	R
				(A)	(B)	(C)	(D)	(E)	(F)		
1	1	172515-08790	SWITCH, FLASHER	1	1	1					
2	1	172187-17100	SWITCH ASSY, START	1	1	1					
3	2	172187-17070	CORD ASSY	1	1	1					
4	2	172187-17080	COVER	3	3	3					
5	2	172187-17090	COVER	2	2	2					
7	2	933110-00301	KEY ASSY	1	1	1					
10	1	172538-17200	METER,COMBINATION	1	1	1					
11	1	172538-17250	COVER, METER	1	1	1					2
11A	1	172A64-03700	LABEL, START SWITCH	1	1	1					4
11B	1	172437-03312	LABEL, SLOPE	1	1	1					4
11C	1	172538-03760	LABEL,P BRAKE US	1	1	1					4
12	1	172538-17270-1	COVER R,METER(GRAY49	1	1	1					
13	1	1A6780-57200	FLASHER, UNIT	1	1	1					
14	1	172524-17310	LEVER, SHIFT	1	1	1					3
14-1	1	172524-17311	LEVER, SHIFT	1	1	1					N 3
		(A=MZZZZZ) (B=MZZZZZ) (C=MZZZZZ)									
15	2	172524-17320	LABEL	1	1	1					
16	2	172524-17380	LEVER ASSY	1	1	1					
16-1	2	172524-17381	LEVER ASSY	1	1	1					S
		(A=MZZZZZ) (B=MZZZZZ) (C=MZZZZZ)									
17	2	172520-17390	LABEL	1	1	1					
17A	1	172524-03690	LABEL	1	1	1					4
18	1	172538-17350	SEAL,10X10X155	2	2	2					
19	1	172538-17360	SEAL,10X10X245	2	2	2					
20	1	172538-17370	SEAL,10X10X395	1	1	1					
21	1	172538-17500-1	BASE,METER (GRAY;49)	1	1	1					
22	1	119247-77100	RELAY	1	1	1					
23	1	124970-77920	TIMER	1	1	1					
24	1	1A1531-83400	BUZZER ND-S	1	1	1					
25	1	1E4440-99160	SCREW M4X16	4	4	4					
26	1	22157-060000	WASHER	4	4	4					
27	1	26013-060162	BOLT	4	4	4					
28	1	26013-060162	BOLT	1	1	1					
29	1	26013-060162	BOLT	1	1	1					
30	1	26013-060162	BOLT	1	1	1					
31	1	26013-060162	BOLT	1	1	1					
32	1	26013-080202	BOLT	2	2	2					
33	1	26013-080202	BOLT	3	3	3					
34	1	172183-16550	BRACKET,FUSE	1	1	1					1
35	1	119247-77100	RELAY	1	1	1					1
36	1	26013-060162	BOLT	1	1	1					1
37	1	26013-060162	BOLT	2	2	2					1
38	1	172538-17000	SWITCH,LIGHTING	1	1	1					
39	1	172538-17010	SWITCH,SPEED FIXING	1	1	1					
40	1	172538-17020	SWITCH,HAZARD	1	1	1					
41	1	172538-17100	PLUG, PANEL	6	6	6					
42	1	172538-17040	SWITCH,HEATER	1	1	1					1
43	1	172538-17060	SWITCH,WIPER F	1	1	1					1
44	1	172538-17070	SWITCH,WIPER R	1	1	1					1
45	1	172538-17100	PLUG, PANEL	3	3	3					
46	1	172538-17030	SWITCH,WORK LAMP	1	1	1					1

Fig.14. ELECTRIC PART(AUTO LABELLER)



OCS10-G53302 14. ELECTRIC PART(AUTO LABELLER)

(A)=V3-6(US)

(B)=V3-6(AS)

(C)=V3-6(NZ)

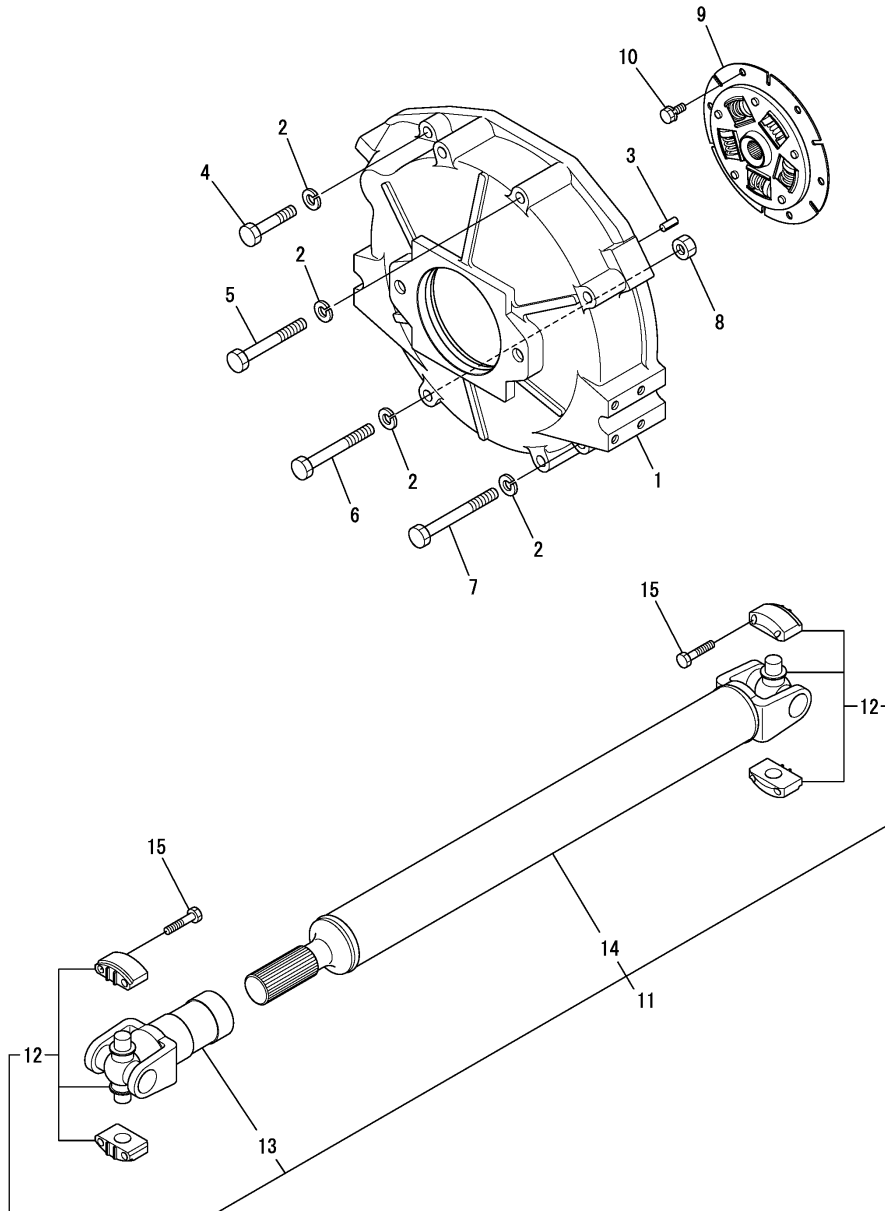
(D)=

(E)=

(F)=

REF.	LEV.	PARTS NO.	DESCRIPTION	QTY						I	R
				(A)	(B)	(C)	(D)	(E)	(F)		
1	1	172538-17450	SENSOR, PROXIMITY	1	1	1					
2	1	172524-17522-2	STAY ASSY,SENSOR(2J)	1	1	1					
2-1	1	172524-17522-N	STAY ASSY,SENSOR	1	1	1					S
3	1	172538-17800-2	BAR ASSY,SENSOR (2J)	1	1	1					
3-1	1	172538-17800-N	BAR ASSY,SENSOR	1	1	1					S
4	1	22137-100000	WASHER	2	2	2					
5	1	26013-100202	BOLT	2	2	2					
6	1	26013-100202	BOLT	2	2	2					

Fig.15. CLUTCH HOUSING & DRIVE SHAFT



OCS10-G53302 15. CLUTCH HOUSING & DRIVE SHAFT

(A)=V3-6(US)

(B)=V3-6(AS)

(C)=V3-6(NZ)

(D)=

(E)=

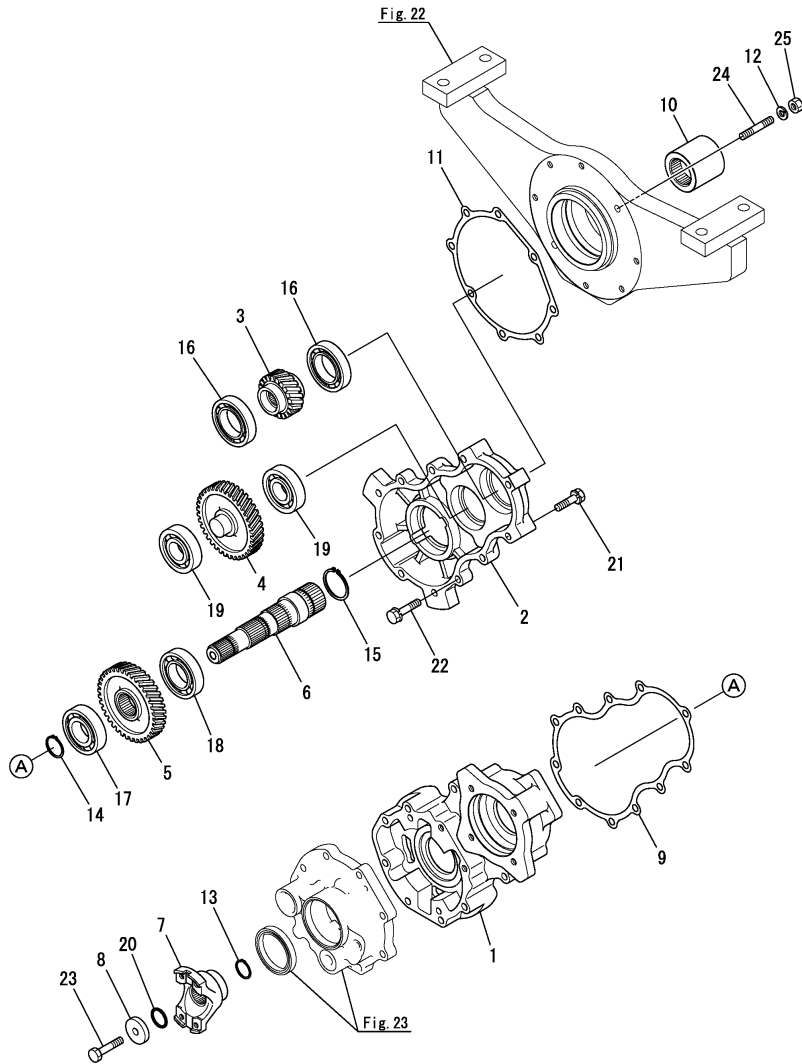
(F)=

REF.	LEV.	PARTS NO.	DESCRIPTION	QTY						I	R
				(A)	(B)	(C)	(D)	(E)	(F)		
1	1	172534-21210-1	COVER, FLYWHEEL (49)	1	1	1					
2	1	22217-120000	WASHER, SPRING	8	8	8					
3	1	22351-080020	PIN, SPRING	2	2	2					
4	1	26116-120602	BOLT	1	1	1					
5	1	26116-120952	BOLT	2	2	2					
6	1	26116-121002	BOLT	2	2	2					
7	1	26116-121102	BOLT	3	3	3					
8	1	26716-120002	NUT	2	2	2					
9	1	172534-21510	DISK, DAMPER	1	1	1					
10	1	26013-080162	BOLT	6	6	6					
11	1	172527-21800	SHAFT ASSY,PROPELLER	1	1	1					
12	2	172527-21810	UNIVERSAL JOINT	2	2	2					
13	2	172527-21820	YOKE,SLEEVE	1	1	1					
14	2	172527-21830	YOKE,SHAFT	1	1	1					
15	1	26116-080402	BOLT	8	8	8					

Fig.16. TRANSFER CASE

(A)=V3-6(US)
(B)=V3-6(AS)
(C)=V3-6(NZ)

(D)=
(E)=
(F)=



REF.	LEV.	PARTS NO.	DESCRIPTION	Q'TY						I	R
				(A)	(B)	(C)	(D)	(E)	(F)		
1	1	187B01-25710	CASE,TRANSAXLE FRONT	1	1	1					
2	1	172527-25720	CASE, REAR	1	1	1					
3	1	187B01-25910	GEAR, INPUT Z=26T	1	1	1					
4	1	172527-25920	GEAR, IDLE 26T	1	1	1					
5	1	172527-25930	GEAR 42T	1	1	1					
6	1	172527-25770	SHAFT, BRAKE	1							
6-1	1	172527-25771	SHAFT, BRAKE	1	1	1					F 1
(A=MZZZZZ)											
7	1	172527-25790	FRNAGE, JOINT T	1	1	1					
8	1	172527-25810	WASHER 11X40.5X9	1	1	1					
9	1	172527-25820	GASKET	1	1	1					
10	1	172527-25840	COUPLING	1							
10-1	1	172527-25841	COUPLING, SPLINE	1	1	1					F 1
(A=MZZZZZ)											
11	1	172527-25850	GASKET	1	1	1					
12	1	22217-100000	WASHER, SPRING	2	2	2					
13	1	22242-000300	RING	1	1	1					
14	1	22242-000350	RING	1	1	1					
15	1	22242-000450	RING	1	1	1					
16	1	24101-060094	BEARING, BALL	2	2	2					
17	1	24101-062074	BEARING, BALL	1	1	1					
18	1	24101-062084	BEARING, BALL	1	1	1					
19	1	24101-063064	BEARING, BALL	2	2	2					
20	1	24311-000240	O-RING	1	1	1					
21	1	26013-100452	BOLT	3	3	3					
22	1	26013-100452	BOLT	6	6	6					
23	1	26156-100502	BOLT	1	1	1					
24	1	26216-100452	STUD	2	2	2					
25	1	26716-100002	NUT	2	2	2					

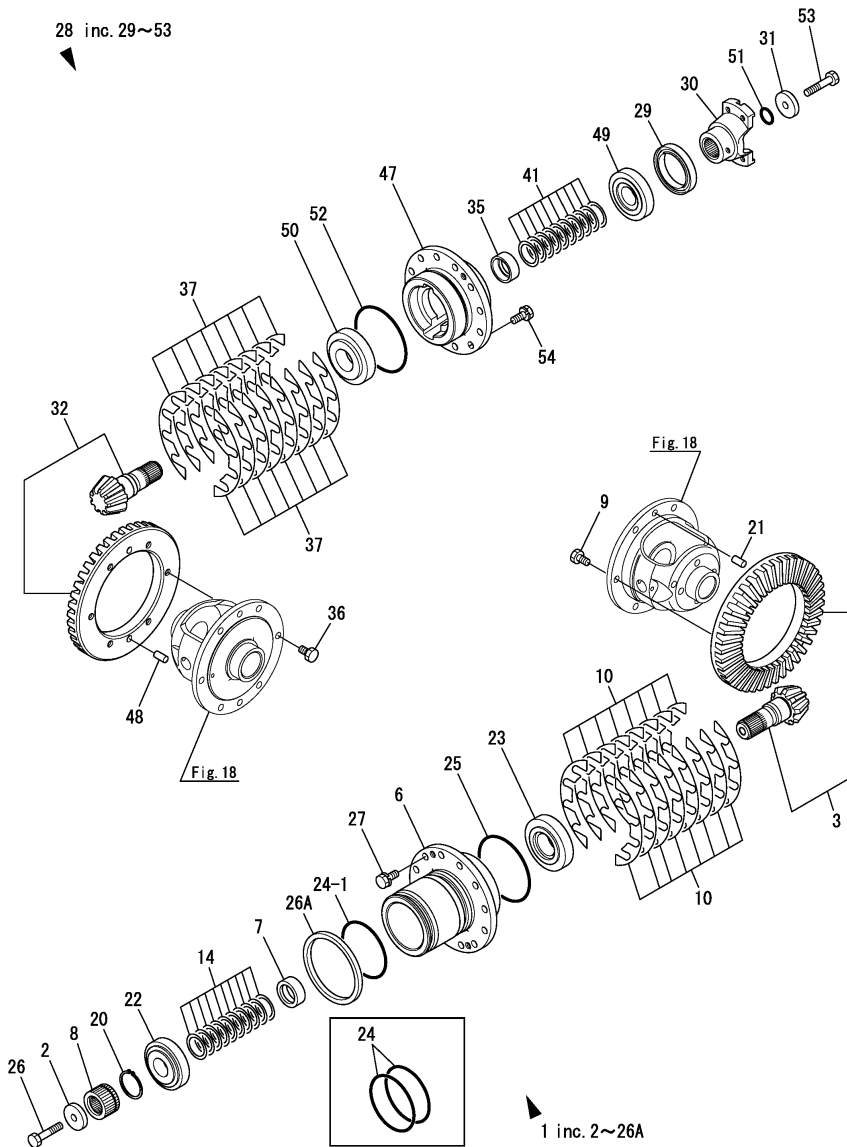
Remarks

(1)Interchangeable by simultaneous replacement with Ref.No.6-1,10-1.

Fig.17. SPIRAL BEVEL GEAR

(A)=V3-6(US)
(B)=V3-6(AS)
(C)=V3-6(NZ)

(D)=
(E)=
(F)=



REF.	LEV.	PARTS NO.	DESCRIPTION	QTY						I	R
				(A)	(B)	(C)	(D)	(E)	(F)		
1	1	172527-26300	BEBEL ASSY R	1	1	1					
2	2	172527-25810	WASHER 11X40.5X9	1	1	1					
3	2	172527-26210	BEBEL ASSY R	1	1	1					
6	2	172527-26040	HOLDER, BEARING	1							
6-1	2	172527-26041	HOLDER, BEARING R	1	1	1					S 1
(A=MZZZZZ)											
7	2	172527-26050	COLLAR	1	1	1					
8	2	172527-26060	COLLAR	1	1	1					
9	2	172527-26070	BOLT 10X18	6	6	6					
10	2	172527-26080	SHIM A SET	1	1	1					
14	2	172527-26130	SHIM B SET	1	1	1					
20	2	22242-000450	RING	1	1	1					
21	2	22312-100160	PIN, PARALLEL	2	2	2					
22	2	24143-303060	BEARING, TAPERD	1	1	1					
23	2	24144-303070	BEARING, TAPERD	1	1	1					
24	2	24311-000900	O-RING	2							
24-1	2	24311-000900	O-RING	1	1	1					K
(A=MZZZZZ)											
25	2	24321-001050	O-RING	1	1	1					
26	2	26156-100502	BOLT	1	1	1					
26A	1	187B01-26100	DLI SEAL 100X115X8	1	1	1					W
(A=MZZZZZ)											
27	1	26013-100252	BOLT	12	12	12					
28	1	172527-26400	BEBEL ASSY F	1	1	1					
29	2	194447-14140	SEAL, OIL	1	1	1					
30	2	172527-25790	FRNAGE, JOINT T	1	1	1					
31	2	172527-25810	WASHER 11X40.5X9	1	1	1					
32	2	172527-26210	BEBEL ASSY R	1	1	1					
35	2	172527-26050	COLLAR	1	1	1					
36	2	172527-26070	BOLT 10X18	6	6	6					
37	2	172527-26080	SHIM A SET	1	1	1					
41	2	172527-26130	SHIM B SET	1	1	1					
47	2	172527-26310	HOLDER, BEARING	1	1	1					
48	2	22312-100160	PIN, PARALLEL	2	2	2					
49	2	24143-303060	BEARING, TAPERD	1	1	1					
50	2	24144-303070	BEARING, TAPERD	1	1	1					
51	2	24311-000240	O-RING	1	1	1					
52	2	24321-001050	O-RING	1	1	1					
53	2	26156-100502	BOLT	1	1	1					
54	1	26013-100252	BOLT	12	12	12					

Remarks

(1) Interchangeable by simultaneous replacement with Ref.No.24-1,26A.

Fig.18. DIFFERENTIAL GEAR

(A)=V3-6(US)
 (B)=V3-6(AS)
 (C)=V3-6(NZ)

(D)=
 (E)=
 (F)=

REF.	LEV.	PARTS NO.	DESCRIPTION	QTY						I	R
				(A)	(B)	(C)	(D)	(E)	(F)		
1	1	794251-13910	SHIM SET	4	4	4					
5	1	172527-26410	WASHER W52X62X2	2	2	2					
6	1	194145-31520	GEAR, DIFFERENTIAL	4	4	4					
7	1	198360-31530	LINER, PINION	4	4	4					
8	1	198250-31630	LINER, PINION	4	4	4					
9	1	198250-31810	PINION, DIFFERENTIAL	4	4	4					
10	1	198250-31820	SHAFT, PINION	2	2	2					
11	1	22351-060036	PIN, SPRING	2	2	2					
12	1	24101-062104	BEARING, BALL	2	2	2					
13	1	24101-062114	BEARING, BALL	2	2	2					
14	1	172527-26320	CASE,DIFF.	2	2	2					

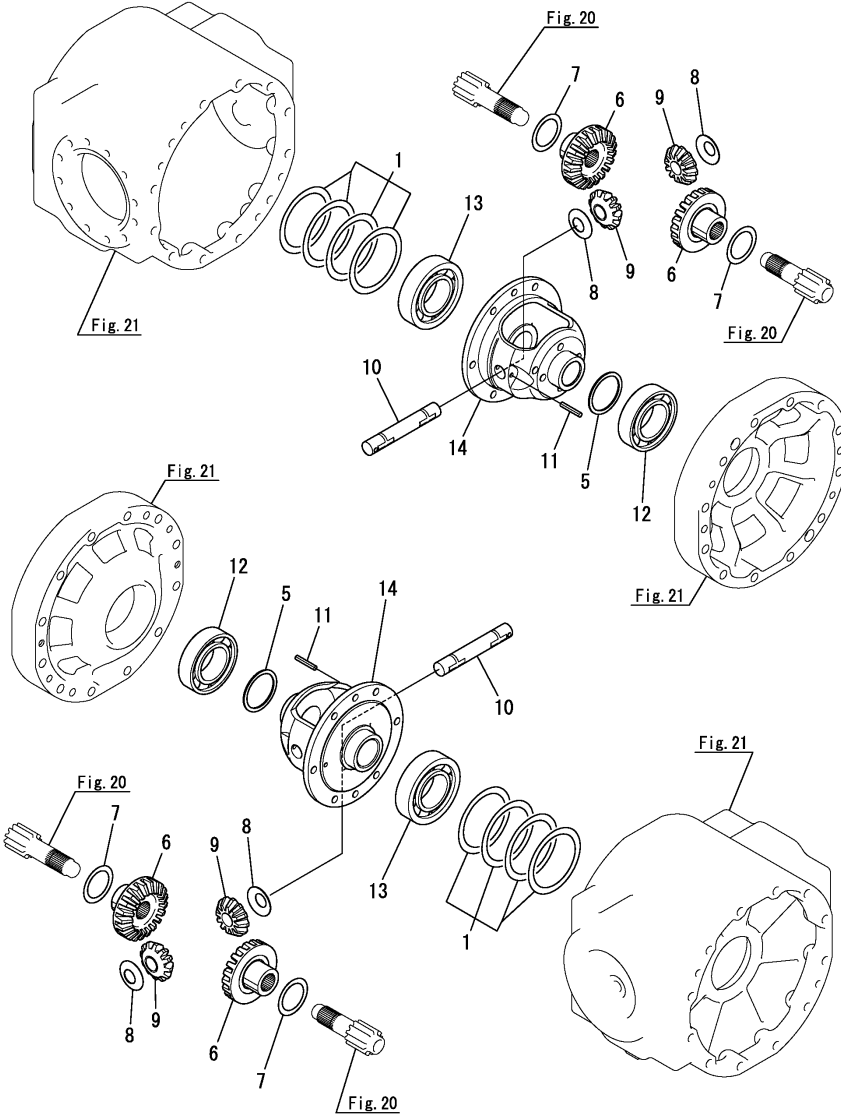
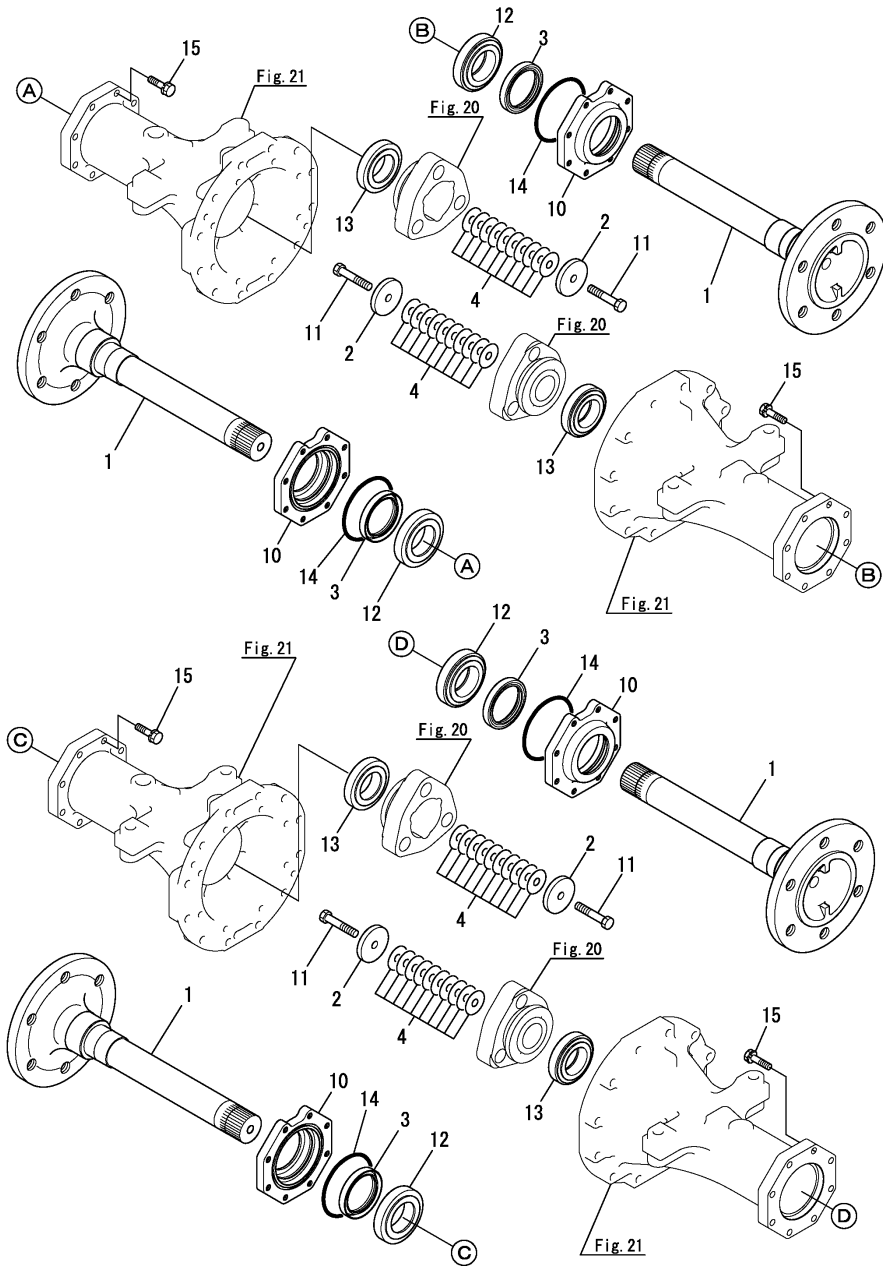


Fig.19. AXLE SHAFT

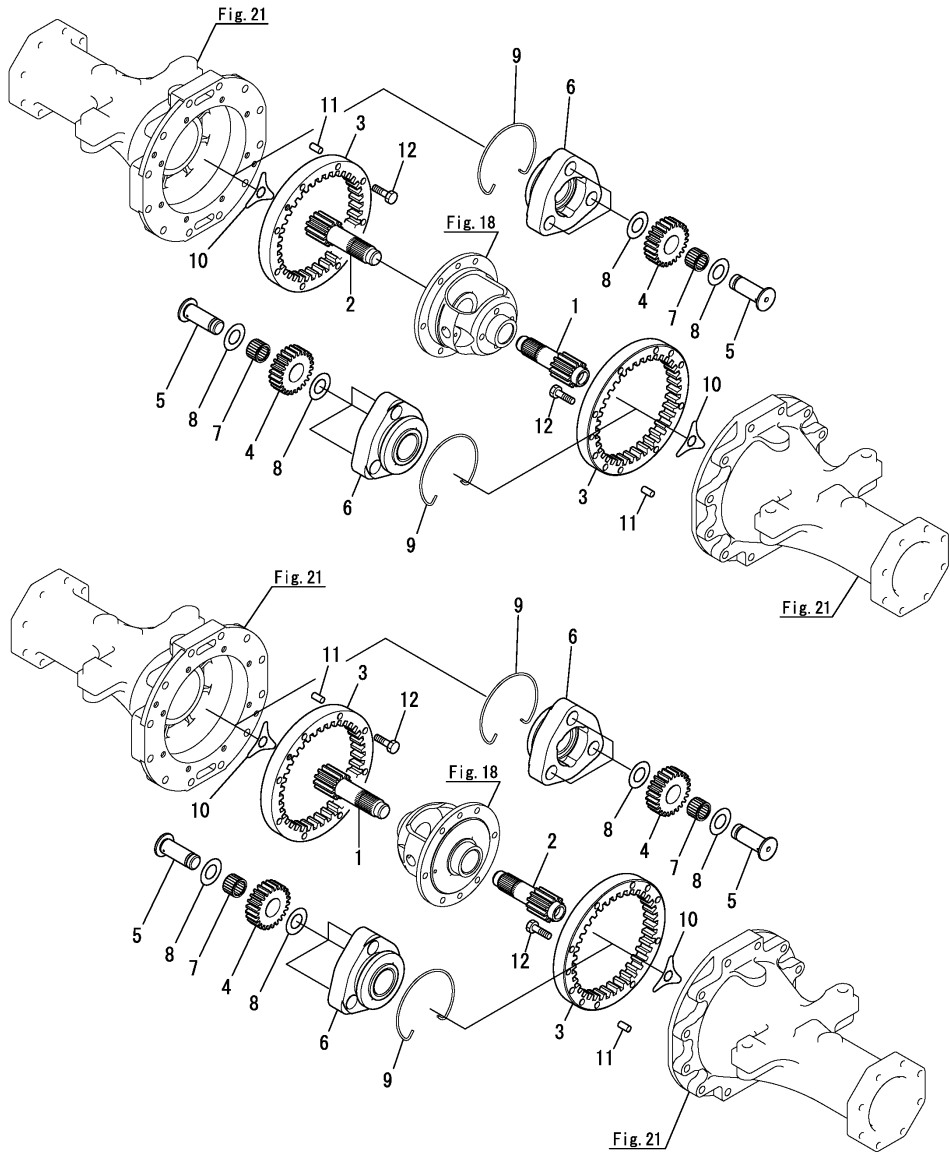


(A)=V3-6(US)
 (B)=V3-6(AS)
 (C)=V3-6(NZ)

(D)=
 (E)=
 (F)=

REF.	LEV.	PARTS NO.	DESCRIPTION	Q'TY						I	R
				(A)	(B)	(C)	(D)	(E)	(F)		
1	1	172527-26710	SHAFT AXLE	4	4	4					
2	1	172527-26730	WASHER W13X63X9	4	4	4					
3	1	172520-26740	SEAL TC6Y 70X88X12	4	4	4					
4	1	172527-26740	SHIM C SET	4	4	4					
10	1	172520-26780	COVER, AXLE	4	4	4					
11	1	172527-26910	BOLT 12X65	4	4	4					
12	1	24141-302110	BEARING, TAPERD	4	4	4					
13	1	24141-322100	BEARING, TAPERD	4	4	4					
14	1	24321-001100	O-RING	4	4	4					
15	1	26013-100402	BOLT	32	32	32					

Fig.20. FINAL GEAR



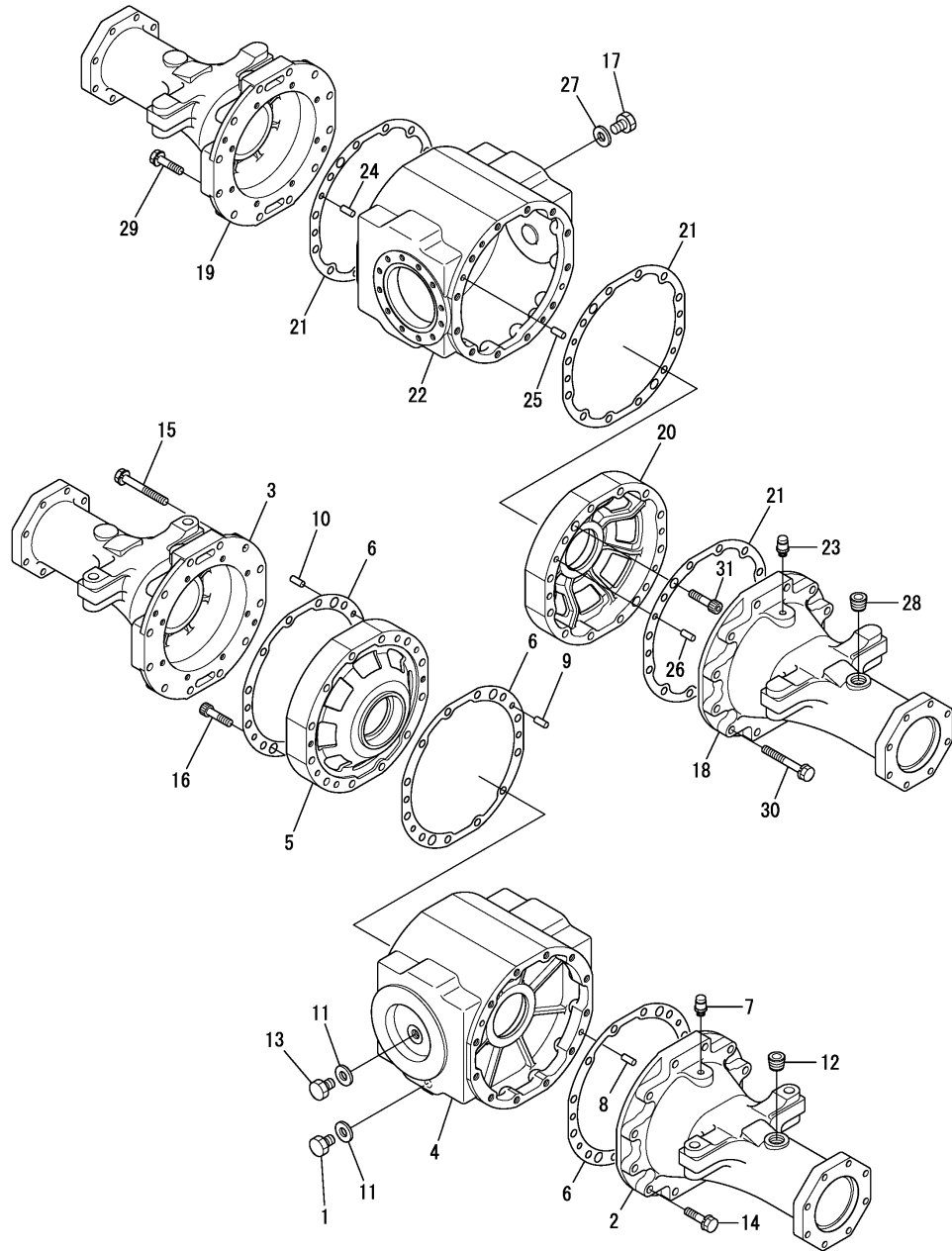
OCS10-G53302 20. FINAL GEAR

(A)=V3-6(US)
 (B)=V3-6(AS)
 (C)=V3-6(NZ)

(D)=
 (E)=
 (F)=

REF.	LEV.	PARTS NO.	DESCRIPTION	QTY						I	R
				(A)	(B)	(C)	(D)	(E)	(F)		
1	1	172527-28310	GEAR, SUN L	2	2	2					
2	1	172527-28320	GEAR, SUN S	2	2	2					
3	1	172527-28330	GEAR, INTERNAL	4	4	4					
4	1	198250-33540	PINION, PLANETARY	12	12	12					
5	1	198250-33550	SHAFT, PLANETARY	12	12	12					
6	1	198240-33570	CARRIER, PLANETARY	4	4	4					
7	1	198250-33570	NEEDLE	12	12	12					
8	1	194640-33590	WASHER	24	24	24					
9	1	198240-33630	CIRCLIP	4	4	4					
10	1	194640-34150	WASHER, THRUST	4	4	4					
11	1	22312-100180	PIN, PARALLEL	8	8	8					
12	1	26116-100352	BOLT	32	32	32					

Fig.21. AXLE CASE



(A)=V3-6(US)

(B)=V3-6(AS)

(C)=V3-6(NZ)

(D)=

(E)=

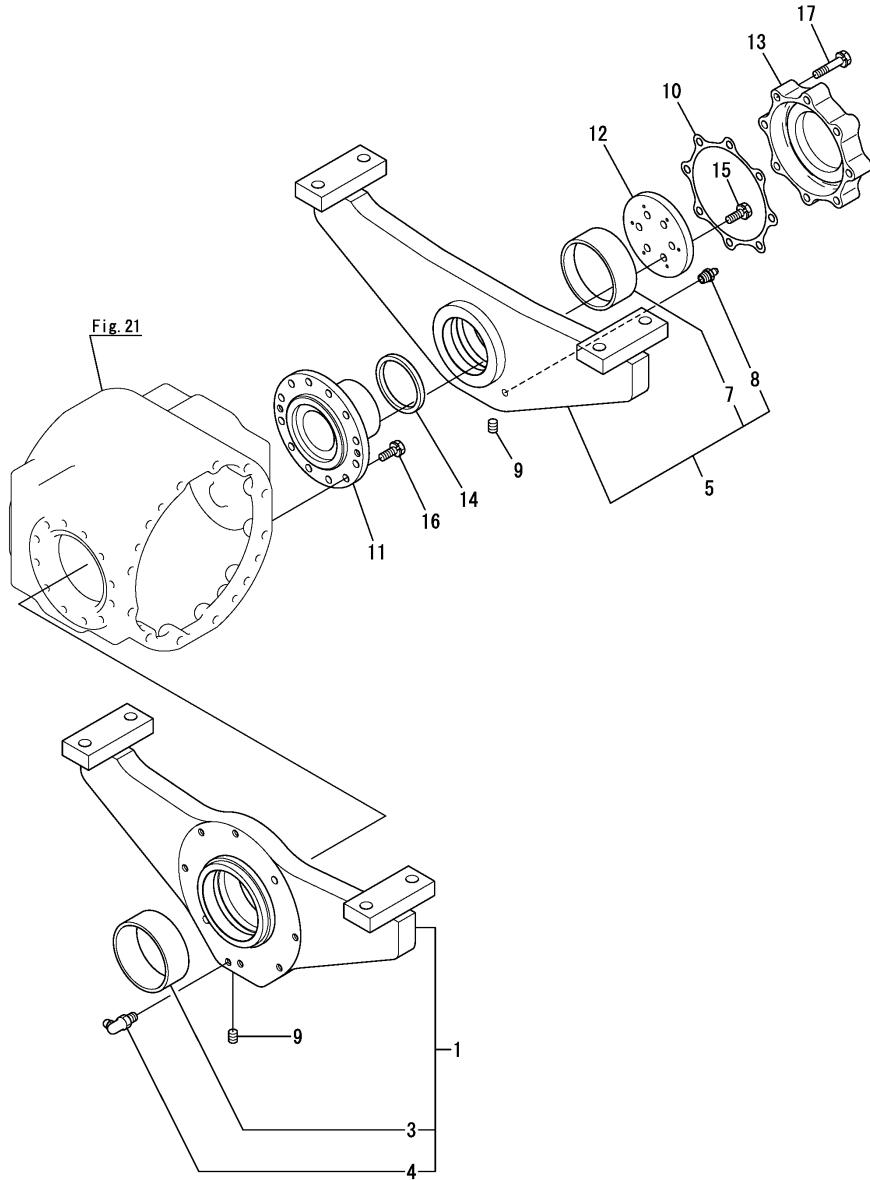
(F)=

REF.	LEV.	PARTS NO.	DESCRIPTION	QTY						I	R
				(A)	(B)	(C)	(D)	(E)	(F)		
1	1	177035-02920	PLUG M16X1.5,MAGNET.	1	1	1					
2	1	172527-31110	CASE, AXLE	1	1	1					
3	1	172527-31120	CASE, AXLE	1	1	1					
4	1	172527-31150	CASE, CENTER F	1	1	1					
5	1	172527-31160	HOLDER, BEARING A	1	1	1					
6	1	172527-31170	GASKET	3	3	3					
7	1	172527-35900	BREATHER(ACCEL.	1	1	1					
8	1	22312-100180	PIN, PARALLEL	2	2	2					
9	1	22312-100180	PIN, PARALLEL	2	2	2					
10	1	22312-100180	PIN, PARALLEL	2	2	2					
11	1	23414-160000	GASKET	2	2	2					
12	1	23871-060000	PLUG	1	1	1					
13	1	23887-160002	PLUG	1	1	1					
14	1	26013-120502	BOLT	12	12	12					
15	1	26013-120952	BOLT	12	12	12					
16	1	26450-100452	BOLT	2	2	2					
17	1	177035-02920	PLUG M16X1.5,MAGNET.	1	1	1					
18	1	172527-31130	CASE, AXLE	1	1	1					
19	1	172527-31140	CASE, AXLE	1	1	1					
20	1	172527-31160	HOLDER, BEARING A	1	1	1					
21	1	172527-31170	GASKET	3	3	3					
22	1	172527-31250	CASE, CENTER R	1	1	1					
23	1	172527-35900	BREATHER(ACCEL.	1	1	1					
24	1	22312-100180	PIN, PARALLEL	2	2	2					
25	1	22312-100180	PIN, PARALLEL	2	2	2					
26	1	22312-100180	PIN, PARALLEL	2	2	2					
27	1	23414-160000	GASKET	1	1	1					
28	1	23871-060000	PLUG	1	1	1					
29	1	26013-120502	BOLT	12	12	12					
30	1	26013-120952	BOLT	12	12	12					
31	1	26450-100452	BOLT	2	2	2					

Fig.22. AXLE HOLDER

(A)=V3-6(US)
 (B)=V3-6(AS)
 (C)=V3-6(NZ)

(D)=
 (E)=
 (F)=

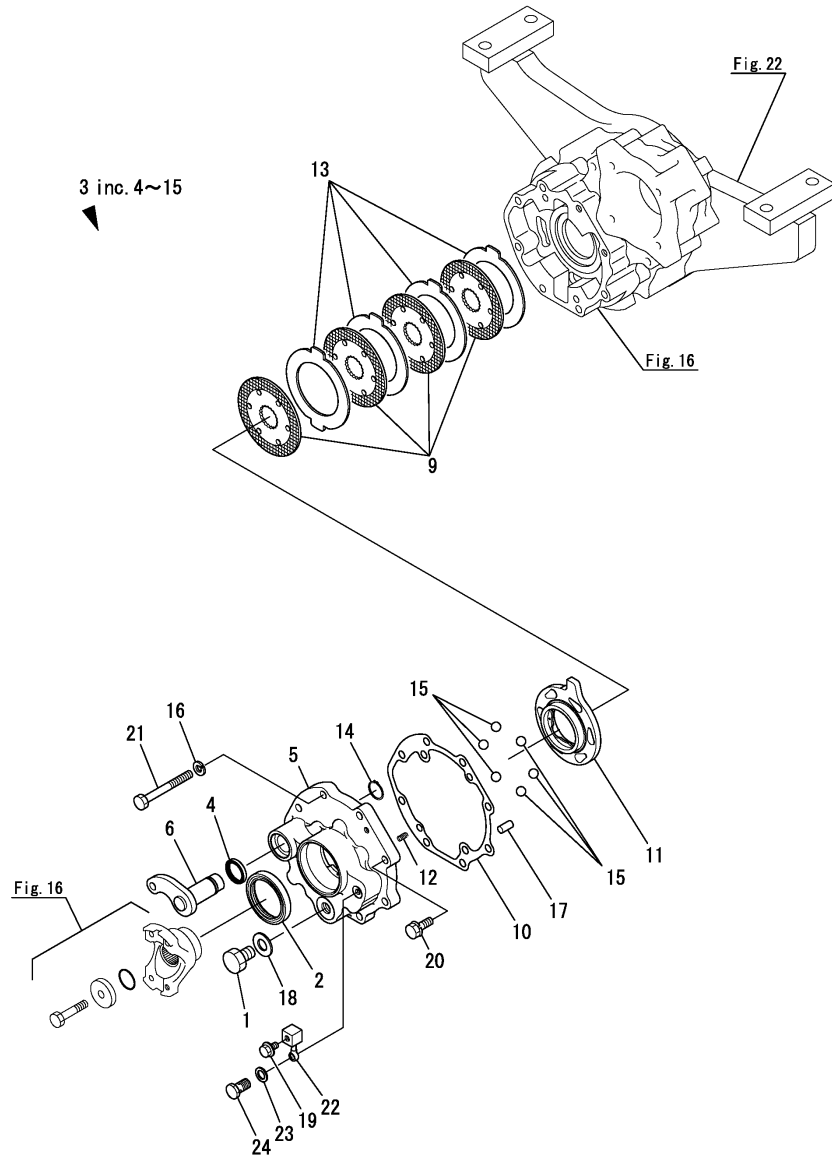


REF.	LEV.	PARTS NO.	DESCRIPTION	QTY						I	R
				(A)	(B)	(C)	(D)	(E)	(F)		
1	1	172527-33100	HOLDER, AXEL F	1							
1-1	1	172527-33101	HOLDER, AXEL F	1	1	1					S
(A=MZZZZZ)											
3	2	172513-52541	BUSH	1	1	1					
4	2	24764-040000	NIPPLE, GREASE	1	1	1					
5	1	172527-33201	HOLDER ASSY, AXLE R	1	1	1					
7	2	172527-33260	BUSH	1	1	1					
8	2	24764-020000	NIPPLE, GREASE	1	1	1					
9	1	23871-010000	PLUG	2	2	2					
10	1	172527-31190	GASKET	1	1	1					
11	1	172527-33511	PIN, SWING	1	1	1					
12	1	172527-33520	PLATE	1	1	1					
13	1	172527-33530	COVER	1	1	1					
14	1	24430-850009	SEAL, OIL	1	1	1					
15	1	26013-100252	BOLT	6	6	6					
16	1	26013-100252	BOLT	12	12	12					
17	1	26013-100502	BOLT	8	8	8					

Fig.23. CENTER BRAKE

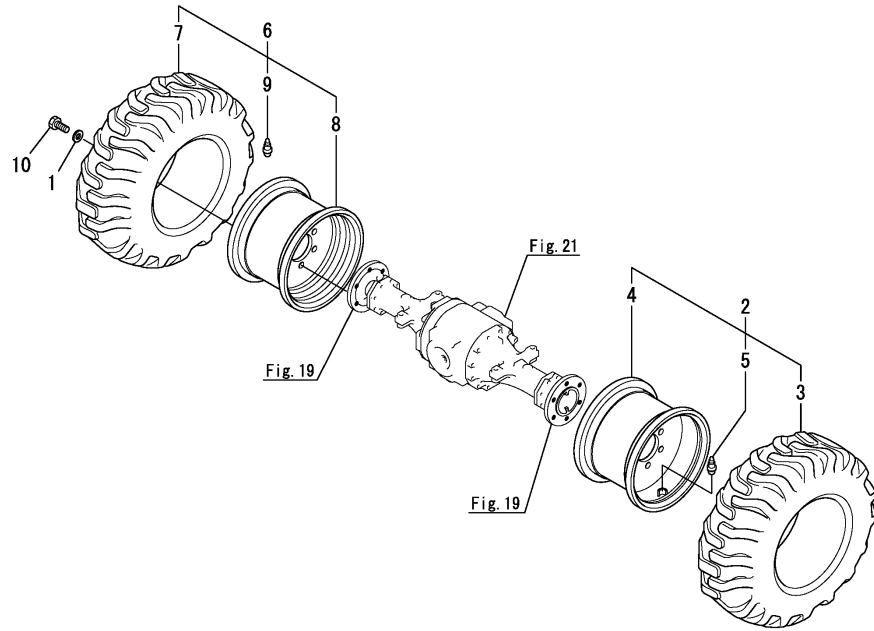
(A)=V3-6(US)
(B)=V3-6(AS)
(C)=V3-6(NZ)

(D)=
(E)=
(F)=



REF.	LEV.	PARTS NO.	DESCRIPTION	Q'TY						I	R
				(A)	(B)	(C)	(D)	(E)	(F)		
1	1	177035-02920	PLUG M16X1.5,MAGNET.	1	1	1					
2	1	194447-14140	SEAL, OIL	1	1	1					
3	1	172527-34400	BRAKE,CENTER	1	1	1					
4	2	198290-32750	SEAL, OIL	1	1	1					
5	2	172527-34410	CASE,BRAKE	1	1	1					
6	2	172527-34420	CAM SHAFT,BRAKE	1	1	1					
9	2	172527-34430	DISK,BRAKE	4	4	4					
10	2	172527-34440	GASKET	1	1	1					
11	2	198010-36310	ACTUATOR	1	1	1					
12	2	194205-36320	SPRING, ACTUATOR	2	2	2					
13	2	198010-36390	PLATE, STEEL	4	4	4					
14	2	22242-000250	RING	1	1	1					
15	2	24190-160001	BALL, STEEL	6	6	6					
16	1	22217-100000	WASHER, SPRING	6	6	6					
17	1	22312-100200	PIN, PARALLEL	2							Z
(A=FROM 1ST)											
17-1	1	22312-100180	PIN, PARALLEL	2	2	2					W
(A=FROM 1ST)											
18	1	23414-160000	GASKET	1	1	1					
19	1	23490-080002	PLUG	1	1	1					
20	1	26013-100302	BOLT	2	2	2					
21	1	26116-100902	BOLT	6	6	6					
22	1	172527-34470	JOINT	1	1	1					
23	1	23414-080000	GASKET	2	2	2					
24	1	23857-030000	BOLT	1	1	1					

Fig.24. TIRE & DISKE



OCS10-G53302 24. TIRE & DISKE

(A)=V3-6(US)
(B)=V3-6(AS)
(C)=V3-6(NZ)

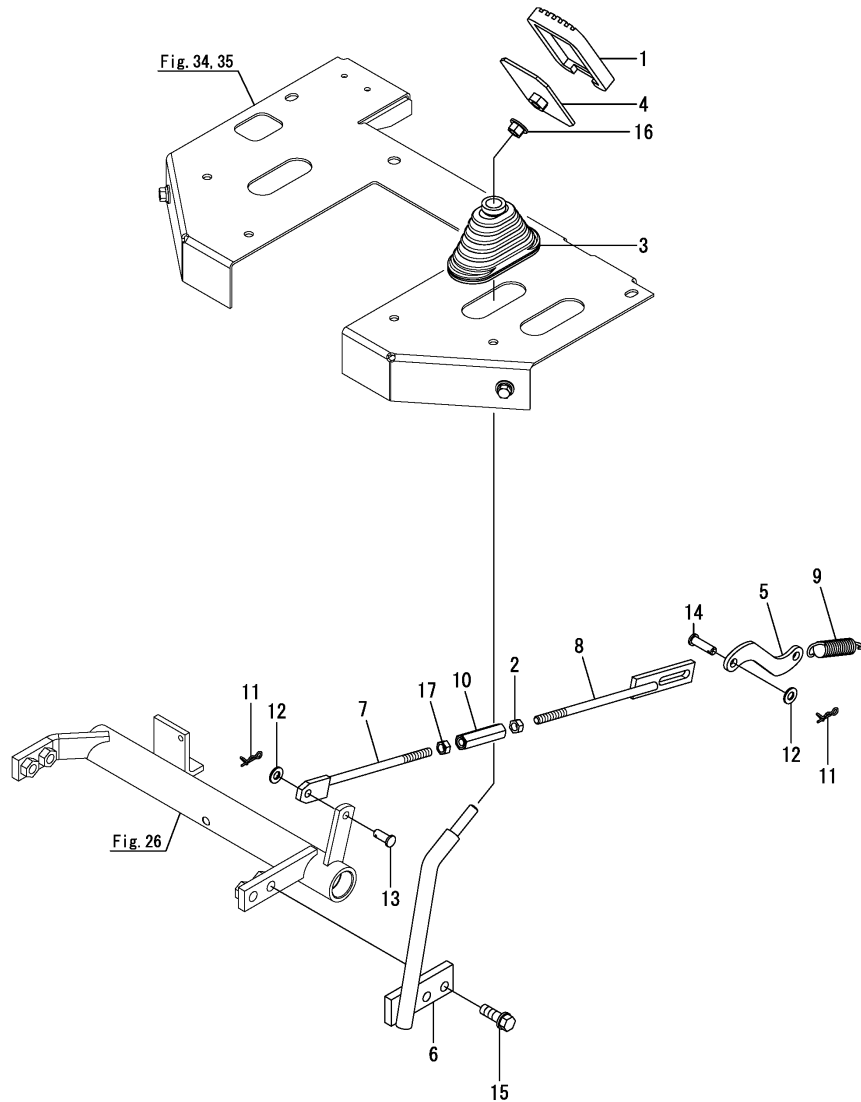
(D)=
(E)=
(F)=

REF.	LEV.	PARTS NO.	DESCRIPTION	QTY						I	R
				(A)	(B)	(C)	(D)	(E)	(F)		
1	1	172520-31210	WASHER	24	24	24					
2	1	172538-35210	TIRE ASSY, L.H US	2	2	2					
2-1	1	172538-35210-Y	TIRE ASSY, L.H US	2	2	2					S
		(A=M61501) (B=M61501) (C=M61501)									
3	2	172516-35130	TIRE	2	2	2					
4	2	172538-35250-3	DISC,US (YELLOW:2J)	2	2	2					
4-1	2	172538-35250-Y	DISC,US	2	2	2					S
		(A=M61501) (B=M61501) (C=M61501)									
5	2	172513-35161	VALVE	2	2	2					
6	1	172538-35220	TIRE ASSY, R.H US	2	2	2					
6-1	1	172538-35220-Y	TIRE ASSY, R.H US	2	2	2					S
		(A=M61501) (B=M61501) (C=M61501)									
7	2	172516-35130	TIRE	2	2	2					
8	2	172538-35250-3	DISC,US (YELLOW:2J)	2	2	2					
8-1	2	172538-35250-Y	DISC,US	2	2	2					S
		(A=M61501) (B=M61501) (C=M61501)									
9	2	172513-35161	VALVE	2	2	2					
10	1	26156-200352	BOLT	24	24	24					

Fig.25. INCHING PEDAL

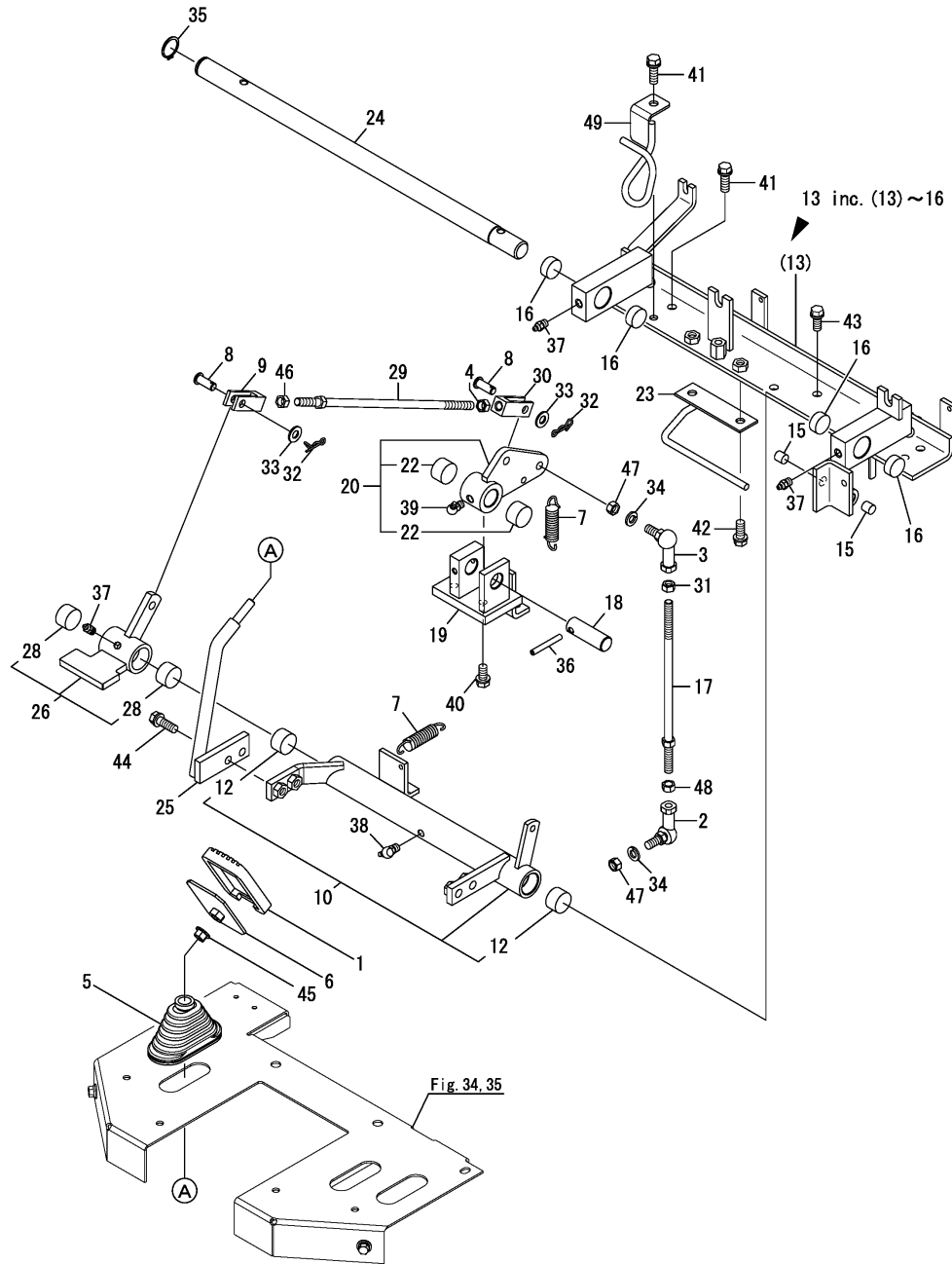
(A)=V3-6(US)
(B)=V3-6(AS)
(C)=V3-6(NZ)

(D)=
(E)=
(F)=



REF.	LEV.	PARTS NO.	DESCRIPTION	QTY						I	R
				(A)	(B)	(C)	(D)	(E)	(F)		
1	1	172649-12390	PEDAL PAD	1	1	1					
2	1	194990-20170	NUT	1	1	1					
3	1	172141-41340	BOOT	1	1	1					
4	1	172538-42000-1	PLATE ASSY,PEDAL(49)	1	1	1					
5	1	172538-42030	PLATE,INCHING (49)	1	1	1					
6	1	172538-42050	PEDAL, INCHING	1	1	1					
7	1	172538-42100	ROD A,INCHING ASSY	1	1	1					
8	1	172538-42150	ROD B,INCHING ASSY	1	1	1					
9	1	172524-42190	SPRING, RETURN	1	1	1					
10	1	172165-46860	TURNBUCKLE M8	1	1	1					
11	1	1C6281-52320	PIN 8,COME-OFF SNAP	2	2	2					
12	1	22137-080000	WASHER	2	2	2					
13	1	22486-080160	PIN	1	1	1					
14	1	22486-080240	PIN	1	1	1					
15	1	26013-100302	BOLT	2	2	2					
16	1	26051-100002	NUT	1	1	1					
17	1	26716-080002	NUT	1	1	1					

Fig.26. BRAKET PEDAL



(A)=V3-6(US)
(B)=V3-6(AS)
(C)=V3-6(NZ)

(D)=
(E)=
(F)=

REF.	LEV.	PARTS NO.	DESCRIPTION	QTY						I	R
				(A)	(B)	(C)	(D)	(E)	(F)		
1	1	172649-12390	PEDAL PAD	1	1	1					
2	1	1A6210-16150	BALL, LINK	1	1	1					
3	1	1A6210-16160	BALL, LINK	1	1	1					
4	1	194150-22480	NUT	1	1	1					
5	1	172141-41340	BOOT	1	1	1					
6	1	172538-42000-1	PLATE ASSY,PEDAL(49)	1	1	1					
7	1	172524-42190	SPRING, RETURN	2	2	2					
8	1	172527-42190	PIN, 10X22	2	2	2					
9	1	172527-42200	JOINT, RIGHT B	1	1	1					
10	1	172538-42501-1	LINK CAM A ASSY (49)	1	1	1					
12	2	24550-025150	BUSH	2	2	2					
13	1	172538-42600-1	HOLDER ASSY,CAM A(49)	1	1	1					
15	2	24550-012120	BUSH	2	2	2					
16	2	24550-025100	BUSH	4	4	4					
17	1	172522-42620	LINK ROD	1	1	1					
18	1	172527-42680	SHAFT S	1	1	1					
19	1	172527-42730-1	HOLDER,CAM B(GRAY:49)	1	1	1					
20	1	172538-42800-1	CAM ASSY,LINK C (49)	1	1	1					
22	2	24550-020150	BUSH	2	2	2					
23	1	172538-42850-1	GUIDE ASSY,CABLE(49)	1	1	1					
24	1	172538-42890	SHAFT,25X566	1	1	1					
25	1	172538-42900	PEDAL, BRAKE	1	1	1					
26	1	172538-42951-1	CAM,LINK ASSY(GRAY49)	1	1	1					
28	2	24550-025150	BUSH	2	2	2					
29	1	172538-43600	ROD ASSY,BRAKE	1	1	1					
30	1	172538-43650	JOINT L	1	1	1					
31	1	172738-47900	NUT M10, LEFT-HEAD	1	1	1					
32	1	1C6360-65700	SNAP PIN 10	2	2	2					
33	1	22137-100000	WASHER	2	2	2					
34	1	22217-100000	WASHER, SPRING	2	2	2					
35	1	22242-000250	RING	1	1	1					
36	1	22351-060050	PIN, SPRING	1	1	1					
37	1	24761-020000	NIPPLE, GREASE	3	3	3					
38	1	24761-040000	NIPPLE, GREASE	1	1	1					
39	1	24761-050000	NIPPLE, GREASE	1	1	1					
40	1	26013-100202	BOLT	2	2	2					
41	1	26013-100302	BOLT	2	2	2					
42	1	26013-100252	BOLT	2	2	2					
43	1	26013-100302	BOLT	2	2	2					
44	1	26013-100302	BOLT	2	2	2					
45	1	26051-100002	NUT	1	1	1					
46	1	26716-100002	NUT	1	1	1					
47	1	26736-100002	NUT	2	2	2					
48	1	26736-100002	NUT	1	1	1					
49	1	172538-42910	BAR ASSY,GUIDE (49)	1	1	1					W

(A)=M/#60738)

Fig.27. PARK BRAKE LEVER

(A)=V3-6(US)

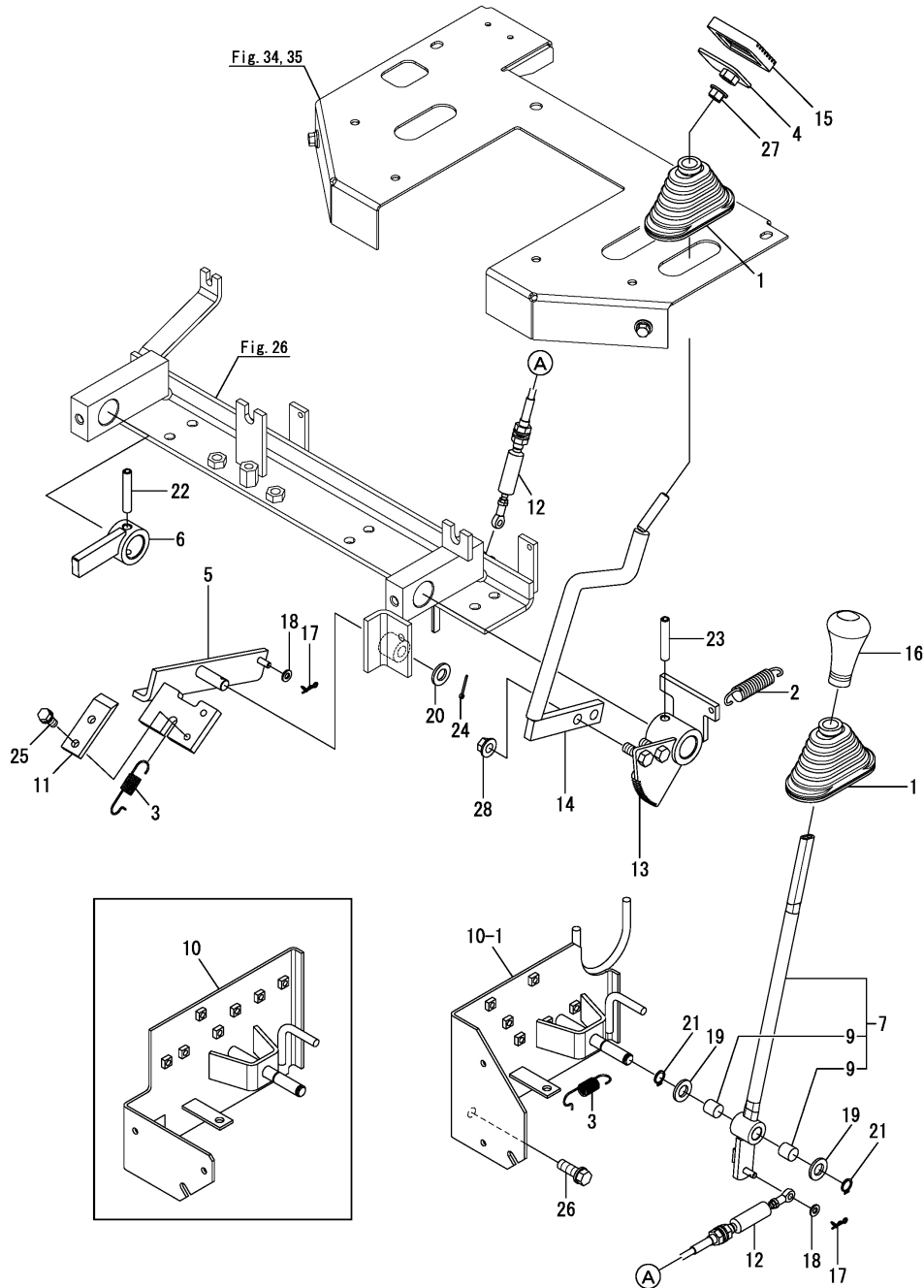
(B)=V3-6(AS)

(C)=V3-6(NZ)

(D)=

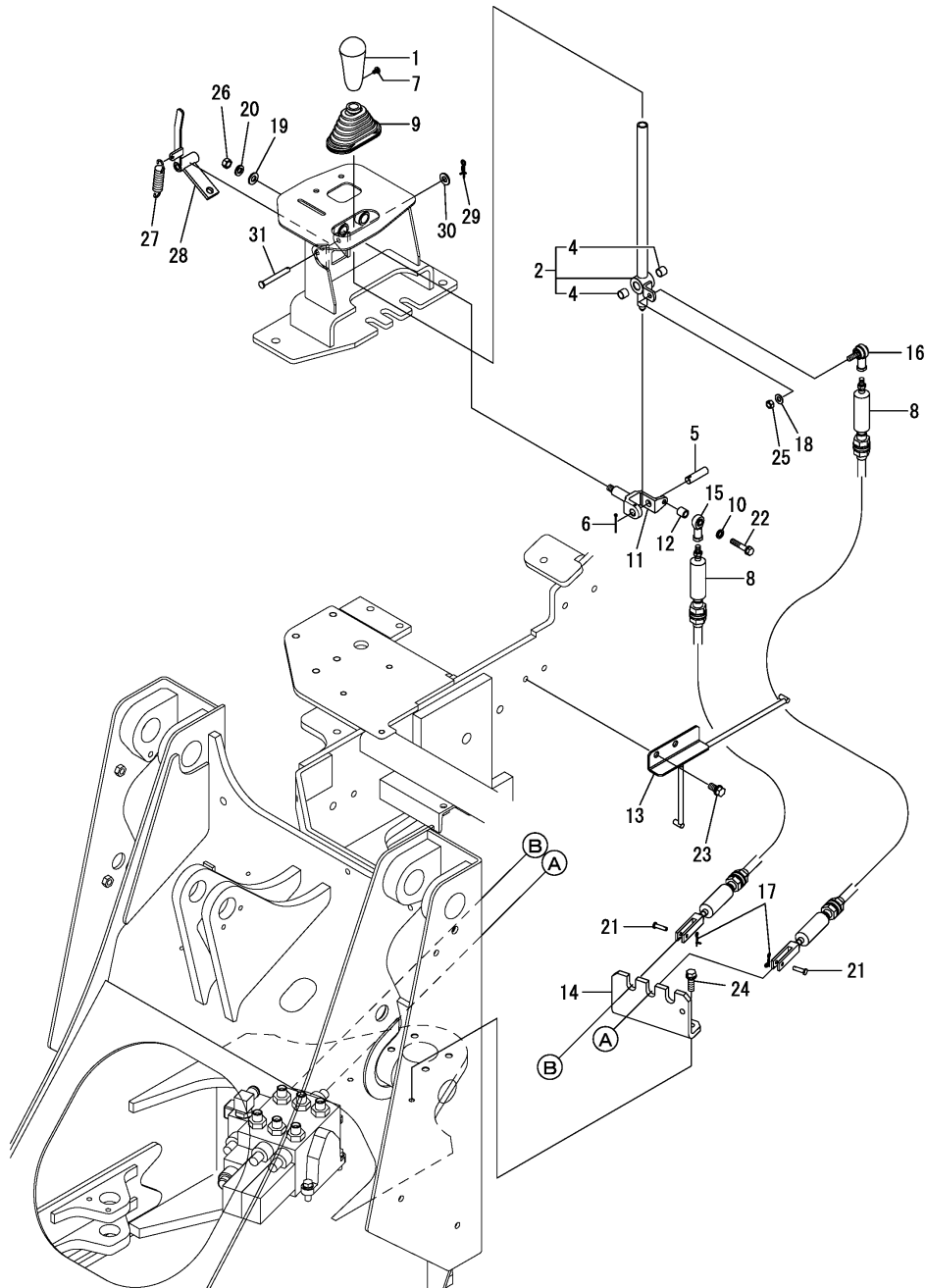
(E)=

(F)=



REF.	LEV.	PARTS NO.	DESCRIPTION	QTY						I	R
				(A)	(B)	(C)	(D)	(E)	(F)		
1	1	172141-41340	BOOT	2	2	2					
2	1	172524-42190	SPRING, RETURN	1	1	1					
3	1	172527-42391	SPRING 1.4X12X61.5	2	2	2					
4	1	172527-42921-1	PEDAL, HEAD	1	1	1					
5	1	172538-43150-1	PEDAL LOCK ASSY (49)	1							
5-1	1	172538-43151	PEDAL LOCK ASSY (49)	1	1	1					N
(A=M/#60747)											
6	1	172538-43200-1	CAM,PARKING ASSY(49)	1	1	1					
7	1	172538-43240	LEVER ASSY, PARKING	1	1	1					
9	2	24550-012120	BUSH	2	2	2					
10	1	172538-43300-1	BASE ASSY,BRAKE (49)	1							
10-1	1	172538-43301	BASE ASSY,BRAKE (49)	1	1	1					S
(A=M/#60747)											
11	1	172527-43390-1	PLATE T (GRAY:49)	1	1	1					
12	1	172538-43400	WIER,PARKING	1	1	1					
13	1	172538-43420-1	CAM,RATCHET(GRAY:49)	1	1	1					
14	1	172538-43450-1	LEVER ASSY,BRAKE(49)	1	1	1					
15	1	172122-45830	PAD, METAL	1	1	1					
16	1	1C6560-47000	GRIP,CHANGE LEVER	1	1	1					
17	1	1C6281-52310	PIN, SNAP	2	2	2					
18	1	22137-060000	WASHER	2	2	2					
19	1	22137-120000	WASHER	2	2	2					
20	1	22137-120000	WASHER	1	1	1					
21	1	22242-000120	RING	2	2	2					
22	1	22351-080050	PIN, SPRING	1	1	1					
23	1	22351-080050	PIN, SPRING	1	1	1					
24	1	22411-250200	COTTER PIN 2.5X20	1	1	1					
25	1	26013-080202	BOLT	2	2	2					
26	1	26013-100302	BOLT	2	2	2					
27	1	26051-100002	NUT	1	1	1					
28	1	26051-100002	NUT	2	2	2					

Fig.28. HYD.OIL CONTROL LEVER



(A)=V3-6(US)

(B)=V3-6(AS)

(C)=V3-6(NZ)

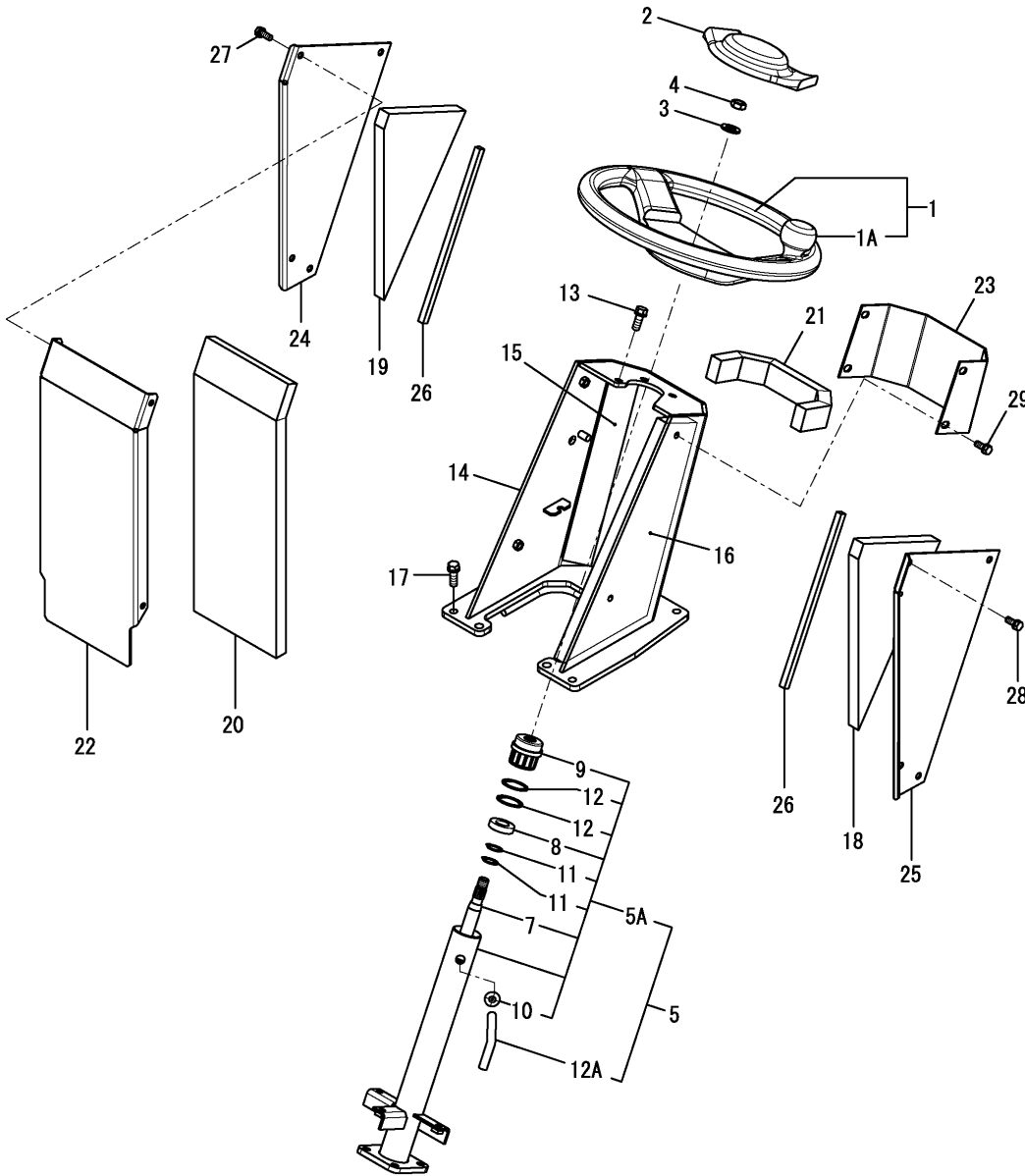
(D)=

(E)=

(F)=

REF.	LEV.	PARTS NO.	DESCRIPTION	QTY						I	R
				(A)	(B)	(C)	(D)	(E)	(F)		
1	1	172165-45071	KNOB ASSY	1	1	1					
2	1	172538-45100	LEVER, LOADER	1	1	1					
4	2	24550-012120	BUSH	2	2	2					
5	1	172512-45160	PIN	1	1	1					
6	1	22417-250320	PIN, COTTER	1	1	1					
7	1	26587-040062	SCREW	1	1	1					
8	1	172538-45210	CABLE A,LOADER LINK	2	2	2					
9	1	172141-41340	BOOT	1	1	1					
10	1	172524-45190	COLLAR 8X12X2	1	1	1					
11	1	172538-45200-1	LINK, LEVER(GRAY:49)	1	1	1					
12	1	172524-45250	SPACER	1	1	1					
13	1	172538-45601-1	GUIDE ASSY (GRAY:49)	1	1	1					
14	1	172538-45650-1	BRACKET,CABLE (2J)	1	1	1					
14-1	1	172538-45650-Y	BRACKET,CABLE	1	1	1					S
		(A=M61501) (B=M61501) (C=M61501)									
15	1	172122-46571	ROD-END 8	1	1	1					
16	1	172122-46590	ELBOW	1	1	1					
17	1	1C6281-52310	PIN, SNAP	2	2	2					
18	1	22137-080000	WASHER	1	1	1					
19	1	22137-100000	WASHER	1	1	1					
20	1	22217-100000	WASHER, SPRING	1	1	1					
21	1	22486-060180	PIN	2	2	2					
22	1	26013-080402	BOLT	1	1	1					
23	1	26013-100202	BOLT	2	2	2					
24	1	26013-100302	BOLT	2	2	2					
25	1	26716-080002	NUT	1							
25-1	1	26051-080002	NUT	1	1	1					R
		(A=MZZZZZ)									
26	1	26716-100002	NUT	1	1	1					
27	1	172524-42190	SPRING, RETURN	1	1	1					
28	1	172538-45500-1	LEVER,LOCK ASSY (10)	1	1	1					
29	1	1C6281-52320	PIN 8,COME-OFF SNAP	1	1	1					
30	1	22137-080000	WASHER	1							Z
		(A=MZZZZZ)									
31	1	22487-080600	PIN 8X 60	1	1	1					

Fig.29. STEERING WHEEL & COLUMN



OCS10-G53302 29. STEERING WHEEL & COLUMN

(A)=V3-6(US)

(B)=V3-6(AS)

(C)=V3-6(NZ)

(D)=

(E)=

(F)=

REF.	LEV.	PARTS NO.	DESCRIPTION	QTY						I	R
				(A)	(B)	(C)	(D)	(E)	(F)		
1	1	172538-47600	HANDLE,STEERING	1	1	1					
1A	2	172538-47630	KNOB ASSY	1	1	1					W
		(A=MZZZZZ) (B=MZZZZZ) (C=MZZZZZ)									
2	1	172538-47610	CAP,HANDLE	1	1	1					
3	1	22137-140000	WASHER	1	1	1					
4	1	26776-140002	NUT	1	1	1					
5	1	172538-47750	COLUMN ASSY,STEERING	1	1	1					
5A	2	172538-47801	COLUMN ASSY,STEERING	1	1	1					
7	3	172538-47860	SHAFT,STEERING	1	1	1					
8	3	172527-47870	BEARING 20X37X9	1	1	1					
9	3	172538-47870	BUSH,COLUMN	1	1	1					
10	3	172538-47880	GROMMET 13	1	1	1					
11	3	22242-000200	RING	2	2	2					
12	3	22252-000370	RING	2	2	2					
12A	2	172538-47760	CORRUGAT,07X260	1	1	1					
13	1	26013-100252	BOLT	3	3	3					
14	1	172538-55501	FRAME, STEERING	1	1	1					
15	1	172538-60860	EV A,COLUMN	1	1	1					
16	1	172538-60870	EV B,COLUMN	1	1	1					
17	1	26014-100302	BOLT	6	6	6					
18	1	172538-60890	EV A,COVER	1	1	1					
19	1	172538-60900	EV B,COVER	1	1	1					
20	1	172538-60910	EV C,COVER	1	1	1					
21	1	172538-60920	EV D,COVER	1	1	1					
22	1	172538-63400	COVER, COLUMN FRONT	1	1	1					
23	1	172538-63420	COVER, COLUMN REAR	1	1	1					
24	1	172538-63430	COVER, COLUMN	1	1	1					
25	1	172538-63440	COVER, COLUMN	1	1	1					
26	1	172538-63450	SEAL,10X10X280	2	2	2					
27	1	26013-080202	BOLT	4	4	4					
28	1	26013-080202	BOLT	4	4	4					
29	1	26013-080202	BOLT	4	4	4					

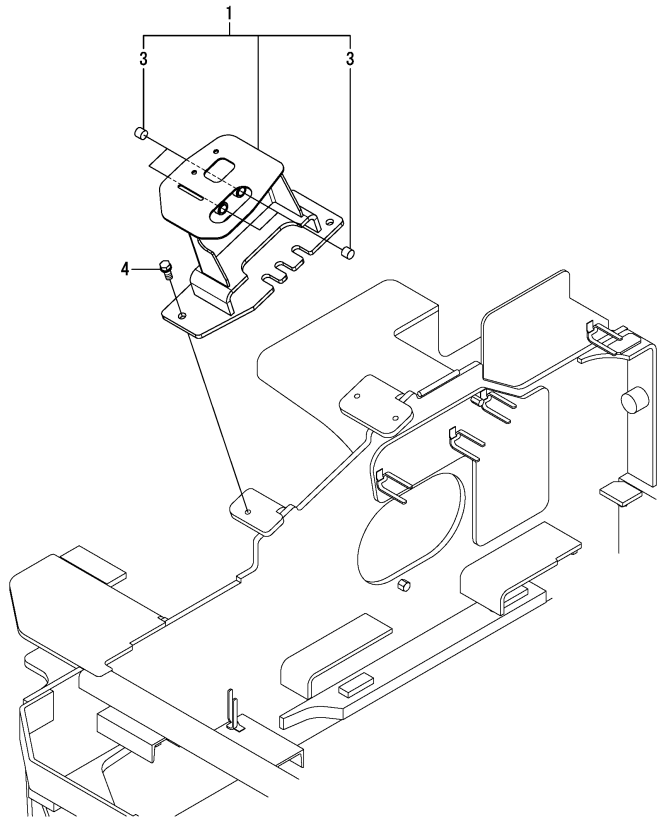
Fig.30. CONTROL COVER

OCS10-G53302 30. CONTROL COVER

(A)=V3-6(US)
 (B)=V3-6(AS)
 (C)=V3-6(NZ)

(D)=
 (E)=
 (F)=

REF.	LEV.	PARTS NO.	DESCRIPTION	Q'TY						I	R
				(A)	(B)	(C)	(D)	(E)	(F)		
1	1	172538-45400	STAND, LEVER	1	1	1					1
3	2	24550-016150	BUSH	4	4	4					
3A	1	172538-03230	LABEL, LOCK	1	1	1					2
3B	1	172538-03790	LABEL, PTO ROCK US	1	1	1					2
4	1	26013-120302	BOLT	3	3	3					



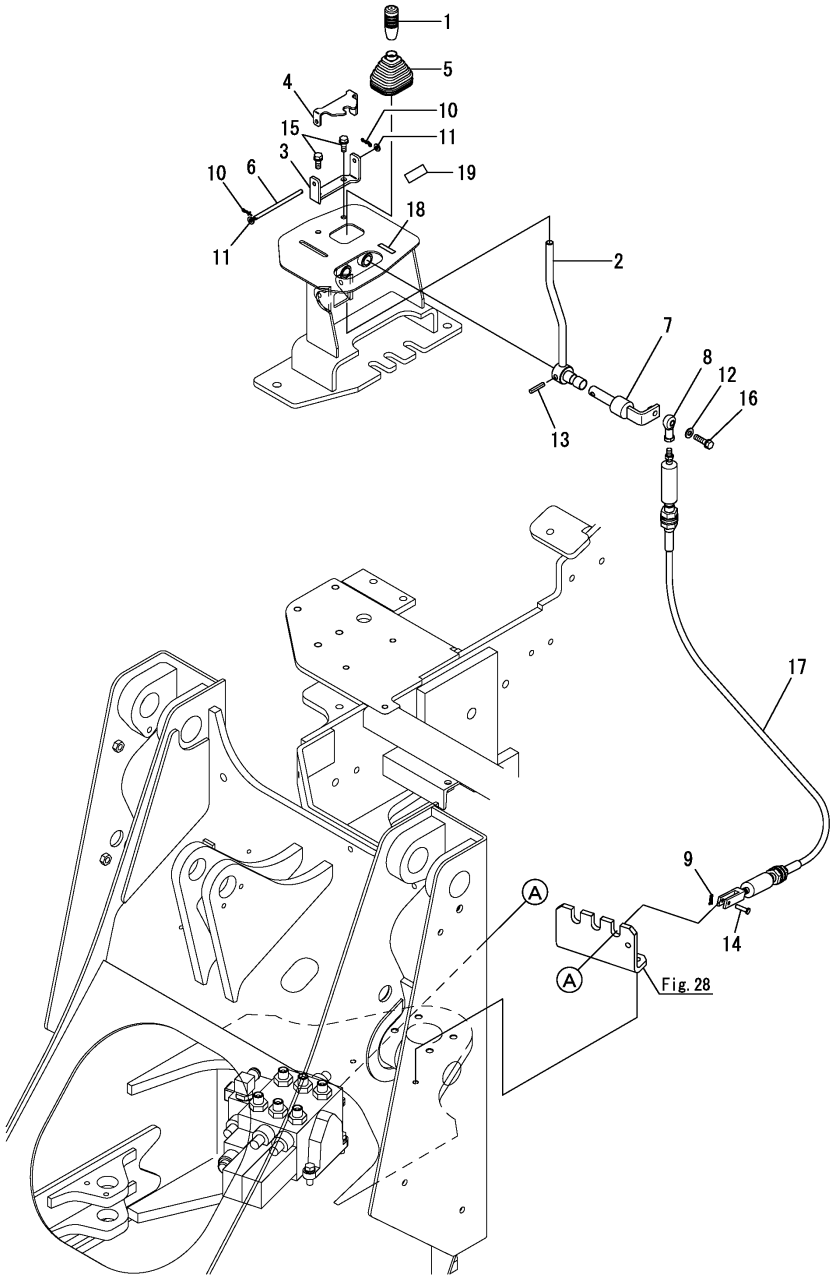
Remarks

- (1) Please use this part with following labels at the same time
 Ref.No. 3A, 3B.
- (2) Labels are not illustrated.

Fig.31. P.T.O.LEVER

(A)=V3-6(US)
(B)=V3-6(AS)
(C)=V3-6(NZ)

(D)=
(E)=
(F)=

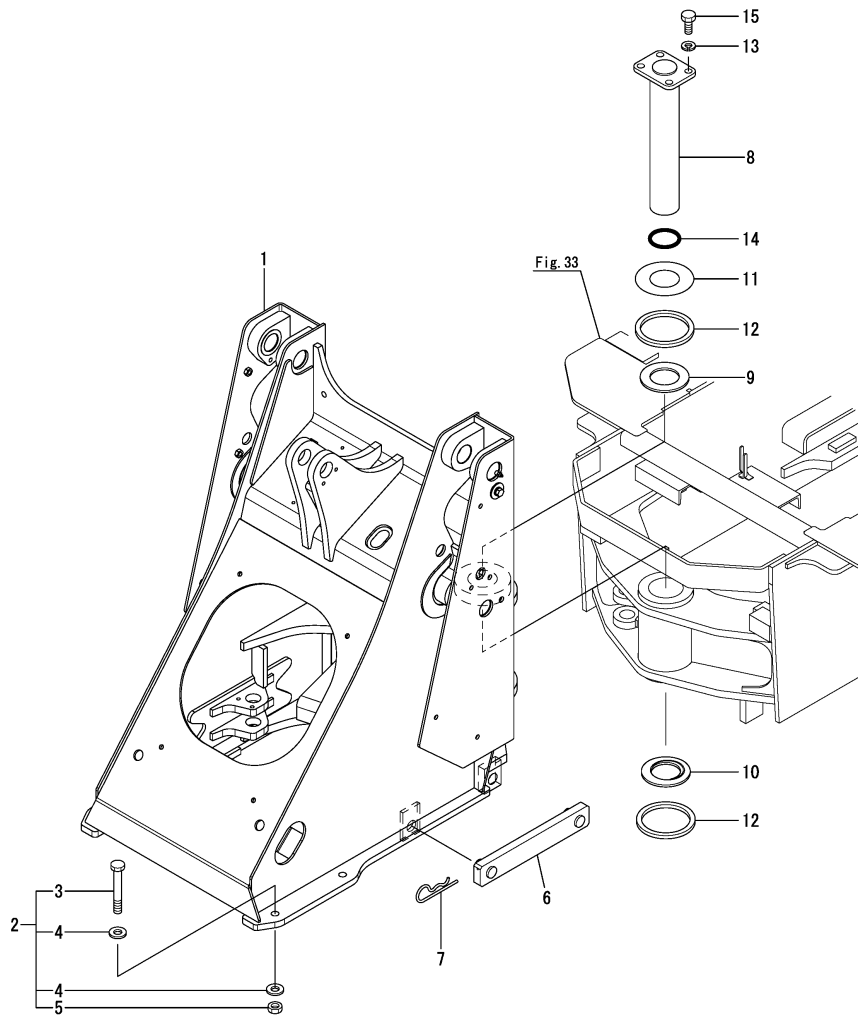


REF.	LEV.	PARTS NO.	DESCRIPTION	QTY						I	R
				(A)	(B)	(C)	(D)	(E)	(F)		
1	1	172498-12250	GRIP,ACCEL	1	1	1					
2	1	172538-46110-1	LEVER ASSY,3RD (49)	1	1	1					
3	1	172538-46131	BRACKET,3RD	1	1	1					
4	1	172538-46141-1	STOPPER,3RD (RED:10)	1	1	1					
5	1	172520-46150	BOOT	1	1	1					
6	1	172538-46150	PIN,3RD	1	1	1					
7	1	172538-46200-1	LEVER PIN ASSY (49)	1	1	1					
8	1	172122-46571	ROD-END 8	1	1	1					
9	1	1C6281-52310	PIN, SNAP	1	1	1					
10	1	1C6281-52310	PIN, SNAP	2	2	2					
11	1	22137-060000	WASHER	2	2	2					
12	1	22137-080000	WASHER	1	1	1					
13	1	22351-060032	PIN, SPRING	1	1	1					
14	1	22486-060180	PIN	1	1	1					
15	1	26013-080202	BOLT	2	2	2					
16	1	26013-080302	BOLT	1	1	1					
17	1	172538-45220	CABLE B,LOADER LINK	1	1	1					
18	1	172538-03320	LABEL,PTO ROCK	1	1	1					
19	1	172527-03620	LABEL	1	1	1					

Fig.32. FRONT FRAME

(A)=V3-6(US)
(B)=V3-6(AS)
(C)=V3-6(NZ)

(D)=
(E)=
(F)=



REF.	LEV.	PARTS NO.	DESCRIPTION	Q'TY						I	R
				(A)	(B)	(C)	(D)	(E)	(F)		
1	1	172538-52101-2	FRAME ASSY,FRONT(2J)	1							1
1-1	1	172538-52102-1	FRAME ASSY,FRONT(2J)	1	1	1					N 1
(A=M/#60747)											
1-2	1	172538-52102-Y	FRAME ASSY,FRONT	1	1	1					S 1
(A=M61501) (B=M61501) (C=M61501)											
1A	1	172524-03671	LABEL	1	1	1					2
1B	1	172538-03740	LABEL,GREASE US	1	1	1					2
2	1	172527-52411	BOLT F SET	4	4	4					
3	2	172527-52421	BOLT 16X110	4	4	4					
4	2	172527-52431	WASHER 17X35X4.5	8	8	8					
5	2	172527-52451	NUT 16	4	4	4					
6	1	172527-52881-1	FRAME STOPPER (10)	1	1	1					
7	1	194080-75790	PIN, SNAP	2	2	2					
8	1	172527-52800-2	PIN 60X346.5 (2J)	1	1	1					
8-1	1	172527-52800-Y	PIN 60X346.5	1	1	1					S
(A=M61501) (B=M61501) (C=M61501)											
9	1	172524-52830	COLLAR	1	1	1					
10	1	172524-52840	PLATE,THRUST	1	1	1					
11	1	172524-52850	SHIM	1	1	1					
12	1	172524-52870	GASKET	2	2	2					
13	1	22217-140000	WASHER, SPRING	4	4	4					
14	1	24321-000600	O-RING	1	1	1					
15	1	26116-140352	BOLT	4	4	4					

Remarks
(1)Please use this part with following labels at the same time
Ref.No. 1A,1B.
(2)Labels are not illustrated.

Fig.33. REAR FRAME

(A)=V3-6(US)
(B)=V3-6(AS)
(C)=V3-6(NZ)

(D)=
(E)=
(F)=

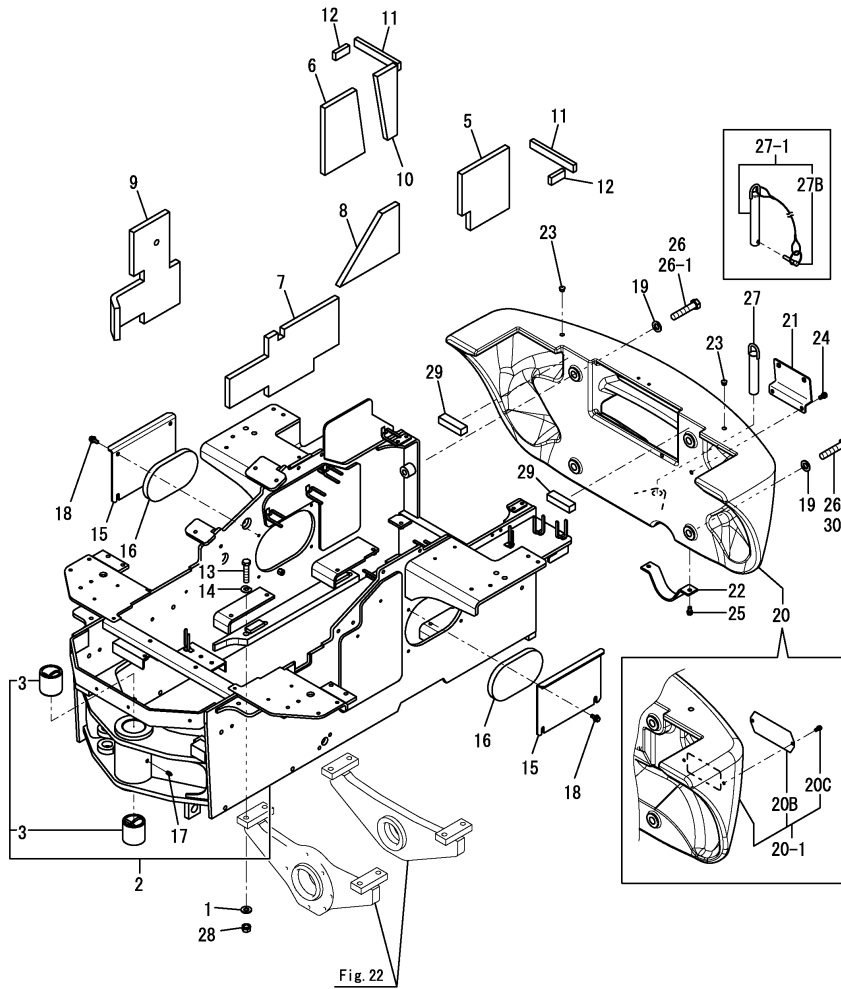


Fig. 22

Remarks

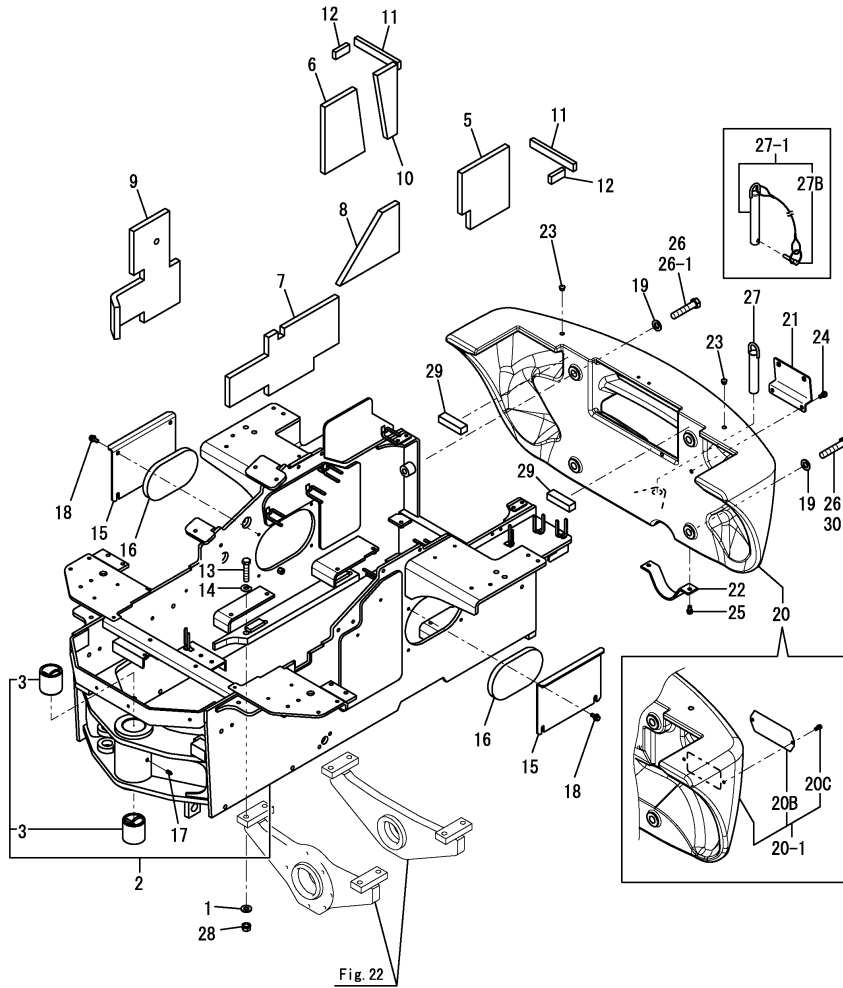
- (1) Please use this part with following labels at the same time Ref.No. 12A.
- (2) Labels are not illustrated.

REF.	LEV.	PARTS NO.	DESCRIPTION	Q'TY						I	R
				(A)	(B)	(C)	(D)	(E)	(F)		
1	1	172527-52431	WASHER 17X35X4.5	8	8	8					
2	1	172538-52502	FRAME ASSY, REAR	1							1
2-1	1	172538-52503	REAR FRAME ASSY (49)	1							N 1
(A=M/#60738)											
2-2	1	172538-52504	REAR FRAME ASSY (49)	1	1	1					N 1
(A=M/#60756)											
2-3	1	172538-52505	REAR FRAME ASSY	1	1	1					N
(A=M61069) (B=M61069) (C=M61069)											
3	2	172524-33521	BUSH	2	2	2					
5	2	172538-60271	EV C,REAR FRAME	1	1	1					
6	2	172538-60290	EV E,REAR FRAME	1	1	1					
7	2	172538-60250	EV A,REAR FRAME	1							
7-1	2	172538-60251	EV A,REAR FRAME	1	1	1					N
(A=M/#60756)											
8	2	172538-60260	EV B,REAR FRAME	1	1	1					
9	2	172538-60280	EV D,REAR FRAME	1	1	1					
10	2	172538-60300	EV F,REAR FRAME	1	1	1					
11	2	172538-60311	EV G,REAR FRAME	2	2	2					
12	2	172538-60320	EV H,REAR FRAME	2	2	2					
12A	1	172519-03820	LABEL	2	2	2					2
13	1	172527-52920	BOLT 16X75	8	8	8					
14	1	172527-52940	WASHER (R)	8	8	8					
15	1	172538-53660-1	COVER,FRAME(GRAY:49)	2	2	2					
16	1	172538-60240	EV,COVER	2	2	2					
17	1	24764-020000	NIPPLE, GREASE	1	1	1					
18	1	26014-100252	BOLT	8	8	8					
19	1	172520-31210	WASHER	4	4	4					
20	1	172539-53310	WEIGHT, COUNTER	1	1	1					
20-1	1	172539-08050	COUNTER WEIGHT KIT	1	1	1					N
(A=M61037) (B=M61037) (C=M61037)											
20B	2	172538-53330	COVER,BACK LAMP	1	1	1					W
(A=M61037) (B=M61037) (C=M61037)											
20C	2	26013-080162	BOLT	2	2	2					W
(A=M61037) (B=M61037) (C=M61037)											
21	1	172538-53350	PLATE, NUMBER	1	1	1					
22	1	172538-53370	GUARD, MUFFLER	1	1	1					
23	1	172A47-54610	CLIP, ANCHOR	2	2	2					
23-1	1	172538-53320	CLIP, ANCHOR	2	2	2					N
(A=EZZZZZ) (B=EZZZZZ) (C=EZZZZZ)											
24	1	26013-100202	BOLT	2	2	2					
25	1	26013-100202	BOLT	2	2	2					
26	1	26116-201002	BOLT	4							
26-1	1	26116-201002	BOLT	2	2	2					K
(A=M/#60725)											
27	1	172538-53510	HITCH PIN ASSY	1							
27-1	1	172538-53390	PIN ASSY	1	1	1					N
(A=*2010.05)											
27B	2	794130-71410	PIN ASSY, BALL	1	1	1					W
(A=*2010.05)											
28	1	172527-52451	NUT 16	8	8	8					
29	1	172538-60960	SEAL,WEIGHT	2	2	2					

Fig.33. REAR FRAME

(A)=V3-6(US)
(B)=V3-6(AS)
(C)=V3-6(NZ)

(D)=
(E)=
(F)=



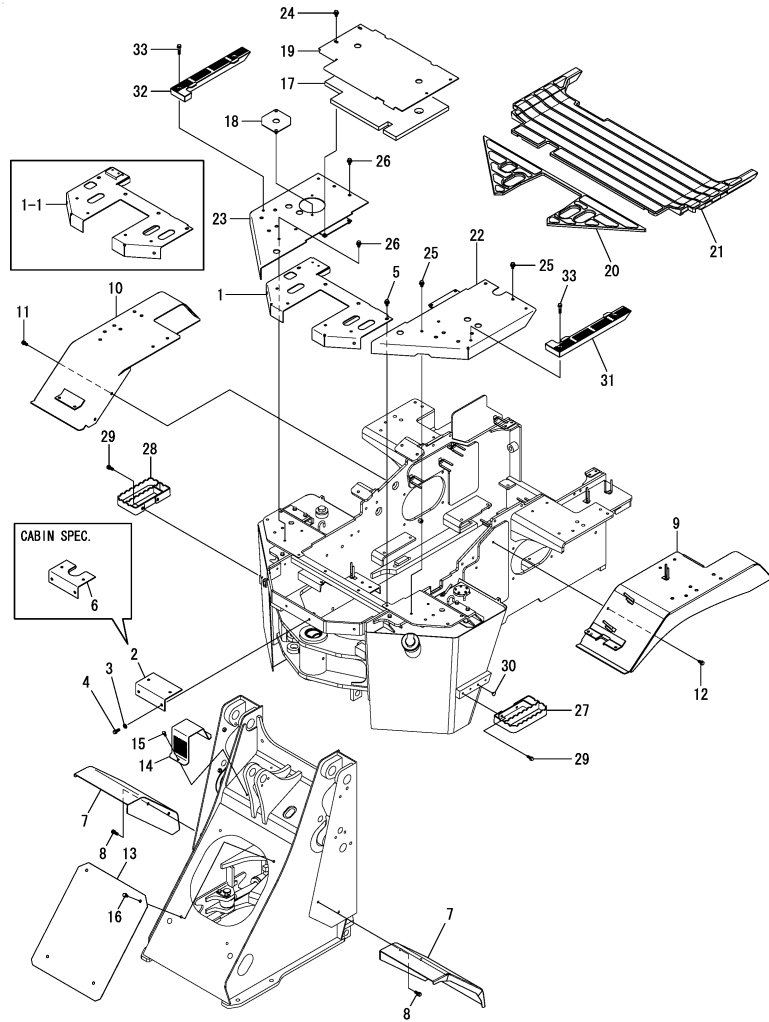
REF.	LEV.	PARTS NO.	DESCRIPTION	Q'TY						I	R
				(A)	(B)	(C)	(D)	(E)	(F)		
30	1	26116-200852 (A=M/#60725)	BOLT	2	2	2					W

Remarks

(1)Please use this part with following labels at the same time Ref.No. 12A.

(2)Labels are not illustrated.

Fig.34. COVER & STEP



Remarks

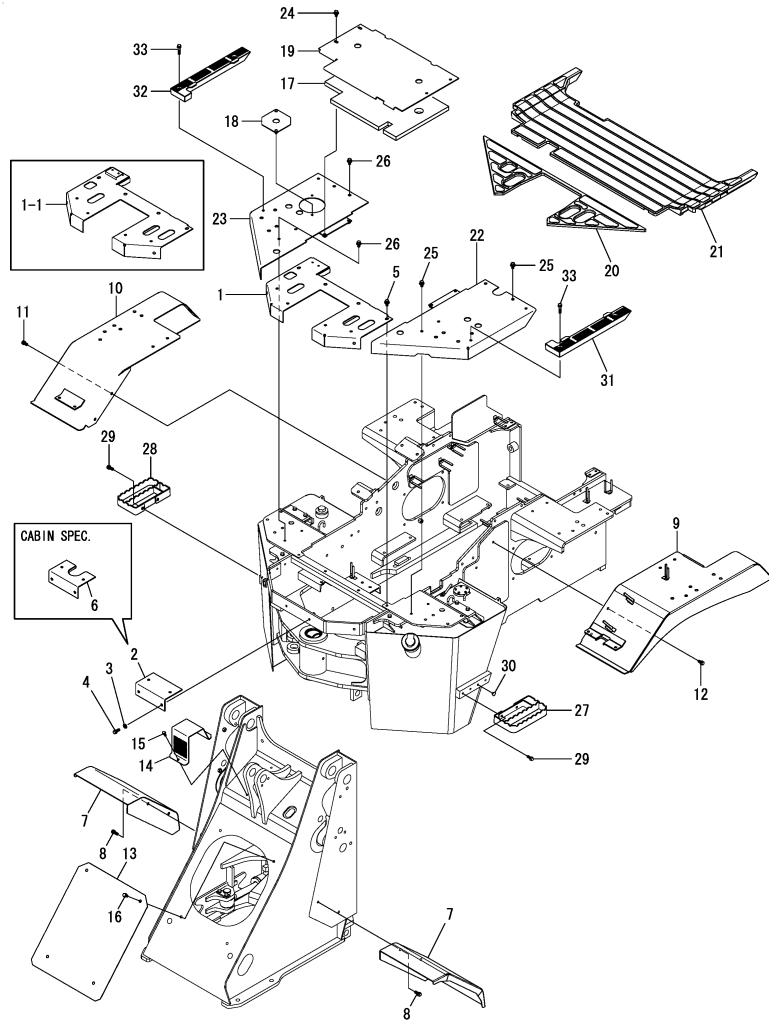
- (1) Please use this part with following labels at the same time No.9A,9B.
- (2) Please use this part with following labels at the same time. No.10A.
- (3) Please use this part with following labels at the same time.No.22AB.
- (4) Please use this part with following labels at the same time No.13A.
- (5) Please use this part with following labels at the same time No.1A.
- (6) Not illus.(7)Cabin (8)Fig5No9-1&26

(A)=V3-6(US)
(B)=V3-6(AS)
(C)=V3-6(NZ)

(D)=
(E)=
(F)=

REF.	LEV.	PARTS NO.	DESCRIPTION	Q'TY						I	R
				(A)	(B)	(C)	(D)	(E)	(F)		
1	1	172538-43000-2	FLOOR A ,FRONT (49)	1							5
1-1	1	172538-43001-1	FLOOR A ,FRONT (49)	1	1	1					S 8
(A=M/#60903)											
1A	1	172524-03631	LABEL	1	1	1					6
2	1	172538-43050-2	FLOOR B ,FRONT (49)	1	1	1					
3	1	22137-100000	WASHER	2	2	2					
4	1	26013-100252	BOLT	2	2	2					
5	1	26014-100202	BOLT	4	4	4					
6	1	172538-43101-1	FLOOR B(C,FRONT (49)	1	1	1					7
7	1	172538-61600-2	FENDER F ASSY (2J)	2	2	2					
7-1	1	172538-61600-Y	FENDER F ASSY	2	2	2					S
(A=M61501) (B=M61501) (C=M61501)											
8	1	26013-100252	BOLT	4	4	4					
9	1	172538-61303-2	FENDER ASSY	1	1	1					1
9-1	1	172538-61304-1	FENDER L ASSY	1	1	1					N 1
(A=M61069) (B=M61069) (C=M61069)											
9-2	1	172538-61304-Y	FENDER L ASSY	1	1	1					S 1
(A=M61501) (B=M61501) (C=M61501)											
9A	1	172538-03110	LABEL,MODEL L	1	1	1					6
9B	1	172524-03770	LABEL	1	1	1					6
10	1	172538-61452-2	FENDER R ASSY (2J)	1	1	1					2
10-1	1	172538-61452-Y	FENDER R ASSY	1	1	1					S 2
(A=M61501) (B=M61501) (C=M61501)											
10A	1	172538-03120	LABEL,MODEL R	1	1	1					6
11	1	26013-100202	BOLT	2	2	2					
12	1	26013-100202	BOLT	2	2	2					
13	1	172538-61121-2	COVER, FRONT	1	1	1					4
13-1	1	172538-61121-Y	COVER,FRONT	1	1	1					S 4
(A=M61501) (B=M61501) (C=M61501)											
13A	1	172534-03160	LABEL, FRONT	1	1	1					6
14	1	172538-61150-2	COVER, HORN	1	1	1					
14-1	1	172538-61150-Y	COVER,HORN	1	1	1					S
(A=M61501) (B=M61501) (C=M61501)											
15	1	26013-080202	BOLT	2	2	2					
16	1	26013-100202	BOLT	4	4	4					
17	1	172538-60940	EV A,FLOOR	1	1	1					
18	1	172538-61750-2	PLATE,FLOOR (2J)	1	1	1					
18-1	1	172538-61750-Y	PLATE,FLOOR	1	1	1					S
(A=M61501) (B=M61501) (C=M61501)											
19	1	172538-61780-2	FLOOR (C (2J)	1	1	1					
19-1	1	172538-61780-Y	FLOOR (C	1	1	1					S
(A=M61501) (B=M61501) (C=M61501)											
20	1	172538-61800	FLOOR MAT ,F	1	1	1					
21	1	172538-61810	FLOOR MAT	1	1	1					
22	1	172538-61840-2	FLOOR (L CMP (2J)	1	1	1					3
22-1	1	172538-61840-Y	FLOOR (L CMP	1	1	1					S 3
(A=M61501) (B=M61501) (C=M61501)											
22A	1	114110-07760	LABEL, FUEL CAUTION	1	1	1					6
22B	1	172437-03501	LABEL, FUEL	1	1	1					6
23	1	172538-61891-2	FLOOR (R CMP (2J)	1							
23-1	1	172538-61892	FLOOR (R CMP (2J)	1	1	1					N

Fig.34. COVER & STEP



Remarks

- (1) Please use this part with following labels at the same time No.9A,9B.
- (2) Please use this part with following labels at the same time. No.10A.
- (3) Please use this part with following labels at the same time.No.22AB.
- (4) Please use this part with following labels at the same time No.13A.
- (5) Please use this part with following labels at the same time No.1A.
- (6) Not illus.(7)Cabin (8)Fig5No9-1&26

(A)=V3-6(US)
(B)=V3-6(AS)
(C)=V3-6(NZ)

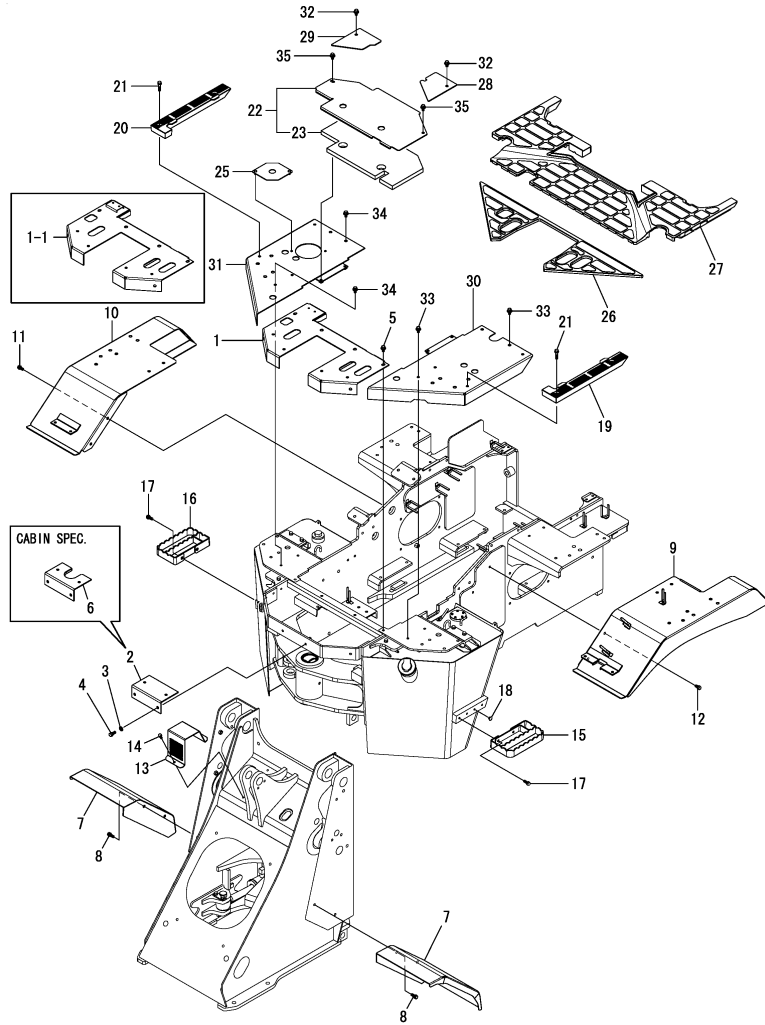
(D)=
(E)=
(F)=

REF.	LEV.	PARTS NO.	DESCRIPTION	QTY						I	R
				(A)	(B)	(C)	(D)	(E)	(F)		
(A=M/#60747)											
23-2	1	172538-61892-Y	FLOOR (R CMP	1	1	1					S
(A=M61501) (B=M61501) (C=M61501)											
24	1	26014-100202	BOLT	4	4	4					
25	1	26014-100202	BOLT	4	4	4					
26	1	26014-100202	BOLT	4	4	4					
27	1	172538-62100	STEP ASSY	1	1	1					
28	1	172538-62150	STEP ASSY	1	1	1					
29	1	26013-100252	BOLT	4							
29-1	1	26014-100252	BOLT	4	4	4					N
(A=M/#60756)											
30	1	172183-81160	CLIP, TREE	2	2	2					
31	1	172538-61951-1	STEP L,FLOOR(GRAY:49	1	1	1					
32	1	172538-61961-1	STEP R,FLOOR(GRAY:49	1	1	1					
33	1	26013-100402	BOLT	4	4	4					

Fig.35. COVER & STEP(AIR CON.SPEC.)

(A)=V3-6(US)
(B)=V3-6(AS)
(C)=V3-6(NZ)

(D)=
(E)=
(F)=



Remarks

- (1) Please use this part with following labels at the same time No. 9A,9B
- (2) Please use this part with following labels at the same time No. 10A.
- (3) Please use this part with following labels at the same time No. 1A.
- (4) Please use this part with following labels at the same time No. 30A 30B. (5) Labels are not illustrated.
- (6) Cabin spec.
- (7) Fig.5 Ref.No.9-1&26.

REF.	LEV.	PARTS NO.	DESCRIPTION	Q'TY						I	R
				(A)	(B)	(C)	(D)	(E)	(F)		
1	1	172538-43000-2	FLOOR A ,FRONT (49)	1							3
1-1	1	172538-43001-1	FLOOR A ,FRONT (49)	1	1	1					S 7
(A=M/#60903)											
1A	1	172524-03631	LABEL	1	1	1					5
2	1	172538-43050-2	FLOOR B ,FRONT (49)	1	1	1					
3	1	22137-100000	WASHER	2	2	2					
4	1	26013-100252	BOLT	2	2	2					
5	1	26014-100202	BOLT	4	4	4					
6	1	172538-43101-1	FLOOR B(C,FRONT (49)	1	1	1					6
7	1	172538-61600-2	FENDER F ASSY (2J)	2	2	2					
7-1	1	172538-61600-Y	FENDER F ASSY	2	2	2					S
(A=M61501) (B=M61501) (C=M61501)											
8	1	26013-100252	BOLT	4	4	4					
9	1	172538-61303-2	FENDER ASSY	1	1	1					1
9-1	1	172538-61304-1	FENDER L ASSY	1	1	1					N 1
(A=M61069) (B=M61069) (C=M61069)											
9-2	1	172538-61304-Y	FENDER L ASSY	1	1	1					S 1
(A=M61501) (B=M61501) (C=M61501)											
9A	1	172538-03110	LABEL,MODEL L	1	1	1					5
9B	1	172524-03770	LABEL	1	1	1					5
10	1	172538-61452-2	FENDER R ASSY (2J)	1	1	1					2
10-1	1	172538-61452-Y	FENDER R ASSY	1	1	1					S 2
(A=M61501) (B=M61501) (C=M61501)											
10A	1	172538-03120	LABEL,MODEL R	1	1	1					5
11	1	26013-100202	BOLT	2	2	2					
12	1	26013-100202	BOLT	2	2	2					
13	1	172538-61150-2	COVER, HORN	1	1	1					
13-1	1	172538-61150-Y	COVER,HORN	1	1	1					S
(A=M61501) (B=M61501) (C=M61501)											
14	1	26013-080202	BOLT	2	2	2					
15	1	172538-62100	STEP ASSY	1	1	1					
16	1	172538-62150	STEP ASSY	1	1	1					
17	1	26014-100252	BOLT	4	4	4					
18	1	172183-81160	CLIP, TREE	2	2	2					
19	1	172538-61951-1	STEP L,FLOOR(GRAY:49	1	1	1					
20	1	172538-61961-1	STEP R,FLOOR(GRAY:49	1	1	1					
21	1	26013-100402	BOLT	4	4	4					
22	1	172539-61740	FLOOR ASSY,A/C (49)	1	1	1					
23	2	172539-60940	EV A/C,FLOOR	1	1	1					
25	1	172538-61750-2	PLATE,FLOOR (2J)	1	1	1					
25-1	1	172538-61750-Y	PLATE,FLOOR	1	1	1					S
(A=M61501) (B=M61501) (C=M61501)											
26	1	172538-61800	FLOOR MAT ,F	1	1	1					
27	1	172539-61810	FLOOR MAT,A/C	1	1	1					
28	1	172539-61820	FLOOR L,A/C (49)	1	1	1					
29	1	172539-61830	FLOOR R,A/C (49)	1	1	1					
30	1	172538-61840-2	FLOOR (L CMP (2J)	1	1	1					4
30-1	1	172538-61840-Y	FLOOR (L CMP	1	1	1					S 4
(A=M61501) (B=M61501) (C=M61501)											
30A	1	114110-07760	LABEL, FUEL CAUTION	1	1	1					5
30B	1	172437-03501	LABEL, FUEL	1	1	1					5

Fig.35. COVER & STEP(AIR CON.SPEC.)

(A)=V3-6(US)

(B)=V3-6(AS)

(C)=V3-6(NZ)

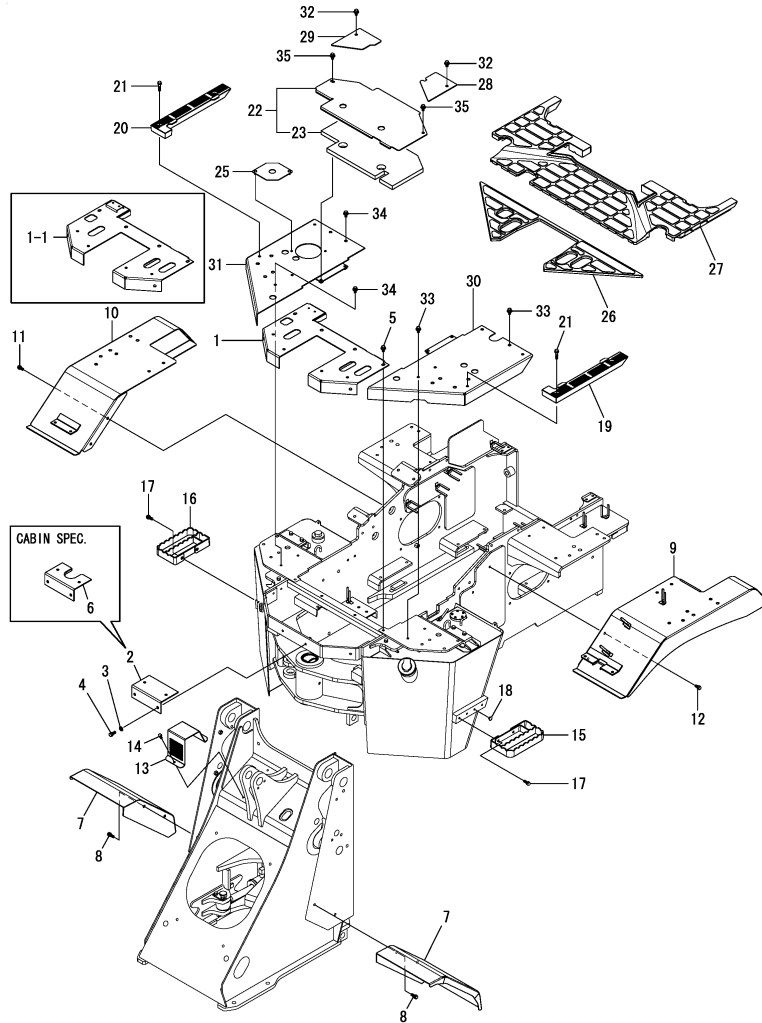
(D)=

(E)=

(F)=

QTY

I R



REF.	LEV.	PARTS NO.	DESCRIPTION	QTY						I	R
				(A)	(B)	(C)	(D)	(E)	(F)		
31	1	172538-61892	FLOOR (R CMP (2J)	1	1	1					
31-1	1	172538-61892-Y	FLOOR (R CMP	1	1	1					S
		(A=M61501) (B=M61501) (C=M61501)									
32	1	26014-100202	BOLT	2	2	2					
33	1	26014-100202	BOLT	4	4	4					
34	1	26014-100202	BOLT	4	4	4					
35	1	26014-100202	BOLT	2	2	2					

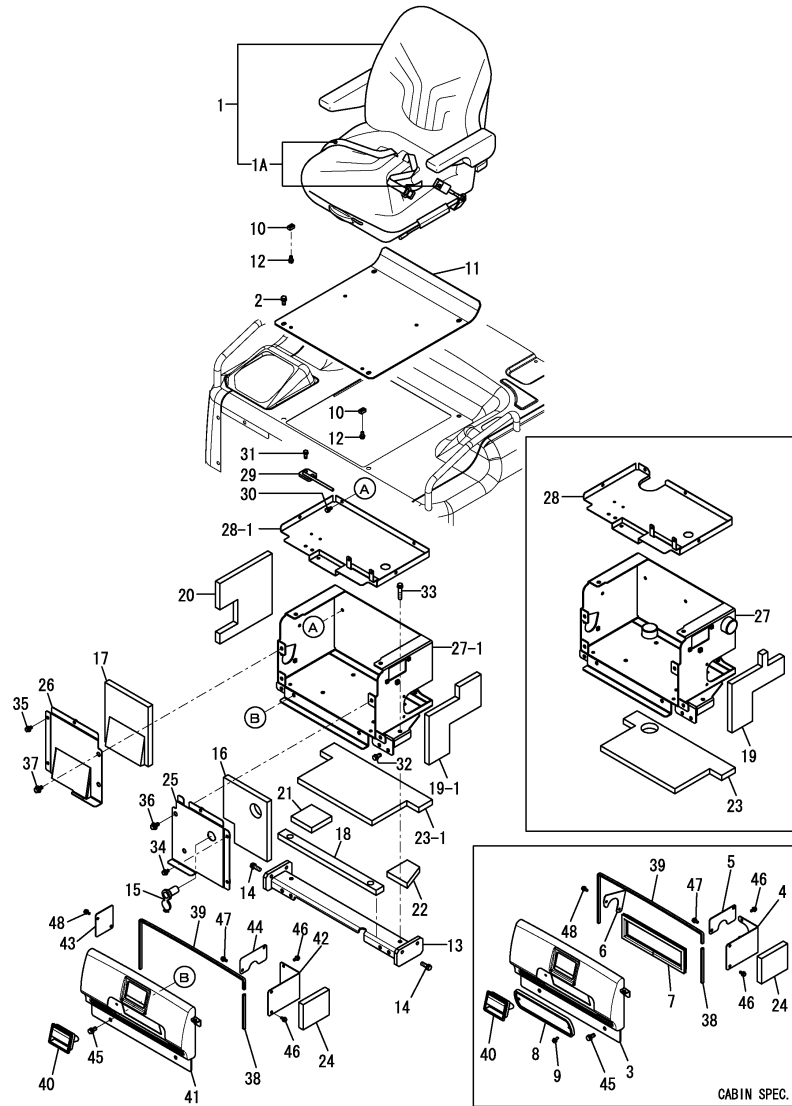
Remarks

- (1) Please use this part with following labels at the same time No. 9A,9B
- (2) Please use this part with following labels at the same time No. 10A.
- (3) Please use this part with following labels at the same time No. 1A.
- (4) Please use this part with following labels at the same time No. 30A 30B. (5) Labels are not illustrated.
- (6) Cabin spec.
- (7) Fig.5 Ref.No.9-1&26.

Fig.36. SEAT & SEAT MOUNT

(A)=V3-6(US)
(B)=V3-6(AS)
(C)=V3-6(NZ)

(D)=
(E)=
(F)=



Remarks

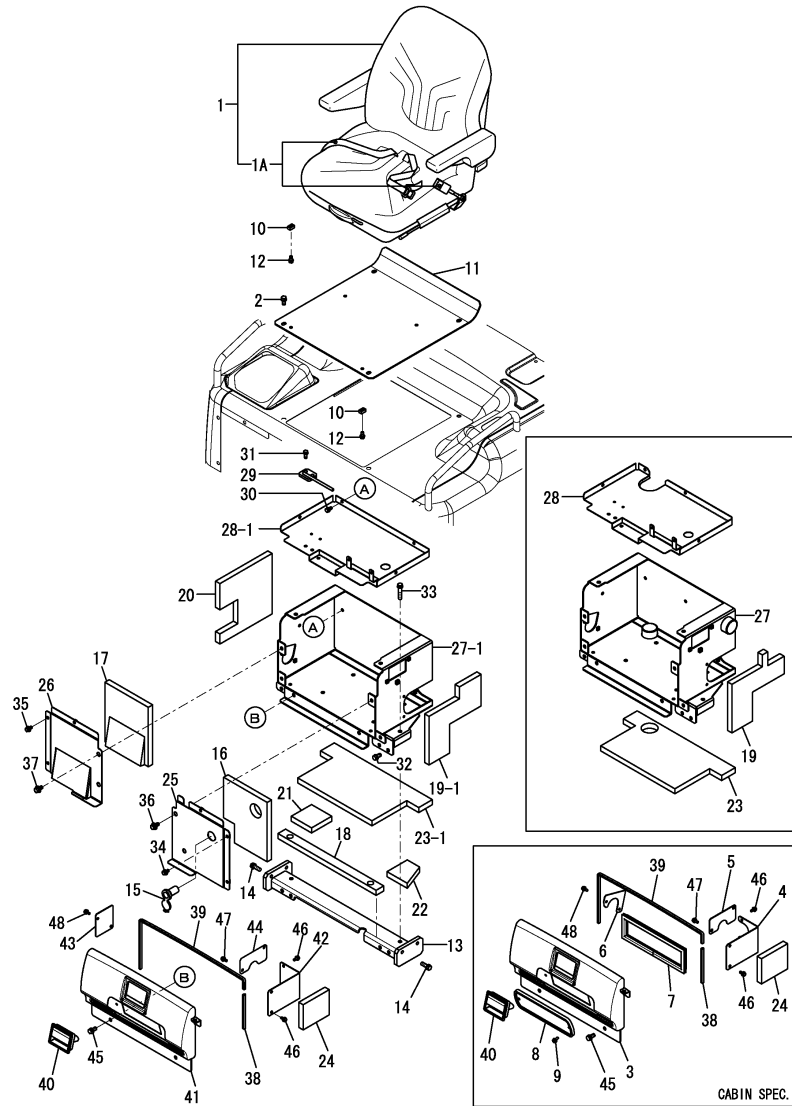
- (1)Cabin spec.
- (2)Please use this part with following labels at the same time
Ref.No. 26A,26B.
- (3)Please use this part with following labels at the same time
Ref.No. 41A,41B-1,41C-1.
- (4)Labels are not illustrated.

REF.	LEV.	PARTS NO.	DESCRIPTION	Q'TY						I	R
				(A)	(B)	(C)	(D)	(E)	(F)		
1	1	172538-64050	SEAT ASSY,GS12	1	1	1					
1A	2	172538-64060	SEATBELT ASSY	1	1	1					W
		(A=MXXXXX) (B=MXXXXX) (C=MXXXXX)									
2	1	26013-100202	BOLT	4	4	4					
3	1	172538-19502-2	GRILL ASSY(YELLOW;2J)	1	1	1					1
3-1	1	172538-19502-Y	GRILL ASSY	1	1	1					S 1
		(A=M61501) (B=M61501) (C=M61501)									
4	1	172538-19600-1	COVER,HOSE (GRAY:49)	1	1	1					1
5	1	172538-19610-1	COVER,HARNESS(GRAY49)	1	1	1					1
6	1	172538-19620-1	COVER,DEF (GRAY:49)	1	1	1					1
7	1	172538-19730	RUBBER SEAL 655	1	1	1					1
8	1	172187-61690	VENTILATOR	1	1	1					1
9	1	26014-060162	BOLT	2	2	2					1
10	1	172527-64350	PLATE	4	4	4					
11	1	172538-64470-1	PLATE ,SEAT A AS(2J)	1	1	1					
11-1	1	172538-64470-Y	PLATE ASSY,SEAT A AS	1	1	1					S
		(A=M61501) (B=M61501) (C=M61501)									
12	1	26013-080162	BOLT	4	4	4					
13	1	172538-64101-1	CHANNEL ASSY(GRAY:49)	1	1	1					
14	1	26013-100302	BOLT	4	4	4					
15	1	172A64-17250	SOCKET ASSY	1	1	1					
16	1	172538-60140	EV A,COVER L	1	1	1					
17	1	172538-60150	EV B,COVER R	1	1	1					
18	1	172538-60160	EV A,BOX	1	1	1					
19	1	172538-60170	EV B,BOX	1							
19-1	1	172538-60171	EV B,BOX	1	1	1					S
		(A=M/#60747)									
20	1	172538-60180	EV C,BOX	1	1	1					
21	1	172538-60190	EV D,BOX	1	1	1					
22	1	172538-60200	EV E,BOX	1	1	1					
23	1	172538-60210	EV F,BOX	1							
23-1	1	172538-60211	EV F,BOX	1	1	1					S
		(A=M/#60747)									
24	1	172538-60220	EV A,COVER	1	1	1					
25	1	172538-64301-2	PLATE ASSY,A (2J)	1	1	1					
25-1	1	172538-64301-Y	PLATE ASSY,A	1	1	1					S
		(A=M61501) (B=M61501) (C=M61501)									
26	1	172538-64320-2	PLATE ASSY,B (2J)	1	1	1					2
26-1	1	172538-64320-Y	PLATE ASSY,B	1	1	1					S 2
		(A=M61501) (B=M61501) (C=M61501)									
26A	1	172463-03290	LABEL, HYD.OIL	1	1	1					4
26B	1	172437-03322	LABEL, RESEVOIR	1	1	1					4
27	1	172538-64500-1	SEAT MOUNT ASSY (49)	1							
27-1	1	172538-64501	SEAT MOUNT ASSY (49)	1	1	1					S
		(A=M/#60747)									
28	1	172538-64640-1	COVER,SEAT ASSY (49)	1							
28-1	1	172538-64641	COVER,SEAT ASSY (49)	1	1	1					S
		(A=M/#60747)									
29	1	172538-64690-1	CATCH,GRILLE ASSY(49)	1	1	1					
30	1	26013-080162	BOLT	3	3	3					
31	1	26013-080202	BOLT	2	2	2					

Fig.36. SEAT & SEAT MOUNT

(A)=V3-6(US)
(B)=V3-6(AS)
(C)=V3-6(NZ)

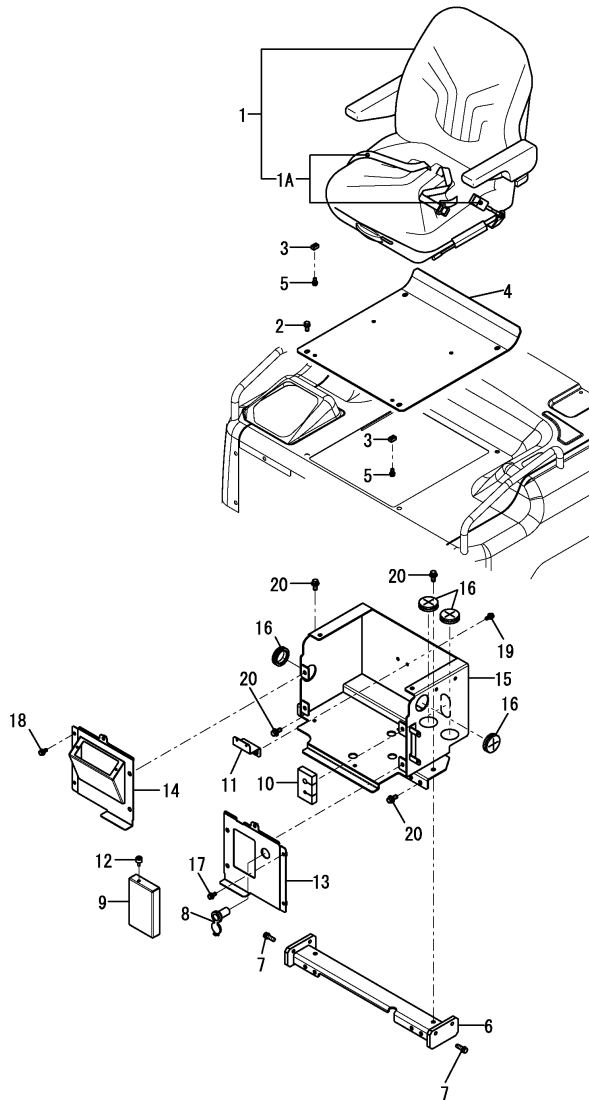
(D)=
(E)=
(F)=



REF.	LEV.	PARTS NO.	DESCRIPTION	QTY						I	R
				(A)	(B)	(C)	(D)	(E)	(F)		
32	1	26013-100202	BOLT	4	4	4					
33	1	26013-100502	BOLT	2	2	2					
34	1	26014-080162	BOLT	3	3	3					
35	1	26014-080162	BOLT	3	3	3					
36	1	26014-100202	BOLT	2	2	2					
37	1	26014-100202	BOLT	2	2	2					
38	1	172538-19700	SEAL,135	1	1	1					
39	1	172538-19710	SEAL,690	1	1	1					
40	1	172187-61421	HANDLE, LOCK	1	1	1					
41	1	172538-64751-2	GRILL ASSY (2J)	1	1	1					3
41-1	1	172538-64751-Y	GRILL ASSY	1	1	1					S 3
		(A=M61501) (B=M61501) (C=M61501)									
41A	1	172437-03343	LABEL, TRANSPORT	1	1	1					4
41B	1	172538-03730	LABEL,FUSE US	1							4
41B-1	1	172538-03731	LABEL,FUSE US	1	1	1					S 4
		(A=M/#60747)									
41C	1	172538-03780	LABEL,FUSE CAB US	1							4
41C-1	1	172538-03781	LABEL,FUSE CAB US	1	1	1					S 4
		(A=M/#60747)									
42	1	172538-64790-1	COVER A (GRAY:49)	1	1	1					
43	1	172538-64800-1	COVER B (GRAY:49)	1	1	1					
44	1	172538-19610-1	COVER,HARNESS(GRAY49)	1	1	1					
45	1	26013-100202	BOLT	2	2	2					
46	1	26014-060162	BOLT	4	4	4					
47	1	26014-060162	BOLT	2	2	2					
48	1	26014-060162	BOLT	2	2	2					

- Remarks
- (1)Cabin spec.
 - (2)Please use this part with following labels at the same time
Ref.No. 26A,26B.
 - (3)Please use this part with following labels at the same time
Ref.No. 41A,41B-1,41C-1.
 - (4)Labels are not illustrated.

Fig.37. SEAT & SEAT MOUNT(AIR CON.SPEC.)



(A)=V3-6(US)

(B)=V3-6(AS)

(C)=V3-6(NZ)

(D)=

(E)=

(F)=

REF.	LEV.	PARTS NO.	DESCRIPTION	QTY						I	R
				(A)	(B)	(C)	(D)	(E)	(F)		
1	1	172538-64050	SEAT ASSY,GS12	1	1	1					
1A	2	172538-64060	SEATBELT ASSY	1	1	1					W
		(A=MXXXXX) (B=MXXXXX) (C=MXXXXX)									
2	1	26013-100202	BOLT	4	4	4					
3	1	172527-64350	PLATE	4	4	4					
4	1	172538-64470-1	PLATE ,SEAT A AS(2J)	1	1	1					
4-1	1	172538-64470-Y	PLATE ASSY,SEAT A AS	1	1	1					S
		(A=M61501) (B=M61501) (C=M61501)									
5	1	26013-080162	BOLT	4	4	4					
6	1	172538-64101-1	CHANNEL ASSY(GRAY:49	1	1	1					
7	1	26013-100302	BOLT	4	4	4					
8	1	172A64-17250	SOCKET ASSY	1	1	1					
9	1	172539-18650	COVER,HUSE ASSY (2J)	1	1	1					
9-1	1	172539-18650-Y	COVER,HUSE ASSY	1	1	1					S
		(A=M61501) (B=M61501) (C=M61501)									
10	1	172539-18670	SEAL,HOSE	1	1	1					
11	1	172539-18700	BRACKET,ASSY (49)	1	1	1					
12	1	1F4190-41040	BOLT 6X15,WING	1	1	1					
13	1	172539-64300	PLATE A,A/C ASSY(2J)	1	1	1					
13-1	1	172539-64300-Y	PLATE A,A/C ASSY	1	1	1					S
		(A=M61501) (B=M61501) (C=M61501)									
14	1	172539-64320	PLATE B,A/C ASSY(2J)	1	1	1					1
14-1	1	172539-64320-Y	PLATE B,A/C ASSY	1	1	1					S 1
		(A=M61501) (B=M61501) (C=M61501)									
14A	1	172463-03290	LABEL, HYD.OIL	1	1	1					2
14B	1	172437-03322	LABEL, RESEVOIR	1	1	1					2
15	1	172539-64500	SEAT MOUNT,A/C (49)	1	1	1					
16	1	1A6260-85270	GROMMET	4	4	4					
17	1	26014-080202	BOLT	3	3	3					
18	1	26014-080202	BOLT	3	3	3					
19	1	26014-080202	BOLT	2	2	2					
20	1	26014-100252	BOLT	6	6	6					

Remarks

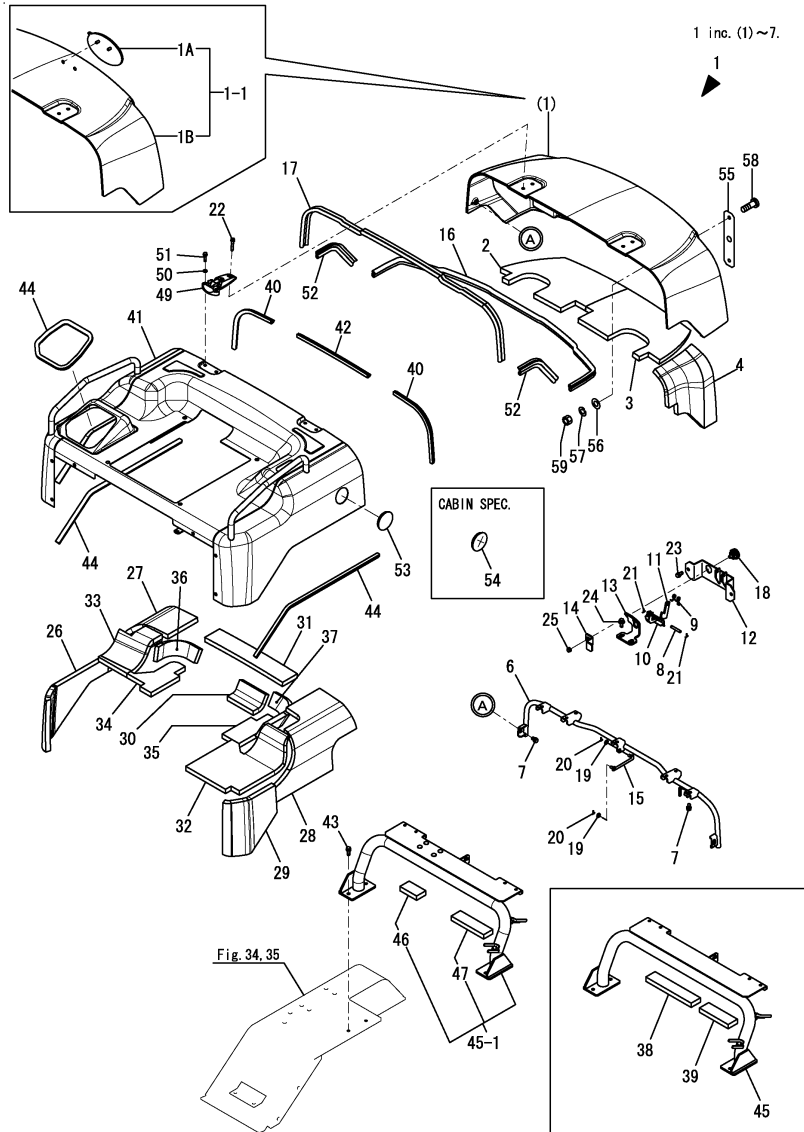
(1)Please use this part with following labels at the same time
Ref.No. 14A,14B.

(2)Labels are not illustrated.

Fig.38. BONNET

(A)=V3-6(US)
(B)=V3-6(AS)
(C)=V3-6(NZ)

(D)=
(E)=
(F)=



Remarks

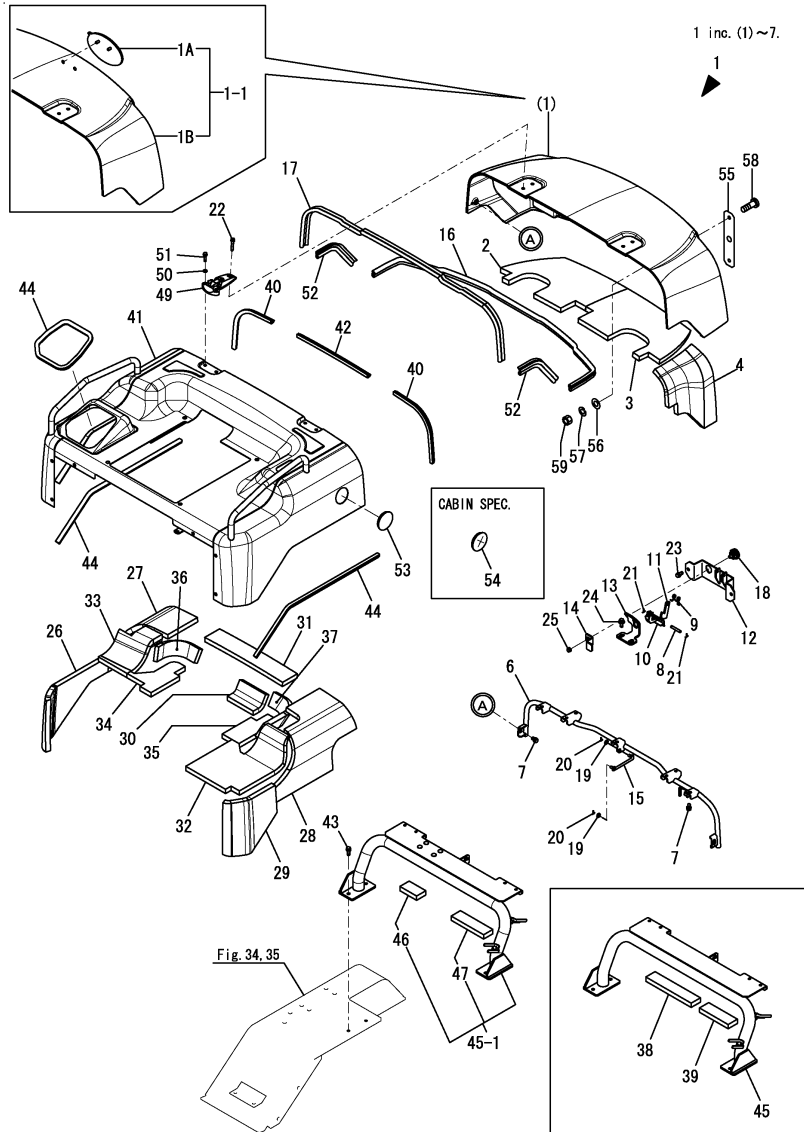
- (1) Please use this part with following labels at the same time
Ref.No. 7A,7B,7C,7D,7E.
- (2) Please use this part with following labels at the same time
Ref.No. 41A,41B,41C,41D.
- (3) Labels are not illustrated.

REF.	LEV.	PARTS NO.	DESCRIPTION	Q'TY						I	R
				(A)	(B)	(C)	(D)	(E)	(F)		
1	1	172538-65630-1	BONNET R ASSY,US(2J)	1	1	1					1
1-1	1	172538-08620	BONNET KIT,EMBLEM	1	1	1					S
		(A=M61501) (B=M61501) (C=M61501)									
1A	2	172538-03070	EMBLEM ASSY,M1 Y	1	1	1					W
		(A=M61501) (B=M61501) (C=M61501)									
1B	2	172539-65600	BONNET ASSY, REAR	1	1	1					W
		(A=M61501) (B=M61501) (C=M61501)									
2	3	172538-60750	EV A(R BONNET	1	1	1					
3	3	172538-60760	EV B(R BONNET	1	1	1					
4	3	172538-60770	EV C(R BONNET	1	1	1					
6	3	172538-66000-1	FRAME,BONNET (2J)	1	1	1					
6-1	3	172538-66000	FRAME, BONNET	1	1	1					S
		(A=M61501) (B=M61501) (C=M61501)									
7	3	26013-100162	BOLT		5						
7-1	3	26014-100162	BOLT	5	5	5					N
		(A=MZZZZZ)									
7A	1	172437-03402	LABEL, ENGINE COVER	1	1	1					3
7B	1	172A36-03411	LABEL, ENGINE ROOM	1	1	1					3
7C	1	172437-03422	LABEL, MUFFLER	1	1	1					3
7D	1	172538-03130	LABEL,REAR	1	1	1					3
7E	1	172538-03750	LABEL,CAUTION US	1	1	1					3
8	1	172734-65260	PIN, BONNET LEVER	1	1	1					
9	1	172734-65270	SPRING, CATCH	1	1	1					
10	1	172124-65450	LEVER ASSY, LOCK	1	1	1					
11	1	172124-65480	CATCHER	1	1	1					
12	1	172538-65740-2	PLATE ASSY,CATCH(2J)	1	1	1					
12-1	1	172538-65740-Y	PLATE ASSY,CATCH	1	1	1					S
		(A=M61501) (B=M61501) (C=M61501)									
13	1	172538-65780	PLATE,CATCH	1	1	1					
14	1	172538-65800	PLATE,ROCK	1	1	1					
15	1	172538-65821	ROD,STOPPER	1	1	1					
16	1	172538-65850	RUBBER SEAL 1330	1	1	1					
17	1	172538-65860	RUBBER SEAL 1415	1	1	1					
18	1	172164-66170	KEY ASSY, CYLINDER	1	1	1					
19	1	22137-080000	WASHER	2	2	2					
20	1	22417-200200	PIN, COTTER	2	2	2					
21	1	22417-200200	PIN, COTTER	2	2	2					
22	1	26013-080452	BOLT	4	4	4					
23	1	26013-100202	BOLT	2	2	2					
24	1	26014-100252	BOLT	2	2	2					
25	1	26347-100002	NUT	1	1	1					
26	1	172538-60600	EV A(F BONNET	1	1	1					
27	1	172538-60610	EV B(F BONNET	1	1	1					
28	1	172538-60630	EV D(F BONNET	1	1	1					
29	1	172538-60620	EV C(F BONNET	1	1	1					
30	1	172538-60680	EV J(F BONNET	1	1	1					
31	1	172538-60710	EV M(F BONNET	1	1	1					
32	1	172538-60640	EV E(F BONNET	1	1	1					
33	1	172538-60650	EV F(F BONNET	1	1	1					
34	1	172538-60660	EV G(F BONNET	1	1	1					
35	1	172538-60670	EV H(F BONNET	1	1	1					

Fig.38. BONNET

(A)=V3-6(US)
(B)=V3-6(AS)
(C)=V3-6(NZ)

(D)=
(E)=
(F)=

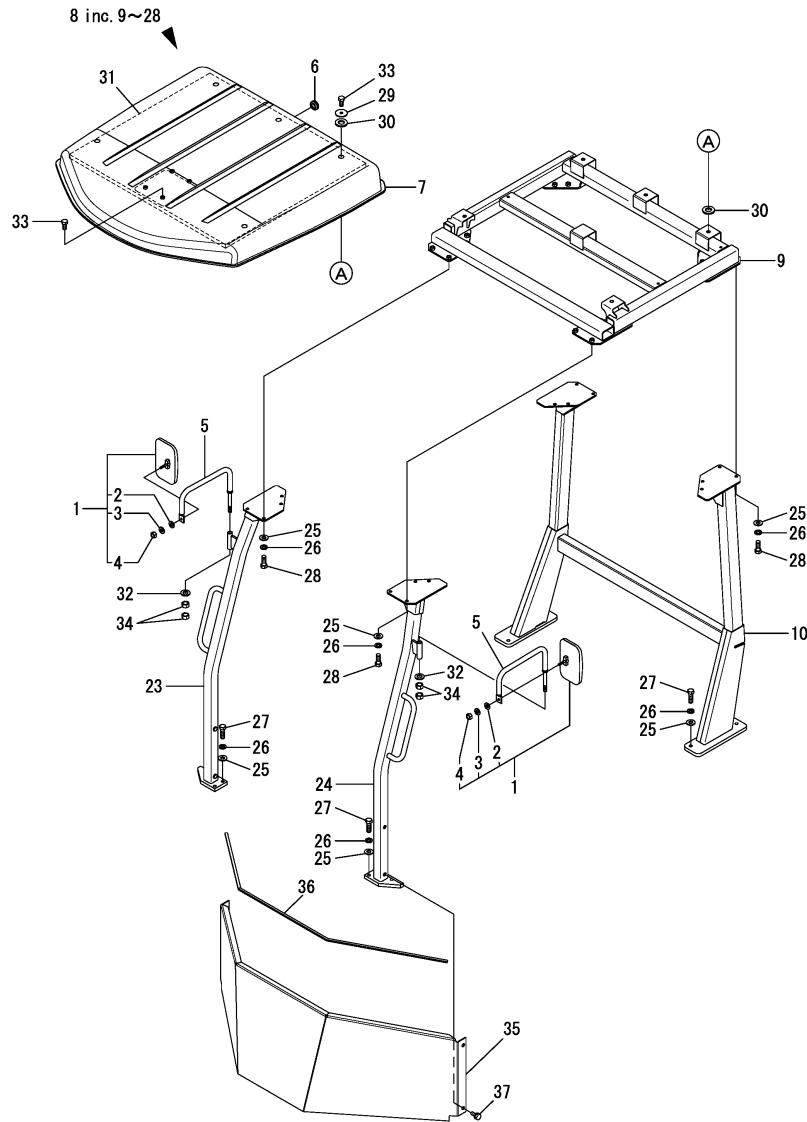


REF.	LEV.	PARTS NO.	DESCRIPTION	Q'TY						I	R
				(A)	(B)	(C)	(D)	(E)	(F)		
36	1	172538-60690	EV K(F BONNET	1	1	1					
37	1	172538-60700	EV L(F BONNET	1	1	1					
38	1	172538-60721	EV N(F BONNET	1							Z
(A=M/#60747)											
39	1	172538-60731	EV P(F BONNET	1							Z
(A=M/#60747)											
40	1	172487-64780	RUBBER,SEAL 365	2	2	2					
41	1	172538-65111-1	BONNET ASSY,F (2J)	1	1	1					2
41-1	1	172538-65111-Y	BONNET ASSY,F	1	1	1					S 2
(A=M61501) (B=M61501) (C=M61501)											
41A	1	172511-03230	LABEL	1	1	1					3
41B	1	172527-03620	LABEL	1	1	1					3
41C	1	172538-03720	LABEL,P.BRAKE US	1	1	1					3
41D	1	172524-03471	LABEL	1	1	1					3
42	1	172538-65310	RUBBER SEAL 380	1	1	1					
43	1	26013-100302	BOLT	4	4	4					
44	1	172538-65320	RUBBER SEAL 625	3	3	3					
45	1	172538-65401	FRAME,BONNET ASY(49)	1							
45-1	1	172538-65380	FRAME ASSY,BONNET(49)	1	1	1					N
(A=M/#60747)											
46	2	172538-60722	EV N(F BONNET	1	1	1					W
(A=M/#60747)											
47	2	172538-60731	EV P(F BONNET	1	1	1					W
(A=M/#60747)											
49	1	172538-65650-2	HINGE (YELLOW:2J)	2	2	2					
49-1	1	172538-65650-Y	HINGE	2	2	2					S
(A=M61501) (B=M61501) (C=M61501)											
50	1	22137-080000	WASHER	4	4	4					
51	1	26013-080302	BOLT	4	4	4					
52	1	172183-13480	RUBBER, SEAL	2	2	2					
53	1	172730-61890	CAP, ENGINE COVER	1	1	1					
54	1	172538-65300	CAP,ENGINE COVER	1	1	1					
55	1	172538-65950-1	PLATE,BONNET	1	1	1					W
(A=M61069) (B=M61069) (C=M61069)											
56	1	22137-040000	WASHER	2	2	2					W
(A=M61069) (B=M61069) (C=M61069)											
57	1	22217-040000	WASHER, SPRING	2	2	2					W
(A=M61069) (B=M61069) (C=M61069)											
58	1	26587-040122	SCREW	2	2	2					W
(A=M61069) (B=M61069) (C=M61069)											
59	1	26716-040002	NUT	2	2	2					W
(A=M61069) (B=M61069) (C=M61069)											

Remarks

- (1)Please use this part with following labels at the same time Ref.No. 7A,7B,7C,7D,7E.
- (2)Please use this part with following labels at the same time Ref.No. 41A,41B,41C,41D.
- (3)Labels are not illustrated.

Fig.39. CANOPY



Remarks

- (1)Please use this part with following labels at the same time
Ref. No. 28A,28B,28C,28D.
- (2)Labels are not illustrated.

(A)=V3-6(US)
(B)=V3-6(AS)
(C)=V3-6(NZ)

(D)=
(E)=
(F)=

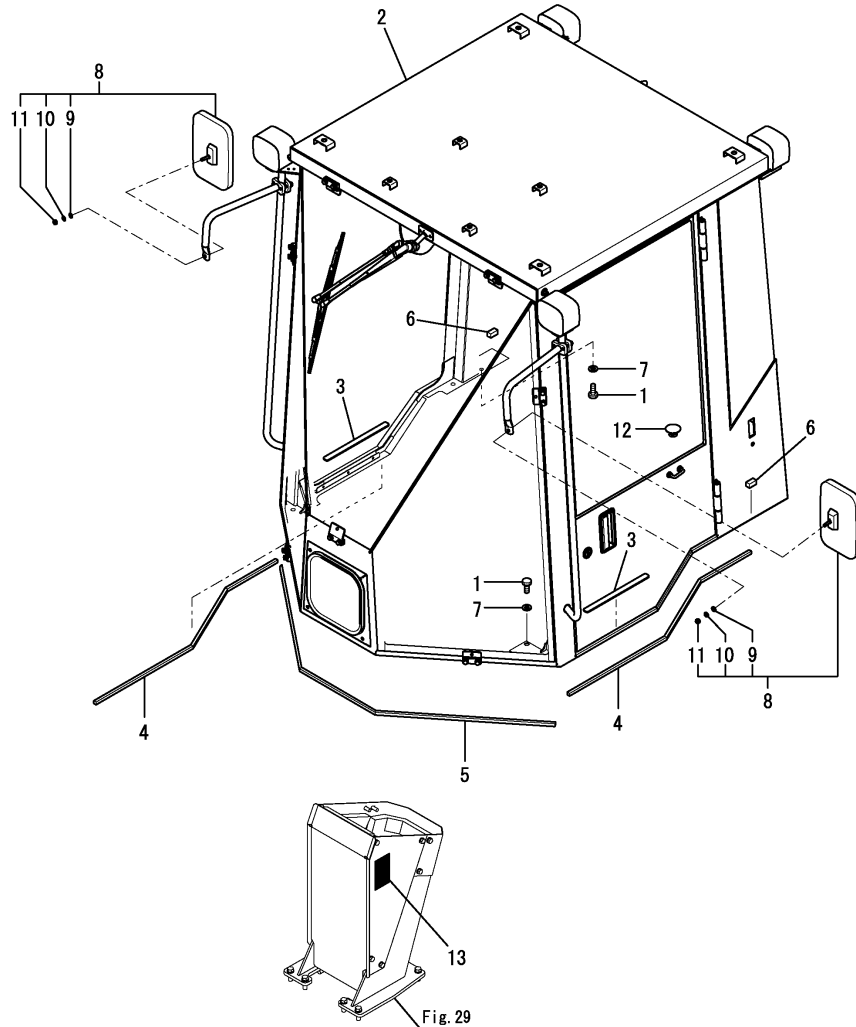
REF.	LEV.	PARTS NO.	DESCRIPTION	Q'TY						I	R
				(A)	(B)	(C)	(D)	(E)	(F)		
1	1	172524-06901	MIRROR ASSY, BACK	2	2	2					
2	2	22137-080000	WASHER	2	2	2					
3	2	22217-080000	WASHER, SPRING	2	2	2					
4	2	26716-080002	NUT	2	2	2					
5	1	172538-67900	FRAME ASSY,MIRROR(49	2	2	2					
6	1	172527-17830	CAP	1	1	1					
7	1	172527-68512	ROOF ASSY(YELLOW:2J)	1	1	1					
7-1	1	172527-68512-Y	ROOF ASSY	1	1	1					S
		(A=M61501) (B=M61501) (C=M61501)									
8	1	172538-69590	FRAME ASSY,ROPS (49)	1	1	1					1
9	2	172538-69600-1	FRAME ,ROOF(ROPS(49)	1	1	1					
10	2	172538-69750-1	FRAME ,REAR(ROPS(49)	1	1	1					
23	2	172538-69880-1	FRAME ,FL(ROPS (49)	1	1	1					
24	2	172538-69960-1	FRAME ,FR(ROPS (49)	1	1	1					
25	2	22137-120000	WASHER	28	28	28					
26	2	22217-120000	WASHER, SPRING	28	28	28					
27	2	26076-120352	BOLT	12	12	12					
28	2	26076-120402	BOLT	16	16	16					
28A	1	172437-03302	LABEL, MANUAL	1	1	1					2
28B	1	172524-03621	LABEL	1	1	1					2
28C	1	172524-03642	LABEL, CONTACT US	1	1	1					2
28D	1	172437-03441	LABEL, ROPS	1	1	1					2
29	1	172524-68710	WASHER	5	5	5					
30	1	172524-68720	SEAL	10	10	10					
31	1	172527-62850	SEAL	1	1	1					
32	1	22137-140000	WASHER	2	2	2					
33	1	26116-080162	BOLT	9	9	9					
34	1	26736-140002	NUT	4	4	4					
35	1	172538-61200-1	COVER,OPERATING (49)	1	1	1					
35-1	1	172538-61200-Y	COVER,OPERATING	1	1	1					S
		(A=M61501) (B=M61501) (C=M61501)									
36	1	172538-61250	SEAL,1250	1	1	1					
37	1	26013-100202	BOLT	6	6	6					

Fig.40. CABIN(CENTER DEFROSTER SPEC.)

(A)=V3-6(US)
(B)=V3-6(AS)
(C)=V3-6(NZ)

(D)=
(E)=
(F)=

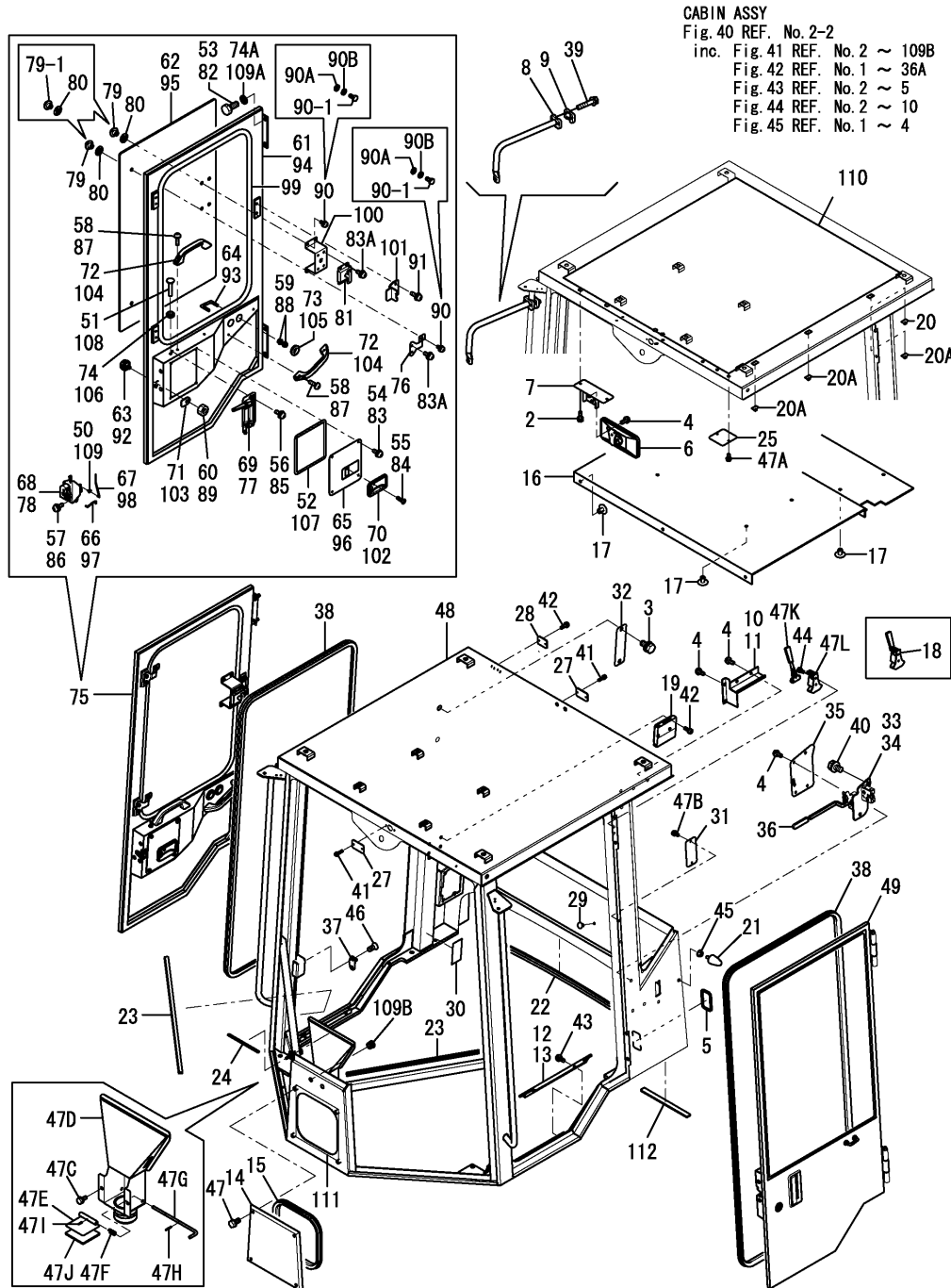
CABIN ASSY
Fig. 40 REF. NO. 2~2
inc. Fig. 41 REF. No. 2~109B
Fig. 42 REF. No. 1~36A
Fig. 43 REF. No. 2~5
Fig. 44 REF. No. 2~10
Fig. 45 REF. No. 1~4



REF.	LEV.	PARTS NO.	DESCRIPTION	Q'TY						I	R	
				(A)	(B)	(C)	(D)	(E)	(F)			
1	1	172131-37170	BOLT M12X 30	12	12	12						
2	1	172538-68410	CABIN ASSY	1								1
2-1	1	172538-68411	CABIN US ASSY	1	1	1						N
(A=MZZZZZ)												
2-2	1	172538-68412-1	CABIN US ASSY	1	1	1						N
(A=MZZZZZ) (B=MZZZZZ) (C=MZZZZZ)												
2B	1	172437-03302	LABEL, MANUAL	1	1	1						2
2C	1	172524-03621	LABEL	1	1	1						2
2D	1	172524-03642	LABEL, CONTACT US	1	1	1						2
2E	1	172437-03441	LABEL, ROPS	1	1	1						2
3	1	172538-68450	SEAT, NON SLIP	2	2	2						
4	1	172538-68460	SEAL, 10X10X1000	2	2	2						
5	1	172538-68470	SEAL, 10X10X1770	1	1	1						
6	1	172538-68480	SEAL, 15X15X30	2	2	2						
7	1	22217-120000	WASHER, SPRING	12	12	12						
8	1	172524-06901	MIRROR ASSY, BACK	2	2	2						
9	2	22137-080000	WASHER	2	2	2						
10	2	22217-080000	WASHER, SPRING	2	2	2						
11	2	26716-080002	NUT	2	2	2						
12	1	172176-68210	CLIP, TREE	2	2	2						
13	1	172538-03850	LABEL, DEFROSTER US	1	1	1						W
(A=M60815)												

Remarks
(1) Please use this part with following labels at the same time
Ref. No. 2B, 2C, 2D, 2E.
(2) Labels are not illustrated.

Fig.41. CABIN(DOOR)(CENTER DEFROSTER SPEC.)



CABIN ASSY
 Fig.40 REF. No.2-2
 inc. Fig.41 REF. No.2 ~ 109B
 Fig.42 REF. No.1 ~ 36A
 Fig.43 REF. No.2 ~ 5
 Fig.44 REF. No.2 ~ 10
 Fig.45 REF. No.1 ~ 4

(A)=V3-6(US)

(B)=V3-6(AS)

(C)=V3-6(NZ)

(D)=

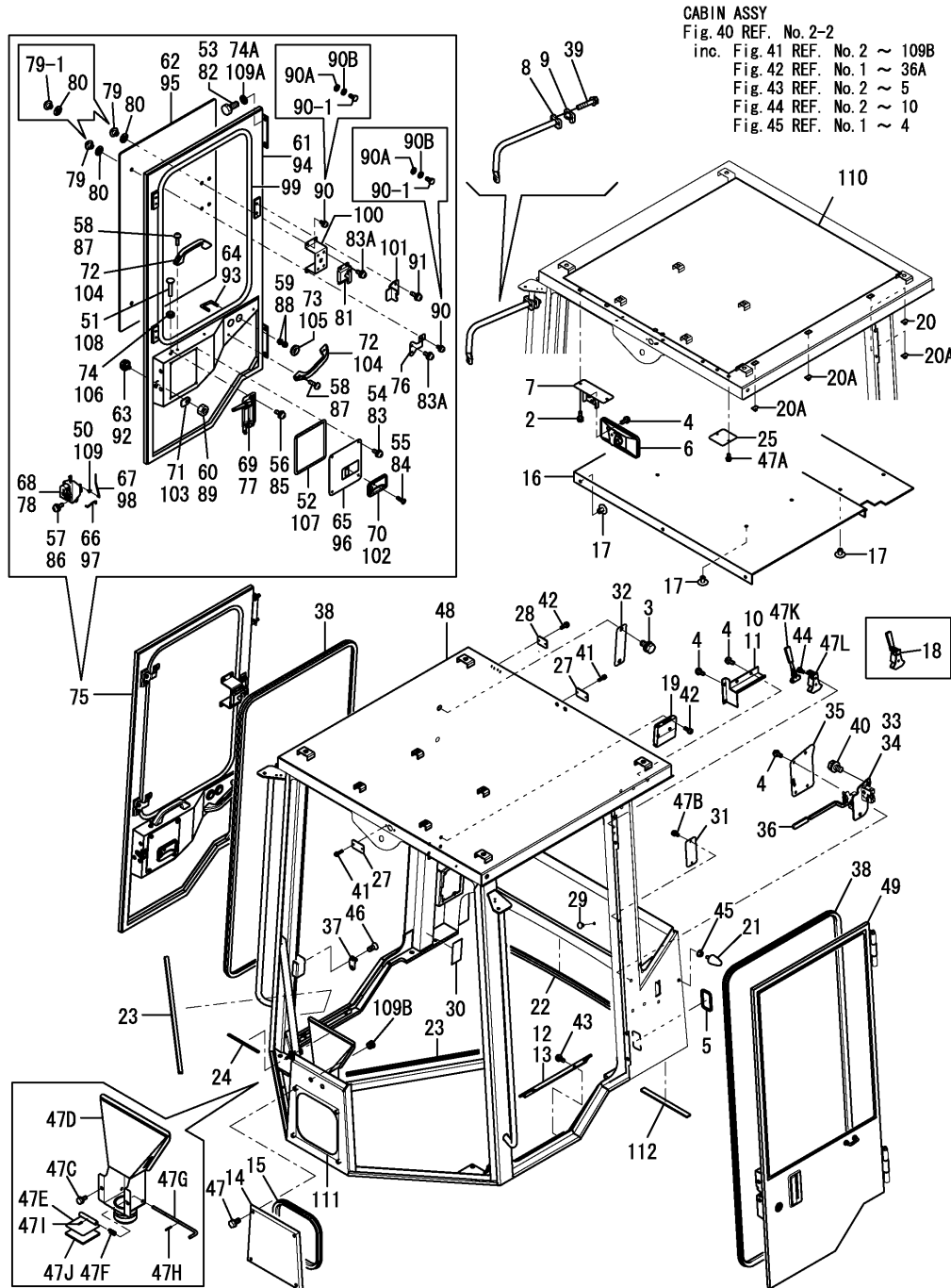
(E)=

(F)=

REF.	LEV.	PARTS NO.	DESCRIPTION	QTY						I	R
				(A)	(B)	(C)	(D)	(E)	(F)		
2	3	172538-67770	BOLT,M6X16 BK	2	2	2					
3	3	172538-67750	BOLT,M10X20 BK	2	2	2					
4	3	172538-67720	SCREW	23	23	23					
4-1	3	172538-67720	SCREW	19	19	19					K
		(A=MZZZZZ) (B=MZZZZZ) (C=MZZZZZ)									
5	3	172538-67010	GROMMET	1	1	1					
6	3	172538-67030	ROOM MIRROR	1	1	1					
7	3	172538-67040	BRACKET	1	1	1					
8	3	172538-67060	STAY,MIRROR	2	2	2					
9	3	172538-67070	CLAMP	2	2	2					
10	3	172538-67090	COVER,LH	1	1	1					
11	3	172538-67100	COVER,RH	1	1	1					
12	3	172538-67120	DOOR,STEP LH	1	1	1					
13	3	172538-67130	DOOR,STEP RH	1	1	1					
14	3	172538-67150	COVER	1	1	1					
15	3	172538-67160	RUBBER,S OC 01	1	1	1					
16	3	172538-67180	SEAT,INTERIOR	1	1	1					
17	3	172538-67190	CLIP	13	13	13					
18	3	172538-67210	HUMMER ASSY	1							Z
		(A=*2008.12)									
19	3	172538-67230	DRINK HOLDER	1	1	1					
20	3	172538-67250	CLIP	5	5	5					
20-1	3	172538-67250	CLIP	2	2	2					K
		(A=MZZZZZ) (B=MZZZZZ) (C=MZZZZZ)									
20A	3	172538-67260	CLIP	3	3	3					W
		(A=MZZZZZ) (B=MZZZZZ) (C=MZZZZZ)									
21	3	172538-67270	STOPPER,BUBBER	2	2	2					
22	3	172538-67290	RUBBER,P	1	1	1					
23	3	172538-67310	RUBBER,G	2	2	2					
24	3	172538-67330	RUBBER	1	1	1					
25	3	172538-67350	COVER	1	1	1					
27	3	172538-67390	BRACKET	2	2	2					
28	3	172538-67410	BRACKET	1	1	1					
29	3	172538-67430	CLIP	2	2	2					
30	3	172538-67450	PLATE,NAME	1	1	1					
31	3	172538-67470	COVER	1	1	1					
32	3	172538-67490	COVER	1	1	1					
33	3	172538-67510	CATCH ASSY,LH	1	1	1					
34	3	172538-67520	CATCH ASSY,RH	1	1	1					
35	3	172538-67530	CATCH,COVER	2	2	2					
36	3	172538-67540	COVER,LEVER	2	2	2					
37	3	172538-67560	STRIKER	2	2	2					
38	3	172538-67590	RUBBER S	2	2	2					
39	3	172538-67610	BOLT,M8X40	4							
39-1	3	26014-080402	BOLT	4	4	4					N
		(A=*2008.12)									
40	3	172538-67620	BOLT,M10X20	8							
40-1	3	26014-100202	BOLT	8	8	8					N
		(A=*2008.12)									
41	3	172538-67640	SCREW	4	4	4					
42	3	172538-67650	SCREW	6	6	6					

N:Old $\xrightarrow{\text{Yes}}$ New, Q:Old $\xrightarrow{\text{No}}$ New, R:Old $\xrightarrow{\text{Yes}}$ New, S:Old $\xrightarrow{\text{No}}$ New, W:Add, Z:Discontinued, F:Interchangeable by set, K:Q'ty Change
 ++ CONTINUE ++
 (C)Copyrights YANMAR CO.,LTD.

Fig.41. CABIN(DOOR)(CENTER DEFROSTER SPEC.)



(A)=V3-6(US)

(B)=V3-6(AS)

(C)=V3-6(NZ)

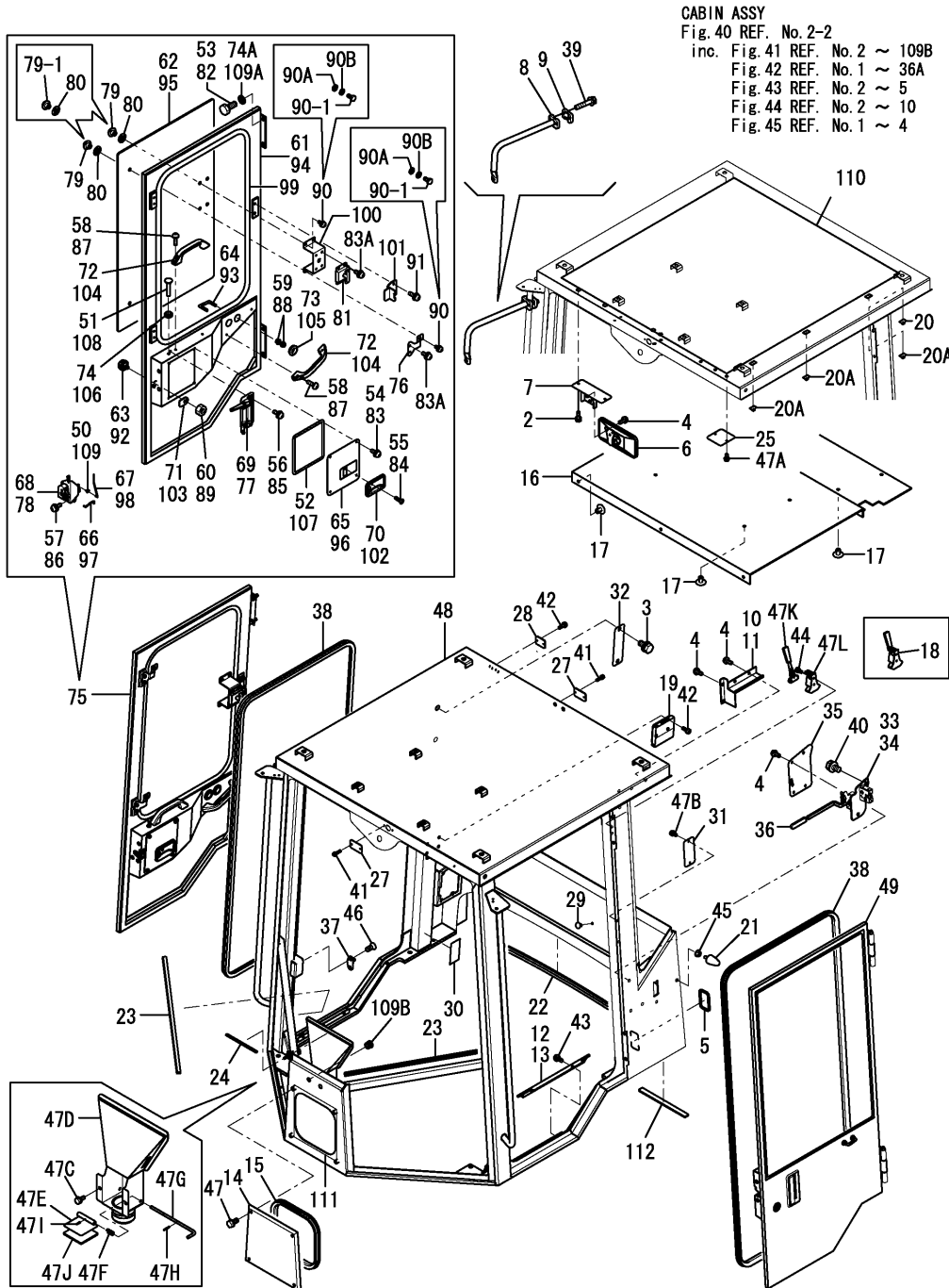
(D)=

(E)=

(F)=

REF.	LEV.	PARTS NO.	DESCRIPTION	Q'TY						I	R
				(A)	(B)	(C)	(D)	(E)	(F)		
43	3	172538-67660	SCREW	4	4	4					
44	3	172538-67670	S-TIGHT,M5X12 BK	8	8	8					
45	3	172538-67680	NUT, FLANGE	2	2	2					
46	3	172538-67690	SCREW,M8	4	4	4					
47	3	172538-67710	BOLT,M8 BK	4	4	4					
47A	3	172538-67670	S-TIGHT,M5X12 BK	2	2	2					W
		(A=*2008.12)									
47B	3	172538-67670	S-TIGHT,M5X12 BK	2	2	2					W
		(A=*2008.12)									
47C	3	172538-67710	BOLT,M8 BK	2	2	2					W
		(A=*2008.12)									
47C-1	3	172A69-69180	BOLT	2	2	2					N
		(A=MZZZZZ) (B=MZZZZZ) (C=MZZZZZ)									
47D	3	172538-68620	DEFROSTER CMP	1	1	1					W
		(A=*2008.12)									
47E	3	172538-68630	AIR SHIELD CMP	1	1	1					W
		(A=*2008.12)									
47F	3	172538-68640	SPRING	1	1	1					W
		(A=*2008.12)									
47G	3	172538-68650	LEVER	1	1	1					W
		(A=*2008.12)									
47H	3	172538-68660	PIN	1	1	1					W
		(A=*2008.12)									
47I	3	172538-68670	PIN	1	1	1					W
		(A=*2008.12)									
47J	3	172538-68680	URETHANE	1	1	1					W
		(A=*2008.12)									
47K	3	172A69-69790	HAMMER	1	1	1					W
		(A=*2008.12)									
47L	3	172A69-69800	BRACKET, HAMMER	1	1	1					W
		(A=*2008.12)									
48	2	172538-68010	PANEL ASSY,CAB	1	1	1					
49	2	172538-68700	DOOR ASSY	1	1	1					
50	3	172538-68960	HOLDER, LINK	2	2	2					
51	3	172538-68950	KNOB	1	1	1					
52	3	172538-68940	SEAL,PACKING	1	1	1					
53	3	172538-67630	BOLT	4							
53-1	3	26076-100252	BOLT	4	4	4					N
		(A=*2008.12)									
54	3	172538-67720	SCREW	4	4	4					
55	3	172538-67780	SCREW	1	1	1					
56	3	172538-67790	SCREW,M6X14	2							
56-1	3	26023-060142	SCREW	2	2	2					N
		(A=*2008.12)									
56-2	3	172538-67660	SCREW	2	2	2					N
		(A=MZZZZZ) (B=MZZZZZ) (C=MZZZZZ)									
57	3	172538-67800	SCREW,M6X16	3							
57-1	3	26023-060162	SCREW	3	3	3					N
		(A=*2008.12)									
57-2	3	172538-67720	SCREW	3	3	3					N
		(A=MZZZZZ) (B=MZZZZZ) (C=MZZZZZ)									

Fig.41. CABIN(DOOR)(CENTER DEFROSTER SPEC.)



(A)=V3-6(US)

(B)=V3-6(AS)

(C)=V3-6(NZ)

(D)=

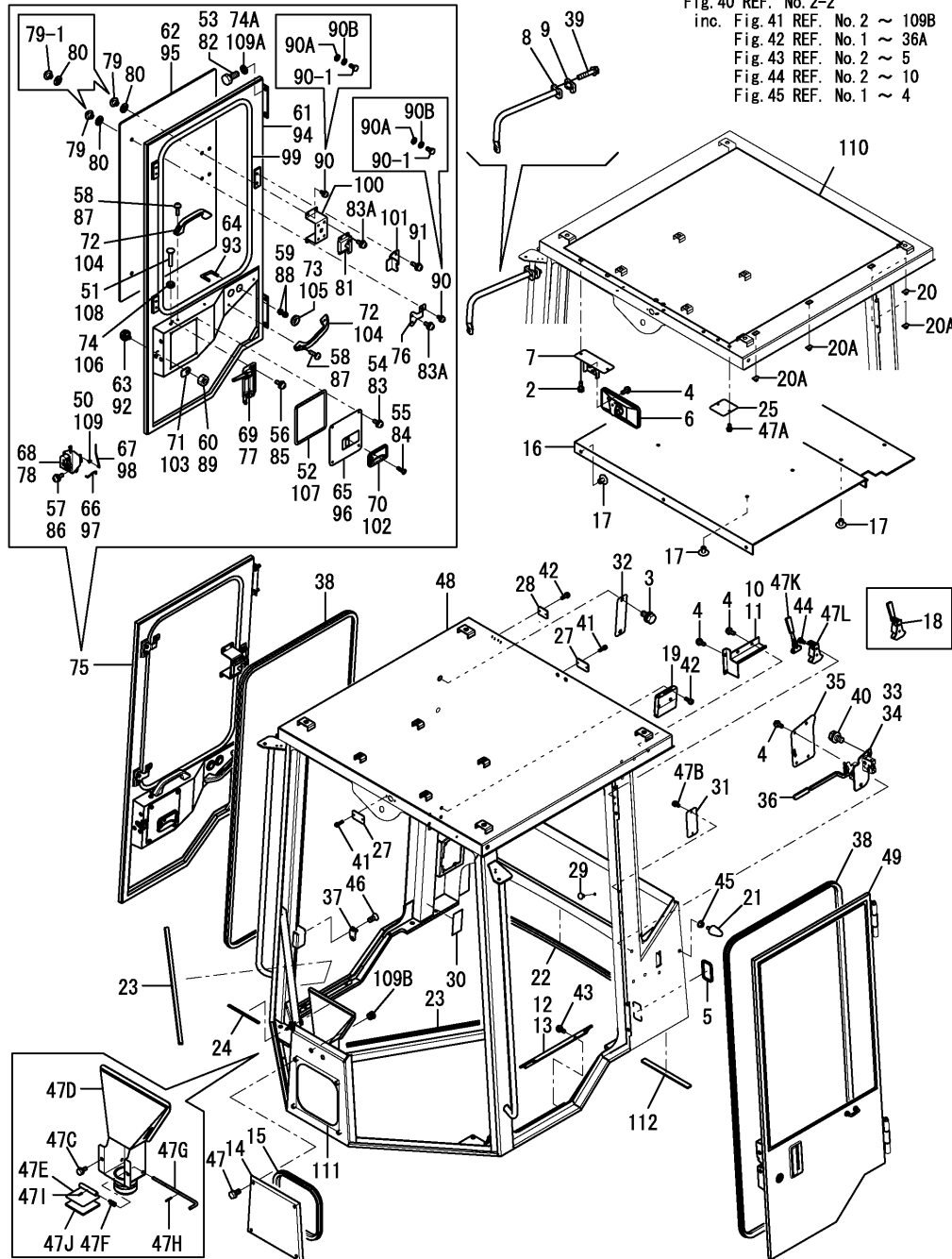
(E)=

(F)=

REF.	LEV.	PARTS NO.	DESCRIPTION	QTY						I	R
				(A)	(B)	(C)	(D)	(E)	(F)		
58	3	172538-67810	SCREW,M6X20		2						
58-1	3	26023-060202	SCREW		4	4	4				N
		(A=*2008.12)									
58-2	3	172538-67860	SCREW,M6X20 BK		4	4	4				N
		(A=MZZZZZ) (B=MZZZZZ) (C=MZZZZZ)									
59	3	172538-67820	NUT,M8 BK		4	4	4				
60	3	172538-67830	NUT M10		1	1	1				
61	3	172538-68710	PANEL ASSY,DOOR LH		1	1	1				
62	3	172538-68720	GLASS,DOOR LH		1	1	1				
63	3	172538-68730	CYLINDER ASSY, KEY		1	1	1				
64	3	172538-68740	BOLT,U		1	1	1				
65	3	172538-68750	COVER,LH		1	1	1				
66	3	172538-68760	ROD,LH		1	1	1				
67	3	172538-68770	ROD,LH		1	1	1				
68	3	172538-68780	LOCK ASSY		1	1	1				
69	3	172538-68790	HANDLE ASSY LH		1	1	1				
70	3	172538-68890	HANDLE, INNER		1	1	1				
71	3	172538-68900	PLATE		1	1	1				
72	3	172538-68910	GRIP		1	1	1				
73	3	172538-68920	GROMMET		2	2	2				
74	3	172538-68930	GROMMET		1	1	1				
74A	3	22217-100000	WASHER, SPRING		4	4	4				W
		(A=*2008.12)									
75	2	172538-68800	DOOR ASSY		1						
75-1	2	172538-68801	DOOR ASSY,RH		1	1	1				N
		(A=MZZZZZ)									
76	3	172538-68990	SPRINGHINGE		2						
76-1	3	172538-68991	SPRINGHINGE		2	2	2				N
		(A=MZZZZZ)									
77	3	172538-68980	HANDLE ASSY RH		1	1	1				
78	3	172538-68970	LOCK ASSY RH		1	1	1				
79	3	172538-67550	RETAINER		6						
79-1	3	172538-67600	RETAINER,M6		6	6	6				S
		(A=MZZZZZ)									
80	3	172538-67570	PACKING		6	6	6				
81	3	172538-67580	DOORLOCK		1	1	1				
82	3	172538-67630	BOLT		4						
82-1	3	26076-100252	BOLT		4	4	4				N
		(A=*2008.12)									
83	3	172538-67720	SCREW		4	4	4				
83A	3	172538-67720	SCREW		8						
83A-1	3	172538-67980	BOLT,6X16 BK		8	8	8				N
		(A=MZZZZZ)									
84	3	172538-67780	SCREW		1	1	1				
85	3	172538-67790	SCREW,M6X14		2						
85-1	3	26023-060142	SCREW		2	2	2				N
		(A=*2008.12)									
85-2	3	172538-67660	SCREW		2	2	2				N
		(A=MZZZZZ) (B=MZZZZZ) (C=MZZZZZ)									
86	3	172538-67800	SCREW,M6X16		3						
86-1	3	26023-060162	SCREW		3	3	3				N

N:Old $\xrightarrow{\text{Yes}}$ New, Q:Old $\xrightarrow{\text{No}}$ New, R:Old $\xrightarrow{\text{Yes}}$ New, S:Old $\xrightarrow{\text{No}}$ New, W:Add, Z:Discontinued, F:Interchangeable by set, K:Q'ty Change
 ++ CONTINUE ++
 (C)Copyrights YANMAR CO.,LTD.

Fig.41. CABIN(DOOR)(CENTER DEFROSTER SPEC.)



OCS10-G53302 41. CABIN(DOOR)(CENTER DEFROSTER SPEC.)

(A)=V3-6(US)

(B)=V3-6(AS)

(C)=V3-6(NZ)

(D)=

(E)=

(F)=

REF.	LEV.	PARTS NO.	DESCRIPTION	QTY						I	R
				(A)	(B)	(C)	(D)	(E)	(F)		
86-2	3	172538-67720	SCREW	3	3	3					N
		(A=MZZZZZ) (B=MZZZZZ) (C=MZZZZZ)									
87	3	172538-67810	SCREW,M6X20	4							N
87-1	3	26023-060202	SCREW	4	4	4					N
		(A=*2008.12)									
87-2	3	172538-67860	SCREW,M6X20 BK	4	4	4					N
		(A=MZZZZZ) (B=MZZZZZ) (C=MZZZZZ)									
88	3	172538-67820	NUT.M8 BK	4	4	4					
89	3	172538-67830	NUT M10	1	1	1					
90	3	172538-67840	SCREW,M5X10 BK	6							
90-1	3	172538-67950	BOLT,6X12 BK	6	6	6					S
		(A=MZZZZZ)									
90A	3	172538-67960	WASHER,6 BK	6	6	6					W
		(A=MZZZZZ)									
90B	3	172538-67970	WASHER,6 BK	6	6	6					W
		(A=MZZZZZ)									
91	3	172538-67850	SCREW,M6X20 BK	2							
91-1	3	172538-67990	BOLT,6X20 BK	2	2	2					N
		(A=MZZZZZ)									
92	3	172538-68730	CYLINDER ASSY, KEY	1	1	1					
93	3	172538-68740	BOLT,U	1	1	1					
94	3	172538-68810	PANEL ASSY,DOOR RH	1	1	1					
95	3	172538-68820	GLASS,DOOR RH	1	1	1					
96	3	172538-68830	COVER,RH	1	1	1					
97	3	172538-68840	ROD,RH	1	1	1					
98	3	172538-68850	ROD,RH	1	1	1					
99	3	172538-68860	RUBBER,S	1	1	1					
100	3	172538-68870	BRACKET	1	1	1					
101	3	172538-68880	BRACKET	1	1	1					
102	3	172538-68890	HANDLE, INNER	1	1	1					
103	3	172538-68900	PLATE	1	1	1					
104	3	172538-68910	GRIP	2	2	2					
105	3	172538-68920	GROMMET	2	2	2					
106	3	172538-68930	GROMMET	1	1	1					
107	3	172538-68940	SEAL,PACKING	1	1	1					
108	3	172538-68950	KNOB	1	1	1					
109	3	172538-68960	HOLDER, LINK	2	2	2					
109A	3	22217-100000	WASHER, SPRING	4	4	4					W
		(A=*2008.12)									
109B	2	172538-68230	GROMMET	2	2	2					W
		(A=MZZZZZ) (B=MZZZZZ) (C=MZZZZZ)									
110	1	172538-60350	EV A,CABIN	1	1	1					
111	1	172538-60360	EV B,CABIN	1	1	1					
112	1	172538-60970	SEAL15X200X5	2	2	2					

Fig.42. CABIN(GLASS)(CENTER DEFROSTER SPEC.)

(A)=V3-6(US)

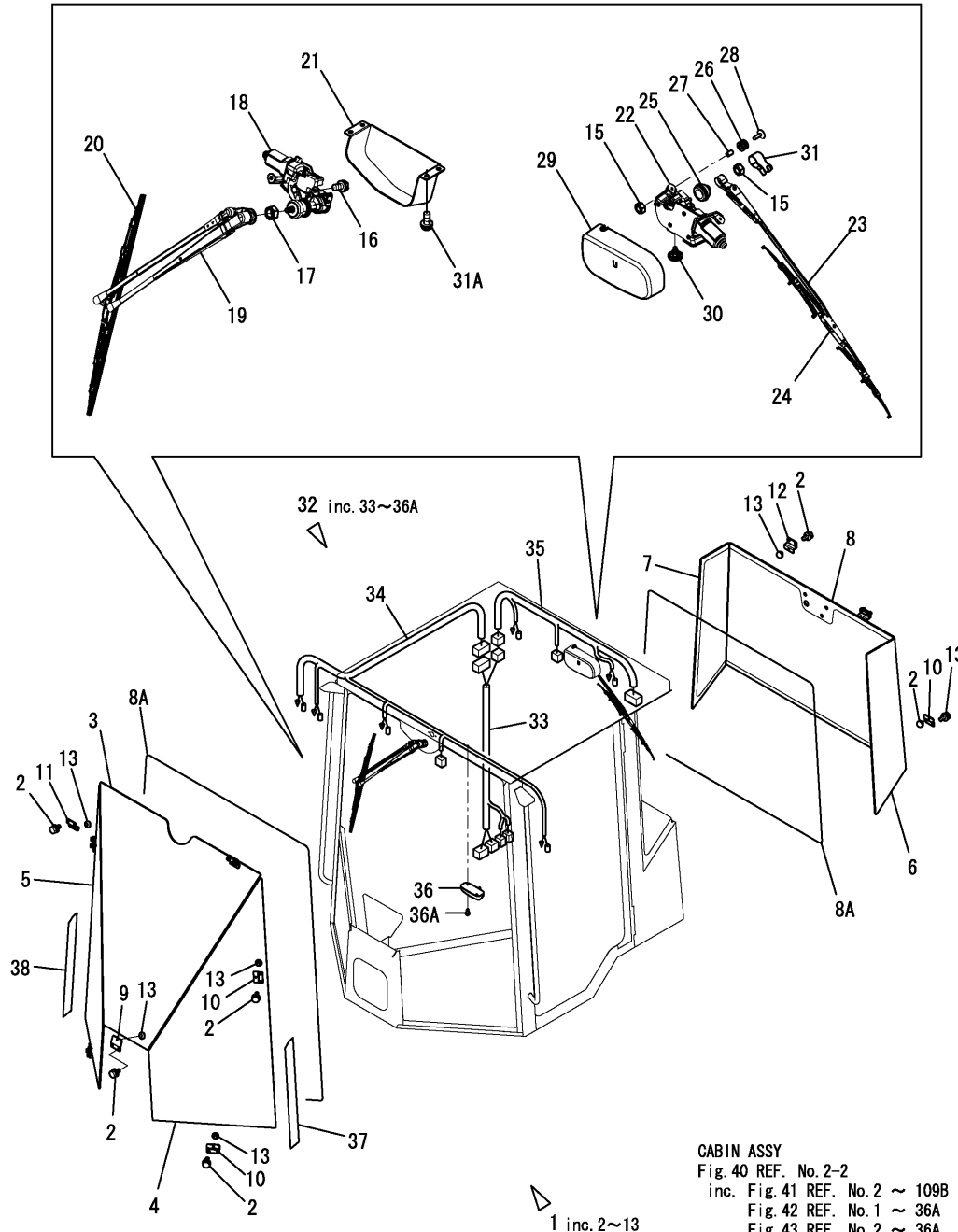
(B)=V3-6(AS)

(C)=V3-6(NZ)

(D)=

(E)=

(F)=



CABIN ASSY

Fig. 40 REF. No. 2-2

inc. Fig. 41 REF. No. 2 ~ 109B

Fig. 42 REF. No. 1 ~ 36A

Fig. 43 REF. No. 2 ~ 36A

Fig. 44 REF. No. 2 ~ 36A

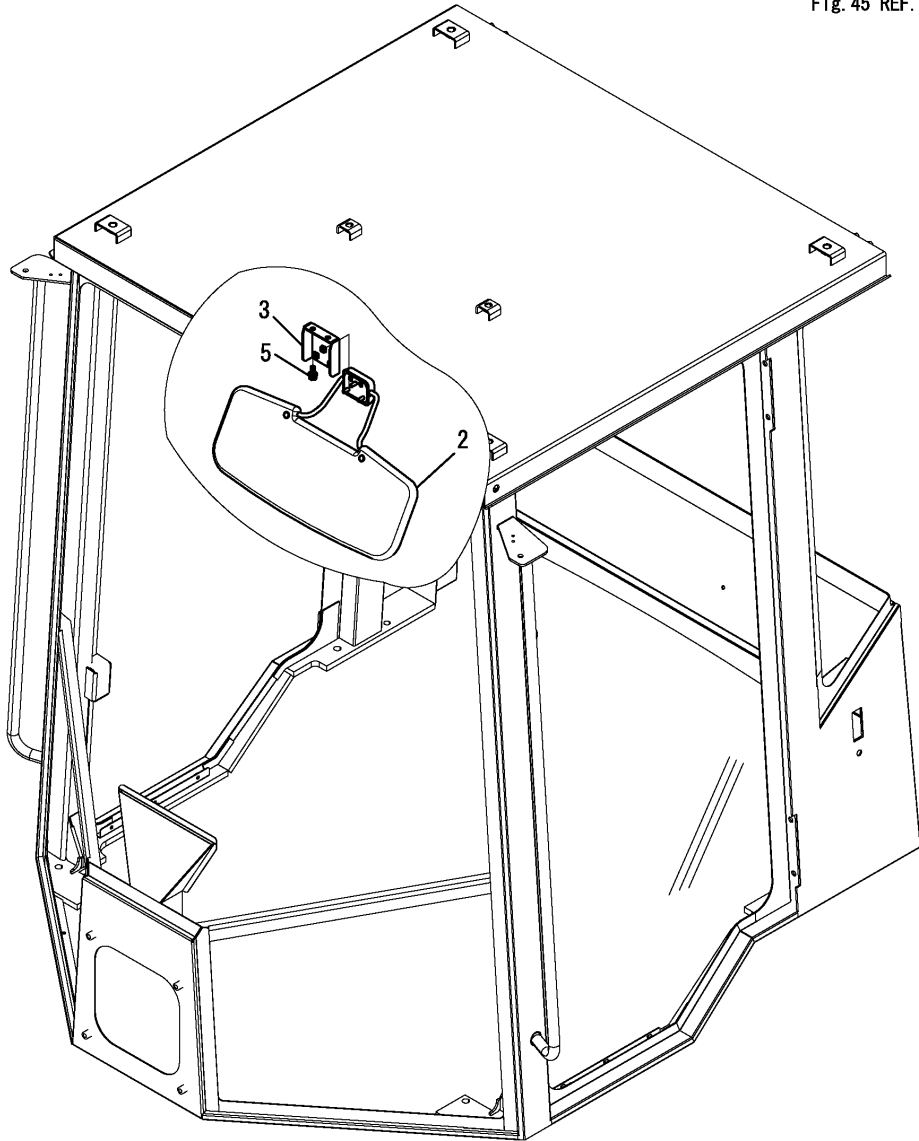
Fig. 45 REF. No. 1 ~ 36A

REF.	LEV.	PARTS NO.	DESCRIPTION	Q'TY						I	R
				(A)	(B)	(C)	(D)	(E)	(F)		
1	2	172538-68100	GLASS ASSY,CAB	1	1	1					
2	3	172538-67760	BOLT,M8X14 BK	22	22	22					
2-1	3	172538-67870	BOLT,M8X14 BK	22	22	22					N
		(A=MZZZZZ)	(B=MZZZZZ)	(C=MZZZZZ)							
3	3	172538-68110	GLASS,FRONT	1	1	1					
4	3	172538-68120	GLASS,FRONT LH	1	1	1					
5	3	172538-68130	GLASS,FRONT RH	1	1	1					
6	3	172538-68140	GLASS, LH	1	1	1					
7	3	172538-68150	GLASS, RH	1	1	1					
8	3	172538-68160	GLASS, RR	1	1	1					
8A	3	172538-68220	RUBBER	2	2	2					
9	3	172538-68170	BRACKET	1	1	1					
10	3	172538-68180	BRACKET	6	6	6					
11	3	172538-68190	BRACKET	2	2	2					
12	3	172538-68200	BRACKET	2	2	2					
13	3	172538-68210	STOPPER	11	11	11					
15	2	172538-67700	NUT,M6	4	4	4					
16	2	172538-67730	BOLT,M6X12	2							
16-1	2	26014-060122	BOLT	2	2	2					N
		(A=*2008.12)									
17	2	172538-67740	NUT,M8	1	1	1					
18	2	172538-68260	WIPER MOTOR	1	1	1					
19	2	172538-68270	WIPER ARM	1	1	1					
20	2	172538-68280	WIPER BLADE	1	1	1					
21	2	172538-68290	COVER,WIPER MOTOR	1	1	1					
22	2	172538-68300	WIPER MOTOR,RR	1	1	1					
23	2	172538-68310	WIPER ARM	1	1	1					
24	2	172538-68320	WIPER BLADE	1	1	1					
25	2	172538-68330	PIVOT CAP	1	1	1					
26	2	172538-68340	RUBBER	3	3	3					
27	2	172538-68350	COLLAR	3	3	3					
28	2	172538-68360	BOLT	3	3	3					
29	2	172538-68370	COVER,MOTOR	1	1	1					
30	2	172538-68380	PUSH RIVET	1	1	1					
31	2	172538-68390	ARM COVER	1	1	1					
31A	2	172538-67720	SCREW	4	4	4					W
		(A=*2008.12)									
32	2	172538-68500	CAB,ELECTRIC ASSY	1	1	1					
33	3	172538-68510	HARNES,WIRE	1	1	1					
34	3	172538-68520	HARNES,WIRE FRONT	1	1	1					
35	3	172538-68530	HARNES,WIRE REAR	1	1	1					
36	3	172538-68540	LAMP ASSY, ROOM	1	1	1					
36A	3	172538-67670	S-TIGHT,M5X12 BK	2	2	2					W
		(A=*2008.12)									
37	1	172538-03450	LABEL,GLASS L	1	1	1					
38	1	172538-03460	LABEL,GLASS R	1	1	1					

Fig.43. CABIN(SUNVISOR)(CENTER DEFROSTER SPEC.)

(A)=V3-6(US) (D)=
 (B)=V3-6(AS) (E)=
 (C)=V3-6(NZ) (F)=

CABIN ASSY
 Fig. 40 REF. No. 2 ~ 2
 inc. Fig. 41 REF. No. 2 ~ 109B
 Fig. 42 REF. No. 1 ~ 36A
 Fig. 43 REF. No. 2 ~ 5
 Fig. 44 REF. No. 2 ~ 10
 Fig. 45 REF. No. 1 ~ 4



REF.	LEV.	PARTS NO.	DESCRIPTION	QTY						I	R
				(A)	(B)	(C)	(D)	(E)	(F)		
2	2	172538-66710	SUNVISOR	1	1	1					
3	2	172538-66720	BRACKET(GG)	1	1	1					
5	2	172538-66740	BOLT,M8X20 BK	2	2	2					

Fig.44. CABIN(WINDOW WASHER)(CENTER DEFROSTER SPEC.)

(A)=V3-6(US)

(B)=V3-6(AS)

(C)=V3-6(NZ)

(D)=

(E)=

(F)=

CABIN ASSY
 Fig. 40 REF. No. 2-2
 inc. Fig. 41 REF. No. 2 ~ 109B
 Fig. 42 REF. No. 1 ~ 36A
 Fig. 43 REF. No. 2 ~ 5
 Fig. 44 REF. No. 2 ~ 10
 Fig. 45 REF. No. 1 ~ 4

REF.	LEV.	PARTS NO.	DESCRIPTION	QTY						I	R
				(A)	(B)	(C)	(D)	(E)	(F)		
2	2	172538-66460	WASHER TANK	1	1	1					
3	2	172538-66470	HOSE	2	2	2					
4	2	172538-66480	VALVE ASSY, CHECK	2	2	2					
5	2	172538-66490	CLIP	3	3	3					
6	2	172538-66500	NOZZLE ASSY	2	2	2					
7	3	172538-66510	WASHER NOZZLE	2	2	2					
8	3	172538-66520	NOZZLE ADAPTER	2	2	2					
9	3	172538-66530	PACKING	2	2	2					
10	2	172538-67800	SCREW,M6X16	4	4	4					
10-1	2	26023-060162	SCREW	4	4	4					N
		(A=MZZZZZ)	(B=MZZZZZ)	(C=MZZZZZ)							

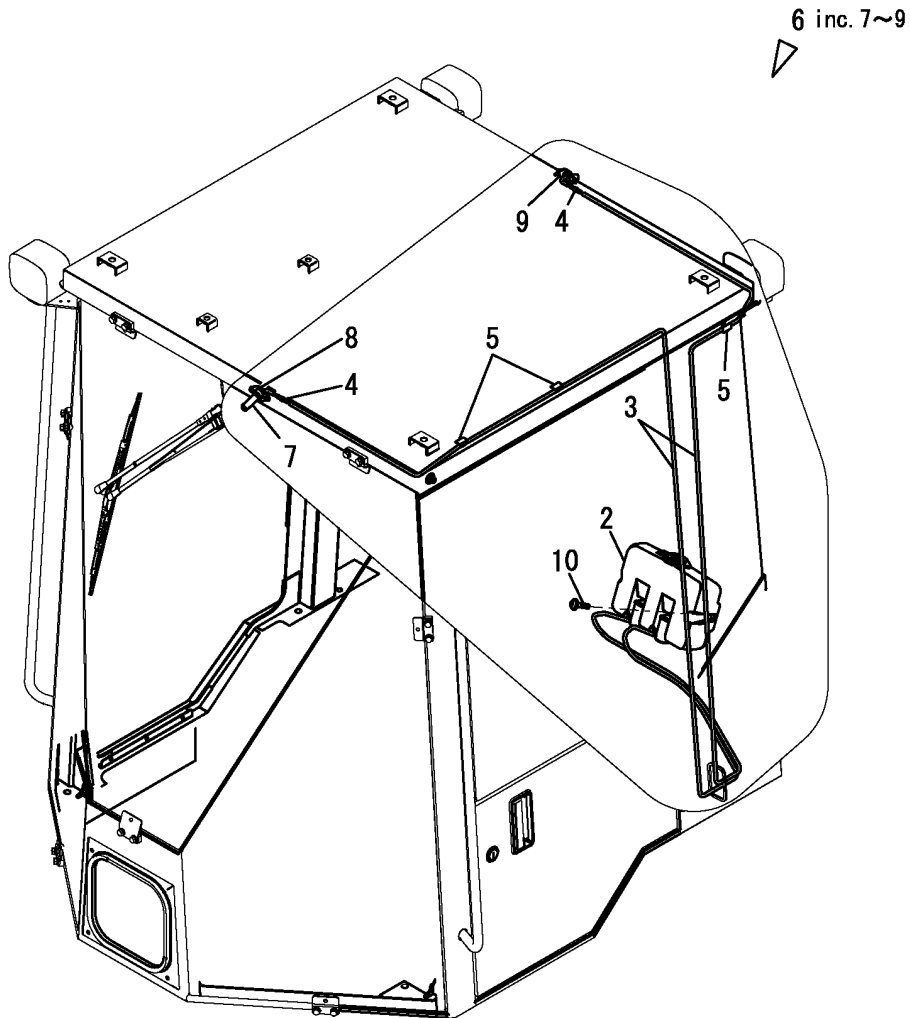


Fig.45. CABIN(LAMP)(CENTER DEFROSTER SPEC.)

(A)=V3-6(US)
 (B)=V3-6(AS)
 (C)=V3-6(NZ)

(D)=
 (E)=
 (F)=

CABIN ASSY
 Fig. 40 REF. No. 2-2
 inc. Fig. 41 REF. No. 2 ~ 109B
 Fig. 42 REF. No. 1 ~ 36A
 Fig. 43 REF. No. 2 ~ 5
 Fig. 44 REF. No. 2 ~ 10
 Fig. 45 REF. No. 1 ~ 4

REF.	LEV.	PARTS NO.	DESCRIPTION	Q'TY								
				(A)	(B)	(C)	(D)	(E)	(F)			
1	2	172538-66320-1	BRACKET (GRAY:49)	2	2	2						
2	2	26014-080202	BOLT	4	4	4						
3	2	172458-17450	LAMP, WORK	4	4	4						
4	3	172187-17540	BULB	4	4	4						

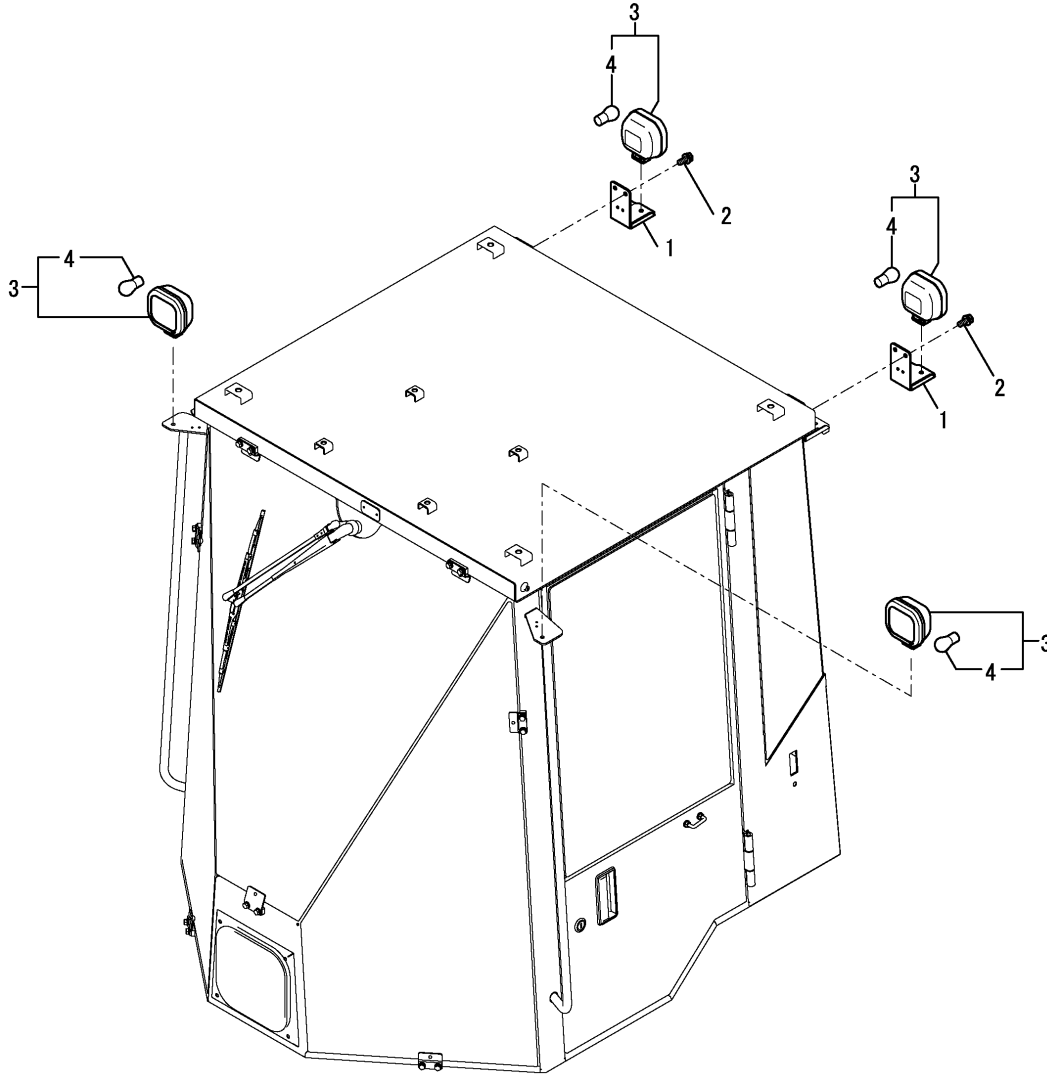


Fig.73. (45A)CABIN(SIDE DEFROSTER SPEC.)

(A)=V3-6(US)

(B)=V3-6(AS)

(C)=V3-6(NZ)

(D)=

(E)=

(F)=

CABIN CMP(US DEF

Fig. 73 REF. No. 9

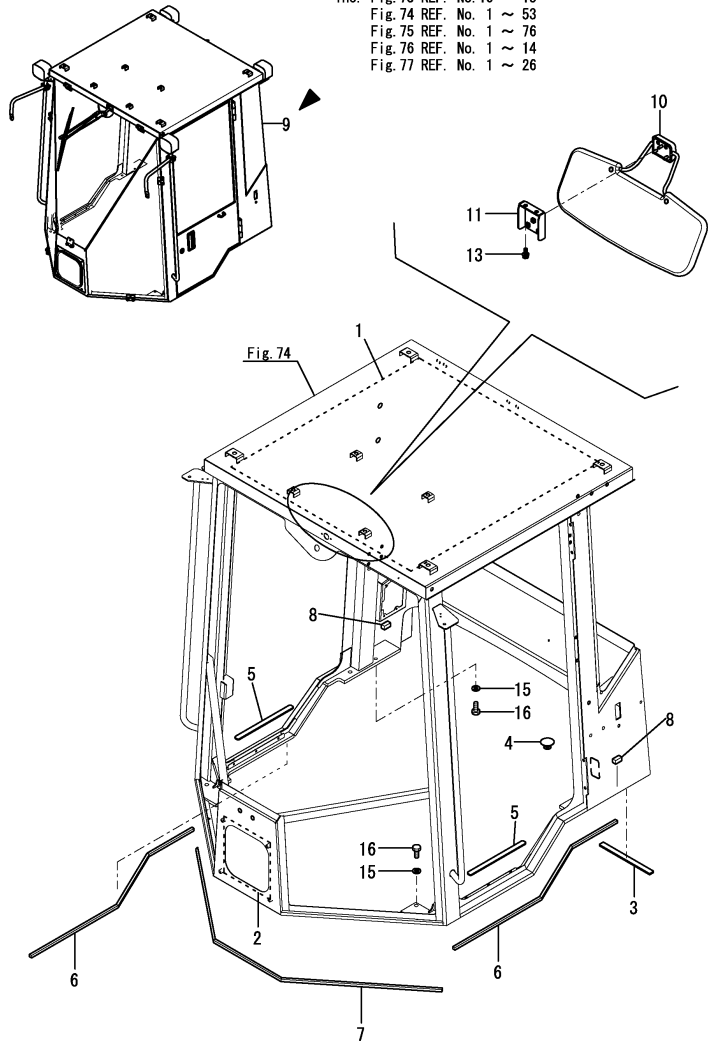
inc. Fig. 73 REF. No. 10 ~ 13

Fig. 74 REF. No. 1 ~ 53

Fig. 75 REF. No. 1 ~ 76

Fig. 76 REF. No. 1 ~ 14

Fig. 77 REF. No. 1 ~ 26



REF.	LEV.	PARTS NO.	DESCRIPTION	QTY						I	R
				(A)	(B)	(C)	(D)	(E)	(F)		
1	1	172538-60350	EV A,CABIN	1	1	1					
2	1	172538-60360	EV B,CABIN	1	1	1					
3	1	172538-60970	SEAL15X200X5	2	2	2					
4	1	172176-68210	CLIP, TREE	2	2	2					Z
		(A=MZZZZZ) (B=MZZZZZ) (C=MZZZZZ)									
5	1	172538-68450	SEAT,NON SLIP	2	2	2					
6	1	172538-68460	SEAL,10X10X1000	2	2	2					
7	1	172538-68470	SEAL,10X10X1770	1	1	1					
8	1	172538-68480	SEAL,15X15X30	2	2	2					
9	1	172538-68550	CABIN ASSY,US DEF	1	1	1					1
9A	1	172437-03302	LABEL, MANUAL	1	1	1					2
9B	1	172524-03621	LABEL	1	1	1					2
9C	1	172524-03642	LABEL, CONTACT US	1	1	1					2
9D	1	172437-03441	LABEL, ROPS	1	1	1					2
10	2	172538-66710	SUNVISOR	1	1	1					
11	2	172538-66720	BRACKET(GG	1	1	1					
13	2	172538-66740	BOLT,M8X20 BK	2	2	2					
15	1	22217-120000	WASHER, SPRING	12	12	12					
16	1	26076-120402	BOLT	12	12	12					

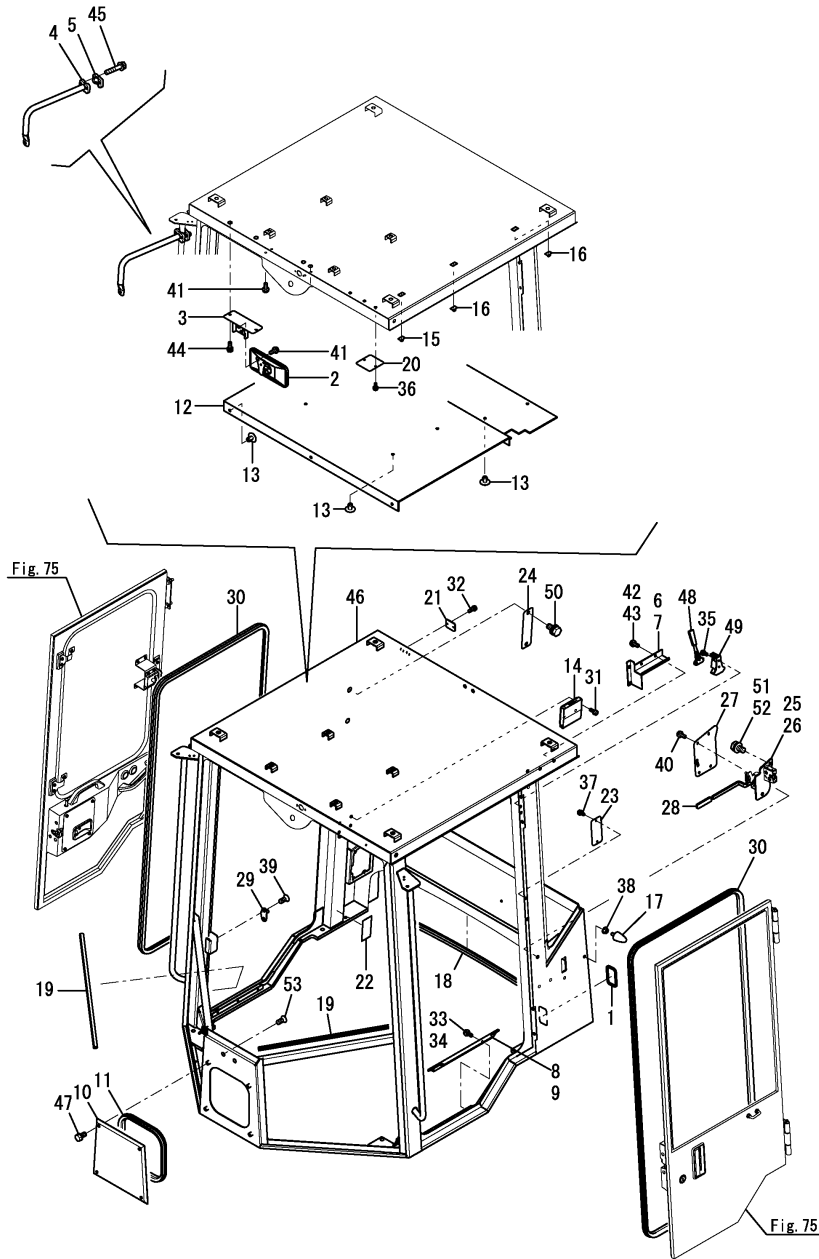
Remarks

* Front defroster : side type.

(1)Please use this part with following labels at the same time Ref. No9A,9B,9C,9D.

(2)Labels are not illustrated.

Fig.74. (45B)CABIN(FRAME)(SIDE DEFROSTER SPEC.)

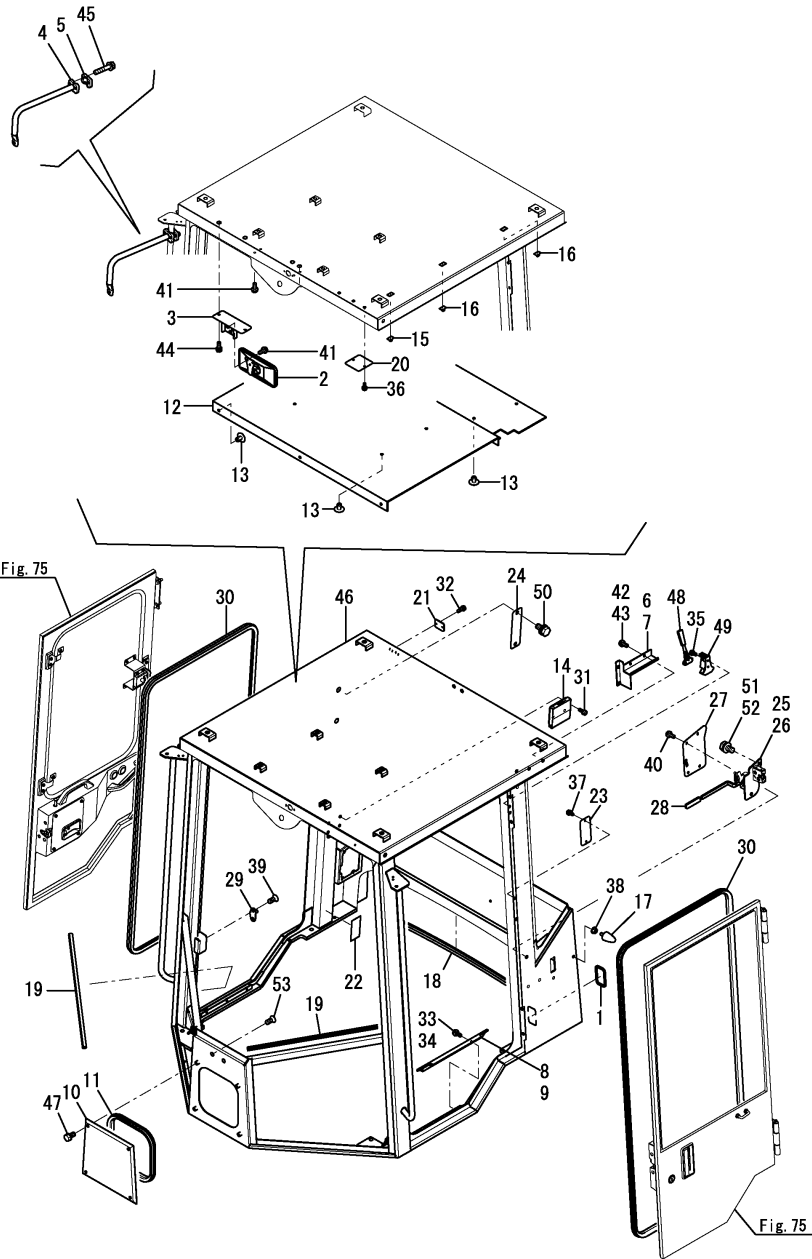


(A)=V3-6(US) (D)=
 (B)=V3-6(AS) (E)=
 (C)=V3-6(NZ) (F)=

REF.	LEV.	PARTS NO.	DESCRIPTION	QTY						I	R
				(A)	(B)	(C)	(D)	(E)	(F)		
1	3	172538-67010	GROMMET	1	1	1					
2	3	172538-67030	ROOM MIRROR	1	1	1					
3	3	172538-67040	BRACKET	1	1	1					
4	3	172538-67060	STAY,MIRROR	2	2	2					
5	3	172538-67070	CLAMP	2	2	2					
6	3	172538-67090	COVER,LH	1	1	1					
7	3	172538-67100	COVER,RH	1	1	1					
8	3	172538-67120	DOOR,STEP LH	1	1	1					
9	3	172538-67130	DOOR,STEP RH	1	1	1					
10	3	172538-67150	COVER	1	1	1					
11	3	172538-67160	RUBBER,S OC 01	1	1	1					
12	3	172538-67180	SEAT,INTERIOR	1	1	1					
13	3	172538-67190	CLIP	13	13	13					
14	3	172538-67230	DRINK HOLDER	1	1	1					
15	3	172538-67250	CLIP	2	2	2					
16	3	172538-67260	CLIP	3	3	3					
17	3	172538-67270	STOPPER,BUBBER	2	2	2					
18	3	172538-67290	RUBBER,P	1	1	1					
19	3	172538-67310	RUBBER,G	2	2	2					
20	3	172538-67350	COVER	1	1	1					
21	3	172538-67410	BRACKET	1	1	1					
22	3	172538-67450	PLATE,NAME	1	1	1					
23	3	172538-67470	COVER	1	1	1					
24	3	172538-67490	COVER	1	1	1					
25	3	172538-67510	CATCH ASSY,LH	1	1	1					
26	3	172538-67520	CATCH ASSY,RH	1	1	1					
27	3	172538-67530	CATCH,COVER	2	2	2					
28	3	172538-67540	COVER,LEVER	2	2	2					
29	3	172538-67560	STRIKER	2	2	2					
30	3	172538-67590	RUBBER S	2	2	2					
31	3	172538-67650	SCREW	4	4	4					
32	3	172538-67650	SCREW	2	2	2					
33	3	172538-67660	SCREW	2	2	2					
34	3	172538-67660	SCREW	2	2	2					
35	3	172538-67670	S-TIGHT,M5X12 BK	8	8	8					
36	3	172538-67670	S-TIGHT,M5X12 BK	2	2	2					
37	3	172538-67670	S-TIGHT,M5X12 BK	2	2	2					
38	3	172538-67680	NUT, FLANGE	2	2	2					
39	3	172538-67690	SCREW,M8	4	4	4					
40	3	172538-67720	SCREW	8	8	8					
41	3	172538-67720	SCREW	3	3	3					
42	3	172538-67720	SCREW	4	4	4					
43	3	172538-67720	SCREW	4	4	4					
44	3	172538-67770	BOLT,M6X16 BK	2	2	2					
45	3	172538-67880	BOLT,M8X40 BK	4	4	4					
46	3	172538-68010	PANEL ASSY,CAB	1	1	1					
47	3	172A69-69180	BOLT	4	4	4					
48	3	172A69-69790	HAMMER	1	1	1					
49	3	172A69-69800	BRACKET, HAMMER	1	1	1					
50	3	26014-100202	BOLT	2	2	2					
51	3	26014-100202	BOLT	4	4	4					

Remarks
 * Front defroster : side type.

Fig.74. (45B)CABIN(FRAME)(SIDE DEFROSTER SPEC.)



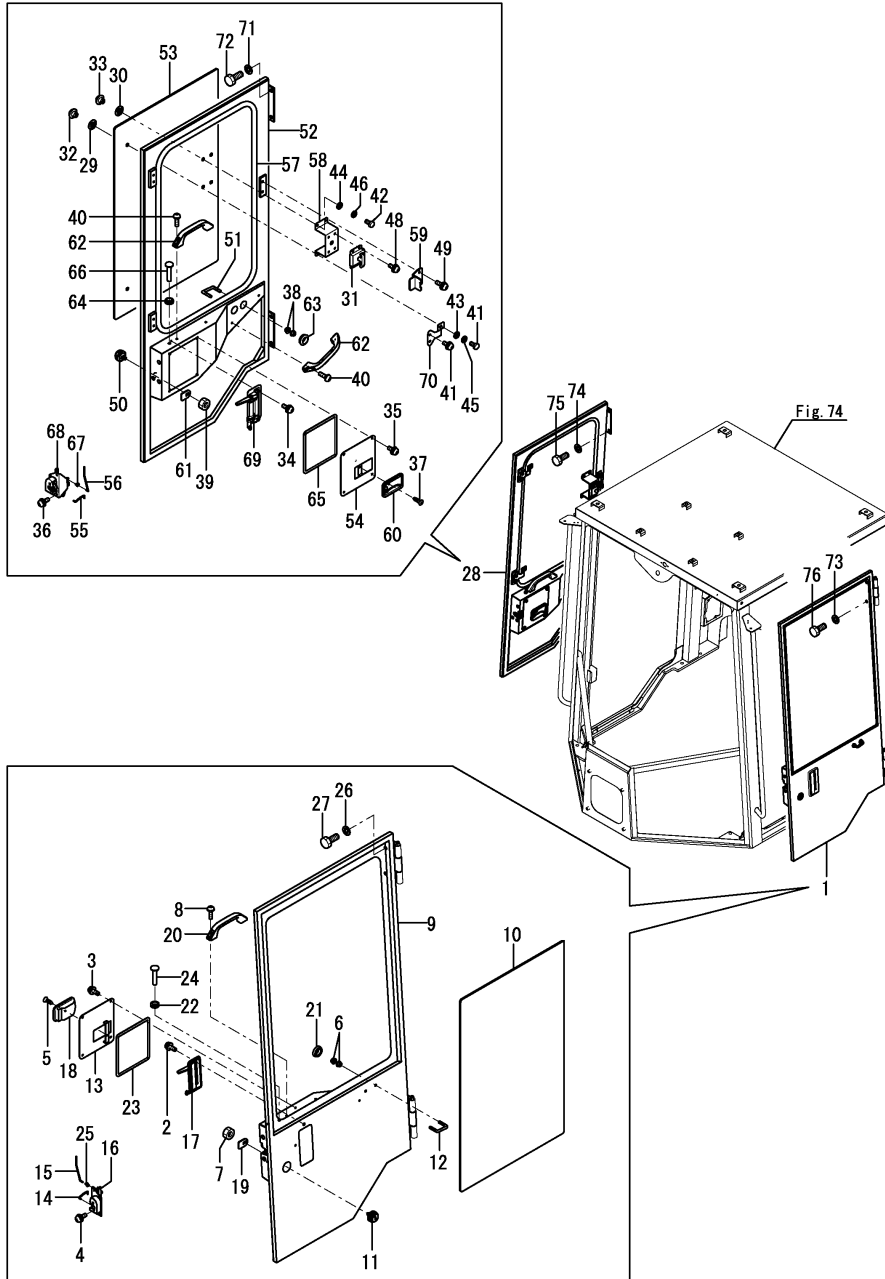
(A)=V3-6(US) (D)=
 (B)=V3-6(AS) (E)=
 (C)=V3-6(NZ) (F)=

REF.	LEV.	PARTS NO.	DESCRIPTION	QTY						I	R
				(A)	(B)	(C)	(D)	(E)	(F)		
52	3	26014-100202	BOLT	4	4	4					
53	2	172538-68230	GROMMET	2	2	2					

Remarks
 * Front defroster : side type.

Fig.75. (45C)CABIN(DOOR)(SIDE DEFROSTER SPEC.)

(A)=V3-6(US) (D)=
 (B)=V3-6(AS) (E)=
 (C)=V3-6(NZ) (F)=



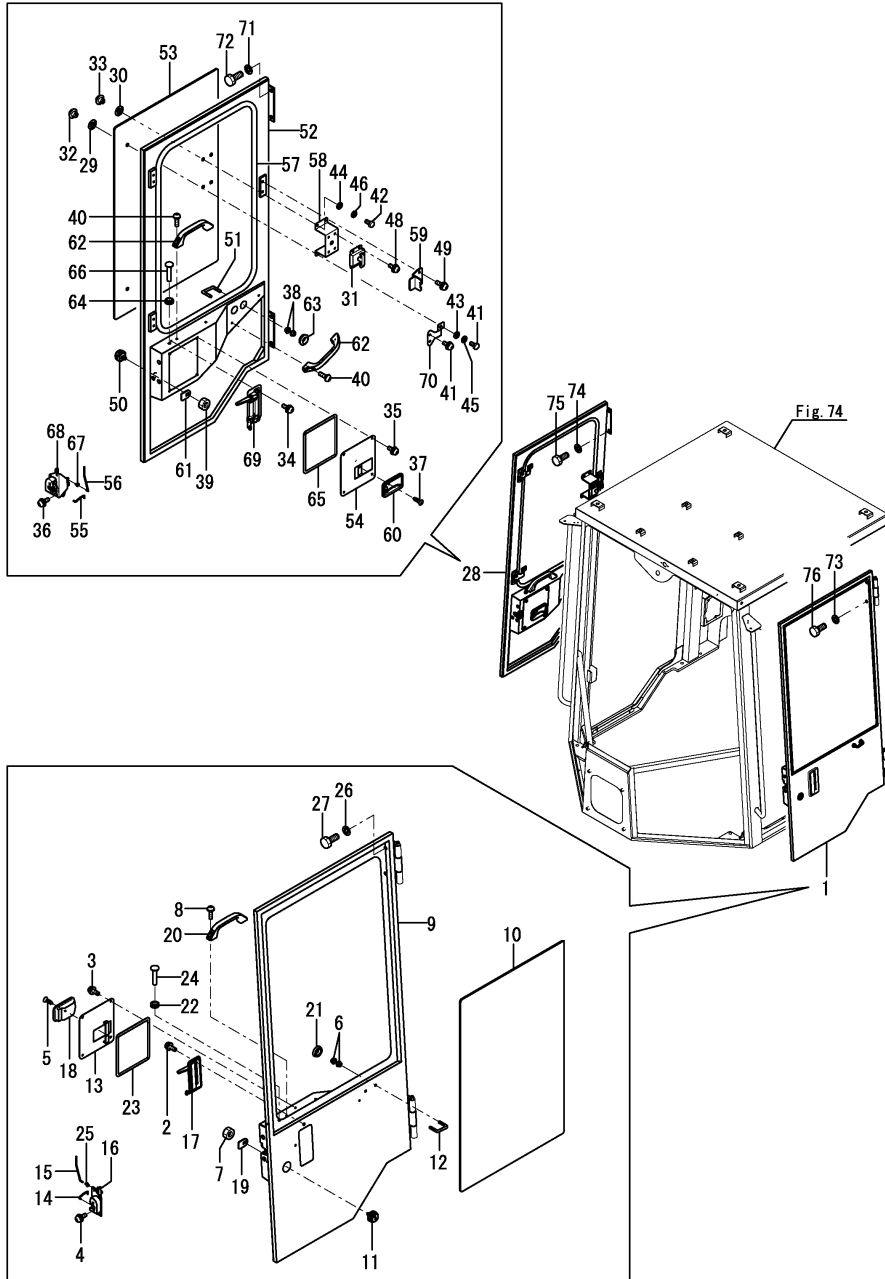
REF.	LEV.	PARTS NO.	DESCRIPTION	QTY						I	R
				(A)	(B)	(C)	(D)	(E)	(F)		
1	2	172538-68700	DOOR ASSY	1	1	1					
2	3	172538-67660	SCREW	2	2	2					
3	3	172538-67720	SCREW	4	4	4					
4	3	172538-67720	SCREW	3	3	3					
5	3	172538-67780	SCREW	1	1	1					
6	3	172538-67820	NUT.M8 BK	4	4	4					
7	3	172538-67830	NUT M10	1	1	1					
8	3	172538-67860	SCREW,M6X20 BK	2	2	2					
9	3	172538-68710	PANEL ASSY,DOOR LH	1	1	1					
10	3	172538-68720	GLASS,DOOR LH	1	1	1					
11	3	172538-68730	CYLINDER ASSY, KEY	1	1	1					
12	3	172538-68740	BOLT,U	1	1	1					
13	3	172538-68750	COVER,LH	1	1	1					
14	3	172538-68760	ROD,LH	1	1	1					
15	3	172538-68770	ROD,LH	1	1	1					
16	3	172538-68780	LOCK ASSY	1	1	1					
17	3	172538-68790	HANDLE ASSY LH	1	1	1					
18	3	172538-68890	HANDLE, INNER	1	1	1					
19	3	172538-68900	PLATE	1	1	1					
20	3	172538-68910	GRIP	1	1	1					
21	3	172538-68920	GROMMET	2	2	2					
22	3	172538-68930	GROMMET	1	1	1					
23	3	172538-68940	SEAL,PACKING	1	1	1					
24	3	172538-68950	KNOB	1	1	1					
25	3	172538-68960	HOLDER, LINK	2	2	2					
26	3	22217-100000	WASHER, SPRING	4	4	4					
27	3	26076-100252	BOLT	4	4	4					
28	2	172538-68801	DOOR ASSY,RH	1	1	1					
29	3	172538-67570	PACKING	2	2	2					
30	3	172538-67570	PACKING	4	4	4					
31	3	172538-67580	DOORLOCK	1	1	1					
32	3	172538-67600	RETAINER,M6	2	2	2					
33	3	172538-67600	RETAINER,M6	4	4	4					
34	3	172538-67660	SCREW	2	2	2					
35	3	172538-67720	SCREW	4	4	4					
36	3	172538-67720	SCREW	3	3	3					
37	3	172538-67780	SCREW	1	1	1					
38	3	172538-67820	NUT.M8 BK	4	4	4					
39	3	172538-67830	NUT M10	1	1	1					
40	3	172538-67860	SCREW,M6X20 BK	4	4	4					
41	3	172538-67950	BOLT,6X12 BK	2	2	2					
42	3	172538-67950	BOLT,6X12 BK	4	4	4					
43	3	172538-67960	WASHER,6 BK	2	2	2					
44	3	172538-67960	WASHER,6 BK	4	4	4					
45	3	172538-67970	WASHER,6 BK	2	2	2					
46	3	172538-67970	WASHER,6 BK	4	4	4					
47	3	172538-67980	BOLT,6X16 BK	4	4	4					
48	3	172538-67980	BOLT,6X16 BK	4	4	4					
49	3	172538-67990	BOLT,6X20 BK	2	2	2					
50	3	172538-68730	CYLINDER ASSY, KEY	1	1	1					
51	3	172538-68740	BOLT,U	1	1	1					

Remarks

* Front defroster : side type.

Fig.75. (45C)CABIN(DOOR)(SIDE DEFROSTER SPEC.)

(A)=V3-6(US) (D)=
 (B)=V3-6(AS) (E)=
 (C)=V3-6(NZ) (F)=



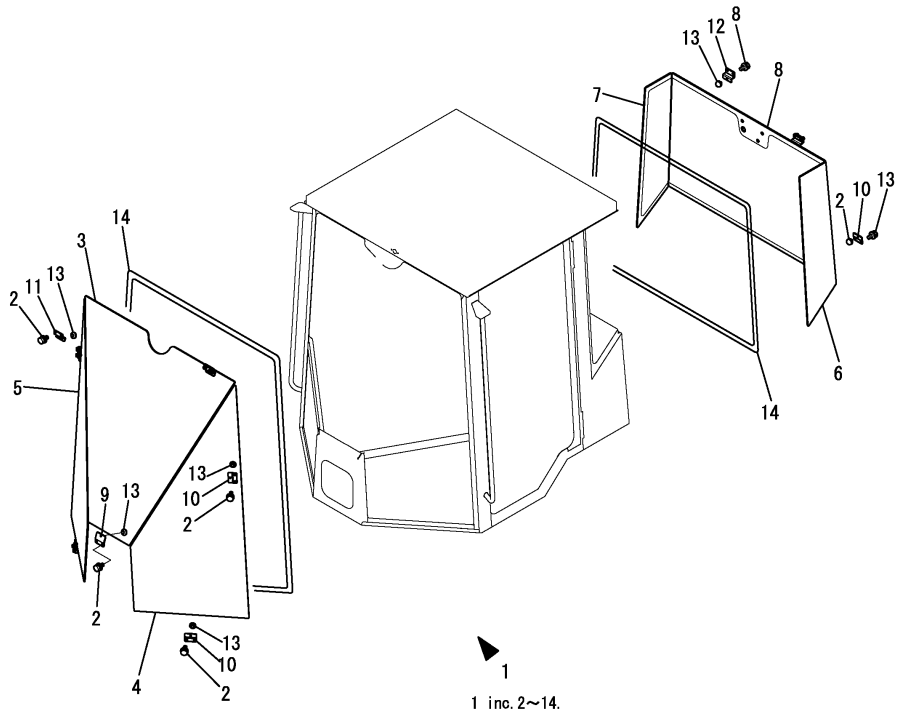
REF.	LEV.	PARTS NO.	DESCRIPTION	QTY						I	R
				(A)	(B)	(C)	(D)	(E)	(F)		
52	3	172538-68810	PANEL ASSY,DOOR RH	1	1	1					
53	3	172538-68820	GLASS,DOOR RH	1	1	1					
54	3	172538-68830	COVER,RH	1	1	1					
55	3	172538-68840	ROD,RH	1	1	1					
56	3	172538-68850	ROD,RH	1	1	1					
57	3	172538-68860	RUBBER,S	1	1	1					
58	3	172538-68870	BRACKET	1	1	1					
59	3	172538-68880	BRACKET	1	1	1					
60	3	172538-68890	HANDLE, INNER	1	1	1					
61	3	172538-68900	PLATE	1	1	1					
62	3	172538-68910	GRIP	2	2	2					
63	3	172538-68920	GROMMET	2	2	2					
64	3	172538-68930	GROMMET	1	1	1					
65	3	172538-68940	SEAL,PACKING	1	1	1					
66	3	172538-68950	KNOB	1	1	1					
67	3	172538-68960	HOLDER, LINK	2	2	2					
68	3	172538-68970	LOCK ASSY RH	1	1	1					
69	3	172538-68980	HANDLE ASSY RH	1	1	1					
70	3	172538-68991	SPRINGHINGE	2	2	2					
71	3	22217-100000	WASHER, SPRING	4	4	4					
72	3	26076-100252	BOLT	4	4	4					
73	2	22217-100000	WASHER, SPRING	4	4	4					
74	2	22217-100000	WASHER, SPRING	4	4	4					
75	2	26076-100252	BOLT	4	4	4					
76	2	26076-100252	BOLT	4	4	4					

Remarks
 * Front defroster : side type.

Fig.76. (45D)CABIN(GRASS)(SIDE DEFROSTER SPEC.)

(A)=V3-6(US) (D)=
 (B)=V3-6(AS) (E)=
 (C)=V3-6(NZ) (F)=

REF.	LEV.	PARTS NO.	DESCRIPTION	QTY						I	R
				(A)	(B)	(C)	(D)	(E)	(F)		
1	3	172538-68100	GLASS ASSY,CAB	1	1	1					
2	4	172538-67870	BOLT,M8X14 BK	22	22	22					
3	4	172538-68110	GLASS,FRONT	1	1	1					
4	4	172538-68120	GLASS,FRONT LH	1	1	1					
5	4	172538-68130	GLASS,FRONT RH	1	1	1					
6	4	172538-68140	GLASS, LH	1	1	1					
7	4	172538-68150	GLASS, RH	1	1	1					
8	4	172538-68160	GLASS, RR	1	1	1					
9	4	172538-68170	BRACKET	1	1	1					
10	4	172538-68180	BRACKET	6	6	6					
11	4	172538-68190	BRACKET	2	2	2					
12	4	172538-68200	BRACKET	2	2	2					
13	4	172538-68210	STOPPER	11	11	11					
14	4	172538-68220	RUBBER	2	2	2					



Remarks
 * Front defroster : side type.

Fig.77. (45E)CABIN(ELECTRIC,WIPER)(SIDE DEFROSTER SPEC.)

(A)=V3-6(US)

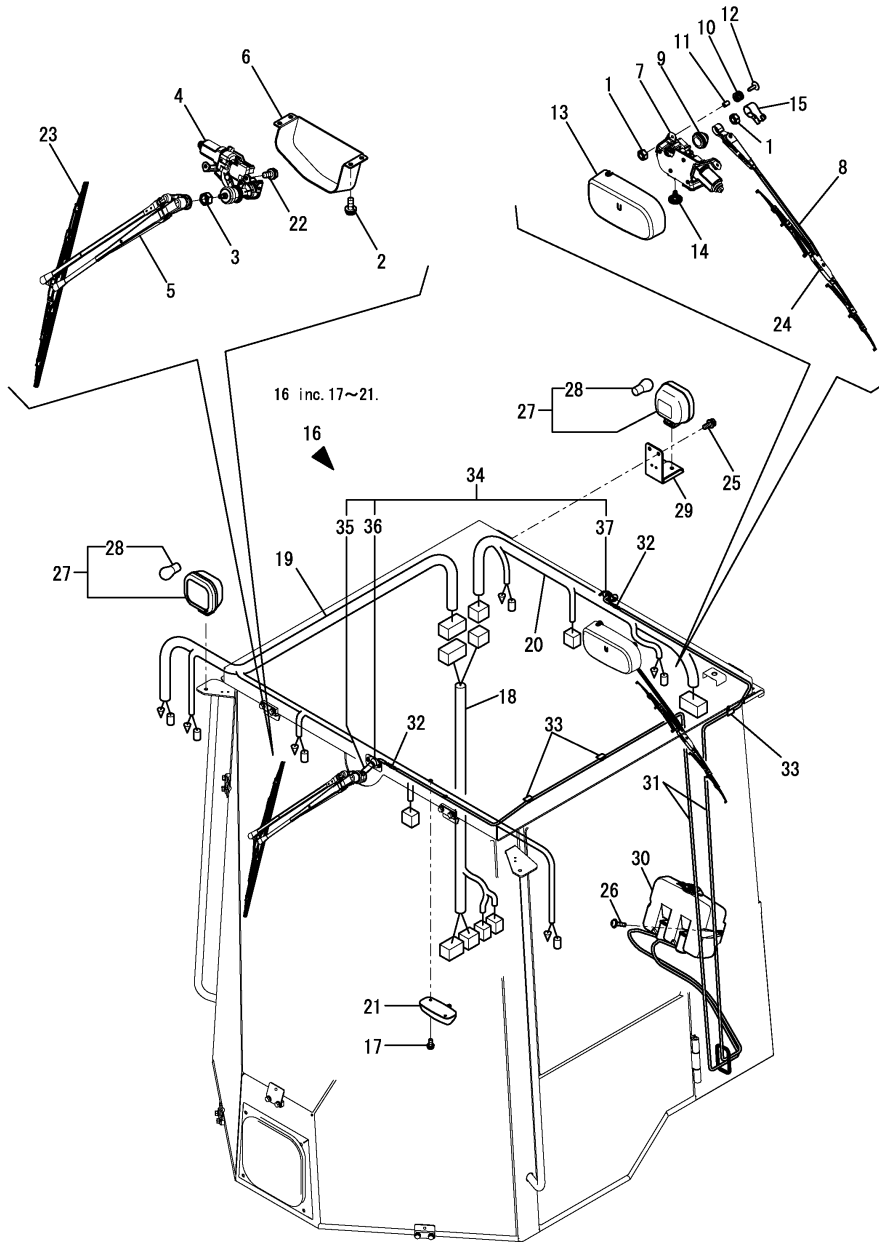
(B)=V3-6(AS)

(C)=V3-6(NZ)

(D)=

(E)=

(F)=



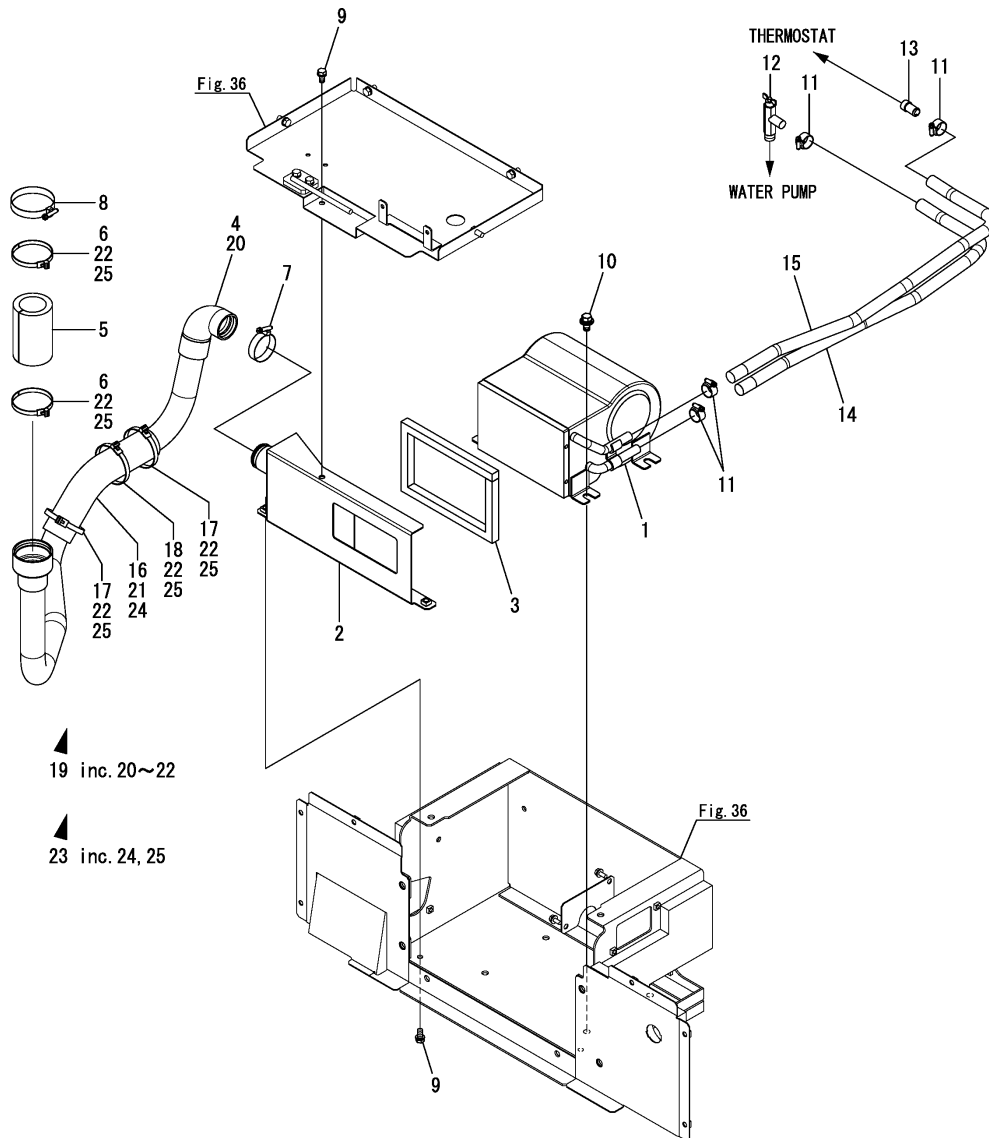
REF.	LEV.	PARTS NO.	DESCRIPTION	QTY						I	R
				(A)	(B)	(C)	(D)	(E)	(F)		
1	3	172538-67700	NUT,M6	4	4	4					
2	3	172538-67720	SCREW	4	4	4					
3	3	172538-67740	NUT,M8	1	1	1					
4	3	172538-68260	WIPER MOTOR	1	1	1					
5	3	172538-68270	WIPER ARM	1	1	1					
6	3	172538-68290	COVER,WIPER MOTOR	1	1	1					
7	3	172538-68300	WIPER MOTOR,RR	1	1	1					
8	3	172538-68310	WIPER ARM	1	1	1					
9	3	172538-68330	PIVOT CAP	1	1	1					
10	3	172538-68340	RUBBER	3	3	3					
11	3	172538-68350	COLLAR	3	3	3					
12	3	172538-68360	BOLT	3	3	3					
13	3	172538-68370	COVER,MOTOR	1	1	1					
14	3	172538-68380	PUSH RIVET	1	1	1					
15	3	172538-68390	ARM COVER	1	1	1					
16	3	172538-68500	CAB,ELECTRIC ASSY	1	1	1					
17	4	172538-67670	S-TIGHT,M5X12 BK	2	2	2					
18	4	172538-68510	HARNESS,WIRE	1	1	1					
19	4	172538-68520	HARNESS,WIRE FRONT	1	1	1					
20	4	172538-68530	HARNESS,WIRE REAR	1	1	1					
21	4	172538-68540	LAMP ASSY, ROOM	1	1	1					
22	3	172538-68690	BOLT, M6X12	2	2	2					
23	2	172538-68280	WIPER BLADE	1	1	1					
24	2	172538-68320	WIPER BLADE	1	1	1					
25	2	26014-080202	BOLT	8	8	8					
26	2	26023-060162	SCREW	4	4	4					
27	2	172458-17450	LAMP, WORK	4	4	4					
28	3	172187-17540	BULB	1	1	1					
29	2	172538-66320	BRACKET	4	4	4					
30	2	172538-66460	WASHER TANK	1	1	1					
31	2	172538-66470	HOSE	2	2	2					
32	2	172538-66480	VALVE ASSY, CHECK	2	2	2					
33	2	172538-66490	CLIP	3	3	3					
34	2	172538-66500	NOZZLE ASSY	2	2	2					
35	3	172538-66510	WASHER NOZZLE	1	1	1					
36	3	172538-66520	NOZZLE ADAPTER	1	1	1					
37	3	172538-66530	PACKING	1	1	1					

Remarks
* Front defroster : side type.

Fig.46. HEATER(CABIN)

(A)=V3-6(US)
(B)=V3-6(AS)
(C)=V3-6(NZ)

(D)=
(E)=
(F)=

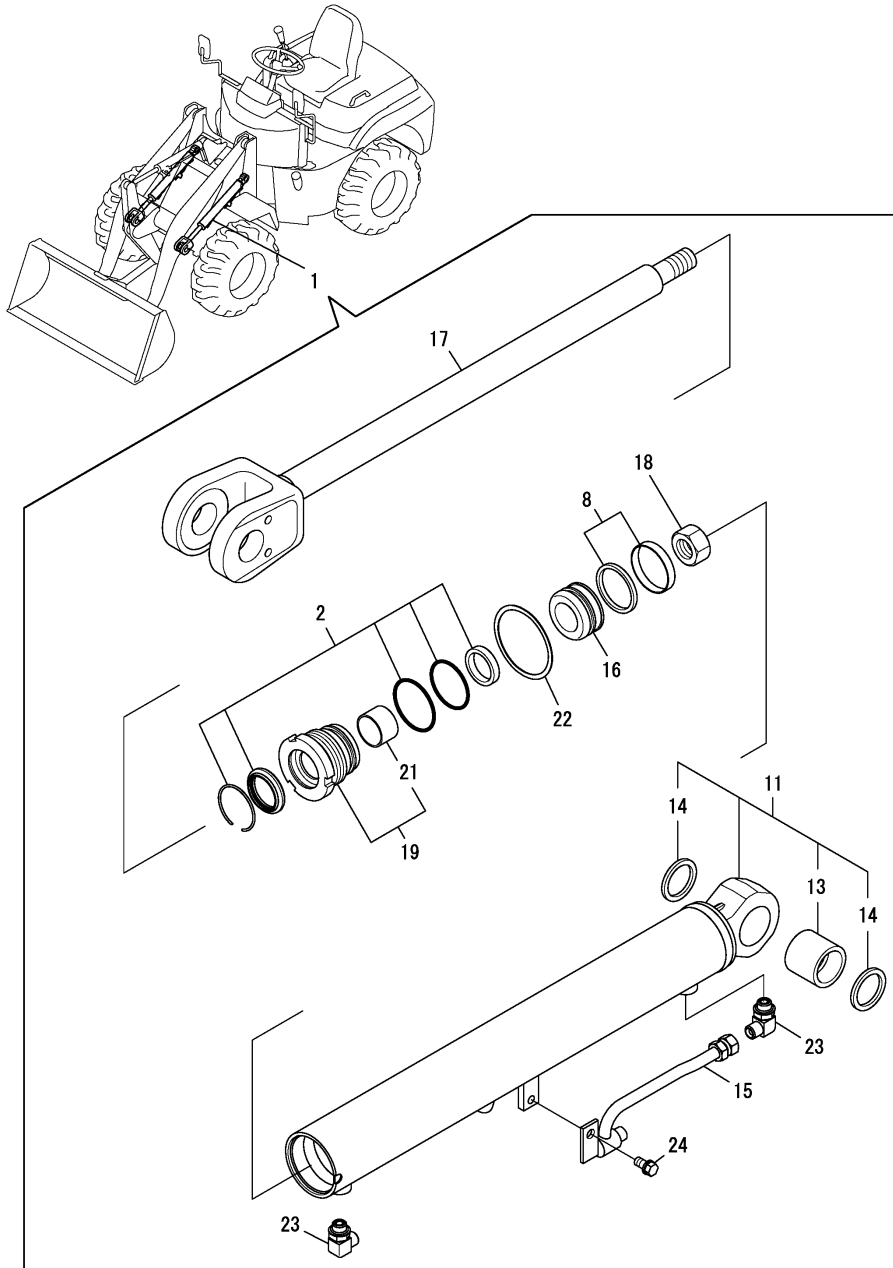


REF.	LEV.	PARTS NO.	DESCRIPTION	QTY						I	R
				(A)	(B)	(C)	(D)	(E)	(F)		
1	1	172458-17551	HEATER	1	1	1					
2	1	172538-19550-1	DUCT,HEATER ASSY(49)	1	1	1					
3	1	172538-19650	SEAL,DUCT	1	1	1					
4	1	172538-19901	HOSE ASSY, DEFROSTER	1	1	1					
5	1	172538-19950	SPONGE,HOSE 100	1	1	1					
6	1	172122-79930	CLAMP, HOSE	2	2	2					
7	1	23000-048000	CLAMP, HOSE	1	1	1					
8	1	23000-070000	CLAMP, HOSE	1	1	1					
9	1	26013-080162	BOLT	3	3	3					
10	1	26014-100202	BOLT	3	3	3					
11	1	23001-022000	CLAMP, HOSE	4	4	4					
12	1	172425-17630	VALVE ASSY, HEATER	1	1	1					
13	1	172124-17640	JOINT, PIPE	1	1	1					
14	1	172538-19810	HOSE ASSY, HEATER	1	1	1					
15	1	172538-19840	HOSE ASSY, HEATER	1	1	1					
16	1	172538-19970	COVER,HOSE 73X400	1	1	1					W
		(A=M/#60738)									
17	1	172122-79930	CLAMP, HOSE	2	2	2					W
		(A=M/#60738)									
18	1	172122-79930	CLAMP, HOSE	1	1	1					W
		(A=M/#60738)									
19	1	172538-08850	HOSE KIT,DEFROSTER	1	1	1					W
		(A=M/#60878)									
20	2	172538-19901	HOSE ASSY, DEFROSTER	1	1	1					W
		(A=M/#60878)									
21	2	172538-19970	COVER,HOSE 73X400	1	1	1					W
		(A=M/#60878)									
22	2	172122-79930	CLAMP, HOSE	5	5	5					W
		(A=M/#60878)									
23	1	172538-08860	HOSE COVER KIT	1	1	1					W
		(A=M/#60878)									
24	2	172538-19970	COVER,HOSE 73X400	1	1	1					W
		(A=M/#60878)									
25	2	172122-79930	CLAMP, HOSE	5	5	5					W
		(A=M/#60878)									

Fig.47. LIFT CYLINDER

(A)=V3-6(US)
(B)=V3-6(AS)
(C)=V3-6(NZ)

(D)=
(E)=
(F)=



REF.	LEV.	PARTS NO.	DESCRIPTION	QTY						I	R
				(A)	(B)	(C)	(D)	(E)	(F)		
1	1	172538-72100-2	CYLINDER ASY,LIFT(2J)	2	2	2					
1-1	1	172538-72100-N	CYLINDER ASSY,LIFT	2	2	2					S
		(A=M61501) (B=M61501) (C=M61501)									
2	2	172457-72050	SEAL SET, HEAD	2	2	2					
8	2	172137-72453	SEAL SET, PISTON 60A	2	2	2					
11	2	172538-72110-2	TUBE ASSY,LIFT (2J)	2	2	2					
11-1	2	172538-72110-N	TUBE ASSY, LIFT	2	2	2					S
		(A=M61501) (B=M61501) (C=M61501)									
13	3	172168-72410	BUSH	2	2	2					
14	3	172448-72650	SEAL, DUST	4	4	4					
15	2	172538-72150-2	PIPE ASSY (2J)	2	2	2					
15-1	2	172538-72150-N	PIPE ASSY	2	2	2					S
		(A=M61501) (B=M61501) (C=M61501)									
16	2	172171-72120	PISTON	2	2	2					
17	2	172538-72200	ROD ASSY,LIFT	2	2	2					
18	2	172171-72130	U-NUT M24	2	2	2					
19	2	172141-72540	HEAD 6035, CYLINDER	2	2	2					
21	3	24550-035300	BUSH	2	2	2					
22	2	933125-59600	WASHER 60 B, LOCK	2	2	2					
23	2	172142-76181	JOINT ASSY	4	4	4					
24	2	26013-100202	BOLT	2	2	2					

Fig.48. DUMP CYLINDER

(A)=V3-6(US)

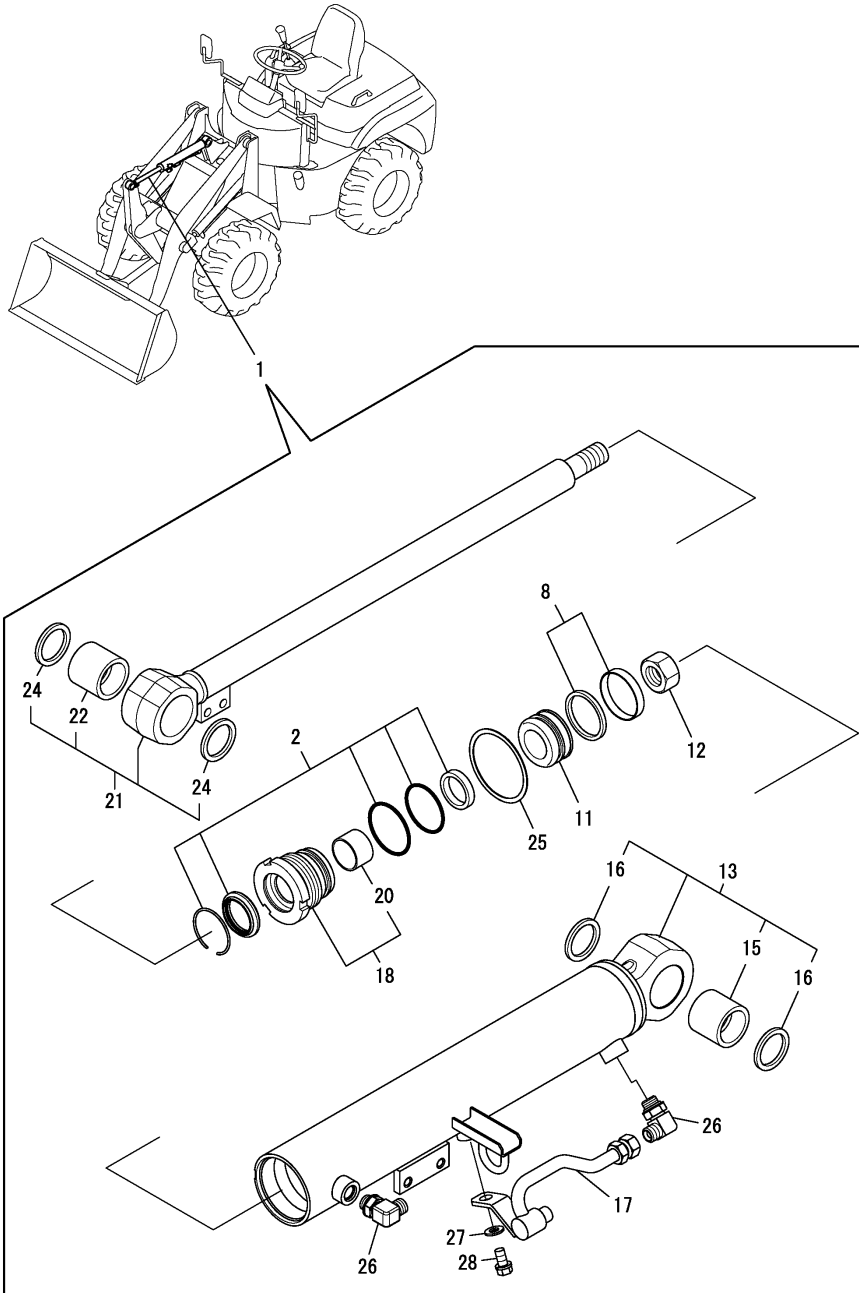
(B)=V3-6(AS)

(C)=V3-6(NZ)

(D)=

(E)=

(F)=



REF.	LEV.	PARTS NO.	DESCRIPTION	QTY						I	R
				(A)	(B)	(C)	(D)	(E)	(F)		
1	1	172538-72300-2	CYLINDER ASY,DUMP(2J	1	1	1					
1-1	1	172538-72300-N	CYLINDER ASSY,DUMP	1	1	1					S
		(A=M61501) (B=M61501) (C=M61501)									
2	2	172457-72050	SEAL SET, HEAD	1	1	1					
8	2	172137-72453	SEAL SET, PISTON 60A	1	1	1					
11	2	172171-72120	PISTON	1	1	1					
12	2	172171-72130	U-NUT M24	1	1	1					
13	2	172538-72310-2	TUBE ASSY,DUMP (2J)	1	1	1					
13-1	2	172538-72310-N	TUBE ASSY, DUMP	1	1	1					S
		(A=M61501) (B=M61501) (C=M61501)									
15	3	172168-72410	BUSH	1	1	1					
16	3	172448-72650	SEAL, DUST	2	2	2					
17	2	172538-72350-2	PIPE ASSY,DUMP (2J)	1	1	1					
17-1	2	172538-72350-N	PIPE ASSY,DUMP	1	1	1					S
		(A=M61501) (B=M61501) (C=M61501)									
18	2	172141-72540	HEAD 6035, CYLINDER	1	1	1					
20	3	24550-035300	BUSH	1	1	1					
21	2	172538-72400	ROD ASSY,DUMP	1	1	1					
22	3	172168-72410	BUSH	1	1	1					
24	3	172448-72650	SEAL, DUST	2	2	2					
25	2	933125-59600	WASHER 60 B, LOCK	1	1	1					
26	2	172142-76181	JOINT ASSY	2	2	2					
27	2	22137-100000	WASHER	1	1	1					
28	2	26013-100202	BOLT	1	1	1					

Fig.49. POWER STEERING CYLINDER

(A)=V3-6(US)

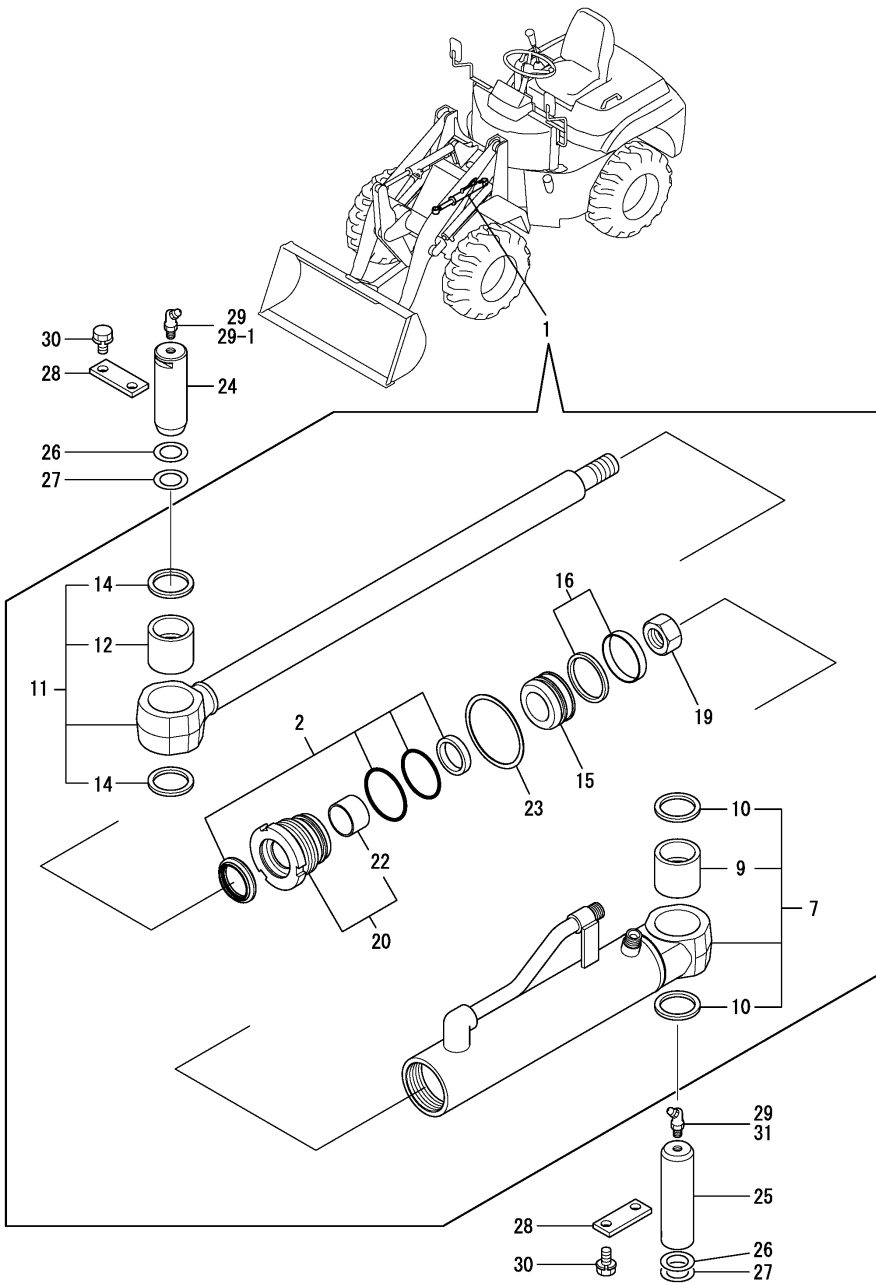
(B)=V3-6(AS)

(C)=V3-6(NZ)

(D)=

(E)=

(F)=



REF.	LEV.	PARTS NO.	DESCRIPTION	Q'TY						I	R
				(A)	(B)	(C)	(D)	(E)	(F)		
1	1	172527-72801-2	CYLINDER ASSY,PS(2J)	1	1	1					
1-1	1	172527-72801-N	CYLINDER ASSY, STEER	1	1	1					S
		(A=M61501) (B=M61501) (C=M61501)									
2	2	172A64-72020	SEAL SET,HEAD 60 30	1	1	1					
7	2	172527-72080-2	TUBE ASSY,PS (2J)	1	1	1					
7-1	2	172527-72080-N	TUBE ASSY, STEERING	1	1	1					S
		(A=M61501) (B=M61501) (C=M61501)									
9	3	172527-72960	PIN BUSH,35 35	1	1	1					
10	3	172448-81610	SEAL 35X45X4,DUST	2	2	2					
11	2	172527-72090	ROD ASSY,PS	1	1	1					
12	3	172527-72960	PIN BUSH,35 35	1	1	1					
14	3	172448-81610	SEAL 35X45X4,DUST	2	2	2					
15	2	172137-72431	PISTON 60G	1	1	1					
16	2	172137-72453	SEAL SET, PISTON 60A	1	1	1					
19	2	172141-72580	NUT M20	1	1	1					
20	2	172447-72860	HEAD 60 30	1	1	1					
22	3	24550-030300	BUSH	1	1	1					
23	2	933125-59600	WASHER 60 B, LOCK	1	1	1					
24	1	172524-72420	PIN 35X103	1	1	1					
25	1	172527-72420	PIN 35X122	1	1	1					
26	1	172141-84610	SHIM, 35-1.2	2	2	2					
27	1	172141-84620	SHIM, 35-0.8	2	2	2					
28	1	172512-91210-3	PLATE,PIN(YELLOW:2J)	2	2	2					
28-1	1	172512-91210-N	PLATE,PIN	2	2	2					S
		(A=M61501) (B=M61501) (C=M61501)									
29	1	24764-040000	NIPPLE, GREASE	2							
29-1	1	24764-040000	NIPPLE, GREASE	1	1	1					K
		(A=M/#60747)									
30	1	26013-100202	BOLT	4	4	4					
31	1	24764-050000	NIPPLE, GREASE	1							W
		(A=M/#60747)									
31-1	1	24761-050000	NIPPLE, GREASE	1	1	1					N
		(A=M/#60756)									

Fig.50. HYD.OIL PUMP

(A)=V3-6(US)
(B)=V3-6(AS)
(C)=V3-6(NZ)
(D)=
(E)=
(F)=

REF.	LEV.	PARTS NO.	DESCRIPTION	Q'TY						I	R
				(A)	(B)	(C)	(D)	(E)	(F)		
1	1	172534-73100	PUMP ASSY, HST	1	1	1					
2	1	22137-140000	WASHER	2	2	2					
3	1	22217-140000	WASHER, SPRING	2	2	2					
4	1	26156-140402	BOLT	2	2	2					

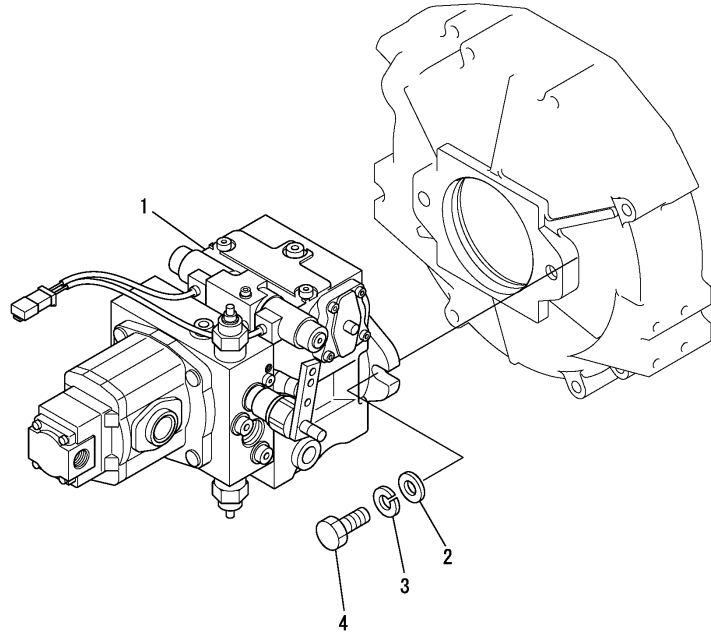


Fig.51. HYD.OIL MOTOR

OCS10-G53302 51. HYD.OIL MOTOR

(A)=V3-6(US)
 (B)=V3-6(AS)
 (C)=V3-6(NZ)

(D)=
 (E)=
 (F)=

REF.	LEV.	PARTS NO.	DESCRIPTION	Q'TY						I	R
				(A)	(B)	(C)	(D)	(E)	(F)		
1	1	172538-73400	MOTOR ASSY, HST US	1	1	1					
2	1	172534-73310	GASKET, MOTOR	1	1	1					
3	1	26013-120402	BOLT	4	4	4					

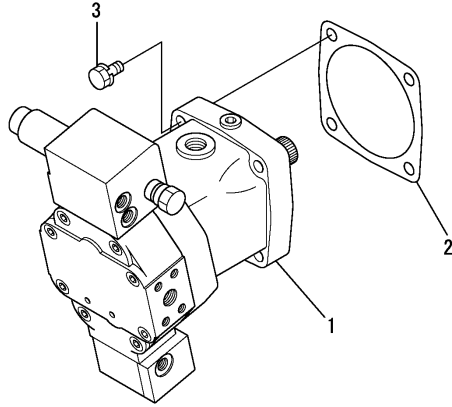
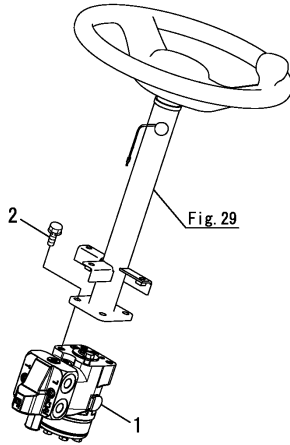


Fig.52. STEERING UNIT

OCS10-G53302 52. STEERING UNIT

(A)=V3-6(US)
 (B)=V3-6(AS)
 (C)=V3-6(NZ)

(D)=
 (E)=
 (F)=

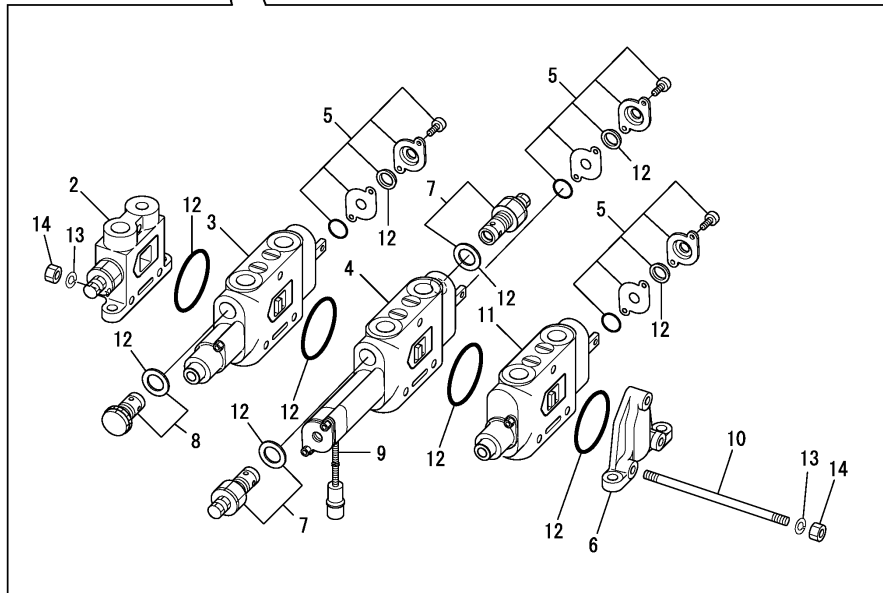
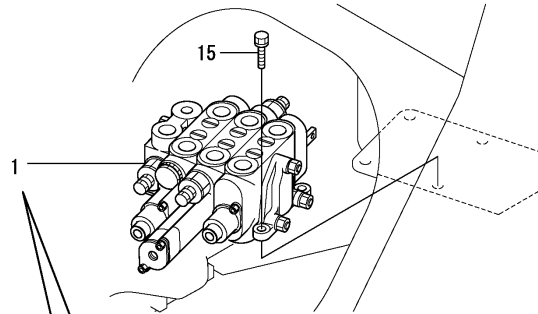


REF.	LEV.	PARTS NO.	DESCRIPTION	QTY						I	R
				(A)	(B)	(C)	(D)	(E)	(F)		
1	1	172538-73510	UNIT ASSY, STEERING	1	1	1					
2	1	26013-100252	BOLT	1	1	1					

Fig.53. CONTROL VALVE(3-WAY)

(A)=V3-6(US)
 (B)=V3-6(AS)
 (C)=V3-6(NZ)

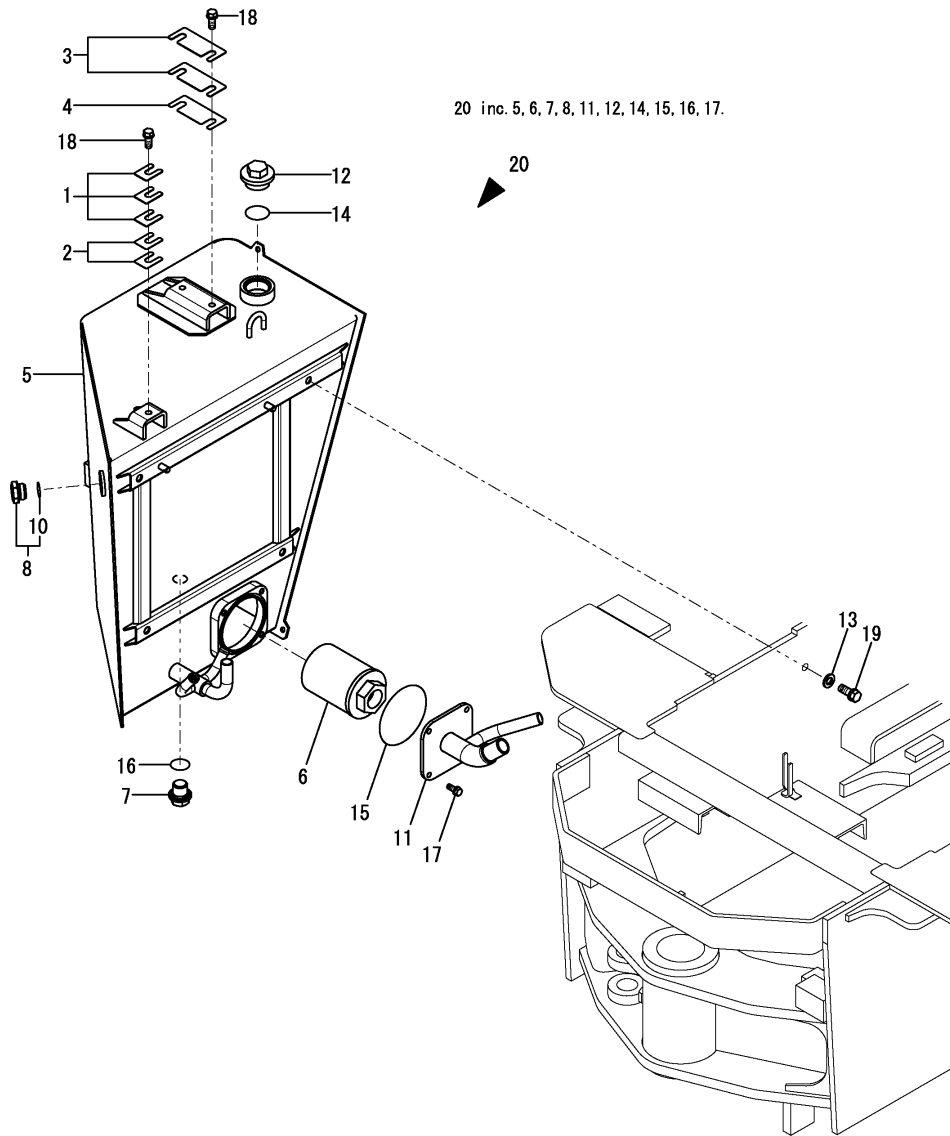
(D)=
 (E)=
 (F)=



REF.	LEV.	PARTS NO.	DESCRIPTION	QTY						I	R	
				(A)	(B)	(C)	(D)	(E)	(F)			
1	1	172527-74450	VALVE ASSY,3-WAY US	1	1	1						
2	2	172527-74130	COVER ASSY, INRET	1	1	1						
3	2	172527-74140	F BLOCK ASSY	1	1	1						
4	2	172527-74150	ED BLOCK ASSY	1	1	1						
5	2	172527-74160	L BLOCK ASSY	3	3	3						
6	2	172527-74170	END COVER ASSY	1	1	1						
7	2	172527-74180	VALVE ASSY	2	2	2						
8	2	172527-74190	VALVE, SUC.	1	1	1						
9	2	172527-74220	TUBE, CORRUGATE	1	1	1						
10	2	172527-74410	TIE-ROD	3	3	3						
11	2	172527-74420	DM BLOCK ASSY	1	1	1						
12	2	172527-74430	SEAL KIT	1	1	1						
13	2	22217-100000	WASHER, SPRING	6	6	6						
14	2	26716-100002	NUT	6	6	6						
15	1	26013-100352	BOLT	3								
15-1	1	26013-100302	BOLT	3	3	3						R

(A=MXXXXX)

Fig.54. HYD.OIL TANK



(A)=V3-6(US)

(B)=V3-6(AS)

(C)=V3-6(NZ)

(D)=

(E)=

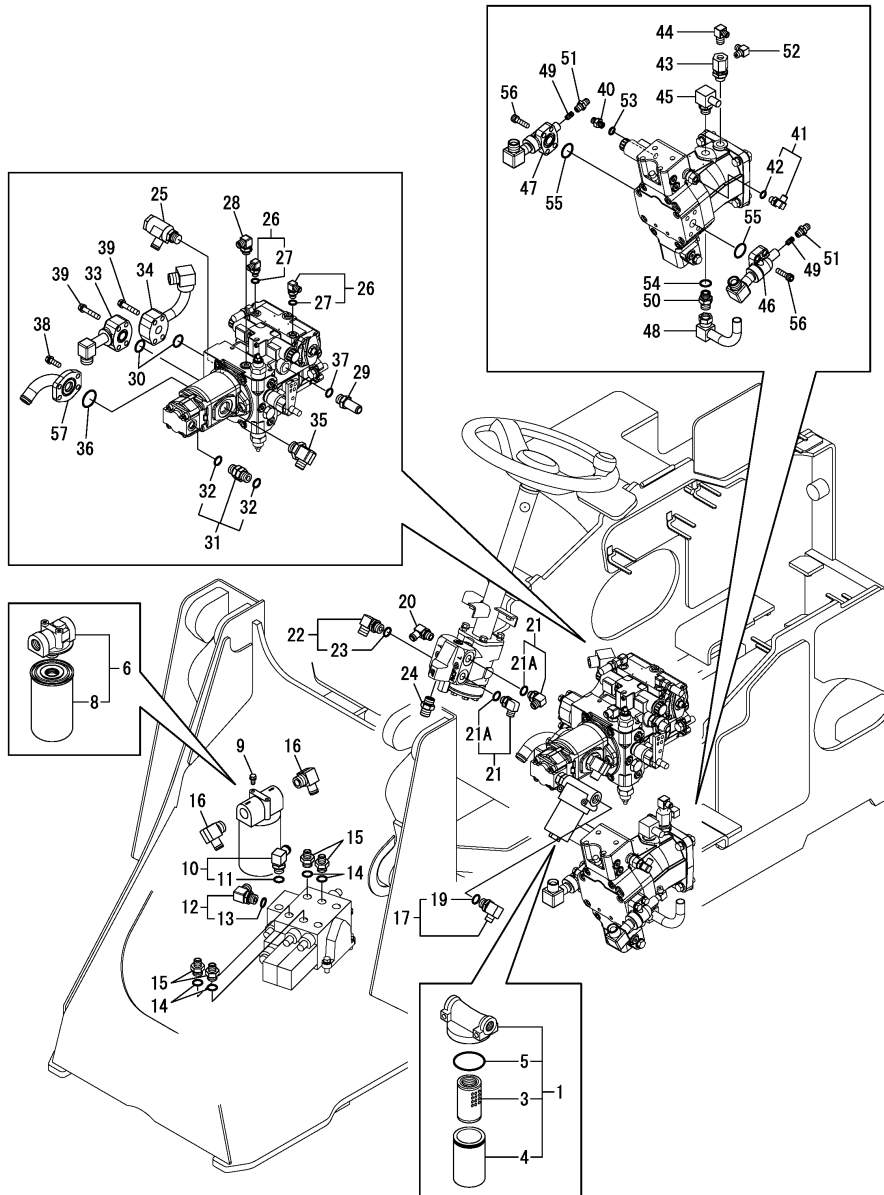
(F)=

REF.	LEV.	PARTS NO.	DESCRIPTION	QTY						I	R
				(A)	(B)	(C)	(D)	(E)	(F)		
1	1	172538-14311	SHIM B,TANK 1.0	3	3	3					
2	1	172538-14321	SHIM C,TANK 0.5	2	2	2					
3	1	172538-14341	SHIM E,TANK 1.0	2	2	2					
4	1	172538-14351	SHIM F,TANK 0.5	1	1	1					
5	1	172538-75011	RESERVOIR ASSY	1	1	1					
6	1	172520-75320	FILTER, SUCTION	1	1	1					
7	1	172455-75330	PLUG, DRAIN	1	1	1					
8	1	172480-75350	GAUGE ASSY,RESERVOIR	1	1	1					
10	2	24311-350220	O-RING	1	1	1					
11	1	172538-75400	FLANGE ASSY, SUCTION	1	1	1					
12	1	172116-75850-B	PLUG, OIL FEED	1	1	1					
13	1	22137-120000	WASHER	4	4	4					
14	1	24311-000380	O-RING	1	1	1					
15	1	24321-001050	O-RING	1	1	1					
16	1	24341-000300	O-RING	1	1	1					
17	1	26013-080202	BOLT	4	4	4					
18	1	26013-100252	BOLT	3	3	3					
19	1	26013-120302	BOLT	4	4	4					
20	1	172538-08020	TANK KIT,RESERVOIR	1	1	1					W
		(A=MXXXXX) (B=MXXXXX) (C=MXXXXX)									

Fig.55. FILTER & PIPE FITTING

(A)=V3-6(US)
(B)=V3-6(AS)
(C)=V3-6(NZ)

(D)=
(E)=
(F)=



REF.	LEV.	PARTS NO.	DESCRIPTION	Q'TY						I	R
				(A)	(B)	(C)	(D)	(E)	(F)		
1	1	172652-73750	FILTER,LINE	1	1	1					
3	2	172652-73770	ELEMENT,FILTER	1	1	1					
4	2	172652-73780	CASE	1	1	1					
5	2	172652-73790	O-RING,JAS02052	1	1	1					
6	1	172527-73850	FILTER, OIL	1	1	1					
8	2	172527-73870	ELEMENT	1	1	1					
9	1	26013-080162	BOLT	2	2	2					
10	1	172164-76131	ELBOW	1	1	1					
11	2	24315-000180	O-RING	1	1	1					
12	1	172141-76900	CONNECTOR ASSY	1	1	1					
13	2	24315-000180	O-RING	1	1	1					
14	1	24311-000180	O-RING	4	4	4					
15	1	933160-01370	CONNECTOR	4	4	4					
16	1	172467-76120	ELBOW	2	2	2					
17	1	172157-76300	ELBOW ASSY	1	1	1					
19	2	24315-000180	O-RING	1	1	1					
20	1	1A6380-24080	NIPPLE	1	1	1					
21	1	172142-76181	JOINT ASSY	2	2	2					
21A	2	24315-000140	O-RING	2	2	2					W
(A=MXXXXX)											
22	1	172141-76900	CONNECTOR ASSY	1	1	1					
23	2	24315-000180	O-RING	1	1	1					
24	1	172112-77361	CONNECTOR	1	1	1					
25	1	172450-76100	ELBOW	1	1	1					
26	1	172141-76181	CONNECTOR ASSY	2	2	2					
27	2	41851-000110	O-RING	2	2	2					
28	1	172142-76181	JOINT ASSY	1	1	1					
29	1	172183-76190	JOINT PF1/2	1	1	1					
30	1	172520-76240	O-RING	2							
30-1	1	24315-000300	O-RING	2	2	2					S 1
(A=M/#60738)											
31	1	172527-76350	CONNECTOR PF1/2-1/2	1	1	1					
32	2	24315-000180	O-RING	2	2	2					
33	1	172534-76710-1	MAIN PIPE,PA(GRAY:49	1							
33-1	1	172534-76711-1	FRANGE PA (GRAY:49)	1	1	1					S 1
(A=M/#60738)											
34	1	172534-76720-1	MAIN PIPE,PB(GRAY:49	1							
34-1	1	172534-76721-1	FRANGE PB (GRAY:49)	1	1	1					S 1
(A=M/#60738)											
35	1	172534-76760	ELBOW	1	1	1					
36	1	172534-76770	O-RING, AN6227-27	1	1	1					
37	1	24315-000180	O-RING	1							
37-1	1	41851-000180	O-RING	1	1	1					N
(A=M/#60716)											
38	1	26013-100302	BOLT	4	4	4					
39	1	26013-100502	BOLT	8							
39-1	1	26450-100352	BOLT	8	8	8					S
(A=M/#60738)											
40	1	172123-76121	ADAPTER	1	1	1					
41	1	172141-76181	CONNECTOR ASSY	1	1	1					
42	2	41851-000110	O-RING	1	1	1					

Remarks
(1)Interchangeable by simultaneous
Replacement with Ref.No.30-1,33-1,
34-1.

Fig.55. FILTER & PIPE FITTING

(A)=V3-6(US)

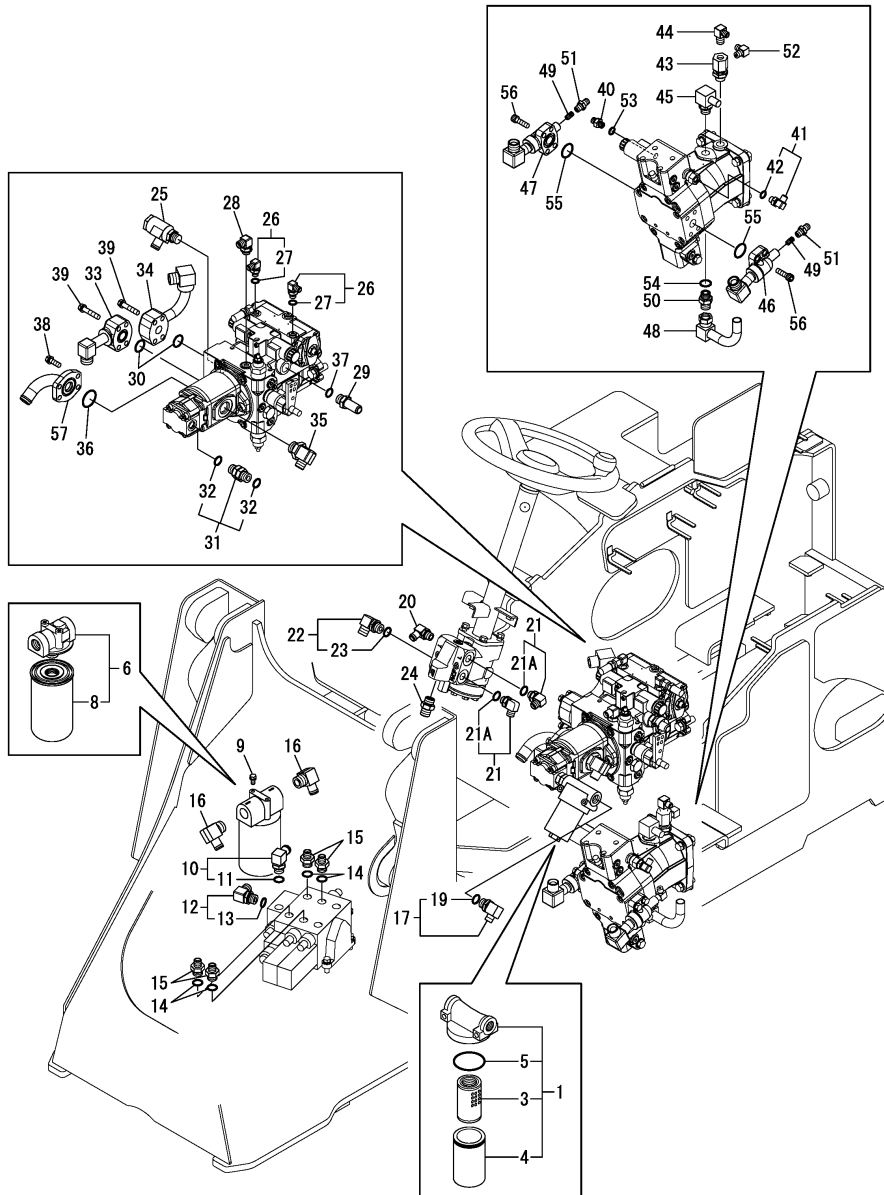
(B)=V3-6(AS)

(C)=V3-6(NZ)

(D)=

(E)=

(F)=

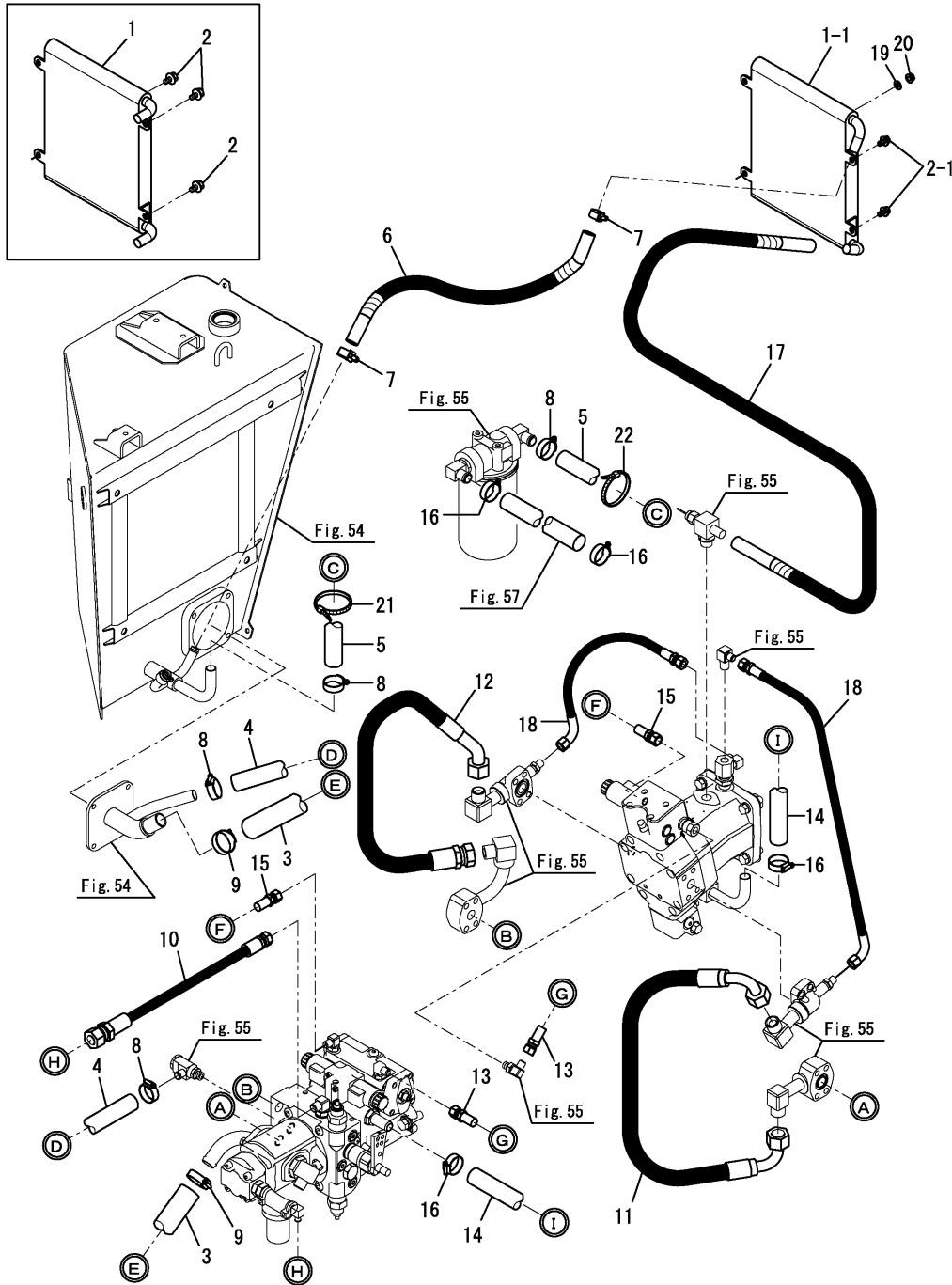


REF.	LEV.	PARTS NO.	DESCRIPTION	QTY						I	R
				(A)	(B)	(C)	(D)	(E)	(F)		
43	1	172519-76180	CONNECTOR	1	1	1					
44	1	172312-76290	ELBOW 3/8-1/4	1	1	1					
45	1	172527-76460	CONNECTOR 1/2-16	1	1	1					
46	1	172538-76730-1	FRANGE MA (GRAY:49)	1	1	1					
47	1	172538-76740-1	FRANGE MB (GRAY:49)	1	1	1					
48	1	172534-76750-1	PIPE, DRAIN P-M (49)	1							
48-1	1	172534-76751-1	PIPE, DRAIN P-M (49)	1	1	1					N
(A=M/#60738)											
49	1	172538-76800	VALVE ASSY, CHECK	2	2	2					
50	1	172112-77361	CONNECTOR	1	1	1					
51	1	23391-020000	JOINT	2	2	2					
52	1	23393-020000	JOINT	1	1	1					
53	1	24315-000110	O-RING	1							
53-1	1	41851-000110	O-RING	1	1	1					N
(A=M/#60716)											
54	1	24315-000180	O-RING	1							
54-1	1	41851-000180	O-RING	1	1	1					N
(A=M/#60716)											
55	1	24315-000300	O-RING	2	2	2					
56	1	26450-100352	BOLT	8	8	8					
57	1	172534-76700-1	PIPE,SUCTION(GRAY:49)	1							
57-1	1	172534-76701-1	FRANGE,SUCTION (49)	1	1	1					N
(A=M/#60738)											

Remarks

(1)Interchangeable by simultaneous Replacement with Ref.No.30-1,33-1, 34-1.

Fig.56. HYD.OIL PIPING(HST)

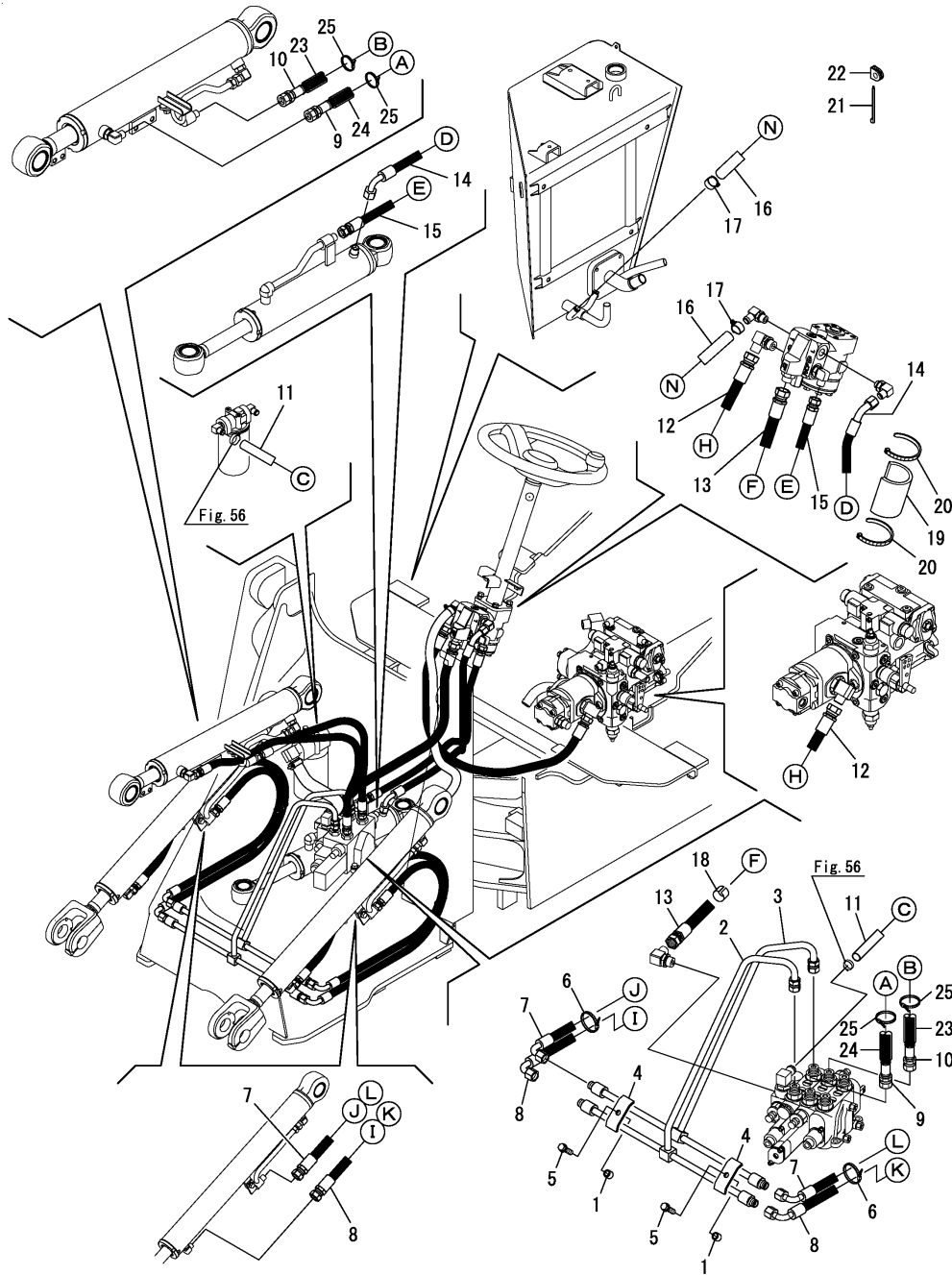


(A)=V3-6(US)
(B)=V3-6(AS)
(C)=V3-6(NZ)

(D)=
(E)=
(F)=

REF.	LEV.	PARTS NO.	DESCRIPTION	QTY						I	R
				(A)	(B)	(C)	(D)	(E)	(F)		
1	1	172538-74800	OIL COOLER	1							
1-1	1	172539-74800	OIL COOLER	1	1	1					S
(A=M/#60747)											
2	1	26014-080162	BOLT	3							
2-1	1	26014-080162	BOLT	2	2	2					K
(A=M/#60747)											
3	1	172538-78120	HOSE	1	1	1					
4	1	172538-78160	HOSE	1	1	1					
5	1	172444-78310	HOSE	1	1	1					
6	1	172538-78150	HOSE	1							
6-1	1	172A47-78330	HOSE	1	1	1					S
(A=M/#60747)											
7	1	23001-022000	CLAMP, HOSE	2	2	2					
8	1	23001-035000	CLAMP, HOSE	4	4	4					
9	1	23001-041000	CLAMP, HOSE	2	2	2					
10	1	172538-78130	HOSE	1	1	1					
11	1	172538-78100	HOSE	1	1	1					
12	1	172538-78110	HOSE	1	1	1					
13	1	172538-78141	HOSE	1	1	1					
14	1	172538-78171	HOSE	1	1	1					
15	1	172480-78970	HOSE	1	1	1					
16	1	23001-035000	CLAMP, HOSE	4	4	4					
17	1	172541-78110	HOSE	1							
17-1	1	172A47-78320	HOSE	1	1	1					S
(A=M/#60747)											
18	1	172538-78761	HOSE	2	2	2					
19	1	22137-080000	WASHER	1	1	1					W
(A=M/#60747)											
20	1	26051-080002	NUT	1	1	1					W
(A=M/#60747)											
21	1	172122-79930	CLAMP, HOSE	1	1	1					W
(A=M60501)											
22	1	172122-79930	CLAMP, HOSE	1	1	1					W
(A=MZZZZZ) (B=MZZZZZ) (C=MZZZZZ)											

Fig.57. HYD.OIL PIPING(LOADER)



(A)=V3-6(US)
(B)=V3-6(AS)
(C)=V3-6(NZ)

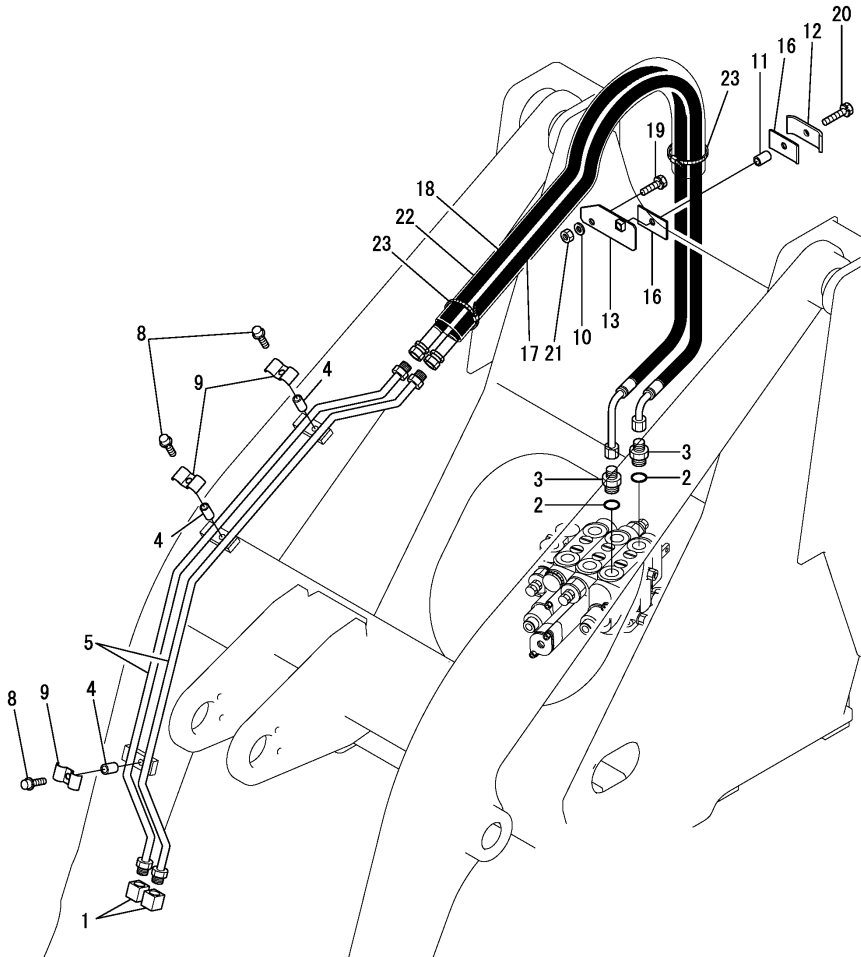
(D)=
(E)=
(F)=

REF.	LEV.	PARTS NO.	DESCRIPTION	QTY						I	R
				(A)	(B)	(C)	(D)	(E)	(F)		
1	1	172183-37510	COLLAR 11X16X13	2	2	2					
2	1	172538-76500-2	PIPE ASSY, LIFT	1	1	1					
2-1	1	172538-76500-Y	PIPE A ASSY,LIFT	1	1	1					S
		(A=M61501) (B=M61501) (C=M61501)									
3	1	172538-76550-2	PIPE ASSY, LIFT	1	1	1					
3-1	1	172538-76550-Y	PIPE B ASSY,LIFT	1	1	1					S
		(A=M61501) (B=M61501) (C=M61501)									
4	1	172520-77380	W.P BACH PLATE	2	2	2					
5	1	26013-100352	BOLT	2	2	2					
6	1	172137-16560	BAND	2	2	2					
7	1	172527-78111	HOSE	2	2	2					
8	1	172538-78300	HOSE	2	2	2					
9	1	172538-78240	HOSE	1	1	1					
10	1	172538-78250	HOSE	1	1	1					
11	1	172527-78731	HOSE	1	1	1					
12	1	172173-78120	HOSE	1	1	1					
13	1	172538-78190	HOSE	1	1	1					
14	1	172538-78210	HOSE	1	1	1					
15	1	172538-78260	HOSE	1	1	1					
16	1	172527-78750	HOSE	1	1	1					
17	1	23001-022000	CLAMP, HOSE	2	2	2					
18	1	1A7400-06310	SEAL, DISC	1	1	1					
19	1	172538-19950	SPONGE,HOSE 100	1	1	1					
20	1	172122-79930	CLAMP, HOSE	2	2	2					
21	1	172126-11510	BAND	1	1	1					
22	1	172444-68690	RUBBER	1	1	1					
23	1	172538-78610	COVER,HOSE 47X800	1	1	1					
24	1	172151-79430	COVER, HOSE	1	1	1					
25	1	933168-55770	BAND	4	4	4					

Fig.58. HYD.OIL PIPING(3RD)

(A)=V3-6(US)
(B)=V3-6(AS)
(C)=V3-6(NZ)

(D)=
(E)=
(F)=



REF.	LEV.	PARTS NO.	DESCRIPTION	QTY						I	R
				(A)	(B)	(C)	(D)	(E)	(F)		
1	1	172137-75570	ADAPTER	2	2	2					
2	1	24311-000180	O-RING	2	2	2					
3	1	172112-77361	CONNECTOR	2	2	2					
4	1	172490-69760	COLLAR 16X2.5X13	3	3	3					
5	1	172538-76400-1	PIPE ASSY,3RD (2J)	2	2	2					
5-1	1	172538-76400-Y	PIPE ASSY, 3RD	2	2	2					S
		(A=M61501) (B=M61501) (C=M61501)									
8	1	26013-100452	BOLT	3	3	3					
9	1	933155-09670	CLAMP, PIPE	3	3	3					
9-1	1	933155-09670-Y	CLAMP, PIPE	3	3	3					S
		(A=M61501) (B=M61501) (C=M61501)									
10	1	194145-04810	WASHER	1	1	1					
11	1	172187-76520	COLLAR, CLAMP	1	1	1					
12	1	172520-77380	W.P BACH PLATE	1	1	1					
13	1	172527-77400	HOSE STAY ASSY,3RD	1	1	1					
16	1	172524-78150	RUBBER 35X65	2	2	2					
17	1	172538-78570	HOSE	1							
17-1	1	172538-78550	HOSE,H208BC125	1	1	1					N
		(A=M60695)									
18	1	172538-78580	HOSE	1							
18-1	1	172538-78560	HOSE,H208BC133	1	1	1					N
		(A=M60695)									
19	1	26013-100352	BOLT	1	1	1					
20	1	26013-100452	BOLT	1							
20-1	1	26013-100502	BOLT	1	1	1					N
		(A=MXXXXX)									
21	1	26716-100002	NUT	1	1	1					
22	1	172538-78600	COVER,HOSE 56X720	1	1	1					
23	1	172122-79930	CLAMP, HOSE	2	2	2					

Fig.59. GREASING

(A)=V3-6(US)
 (B)=V3-6(AS)
 (C)=V3-6(NZ)

(D)=
 (E)=
 (F)=

REF.	LEV.	PARTS NO.	DESCRIPTION	Q'TY						I	R
				(A)	(B)	(C)	(D)	(E)	(F)		
1	1	172141-77800	JOINT, GREASE	2	2	2					
2	1	172146-77801	HOSE	1	1	1					
3	1	24764-040000	NIPPLE, GREASE	1	1	1					

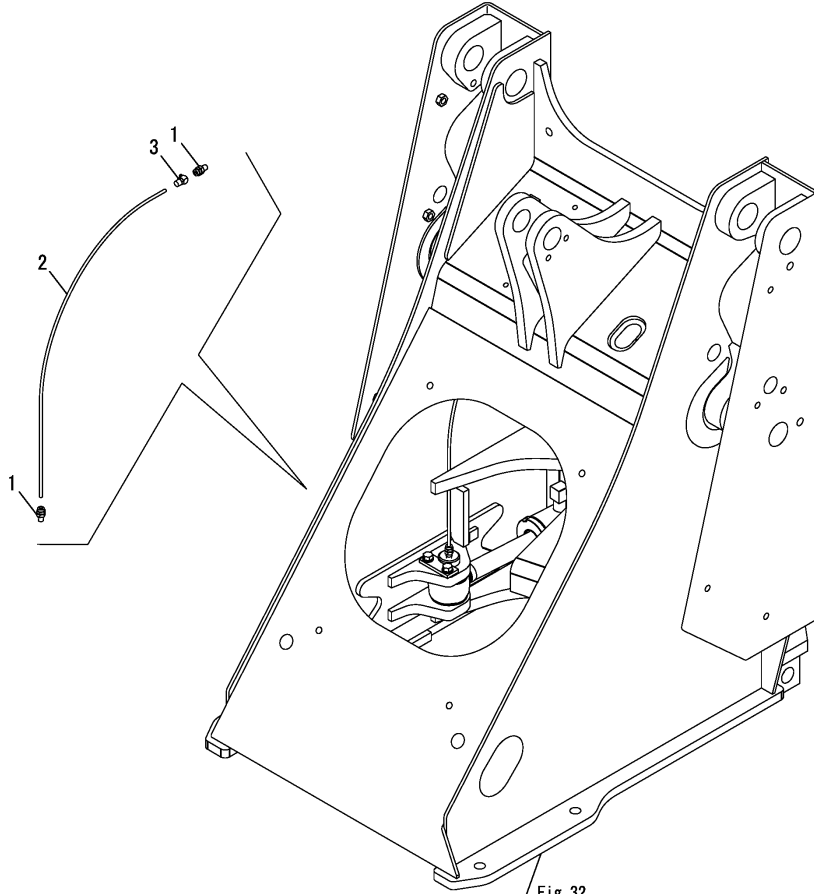
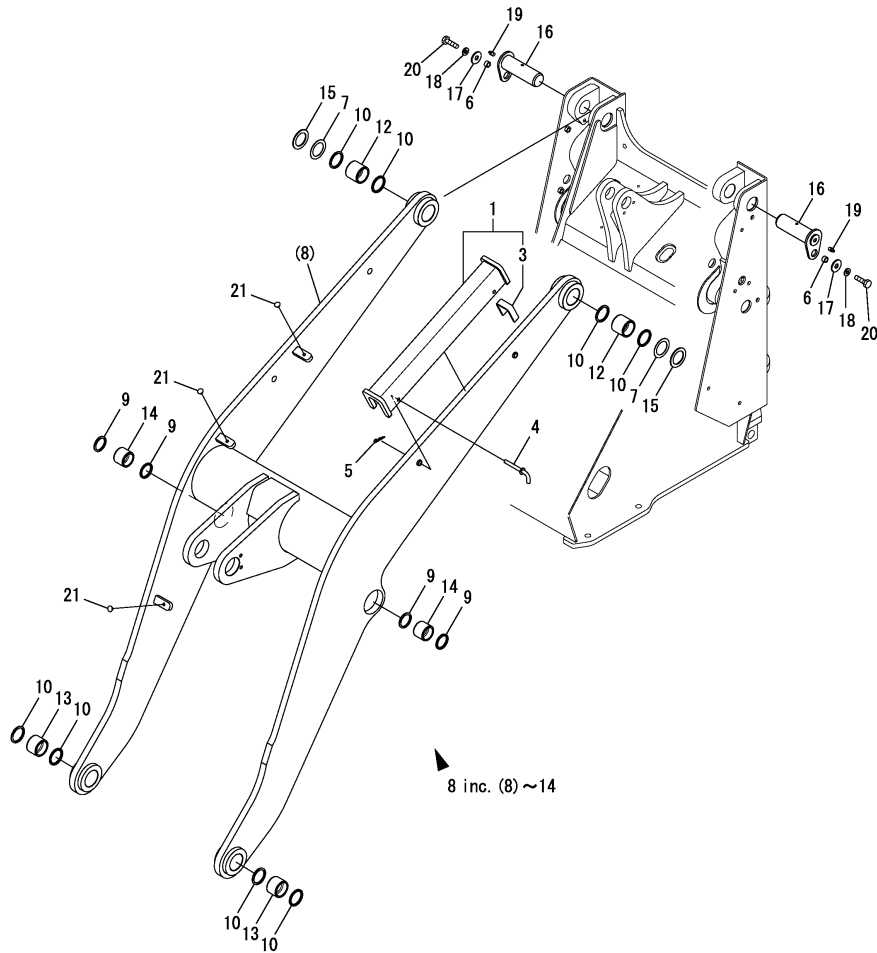


Fig. 32

Fig.60. LIFT ARM

(A)=V3-6(US)
(B)=V3-6(AS)
(C)=V3-6(NZ)

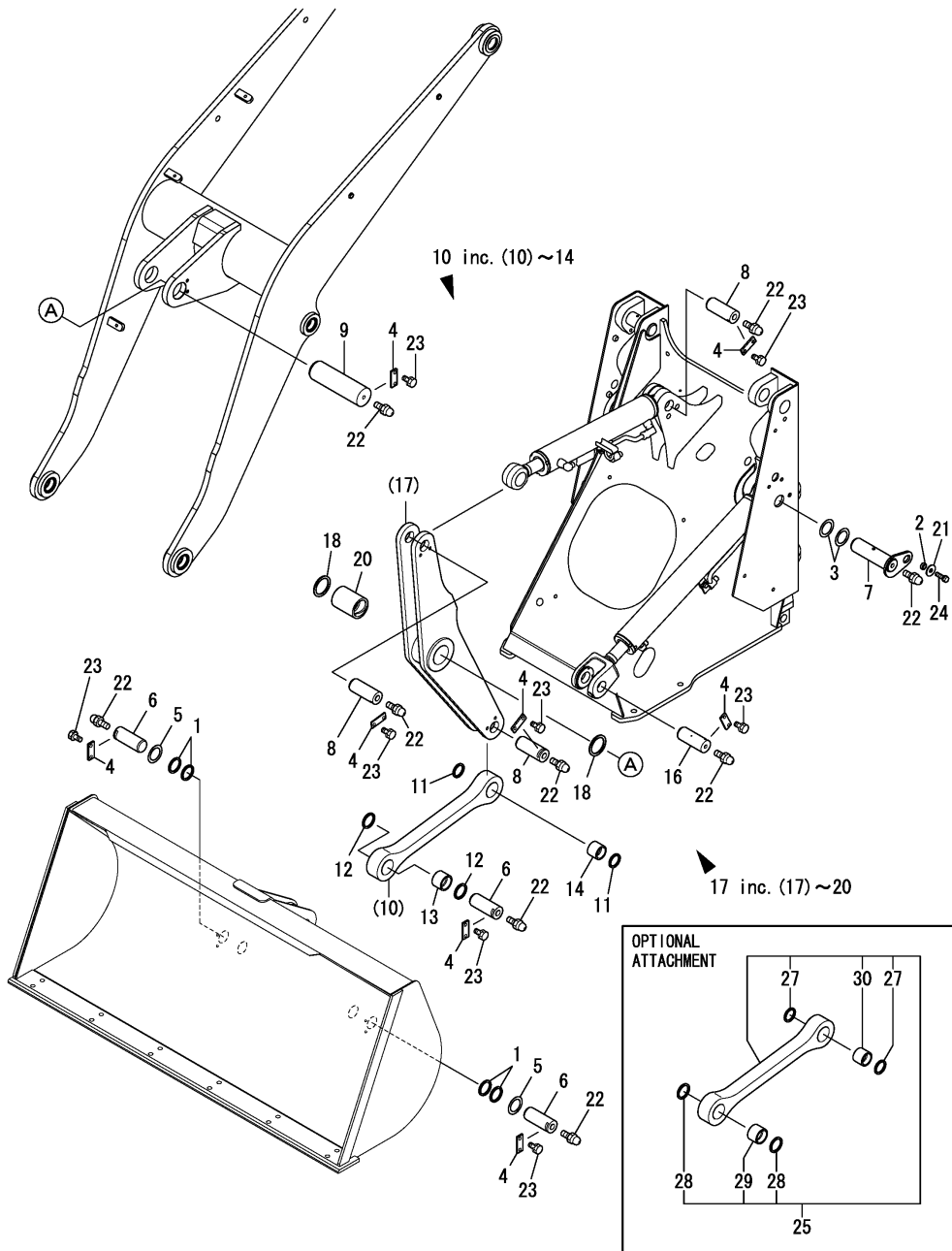
(D)=
(E)=
(F)=



REF.	LEV.	PARTS NO.	DESCRIPTION	QTY						I	R
				(A)	(B)	(C)	(D)	(E)	(F)		
1	1	172538-45700	LOCK ASSY, LIFT ARM	1	1	1					
3	2	172527-45820	RUBBER	2	2	2					
4	1	172527-45860	PIN ASSY,ARM LOCK	2	2	2					
5	1	22360-100000	PIN, SNAP	2	2	2					
6	1	172155-45790	SPACER	2	2	2					
7	1	172176-81660	COLLAR 45.5X65X1	2	2	2					
8	1	172538-91101-2	ARM ASSY,LIFT (2J)	1							1
8-1	1	172538-91102-3	ARM ASSY,LIFT (2J)	1	1	1					N 1
(A=M/#60738)											
8-2	1	172538-91102-Y	ARM ASSY,LIFT	1	1	1					S 1
(A=M61501) (B=M61501) (C=M61501)											
9	2	172448-72650	SEAL, DUST	4	4	4					
10	2	172168-81410	SEAL, DUST	8	8	8					
12	2	172538-91181	BUSH 45X55X48	2	2	2					
13	2	172538-91210	BUSH, 45X55X39	2	2	2					
14	2	172527-91190	BUSH	2	2	2					
14A	1	172A22-03220	LABEL, BRAND 670	1							2
14A-1	1	172A22-03220	LABEL, BRAND 670	2	2	2					K 2
(A=M/#60725)											
14B	1	172524-03652	LABEL, LIFT ARM LOCK	1	1	1					2
15	1	172527-91230	SHIM 45X65X2.6	2	2	2					
16	1	172538-91301	PIN ASSY,45X141	2	2	2					
17	1	22157-120000	WASHER	2	2	2					
18	1	22217-120000	WASHER, SPRING	2	2	2					
19	1	24764-020000	NIPPLE, GREASE	2	2	2					
20	1	26076-120452	BOLT	2	2	2					
21	1	172183-81160	CLIP, TREE	3	3	3					

Remarks
(1)Please use this part with following labels at the same time
Ref. No. 14A-1,14B.
(2)Labels are not illustrated.

Fig.61. LOADER LINK



(A)=V3-6(US)
(B)=V3-6(AS)
(C)=V3-6(NZ)

(D)=
(E)=
(F)=

REF.	LEV.	PARTS NO.	DESCRIPTION	QTY						I	R
				(A)	(B)	(C)	(D)	(E)	(F)		
1	1	172176-81660	COLLAR 45.5X65X1	2							
1-1	1	172176-81660	COLLAR 45.5X65X1	4	4	4					K
(A=M/#60738)											
2	1	172164-81670	SPACER	2	2	2					
3	1	172164-81770	COLLAR 40.5X60X1	4	4	4					
4	1	172512-91210-3	PLATE,PIN(YELLOW:2J)	9	9	9					
4-1	1	172512-91210-Y	PLATE,PIN	9	9	9					S
(A=M61501) (B=M61501) (C=M61501)											
5	1	172527-91230	SHIM 45X65X2.6	2	2	2					
6	1	172527-91250	PIN 45X115	3	3	3					
7	1	172538-91260	PIN ASSY,40X141	2	2	2					
8	1	172527-91270	PIN 40X107	3	3	3					
9	1	172527-91290	PIN 60X172	1	1	1					
10	1	172527-91301-2	LINK (YELLOW:2J)	1							
10-1	1	172538-91500	LINK ASSY,US (2J)	1							N
(A=MZZZZZ)											
10-2	1	172538-91500-Y	LINK ASSY,US	1							S
(A=M61501)											
10A	1	172527-91301-2	LINK (YELLOW:2J)		1	1					
10A-1	1	172527-91301-Y	LINK		1	1					S
(B=M61501) (C=M61501)											
11	2	172448-72650	SEAL, DUST	2	2	2					
12	2	172168-81410	SEAL, DUST	2	2	2					
13	2	172527-91180	BUSH	1	1	1					
14	2	172527-91190	BUSH	1	1	1					
16	1	172538-91350	PIN,40X118	2	2	2					
17	1	172527-91600-2	BELL-CRANK ASSY (2J)	1	1	1					
17-1	1	172527-91600-Y	BELL-CRANK ASSY	1	1	1					S
(A=M61501) (B=M61501) (C=M61501)											
18	2	172020-10620	SEAL, DUST	2	2	2					
20	2	172527-91650	BUSH	1	1	1					
21	1	22157-120000	WASHER	2	2	2					
22	1	24764-020000	NIPPLE, GREASE	11	11	11					
23	1	26013-100202	BOLT	18	18	18					
24	1	26013-120402	BOLT	2	2	2					
25	1	172538-08950	LINK KIT,BACKET (2J)	1	1	1					W
(A=MZZZZZ)											
25-1	1	172538-08950-Y	LINK KIT,BACKET	1	1	1					S
(A=M61501) (B=M61501) (C=M61501)											
27	3	172448-72650	SEAL, DUST	2	2	2					W
(A=MZZZZZ)											
28	3	172168-81410	SEAL, DUST	2	2	2					W
(A=MZZZZZ)											
29	3	172527-91180	BUSH	1	1	1					W
(A=MZZZZZ)											
30	3	172527-91190	BUSH	1	1	1					W
(A=MZZZZZ)											

Fig.62. OIL JOCKEY

62. OIL JOCKEY

(A)=V3-6(US)
 (B)=V3-6(AS)
 (C)=V3-6(NZ)

(D)=
 (E)=
 (F)=

REF.	LEV.	PARTS NO.	DESCRIPTION	Q'TY						I	R
				(A)	(B)	(C)	(D)	(E)	(F)		
1	1	172538-05150 (A=MXXXXX)	OIL JOCKEY 3L,(LONG	1							Z

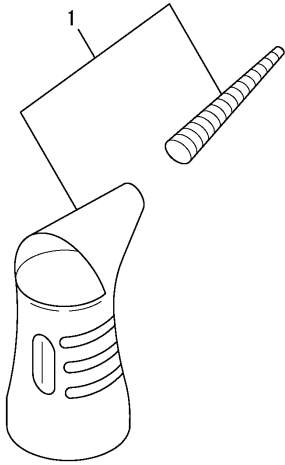


Fig.63. BUCKET

(A)=V3-6(US)
 (B)=V3-6(AS)
 (C)=V3-6(NZ)

(D)=
 (E)=
 (F)=

REF.	LEV.	PARTS NO.	DESCRIPTION	QTY						I	R
				(A)	(B)	(C)	(D)	(E)	(F)		
1	1	172527-91400-2	BUCKET ASSY	1	1	1					
2	1	172527-91391	EDGE 1570 (49)	1	1	1					
3	1	172524-91520	BOLT M14X 35 PLATED	6	6	6					
4	1	22217-140000	WASHER, SPRING	6	6	6					
5	1	26736-140002	NUT	6	6	6					

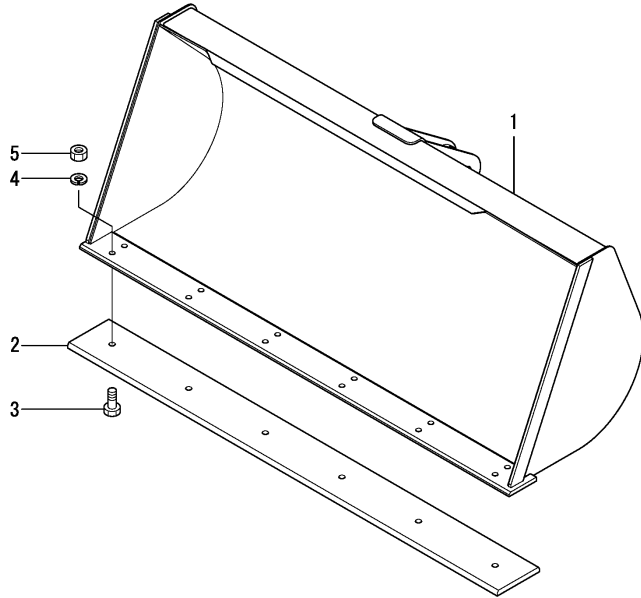
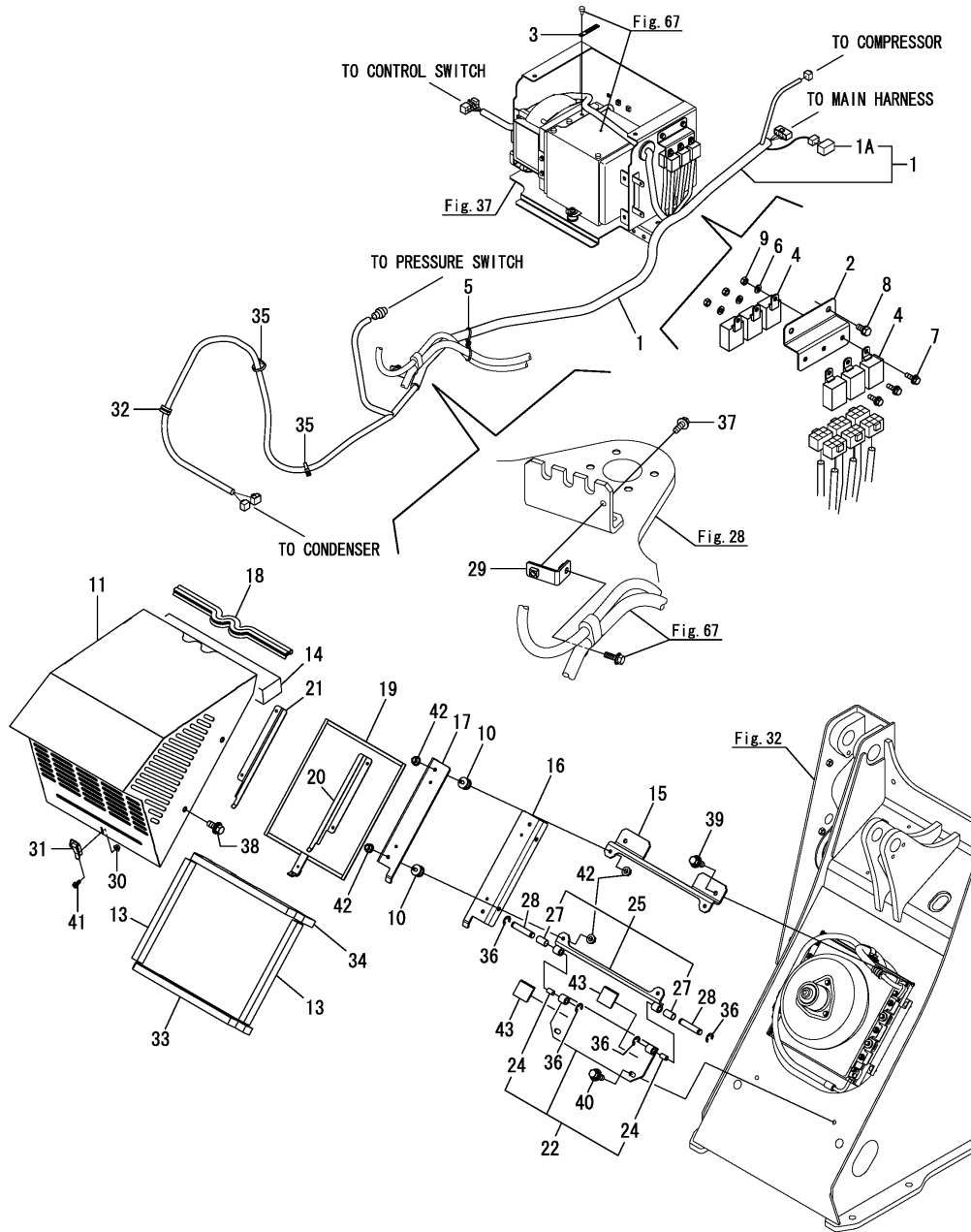


Fig.64. AIR CON.(FRONT)

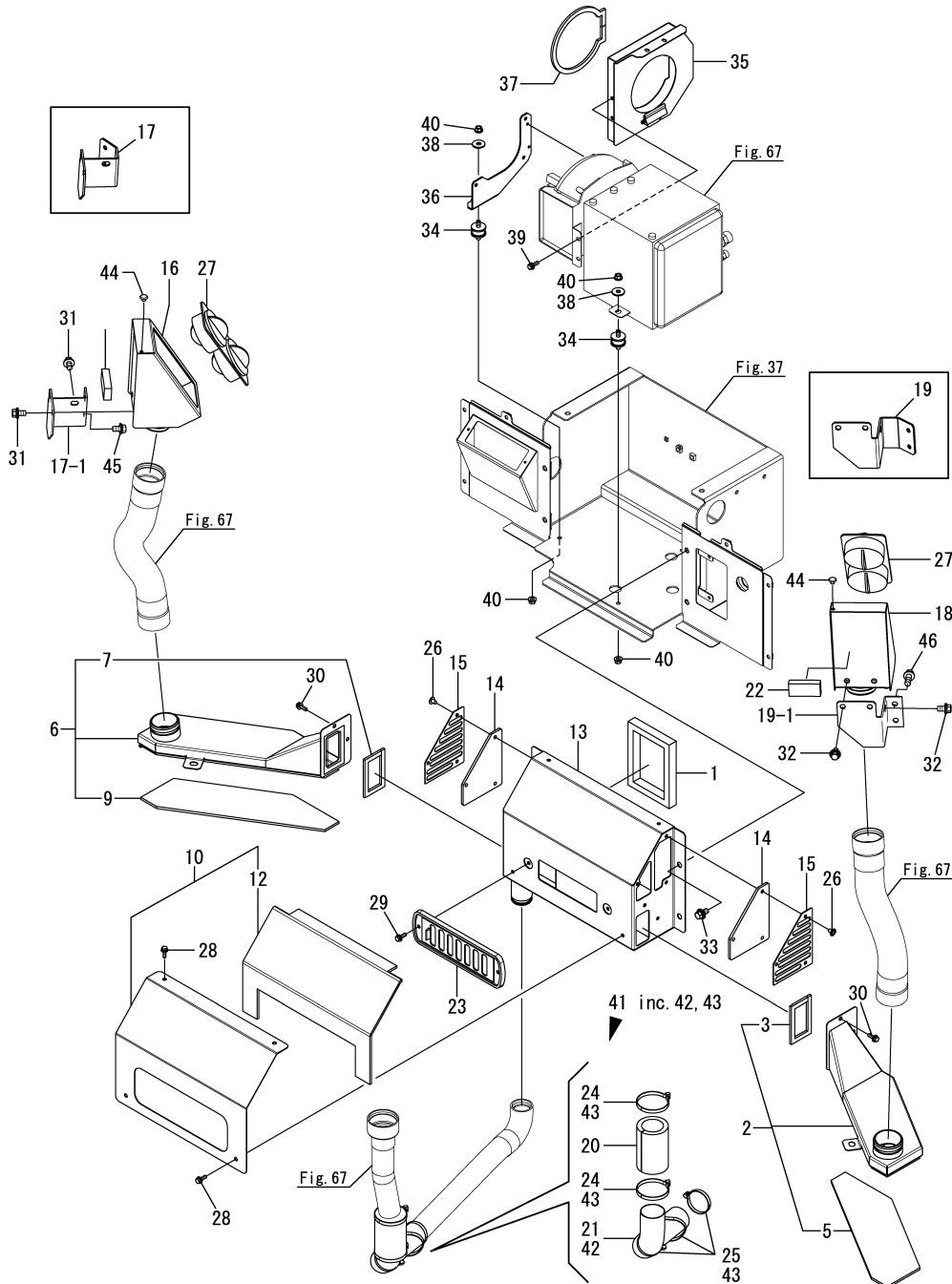


(A)=V3-6(US)
(B)=V3-6(AS)
(C)=V3-6(NZ)

(D)=
(E)=
(F)=

REF.	LEV.	PARTS NO.	DESCRIPTION	QTY						I	R
				(A)	(B)	(C)	(D)	(E)	(F)		
1	1	172539-16800	HARNES,A/C	1							
1-1	1	172539-16801	HARNES ASSY,A/C	1	1	1					N
		(A=M60936)									
1A	2	172648-16600	DIODE	1	1	1					W
		(A=M60501)									
2	1	172539-18680	BASE,A/C (GRAY:49)	1	1	1					
3	1	194440-51630	CLAMP, HARNES	1	1	1					
4	1	119247-77100	RELAY	6	6	6					
5	1	172187-78580	BAND	1	1	1					
6	1	22137-060000	WASHER	3	3	3					
7	1	26014-060202	BOLT	3	3	3					
8	1	26014-080162	BOLT	2	2	2					
9	1	26716-060002	NUT	3	3	3					
10	1	172447-13550	MOUNT, PAD	4	4	4					
11	1	172538-18090	COVER,CONDENSER (2J)	1	1	1					
11-1	1	172538-18090-Y	COVER,CONDENSER	1	1	1					S
		(A=M61501) (B=M61501) (C=M61501)									
13	2	172539-60430	EV A,COVER	2	2	2					
14	2	172539-60490	EV B,COVER	1	1	1					
15	1	172539-18270	STAY,UP ASSY (49)	1	1	1					
16	1	172539-18300	STAY L,SIDE ASSY(49)	1	1	1					
17	1	172539-18310	STAY R,SIDE ASSY(49)	1	1	1					
18	1	172539-18800	RUBBER,SEAL 470	1	1	1					
19	1	172538-19220	SCREEN,A/C (49)	1	1	1					
20	1	172539-19600	PLATE L,RAIL (49)	1	1	1					
21	1	172539-19610	PLATE R,RAIL (49)	1	1	1					
22	1	172539-19620	STAY A ASSY,LOW (49)	1	1	1					
24	2	24550-010200	BUSH	2	2	2					
25	1	172539-19630	STAY B ASSY,LOW (49)	1	1	1					
27	2	24550-010200	BUSH	2	2	2					
28	1	172539-19690	PIN 10X51	2	2	2					
29	1	172539-19750	STAY,CLAMP ASSY (49)	1	1	1					
30	1	194990-22120	NUT	2	2	2					
31	1	1C6860-37030	LOCK B,SNAP	1	1	1					
32	1	1A1686-57850	CLAMP, 80	1	1	1					
33	1	172539-60400	EV A,CONDENSER	1	1	1					
34	1	172539-60410	EV B,CONDENSER	1	1	1					
35	1	172122-79930	CLAMP, HOSE	3	3	3					
36	1	22272-000090	RING	4	4	4					
37	1	26014-080252	BOLT	1	1	1					
38	1	26014-100252	BOLT	4	4	4					
39	1	26014-100252	BOLT	2	2	2					
40	1	26014-100252	BOLT	2	2	2					
41	1	26023-050122	SCREW	2	2	2					
42	1	26051-080002	NUT	8	8	8					
43	1	172539-19700	RUBBER,50X50X3	2	2	2					W
		(A=M60501)									

Fig.65. AIR CON.(DUCT)



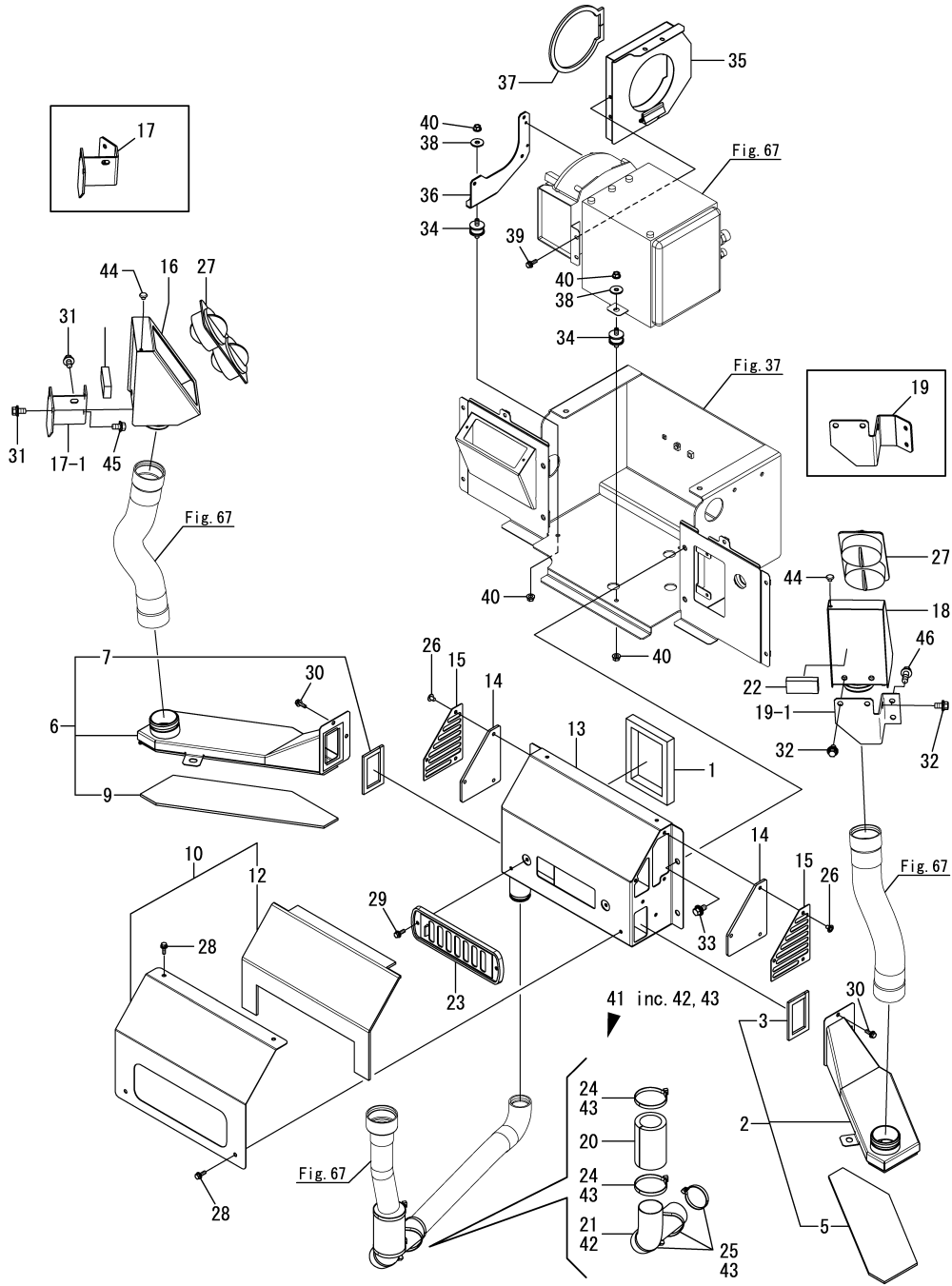
(A)=V3-6(US)
(B)=V3-6(AS)
(C)=V3-6(NZ)

(D)=
(E)=
(F)=

REF.	LEV.	PARTS NO.	DESCRIPTION	Q'TY						I	R
				(A)	(B)	(C)	(D)	(E)	(F)		
1	1	172499-13750	SEAL, DUCT	1	1	1					
2	1	172539-18060	DUCT FL,GRILL (49)	1	1	1					
3	2	172539-18980	SEAL 5X10X265	1	1	1					
5	2	172539-60470	INSULATION,DUCT FL	1	1	1					
6	1	172539-18070	DUCT FR,GRILL (49)	1	1	1					
7	2	172539-18980	SEAL 5X10X265	1	1	1					
9	2	172539-60480	INSULATION,DUCT FR	1	1	1					
10	1	172539-18080	COVER,DUCT ASSY (49)	1	1	1					
12	2	172539-60440	INSULATION,DUCT	1	1	1					
13	1	172539-18380	DUCT,A/C ASSY (49)	1	1	1					
14	1	172539-18910	FILTER,A/C	2	2	2					
15	1	172539-18920	PLATE,FILTER (49)	2	2	2					
16	1	172539-19470	GRILL FR,A/C ASSY(49)	1	1	1					
17	1	172539-19480	BRACKET FR,GRILL(49)	1	1	1					
17-1	1	172538-19400-1	BRACKET FR,GRILL(49)	1	1	1					S
(A=MZZZZZ) (B=MZZZZZ) (C=MZZZZZ)											
18	1	172539-19520	GRILL FL,A/C ASSY(49)	1	1	1					
19	1	172539-19530	BRACKET FL,GRILL(49)	1	1	1					
19-1	1	172538-19410-1	BRACKET FL,GRILL(49)	1	1	1					S
(A=MZZZZZ) (B=MZZZZZ) (C=MZZZZZ)											
20	1	172538-19950	SPONGE,HOSE 100	1	1	1					
21	1	172538-19970	COVER,HOSE 73X400	1	1	1					
22	1	172538-60320	EV H,REAR FRAME	2	2	2					
23	1	172187-61690	VENTILATOR	1	1	1					
24	1	172122-79930	CLAMP, HOSE	2	2	2					
25	1	172122-79930	CLAMP, HOSE	3	3	3					
26	1	1A8110-84210	RIVET	6	6	6					
27	1	1A7030-87411	GRILLE ASSY	2	2	2					
28	1	26014-060202	BOLT	4	4	4					
29	1	26014-060202	BOLT	2	2	2					
30	1	26014-060202	BOLT	4	4	4					
31	1	26014-100202	BOLT	3	3	3					
32	1	26014-100202	BOLT	3	3	3					
33	1	26014-100202	BOLT	4	4	4					
34	1	172447-13550	MOUNT, PAD	3	3	3					
35	1	172539-18450	DUCT,UNIT ASSY (49)	1	1	1					
36	1	172539-18500	BRACKET,UNIT (49)	1	1	1					
37	1	172539-18730	SEAL,UNIT	1	1	1					
38	1	22157-080000	WASHER	3	3	3					
39	1	26014-060202	BOLT	2	2	2					
40	1	26051-080002	NUT	6	6	6					
41	1	172538-08860	HOSE COVER KIT	1	1	1					W
(A=M/#60878)											
42	2	172538-19970	COVER,HOSE 73X400	1	1	1					W
(A=M/#60878)											
43	2	172122-79930	CLAMP, HOSE	5	5	5					W
(A=M/#60878)											
44	1	172176-67790	PLUG	2	2	2					W
(A=M60760)											
45	1	26014-100202	BOLT	2	2	2					W
(A=MZZZZZ) (B=MZZZZZ) (C=MZZZZZ)											

N:Old $\xrightarrow{\text{Yes}}$ New, Q:Old $\xrightarrow{\text{No}}$ New, R:Old $\xrightarrow{\text{Yes}}$ New, S:Old $\xrightarrow{\text{No}}$ New, W:Add, Z:Discontinued, F:Interchangeable by set, K:Q'ty Change
 ++ CONTINUE ++
 (C)Copyrights YANMAR CO.,LTD.

Fig.65. AIR CON.(DUCT)



(A)=V3-6(US)
(B)=V3-6(AS)
(C)=V3-6(NZ)

(D)=
(E)=
(F)=

REF.	LEV.	PARTS NO.	DESCRIPTION	QTY						I	R
				(A)	(B)	(C)	(D)	(E)	(F)		
46	1	26014-100202	BOLT (A=MZZZZZ) (B=MZZZZZ) (C=MZZZZZ)	2	2	2					W

Fig.78. (65A)AIR CON.(DUCT)(ENHANCED DEFROSTER SPEC.)

(A)=V3-6(US)

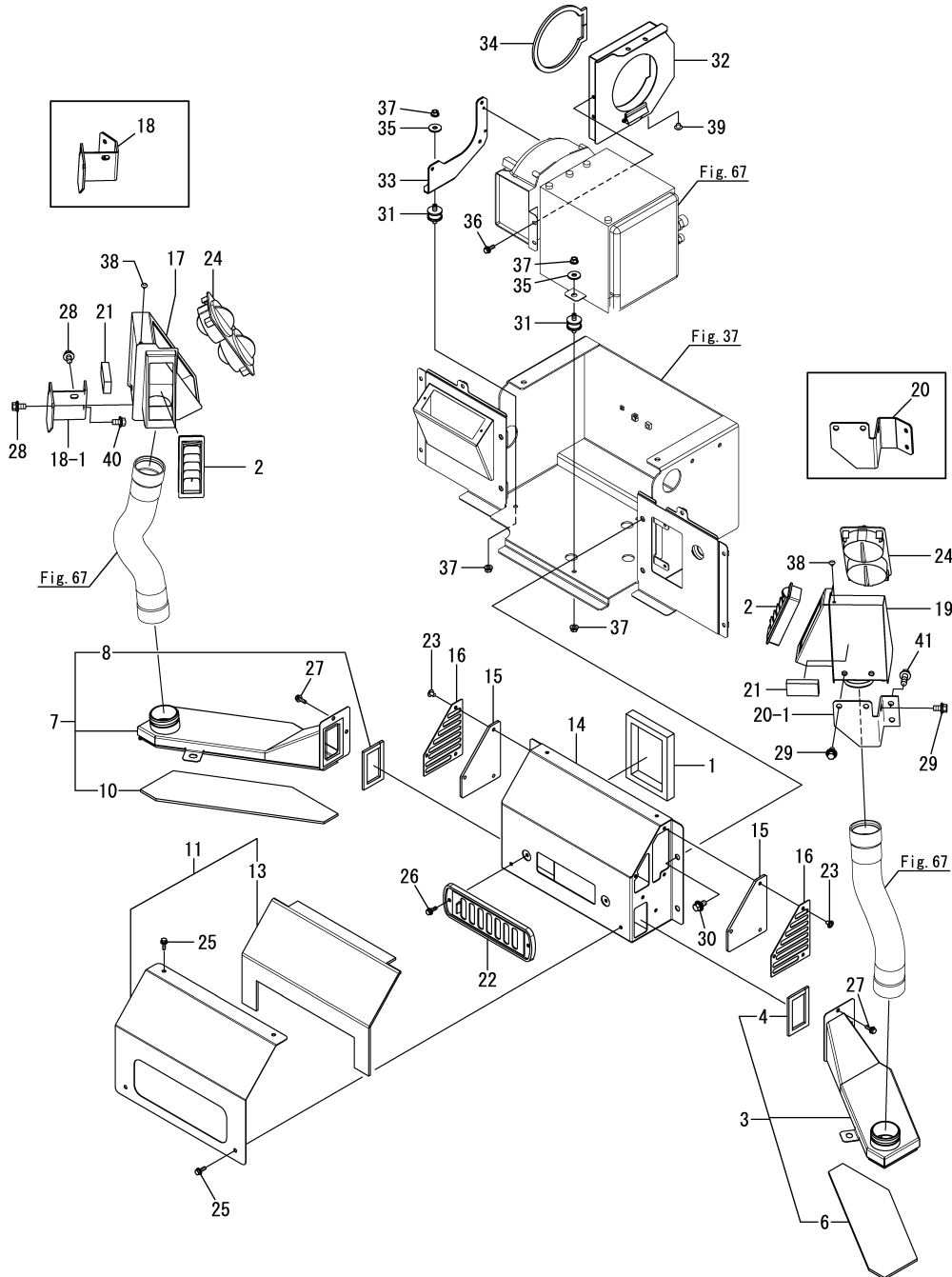
(B)=V3-6(AS)

(C)=V3-6(NZ)

(D)=

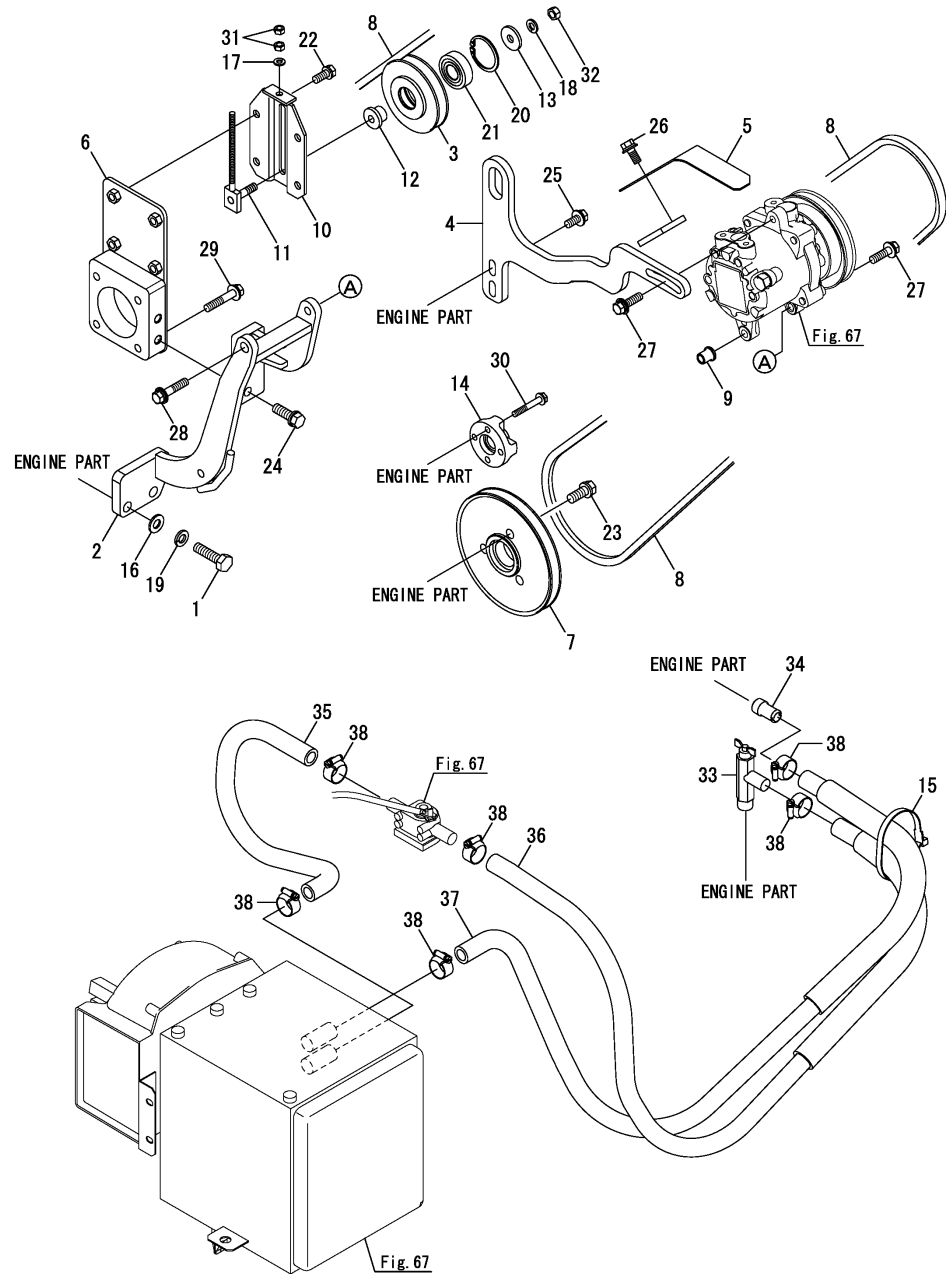
(E)=

(F)=



REF.	LEV.	PARTS NO.	DESCRIPTION	QTY						I	R
				(A)	(B)	(C)	(D)	(E)	(F)		
1	1	172499-13750	SEAL, DUCT	1	1	1					
2	1	172458-17700	GRILLE	2	2	2					
3	1	172539-18060	DUCT FL,GRILL (49)	1	1	1					
4	2	172539-18980	SEAL 5X10X265	1	1	1					
6	2	172539-60470	INSULATION,DUCT FL	1	1	1					
7	1	172539-18070	DUCT FR,GRILL (49)	1	1	1					
8	2	172539-18980	SEAL 5X10X265	1	1	1					
10	2	172539-60480	INSULATION,DUCT FR	1	1	1					
11	1	172539-18080	COVER,DUCT ASSY (49)	1	1	1					
13	2	172539-60440	INSULATION,DUCT	1	1	1					
14	1	172539-18850	DUCT,A/C DEF (49)	1	1	1					
15	1	172539-18910	FILTER,A/C	2	2	2					
16	1	172539-18920	PLATE,FILTER (49)	2	2	2					
17	1	172539-19950	GRILLE,R A/C DE (49)	1	1	1					
18	1	172539-19480	BRACKET FR,GRILL(49)	1	1	1					
18-1	1	172538-19400-1	BRACKET FR,GRILL(49)	1	1	1					S
		(A=MZZZZZ) (B=MZZZZZ) (C=MZZZZZ)									
19	1	172539-19100	GRILLE,L A/C DE (49)	1	1	1					
20	1	172539-19530	BRACKET FL,GRILL(49)	1	1	1					
20-1	1	172538-19410-1	BRACKET FL,GRILL(49)	1	1	1					S
		(A=MZZZZZ) (B=MZZZZZ) (C=MZZZZZ)									
21	1	172538-60320	EV H,REAR FRAME	2	2	2					
22	1	172187-61690	VENTILATOR	1	1	1					
23	1	1A8110-84210	RIVET	6	6	6					
24	1	1A7030-87411	GRILLE ASSY	2	2	2					
25	1	26014-060202	BOLT	4	4	4					
26	1	26014-060202	BOLT	2	2	2					
27	1	26014-060202	BOLT	4	4	4					
28	1	26014-100202	BOLT	3	3	3					
29	1	26014-100202	BOLT	3	3	3					
30	1	26014-100202	BOLT	4	4	4					
31	1	172447-13550	MOUNT, PAD	3	3	3					
32	1	172539-18450	DUCT,UNIT ASSY (49)	1	1	1					
33	1	172539-18500	BRACKET,UNIT (49)	1	1	1					
34	1	172539-18730	SEAL,UNIT	1	1	1					
35	1	22157-080000	WASHER	3	3	3					
36	1	26014-060202	BOLT	2	2	2					
37	1	26051-080002	NUT	6	6	6					
38	1	172176-67790	PLUG	2	2	2					
39	1	172176-67790	PLUG	1	1	1					
40	1	26014-100202	BOLT	2	2	2					W
		(A=MZZZZZ) (B=MZZZZZ) (C=MZZZZZ)									
41	1	26014-100202	BOLT	2	2	2					W
		(A=MZZZZZ) (B=MZZZZZ) (C=MZZZZZ)									

Fig.66. AIR CON.(REAR)



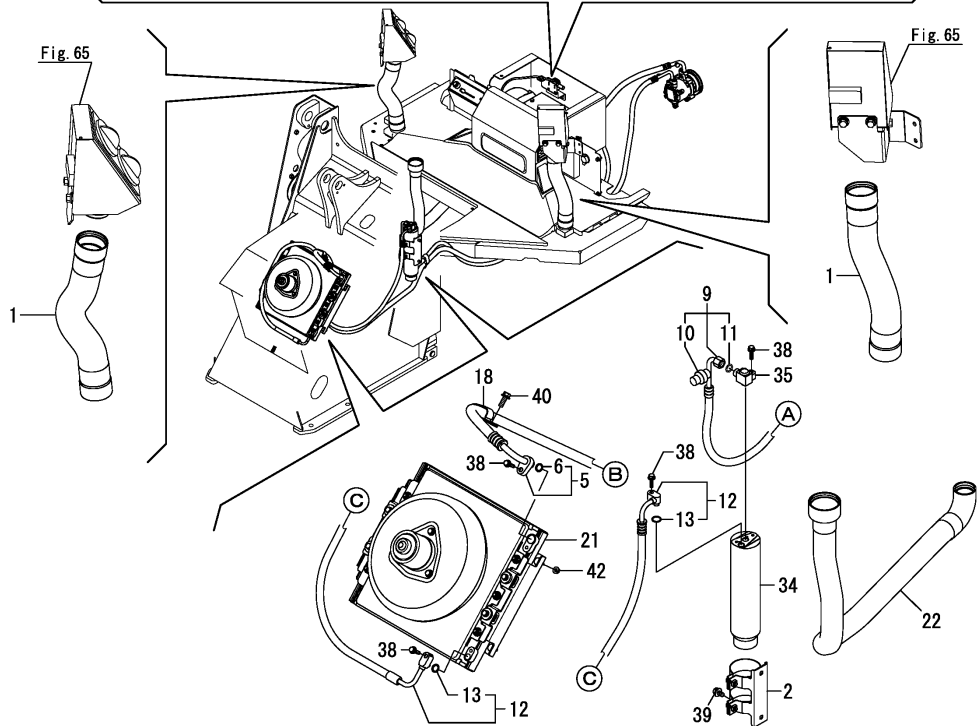
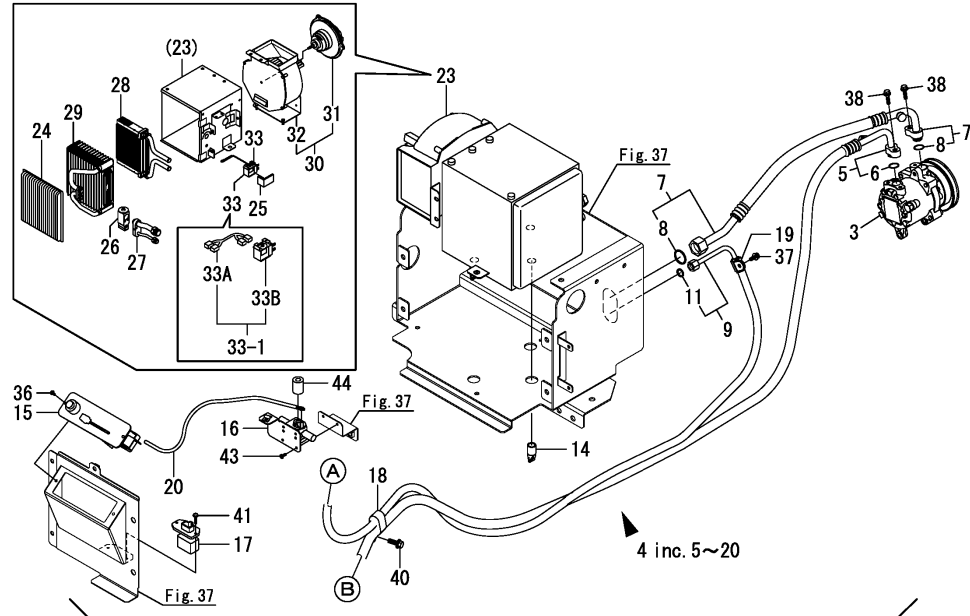
OCS10-G53302 66. AIR CON.(REAR)

(A)=V3-6(US)
(B)=V3-6(AS)
(C)=V3-6(NZ)

(D)=
(E)=
(F)=

REF.	LEV.	PARTS NO.	DESCRIPTION	QTY						I	R
				(A)	(B)	(C)	(D)	(E)	(F)		
1	1	194465-11940	BOLT	2	2	2					
2	1	172539-18100	BRACKET,COM ASSY(49)	1	1	1					
3	1	172445-18131	PULLEY, TENSION	1	1	1					
4	1	172539-18170	STAY,COMPRESSOR (49)	1	1	1					
5	1	172539-18190	COVER,BELT (49)	1	1	1					
6	1	172539-18200	STAY,IDLER ASSY (49)	1	1	1					
7	1	172539-18240	PULLY,146	1	1	1					
8	1	172539-18250	BELT A/C,COMPRESSOR	1	1	1					
9	1	172A69-18430	COLLAR, COMPRESSOR	1	1	1					
10	1	172165-18601	BRACKET ASSY, PULLEY	1	1	1					
11	1	172165-18630	ADJUSTER ASSY	1	1	1					
12	1	172165-18670	BOSS	1	1	1					
13	1	1A1040-43900	WASHER, SPRING	1	1	1					
14	1	121267-44760-1	SPACER, FAN 18MM	1	1	1					
15	1	172122-79930	CLAMP, HOSE	1	1	1					
16	1	22137-100000	WASHER	2	2	2					
17	1	22217-060000	WASHER, SPRING	1	1	1					
18	1	22217-080000	WASHER, SPRING	1	1	1					
19	1	22217-100000	WASHER, SPRING	2	2	2					
20	1	22252-000400	RING	1	1	1					
21	1	24104-062030	BEARING, BALL	1	1	1					
22	1	26013-080202	BOLT	4	4	4					
23	1	26013-100252	BOLT	3	3	3					
24	1	26013-100302	BOLT	2	2	2					
25	1	26014-080202	BOLT	2	2	2					
26	1	26014-080202	BOLT	2	2	2					
27	1	26014-080302	BOLT	2	2	2					
28	1	26014-080402	BOLT	1	1	1					
29	1	26014-080452	BOLT	4	4	4					
30	1	26106-060402	BOLT	4	4	4					
31	1	26716-060002	NUT	2	2	2					
32	1	26716-080002	NUT	1	1	1					
33	1	172425-17630	VALVE ASSY, HEATER	1	1	1					
34	1	172124-17640	JOINT, PIPE	1	1	1					
35	1	172539-19820	HOSE,HEATER 400	1	1	1					
36	1	172538-19870	HOSE ASSY,HEATER1040	1	1	1					
37	1	172538-19930	HOSE ASSY,HEATER1000	1	1	1					
38	1	23001-022000	CLAMP, HOSE	6	6	6					

Fig.67. AIR CON.(ELECTRIC PART)



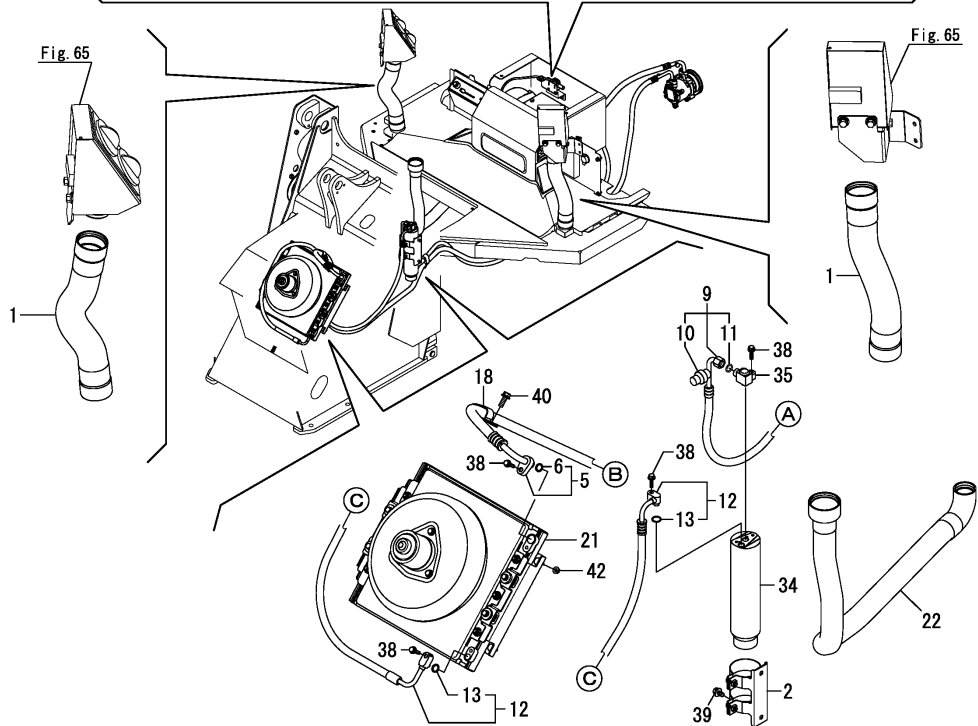
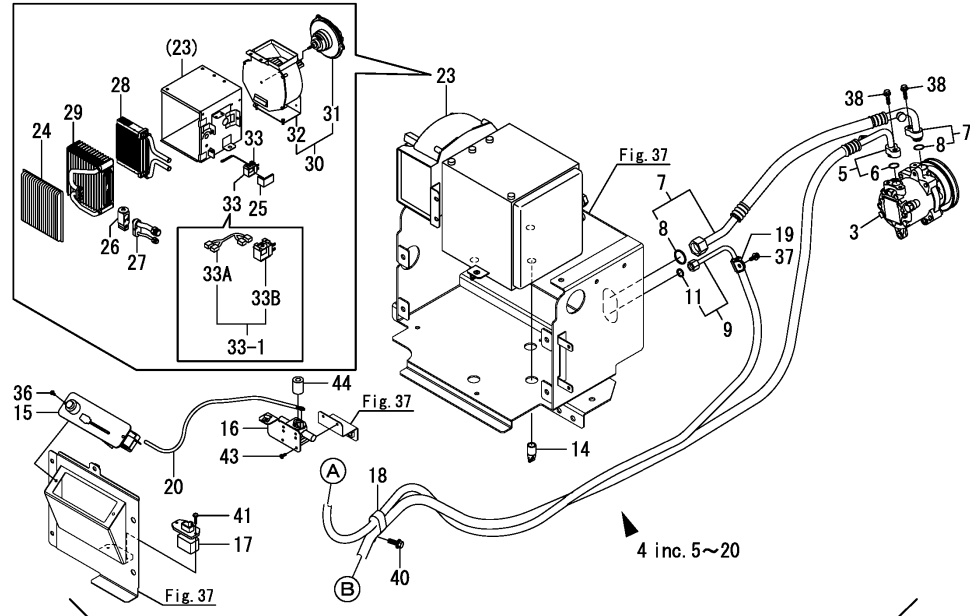
(A)=V3-6(US)
(B)=V3-6(AS)
(C)=V3-6(NZ)

(D)=
(E)=
(F)=

REF.	LEV.	PARTS NO.	DESCRIPTION	Q'TY						I	R
				(A)	(B)	(C)	(D)	(E)	(F)		
1	1	172499-17850	HOSE ASSY	2	2	2					
2	1	172162-18040	BRACKET, RADIATOR	1	1	1					
3	1	172A69-18100	COMPRESSOR ASSY	1	1	1					
4	1	172538-19010	A/C KIT,V3	1	1	1					
5	2	172538-19020	HOSE ASSY,COMP-COND	1	1	1					
6	3	1A7030-88820	O-RING	2	2	2					
7	2	172538-19040	HOSE ASSY,COMP-UNIT	1	1	1					
8	3	1A7030-88840	O-RING	2	2	2					
9	2	172539-19060	HOSE ASSY,R/D-UNIT	1	1	1					
10	3	172A47-18230	SWITCH, PRESSURE	1	1	1					
11	3	1A7030-88760	O-RING	2	2	2					
12	2	172539-19080	HOSE ASSY,COND-R/D	1	1	1					
13	3	1A7030-88760	O-RING	2	2	2					
14	2	172539-19200	TUBE, DRAIN	3	3	3					
15	2	1D4220-58150	PANEL, CONTROL	1	1	1					
16	2	1E8685-79920	VALVE, WATER	1	1	1					
17	2	1E8685-79940	RESISTOR	1	1	1					
18	2	1A7410-87610	CLAMP	2	2	2					
19	2	1A7410-87630	CLAMP	1	1	1					
20	2	1A7470-88420	CABLE	1	1	1					
21	1	172A69-19680	CONDENSER ASSY	1	1	1					
22	1	172539-19900	HOSE ASSY,DEF 1000	1	1	1					Z
		(A=MXXXXX) (B=MXXXXX) (C=MXXXXX)									
23	1	1E9110-79610	CONDITIONER ASSY,AIR	1							
23-1	1	1E9110-79611	CONDITIONER ASSY,AIR	1							N
		(A=MXXXXX)									
23-2	1	172A78-18100	CONDITIONER ASSY,AIR	1	1	1					N
		(A=M60936)									
24	2	1E9110-79680	FILTER	1	1	1					
25	2	1E9110-80100	GASKET	1	1	1					
26	2	1E9110-80130	VALVE, EXPANSION	1	1	1					
27	2	1E9110-80140	TUBE ASSY	1	1	1					
28	2	1E9110-80150	CORE, HEATER	1	1	1					
29	2	1E9110-80160	EVAPORATOR	1	1	1					
30	2	1E9110-80170	BLOWER ASSY	1							
30-1	2	172A78-18110	BLOWER ASSY	1	1	1					N
		(A=M60936)									
31	3	1E9110-80110	MOTOR	1	1	1					
32	3	1E9110-80180	FAN, BLOWER	1	1	1					
33	2	1A7030-88100	THERMOSTAT ASSY	1							
33-1	2	1A7030-87090	THERMOSTAT KIT	1	1	1					N
		(A=M60936)									
33A	3	1A7951-51300	CABLE, THERMOSTAT	1	1	1					W
		(A=M60936)									
33B	3	1A7030-88101	THERMOSTAT ASSY	1	1	1					W
		(A=M60936)									
34	1	1E8545-80210	DRYER, RECEIVER	1	1	1					
35	1	1E8545-80250	JOINT, RECEIVER	1	1	1					
36	1	22867-400101	SCREW	2							
36-1	1	26587-040122	SCREW	2	2	2					R
		(A=MZZZZZ)									

N:Old $\begin{matrix} \text{Yes} \\ \text{No} \end{matrix}$ New, Q:Old $\begin{matrix} \text{No} \\ \text{Yes} \end{matrix}$ New, R:Old $\begin{matrix} \text{Yes} \\ \text{No} \end{matrix}$ New, S:Old $\begin{matrix} \text{No} \\ \text{Yes} \end{matrix}$ New, W:Add, Z:Discontinued, F:Interchangeable by set, K:Q'ty Change
++ CONTINUE ++
(C)Copyrights YANMAR CO.,LTD.

Fig.67. AIR CON.(ELECTRIC PART)



OCS10-G53302 67. AIR CON.(ELECTRIC PART)

(A)=V3-6(US)

(B)=V3-6(AS)

(C)=V3-6(NZ)

(D)=

(E)=

(F)=

REF.	LEV.	PARTS NO.	DESCRIPTION	QTY						I	R
				(A)	(B)	(C)	(D)	(E)	(F)		
37	1	26014-060162	BOLT	1	1	1					
38	1	26014-060252	BOLT	6	6	6					
39	1	26014-080162	BOLT	2	2	2					
40	1	26014-080252	BOLT	2	2	2					
41	1	26033-040202	SCREW	2	2	2					
42	1	26051-060002	NUT	4	4	4					
43	1	26587-040102	SCREW	2	2	2					
44	1	172A47-18300	BUSH	1	1	1					W

(A=MXXXXXX)

Fig.68. FRONT GLASS KIT

68. FRONT GLASS KIT

(A)=V3-6(US)
 (B)=V3-6(AS)
 (C)=V3-6(NZ)

(D)=
 (E)=
 (F)=

REF.	LEV.	PARTS NO.	DESCRIPTION	Q'TY						I	R
				(A)	(B)	(C)	(D)	(E)	(F)		
1	1	172538-08800	GLASS KIT,FRONT	1	1	1					
2	2	172538-68110	GLASS,FRONT	1	1	1					
3	2	172538-68120	GLASS,FRONT LH	1	1	1					
4	2	172538-68130	GLASS,FRONT RH	1	1	1					
5	2	172538-68220	RUBBER	1	1	1					

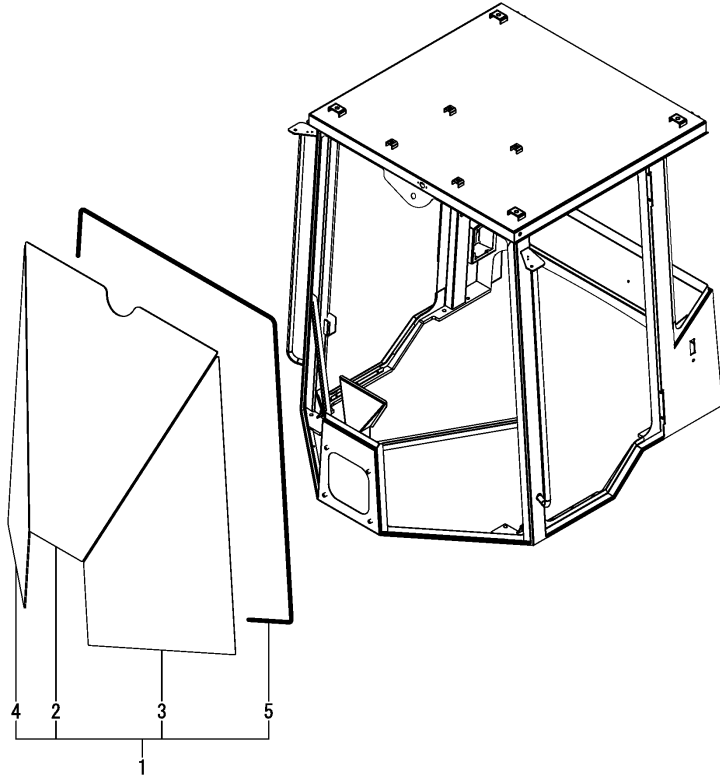
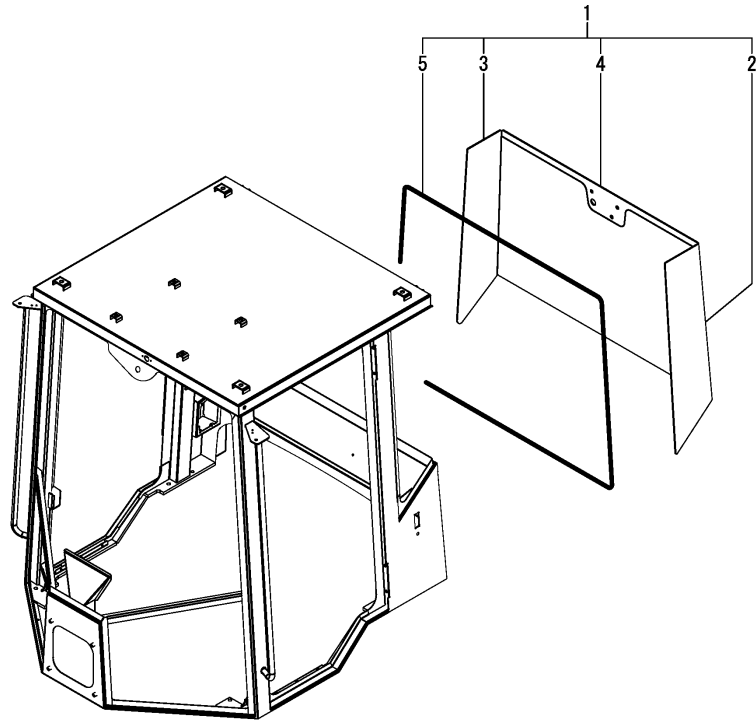


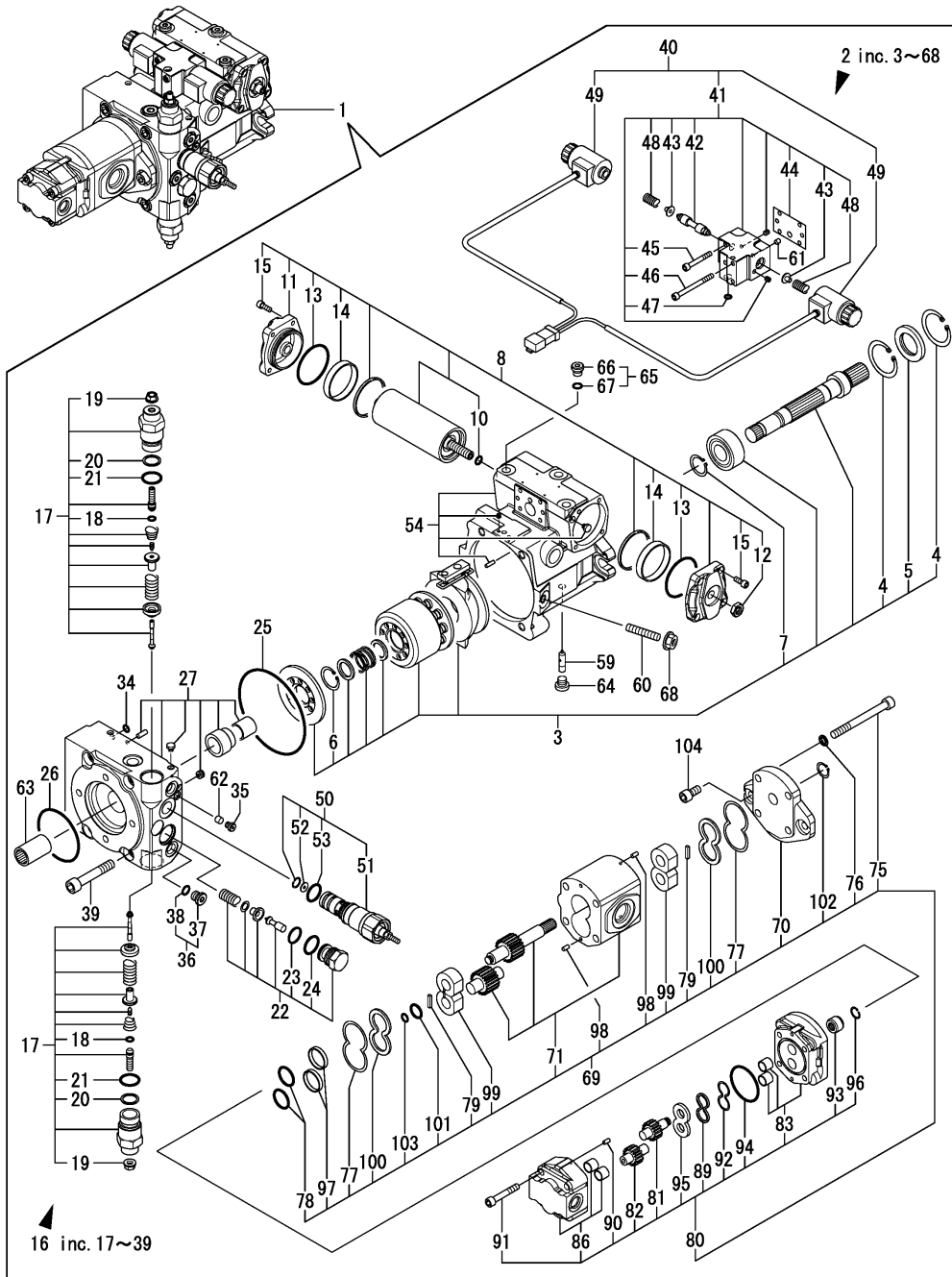
Fig.69. REAR GLASS KIT

(A)=V3-6(US) (D)=
 (B)=V3-6(AS) (E)=
 (C)=V3-6(NZ) (F)=



REF.	LEV.	PARTS NO.	DESCRIPTION	Q'TY						I	R
				(A)	(B)	(C)	(D)	(E)	(F)		
1	1	172538-08810	GLASS KIT,REAR	1	1	1					
2	2	172538-68140	GLASS, LH	1	1	1					
3	2	172538-68150	GLASS, RH	1	1	1					
4	2	172538-68160	GLASS, RR	1	1	1					
5	2	172538-68220	RUBBER	1	1	1					

Fig.70. HST PUMP(COMPONENT PART)



(A)=V3-6(US)

(B)=V3-6(AS)

(C)=V3-6(NZ)

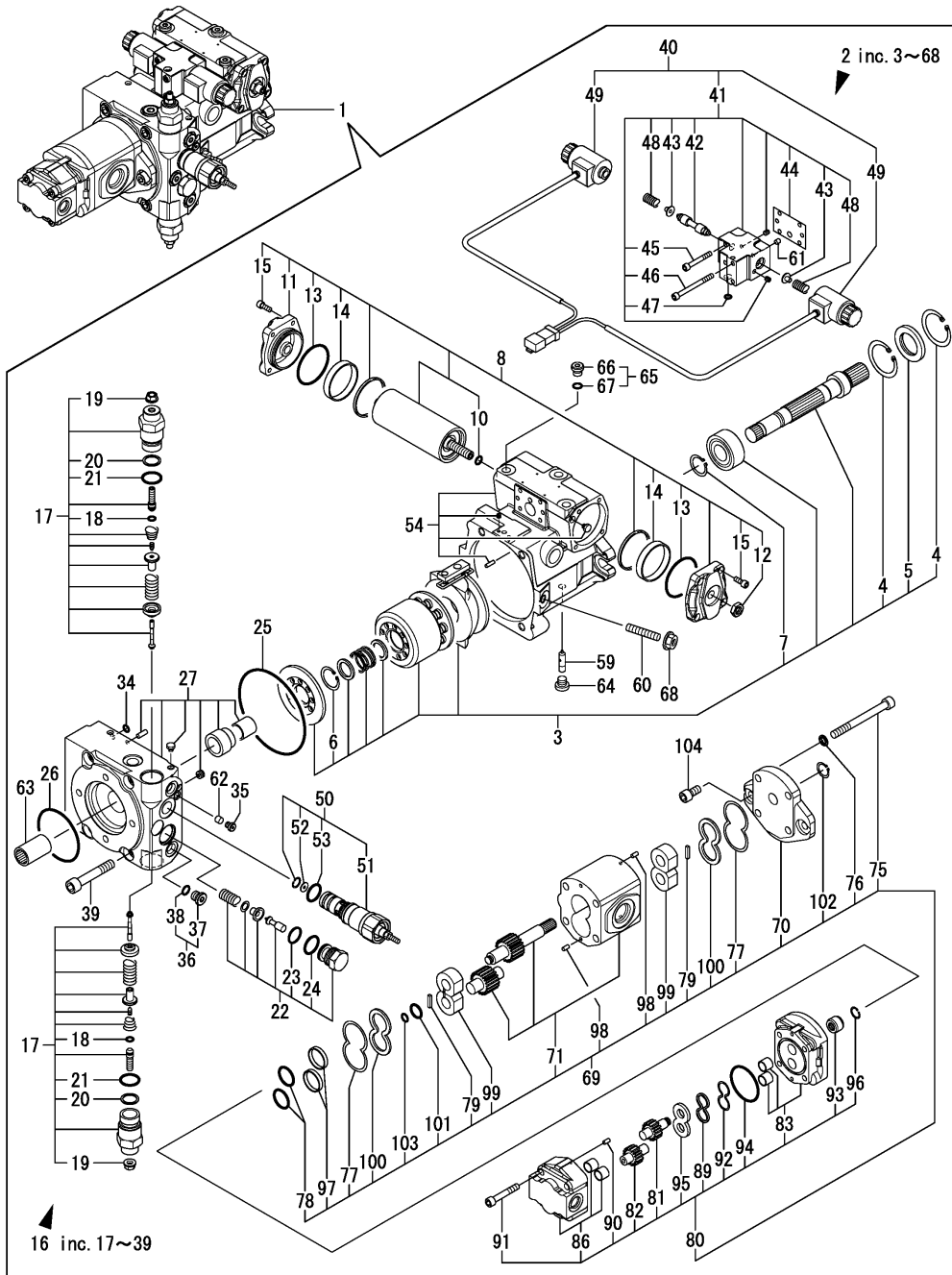
(D)=

(E)=

(F)=

REF.	LEV.	PARTS NO.	DESCRIPTION	Q'TY						I	R
				(A)	(B)	(C)	(D)	(E)	(F)		
1	1	172534-73100	PUMP ASSY, HST	1	1	1					
2	2	172534-73110	PISTON PUMP ASSY	1	1	1					
3	3	172653-71310	ROTARY GROUP	1	1	1					
4	4	172653-71420	RING,RETANING	2	2	2					
5	4	172653-71430	RING,SEAL	1	1	1					
6	4	172653-71440	RING,RETANING	1	1	1					
7	4	22242-000250	RING	1	1	1					
8	3	172653-71320	CONTROL,HYDRAULIC	1	1	1					
10	5	172179-73540	O-RING	1	1	1					
11	4	172653-71460	COVER	1	1	1					
12	4	172653-71470	NUT,M12	1	1	1					
13	4	172653-71480	O-RING	2	2	2					
14	4	172653-71490	RING,GUIDE	2	2	2					
15	4	26450-060162	BOLT	8	8	8					
16	3	172534-71330	PORT PLATE ASSY	1	1	1					
17	4	172534-71500	RELIEF VALVE	2	2	2					
18	5	172534-71510	O-RING AS 568A	2	2	2					
19	5	172482-73490	HEXAGON NUT	2	2	2					
20	5	172651-73610	BACK-UP RING	2	2	2					
21	5	172650-73640	O-RING(NBR,HS90)	2	2	2					
22	4	172653-71520	VALVE	1	1	1					
23	5	172653-71550	PISTON RING	1	1	1					
24	5	172650-73640	O-RING(NBR,HS90)	1	1	1					
25	4	172653-71530	O-RING	1	1	1					
26	4	172653-71540	O-RING	1	1	1					
27	4	172534-71600	PORT PLATE ASSY	1	1	1					
34	4	172179-73540	O-RING	1	1	1					
35	4	172162-73630	PLUG	1	1	1					
36	4	172142-74600	PLUG	2	2	2					
37	5	172142-74660	PLUG	2	2	2					
38	5	24315-000110	O-RING	2	2	2					
39	4	26450-120702	BOLT	4	4	4					
40	3	172534-71340	CONTROL MODULE ASSY	1	1	1					
41	4	172653-71560	HOUSING, VALVE	1	1	1					
42	5	172653-71580	PISTON,CONTROL	1	1	1					
43	5	172653-71590	COLLAR, SPRING	2	2	2					
44	5	172653-71600	GASKET	1	1	1					
45	5	172653-71610	BOLT	3	3	3					
46	5	172653-71620	BOLT	2	2	2					
47	5	172653-71630	O-RING	1	1	1					
48	5	172649-72600	SPRING	2	2	2					
49	4	172534-71700	CONTROL SOLENOID	2	2	2					
50	3	172534-71350	CONTROL CARTRIDGE	1	1	1					
51	4	172534-71410	CONTROL CARTRIDGE	1	1	1					
52	4	172534-71420	ORIFICE	1	1	1					
53	4	172650-73640	O-RING(NBR,HS90)	1	1	1					
54	3	172534-71360	HOUSING ASSY	1	1	1					
59	3	172653-71360	PIN,JOINT	1	1	1					
60	3	172534-71380	ECCENTRIC SCREW	1	1	1					
61	3	172534-71390	ORIFICE	1	1	1					
62	3	172653-71390	ORIFICE	1	1	1					

Fig.70. HST PUMP(COMPONENT PART)



(A)=V3-6(US)

(B)=V3-6(AS)

(C)=V3-6(NZ)

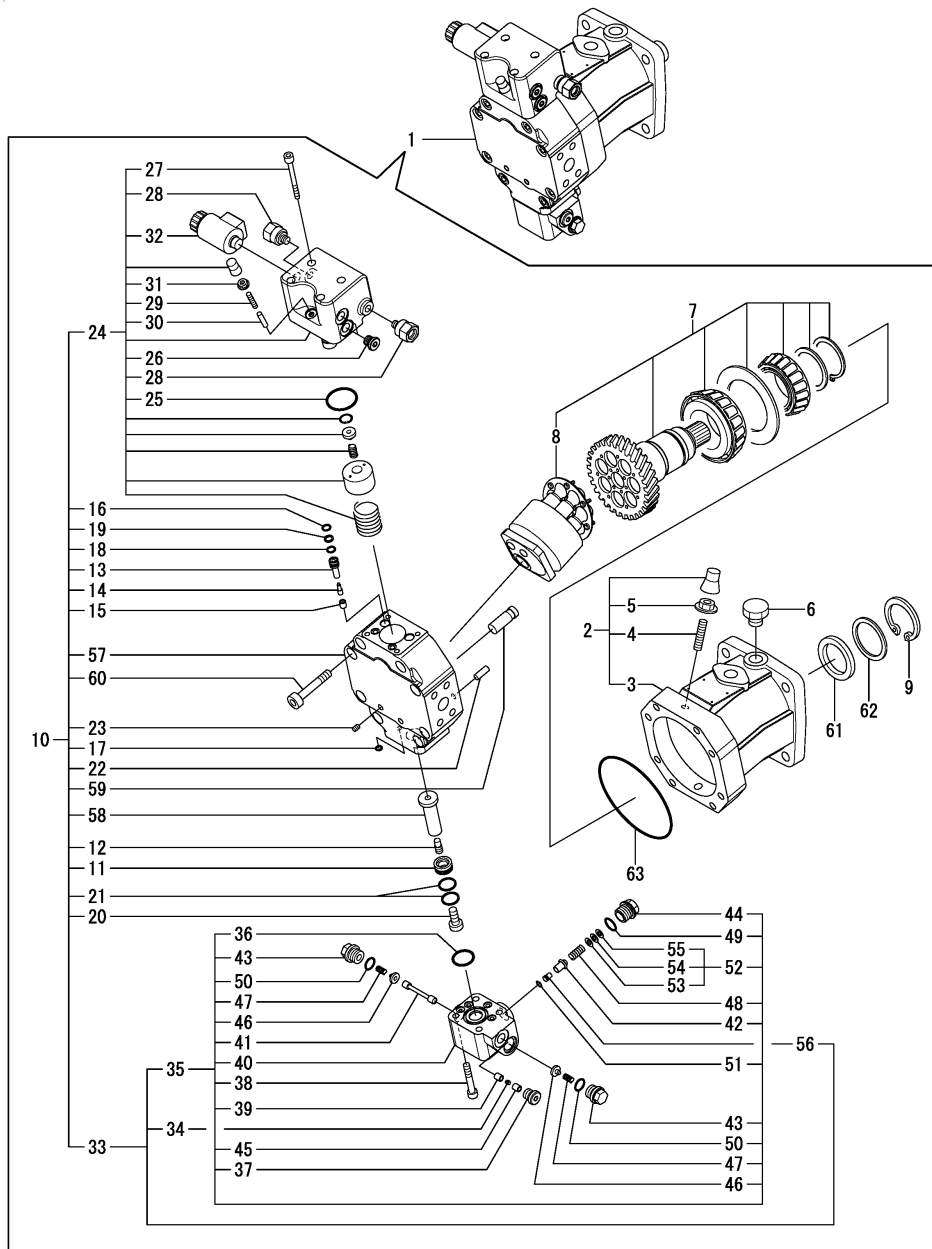
(D)=

(E)=

(F)=

REF.	LEV.	PARTS NO.	DESCRIPTION	QTY						I	R
				(A)	(B)	(C)	(D)	(E)	(F)		
63	3	172653-71410	JOINT	1	1	1					
64	3	172649-73680	PLUG	1	1	1					
65	3	172142-74600	PLUG	3	3	3					
66	4	172142-74660	PLUG	3	3	3					
67	4	24315-000110	O-RING	3	3	3					
68	3	172162-74870	NAT M10X1	1	1	1					
69	2	172534-73120	GEAR PUMP ASSY	1	1	1					
70	3	172534-71430	FRAME	1	1	1					
71	3	172534-71440	HOUSING ASSY	1	1	1					
75	3	172534-71480	CAP SCREW 10X105	4	4	4					
76	3	172534-71490	SEAL,FASTENER	4	4	4					
77	3	172141-71520	RING	2	2	2					
78	3	172141-71550	O-RING	2	2	2					
79	3	172141-71560	RING	2	2	2					
80	3	172534-73140	PUMP,GEAR	1	1	1					
81	4	172534-71540	GEAR,DRIVE	1	1	1					
82	4	172534-71550	GEAR,IDLE	1	1	1					
83	4	172534-71560	FRAME ASSY	1	1	1					
86	4	172534-71570	HOUSING ASSY	1	1	1					
89	4	172649-72750	RING	1	1	1					
90	4	172141-73240	PIN, PARALLEL	2	2	2					
91	4	172651-73730	SOCKET BOLT M 8X 50	4	4	4					
92	4	172165-73850	RING, BUCK UP	1	1	1					
93	4	172164-73870	COUPLING	1	1	1					
94	4	172165-73870	O-RING	1	1	1					
95	4	172164-73950	PLATE	1	1	1					
96	4	22252-000120	RING	1	1	1					
97	3	172141-73230	GUIDE	2	2	2					
98	3	172141-73240	PIN, PARALLEL	4	4	4					
99	3	172482-73560	THRUST PLATE ASSY	2	2	2					
100	3	172482-73570	PLATE	5	5	5					
101	3	172164-73880	O-RING	1	1	1					
102	3	22242-000180	RING	1	1	1					
103	3	24315-000100	O-RING	1	1	1					
104	2	172534-73130	BOLT, 10X20HE	2	2	2					

Fig.71. HST MOTOR(COMPONENT PART)



(A)=V3-6(US)

(B)=V3-6(AS)

(C)=V3-6(NZ)

(D)=

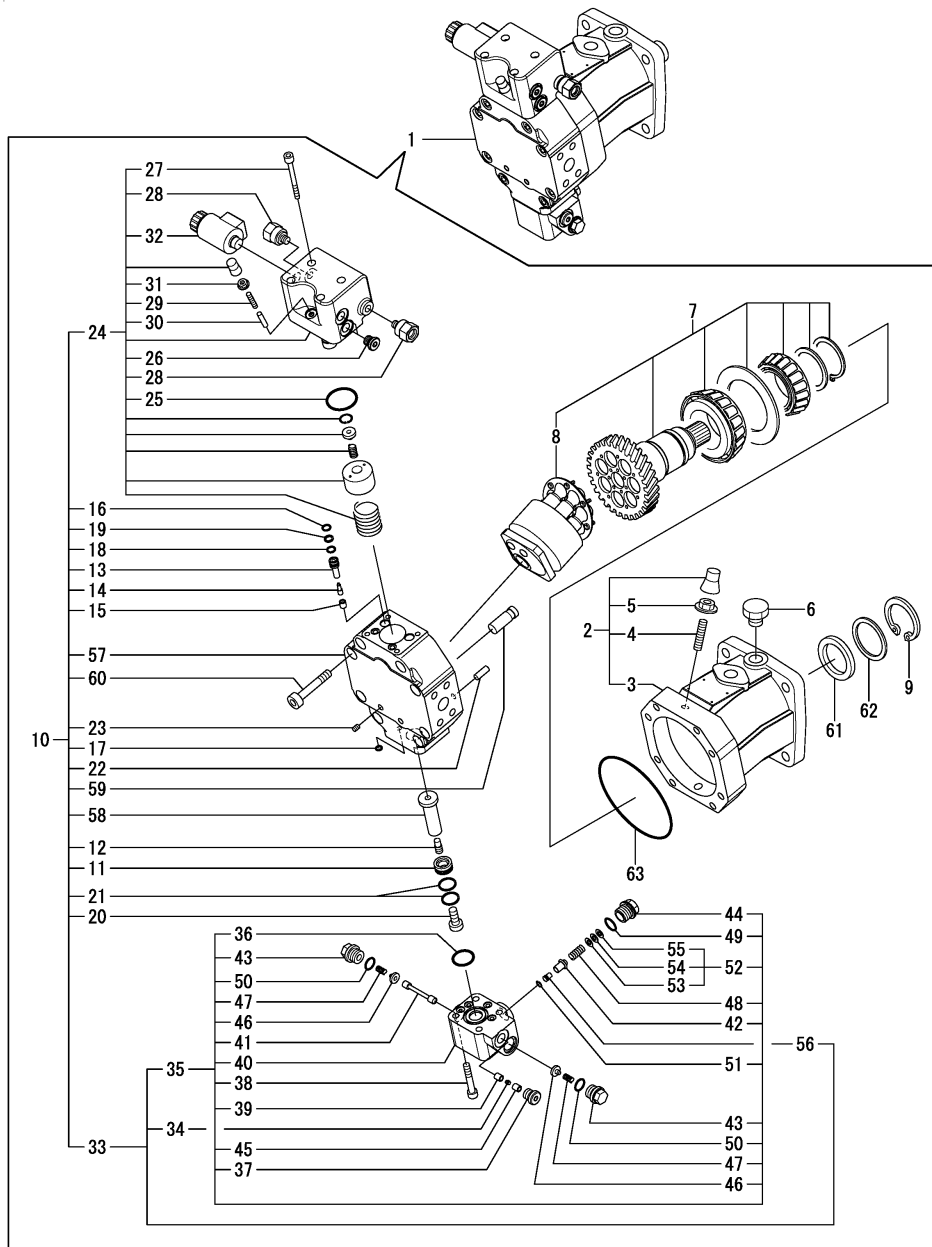
(E)=

(F)=

REF.	LEV.	PARTS NO.	DESCRIPTION	Q'TY						I	R
				(A)	(B)	(C)	(D)	(E)	(F)		
1	1	172538-73400	MOTOR ASSY, HST US	1	1	1					
2	2	172534-73320	HOUSING ASSY	1	1	1					
3	3	172534-73610	HOUSING	1	1	1					
4	3	172534-73620	THREADED PIN	2	2	2					
5	3	172534-73630	SEAL LOCK NUT	2	2	2					
6	2	172653-73320	PLUG ASSY	1	1	1					
7	2	172534-73330	ROTARY GROUP	1	1	1					
8	3	172534-73640	CYLINDER BLOCK ASSY	1	1	1					
9	2	172653-73330	RING,62	1	1	1					
10	2	172534-73340	CONTROL	1	1	1					
11	3	172653-73390	PISTON	1	1	1					
12	3	172653-73400	PIN,THREAD	1	1	1					
13	3	172653-73410	GUIDE,VALVE	2	2	2					
14	3	172653-73420	POPPET	2	2	2					
15	3	172653-73430	SEAT,VALVE	2	2	2					
16	3	172653-73440	O-RING	2	2	2					
17	3	172653-73450	O-RING	6	6	6					
18	3	172653-73460	O-RING	2	2	2					
19	3	172653-73470	RING,BACKUP	2	2	2					
20	3	172653-73480	BOLT,10X25	1	1	1					
21	3	172653-73490	RING,PISTON	3	3	3					
22	3	172653-73500	PIN, 8H6X16	2	2	2					
23	3	172164-73650	PLUG	1	1	1					
24	3	172534-73650	CONTROL PART	1	1	1					
25	4	172653-73530	O-RING	1	1	1					
26	4	172653-73580	PLUG ASSY	2	2	2					
27	4	172650-73690	SOCKET BOLT M 6X 70	4	4	4					
28	4	172534-73700	BUSHING ASSY	1	1	1					
29	4	172534-73710	SCREW M6X30	1	1	1					
30	4	172534-73720	CYLINDER PIN	1	1	1					
31	4	172534-73730	SEAL LOCK NUT	1	1	1					
32	4	172534-73740	CONTROL SOLENOID	1	1	1					
33	3	172534-73660	FLUSH & BOOST VALVE	1	1	1					
34	4	172653-73550	ORIFICE	1	1	1					
35	4	172534-73750	FLUSH & BOOST VALVE	1	1	1					
36	5	172653-73570	O-RING	1	1	1					
37	5	172653-73580	PLUG ASSY	1	1	1					
38	5	172651-73730	SOCKET BOLT M 8X 50	4	4	4					
39	5	172649-73740	GUIDE, VALVE	1	1	1					
40	5	172534-73770	VALVE HOUSING	1	1	1					
41	5	172534-73780	PISTON,FLUSHING	1	1	1					
42	5	172534-73790	PLUNGER	1	1	1					
43	5	172534-73800	PLUG	2	2	2					
44	5	172534-73810	PLUG	1	1	1					
45	5	172649-73810	GUIDE, VALVE	1	1	1					
46	5	172534-73820	WASHER	2	2	2					
47	5	172534-73830	SPRING	2	2	2					
48	5	172534-73840	SPRING	1	1	1					
49	5	172534-73850	O-RING	1	1	1					
50	5	172534-73860	O-RING	2	2	2					
51	5	172534-73870	RETAINING RING	1	1	1					

Remarks
(1)Selection use parts

Fig.71. HST MOTOR(COMPONENT PART)



(A)=V3-6(US)

(B)=V3-6(AS)

(C)=V3-6(NZ)

(D)=

(E)=

(F)=

REF.	LEV.	PARTS NO.	DESCRIPTION	QTY						I	R
				(A)	(B)	(C)	(D)	(E)	(F)		
52	5	172534-73900	SHIM SET	1	1	1					
53	6	172534-73880	SHIM	1	1	1					1
54	6	172534-73890	SHIM	1	1	1					1
55	6	172534-73910	SHIM	1	1	1					1
56	4	172534-73760	ORIFICE,FLUSHING	1	1	1					
57	3	172534-73670	PORT PLATE	1	1	1					
58	3	172534-73680	POSITIONING PISTON	1	1	1					
59	3	172534-73690	POSITIONING TRANNION	1	1	1					
60	3	172650-73870	SOCKET BOLT M10X 60	8	8	8					
61	2	172653-73340	SEAL,OIL	1	1	1					
62	2	172653-73350	SHIM	1	1	1					
63	2	172653-73360	O-RING	1	1	1					

Remarks

(1)Selection use parts

Part Number Index

All parts are stipulated in the order of part numbers.

(Depending on the area in which the part is used.)

This index will display the location of the part according to each part number.

PARTS No. INDEX

PARTS No.	Fig.	Ref.No.
103954-13201	3	24
114110-07760	1	34
	34	22 A
	35	30 A
119247-77100	12	26
		27
		27 -1
	13	22
		35
	64	4
119650-77910	12	29
119802-55710	9	23
119802-55801	9	26
119808-12540	4	8
119866-12541	4	7
119869-13501	3	11
121120-13580	3	3
121267-44760-1	66	14
121450-44531	7	25
	8	25
121450-49100	7	53
	8	53
121450-49110	7	52
	8	52
121468-44510	7	23
	8	23
121468-44520	7	23 -1
	8	23 -1
121468-44540	7	26
	8	26
121470-44581	7	28
	8	28
124450-44560	7	27
	8	27
124701-11911	3	16
124766-59050	7	32
		56
	8	32
		56
	9	27
124970-77920	13	23
129004-12520	4	6
129004-55612	9	20
129100-55690	9	22
129107-44590	7	20
	8	20
129211-77920	12	32
129259-12570	4	9
129612-12560	4	10
129612-52100	12	21

PARTS No.	Fig.	Ref.No.
160970-77350	12	28
172020-10620	61	18
172112-77361	55	24
		50
	58	3
172113-12522	5	11
172116-16310-3	10	9
172116-75850-B	54	12
172120-14660	7	51
172120-14680	9	19
172122-14301	9	3
172122-14350	9	4
172122-45830	27	15
172122-46571	28	15
	31	8
172122-46590	28	16
172122-79930	7	57
	8	31
	11	8
		14
	46	6
		17
		18
		22
		25
	56	21
		22
	57	20
	58	23
	64	35
	65	24
		25
		43
	66	15
	72	8
		14
172122-79940	11	9
	72	9
172123-76121	55	40
172124-17640	46	13
	66	34
172124-65450	38	10
172124-65480	38	11
172126-11510	57	21
172126-16540	72	18
172131-37170	40	1
172137-16560	57	6
172137-72431	49	15
172137-72453	47	8
	48	8

PARTS No.	Fig.	Ref.No.
172137-72453	49	16
172137-75570	58	1
172141-14620	7	21
	8	21
172141-41340	25	3
	26	5
	27	1
	28	9
172141-71520	70	77
172141-71550	70	78
172141-71560	70	79
172141-72540	47	19
	48	18
172141-72580	49	19
172141-73230	70	97
172141-73240	70	90
		98
172141-76181	55	26
		41
172141-76900	55	12
		22
172141-77800	59	1
172141-84610	49	26
172141-84620	49	27
172142-14620	7	50
	8	50
172142-74600	70	36
		65
172142-74660	70	37
		66
172142-76181	47	23
	48	26
	55	21
		28
172146-77801	59	2
172151-79430	57	24
172155-45790	60	6
172157-76300	55	17
172162-18040	67	2
172162-73630	70	35
172162-74870	70	68
172164-66170	38	18
172164-73650	71	23
172164-73870	70	93
172164-73880	70	101
172164-73950	70	95
172164-76131	55	10
172164-81670	61	2
172164-81770	61	3
172165-18601	66	10

PARTS No.	Fig.	Ref.No.
172165-18630	66	11
172165-18670	66	12
172165-45071	28	1
172165-46860	25	10
172165-73850	70	92
172165-73870	70	94
172168-72410	47	13
	48	15
		22
172168-81410	60	10
	61	12
		28
172171-72120	47	16
	48	11
172171-72130	47	18
	48	12
172173-78120	57	12
172176-67790	65	44
	78	38
		39
172176-68210	40	12
	73	4
172176-81660	60	7
	61	1
		1 -1
172179-73540	70	10
		34
172183-13480	38	52
172183-14250	9	2
172183-16550	13	34
172183-37510	57	1
172183-76190	55	29
172183-81160	34	30
	35	18
	60	21
172186-45690	7	31
172187-17070	13	3
172187-17080	13	4
172187-17090	13	5
172187-17100	13	2
172187-17540	45	4
	77	28
172187-61421	36	40
172187-61690	36	8
	65	23
	78	22
172187-76520	58	11
172187-78580	64	5
172312-76290	55	44
172425-17630	46	12

PARTS No. INDEX

PARTS No.	Fig.	Ref.No.
172425-17630	66	33
172437-03252	1	46
172437-03302	1	12
	2	1
	39	28 A
	40	2 B
	73	9 A
172437-03312	1	13
	2	15
	13	11 B
172437-03322	1	14
	2	9
	36	26 B
	37	14 B
172437-03343	1	15
	2	16
	36	41 A
172437-03361	1	16
	2	11
	7	2 A
	8	2 A
172437-03391	1	17
	2	10
	7	2 B
	8	2 B
172437-03402	1	18
	2	7
	38	7 A
172437-03422	1	20
	2	12
	38	7 C
172437-03441	1	35
	2	13
	39	28 D
	40	2 E
	73	9 D
172437-03501	1	41
	34	22 B
	35	30 B
172444-17660	7	59
	8	57
172444-68690	57	22
172444-78310	56	5
172445-18131	66	3
172446-45820	5	12
172447-13550	64	10
	65	34
	78	31
172447-72860	49	20
172448-72650	47	14

PARTS No.	Fig.	Ref.No.
172448-72650	48	16
		24
	60	9
	61	11
		27
172448-81610	49	10
		14
172450-76100	55	25
172455-75330	9	9
	54	7
172457-72050	47	2
	48	2
172458-03601	1	45
172458-14640	9	18
172458-16550	11	3 H
	72	3 H
172458-17450	45	3
	77	27
172458-17551	46	1
172458-17700	78	2
172460-16130	10	6
172460-19060	7	22
	8	22
172463-03290	1	11
	36	26 A
	37	14 A
172467-76120	55	16
172480-75350	54	8
172480-78970	56	15
172482-73490	70	19
172482-73560	70	99
172482-73570	70	100
172487-64780	38	40
172490-69760	58	4
172498-12250	31	1
172499-13750	65	1
	78	1
172499-17850	67	1
172511-03230	1	6
	38	41 A
172512-45160	28	5
172512-91210-3	49	28
	61	4
172512-91210-N	49	28 -1
172512-91210-Y	61	4 -1
172513-35161	24	5
		9
172513-52541	22	3
172515-08790	13	1
172516-35130	24	3

PARTS No.	Fig.	Ref.No.
172516-35130	24	7
172519-03820	1	33
	33	12 A
172519-76180	55	43
172520-11300	3	1
172520-11350	3	2
172520-12310	5	6
172520-17351	12	15
172520-17390	13	17
172520-26740	19	3
172520-26780	19	10
172520-31210	24	1
	33	19
172520-46150	5	13
	31	5
172520-75320	54	6
172520-76240	55	30
172520-77380	57	4
	58	12
172522-42620	26	17
172524-03471	1	8
	2	14
	38	41 D
172524-03621	1	21
	2	2
	39	28 B
	40	2 C
	73	9 B
172524-03631	1	23
		23 -1
	2	3
		3 -1
	34	1 A
	35	1 A
172524-03642	1	24
	2	4
	39	28 C
	40	2 D
	73	9 C
172524-03652	1	42
	2	5
	60	14 B
172524-03671	1	25
	2	6
	32	1 A
172524-03690	1	26
	13	17 A
172524-03770	1	43
	34	9 B
	35	9 B

PARTS No.	Fig.	Ref.No.
172524-06901	39	1
	40	8
172524-12260	5	5
172524-12380	5	10
172524-13180	6	6
172524-17280	12	13
172524-17310	13	14
172524-17311	13	14 -1
172524-17320	13	15
172524-17360	12	16
172524-17380	13	16
172524-17381	13	16 -1
172524-17522-2	14	2
172524-17522-N	14	2 -1
172524-17810	12	40 D
172524-33521	33	3
172524-42190	25	9
	26	7
	27	2
	28	27
172524-45190	28	10
172524-45250	28	12
172524-52830	32	9
172524-52840	32	10
172524-52850	32	11
172524-52870	32	12
172524-68710	39	29
172524-68720	39	30
172524-72420	49	24
172524-78150	58	16
172524-91520	63	3
172527-03620	1	22
	31	19
	38	41 B
172527-11340	3	12
172527-12251	5	4
172527-13190-1	6	7
172527-13320	7	3
	8	3
172527-16100	10	1
172527-16120	10	4
172527-16130	10	2
172527-16150	10	3
172527-17110	12	2
172527-17250	12	3
172527-17260	12	4
172527-17280	12	5
172527-17290	12	6
172527-17310	12	7
172527-17340	12	8

PARTS No. INDEX

PARTS No.	Fig.	Ref.No.
172527-17350	12	9
172527-17830	39	6
172527-21800	15	11
172527-21810	15	12
172527-21820	15	13
172527-21830	15	14
172527-25720	16	2
172527-25770	16	6
172527-25771	16	6 -1
172527-25790	16	7
	17	30
172527-25810	16	8
	17	2
		31
172527-25820	16	9
172527-25840	16	10
172527-25841	16	10 -1
172527-25850	16	11
172527-25920	16	4
172527-25930	16	5
172527-26040	17	6
172527-26041	17	6 -1
172527-26050	17	7
		35
172527-26060	17	8
172527-26070	17	9
		36
172527-26080	17	10
		37
172527-26130	17	14
		41
172527-26210	17	3
		32
172527-26300	17	1
172527-26310	17	47
172527-26320	18	14
172527-26400	17	28
172527-26410	18	5
172527-26710	19	1
172527-26730	19	2
172527-26740	19	4
172527-26910	19	11
172527-28310	20	1
172527-28320	20	2
172527-28330	20	3
172527-31110	21	2
172527-31120	21	3
172527-31130	21	18
172527-31140	21	19
172527-31150	21	4

PARTS No.	Fig.	Ref.No.
172527-31160	21	5
		20
172527-31170	21	6
		21
172527-31190	22	10
172527-31250	21	22
172527-33100	22	1
172527-33101	22	1 -1
172527-33201	22	5
172527-33260	22	7
172527-33511	22	11
172527-33520	22	12
172527-33530	22	13
172527-34400	23	3
172527-34410	23	5
172527-34420	23	6
172527-34430	23	9
172527-34440	23	10
172527-34470	23	22
172527-35900	21	7
		23
172527-42190	26	8
172527-42200	26	9
172527-42391	27	3
172527-42680	26	18
172527-42730-1	26	19
172527-42921-1	27	4
172527-43390-1	27	11
172527-45820	60	3
172527-45860	60	4
172527-47870	29	8
172527-52411	32	2
172527-52421	32	3
172527-52431	32	4
	33	1
172527-52451	32	5
	33	28
172527-52800-2	32	8
172527-52800-Y	32	8 -1
172527-52881-1	32	6
172527-52920	33	13
172527-52940	33	14
172527-62850	39	31
172527-64350	36	10
	37	3
172527-68512	39	7
172527-68512-Y	39	7 -1
172527-72080-2	49	7
172527-72080-N	49	7 -1
172527-72090	49	11

PARTS No.	Fig.	Ref.No.
172527-72420	49	25
172527-72801-2	49	1
172527-72801-N	49	1 -1
172527-72960	49	9
		12
172527-73850	55	6
172527-73870	55	8
172527-74130	53	2
172527-74140	53	3
172527-74150	53	4
172527-74160	53	5
172527-74170	53	6
172527-74180	53	7
172527-74190	53	8
172527-74220	53	9
172527-74410	53	10
172527-74420	53	11
172527-74430	53	12
172527-74450	53	1
172527-76350	55	31
172527-76460	55	45
172527-77400	58	13
172527-78111	57	7
172527-78731	57	11
172527-78750	57	16
172527-91180	61	13
		29
172527-91190	60	14
	61	14
		30
172527-91230	60	15
	61	5
172527-91250	61	6
172527-91270	61	8
172527-91290	61	9
172527-91301-2	61	10
		10 A
172527-91301-Y	61	10 A-1
172527-91391	63	2
172527-91400-2	63	1
172527-91600-2	61	17
172527-91600-Y	61	17 -1
172527-91650	61	20
172532-17170	12	11
172534-03160	1	39
	34	13 A
172534-21210-1	15	1
172534-21510	15	9
172534-71330	70	16
172534-71340	70	40

PARTS No.	Fig.	Ref.No.
172534-71350	70	50
172534-71360	70	54
172534-71380	70	60
172534-71390	70	61
172534-71410	70	51
172534-71420	70	52
172534-71430	70	70
172534-71440	70	71
172534-71480	70	75
172534-71490	70	76
172534-71500	70	17
172534-71510	70	18
172534-71540	70	81
172534-71550	70	82
172534-71560	70	83
172534-71570	70	86
172534-71600	70	27
172534-71700	70	49
172534-73100	50	1
	70	1
172534-73110	70	2
172534-73120	70	69
172534-73130	70	104
172534-73140	70	80
172534-73310	51	2
172534-73320	71	2
172534-73330	71	7
172534-73340	71	10
172534-73610	71	3
172534-73620	71	4
172534-73630	71	5
172534-73640	71	8
172534-73650	71	24
172534-73660	71	33
172534-73670	71	57
172534-73680	71	58
172534-73690	71	59
172534-73700	71	28
172534-73710	71	29
172534-73720	71	30
172534-73730	71	31
172534-73740	71	32
172534-73750	71	35
172534-73760	71	56
172534-73770	71	40
172534-73780	71	41
172534-73790	71	42
172534-73800	71	43
172534-73810	71	44
172534-73820	71	46

PARTS No. INDEX

PARTS No.	Fig.	Ref.No.
172534-73830	71	47
172534-73840	71	48
172534-73850	71	49
172534-73860	71	50
172534-73870	71	51
172534-73880	71	53
172534-73890	71	54
172534-73900	71	52
172534-73910	71	55
172534-76700-1	55	57
172534-76701-1	55	57 -1
172534-76710-1	55	33
172534-76711-1	55	33 -1
172534-76720-1	55	34
172534-76721-1	55	34 -1
172534-76750-1	55	48
172534-76751-1	55	48 -1
172534-76760	55	35
172534-76770	55	36
172538-03030	1	36 -1
172538-03040	1	37 -1
172538-03060	1	45 A
172538-03070	1	55
172538-03110	38	1 A
	1	36
	34	9 A
	35	9 A
172538-03120	1	37
	34	10 A
	35	10 A
172538-03130	1	38
	38	7 D
172538-03230	1	7
	30	3 A
172538-03320	31	18
172538-03330	1	44
172538-03450	42	37
172538-03460	42	38
172538-03720	1	27
	38	41 C
172538-03730	1	28
	36	41 B
172538-03731	1	28 -1
	36	41 B-1
172538-03740	1	29
	32	1 B
172538-03750	1	30
	2	17
	38	7 E
172538-03760	1	31

PARTS No.	Fig.	Ref.No.
172538-03760	13	11 C
172538-03770	1	10
172538-03771	1	10 -1
172538-03780	1	9
	36	41 C
172538-03781	1	9 -1
	36	41 C-1
172538-03790	1	32
	30	3 B
172538-03850	40	13
172538-05150	62	1
172538-08010	9	34
172538-08020	54	20
172538-08620	38	1 -1
172538-08710	1	1
172538-08711	1	1 -1
172538-08712	1	1 -2
172538-08713	1	1 -3
172538-08800	68	1
172538-08810	69	1
172538-08850	46	19
172538-08860	46	23
	65	41
172538-08880	5	27
172538-08950	61	25
172538-08950-Y	61	25 -1
172538-11301	3	8
172538-11500	4	1
172538-11510	4	2
172538-11520-1	4	3
172538-11521	4	3 -1
172538-11580	4	2 -1
172538-11600	4	4
172538-11651	4	5
172538-11700	3	13
172538-11750	3	14
172538-11800	4	25
172538-11810	4	26
172538-11820	4	27
172538-11900-1	4	15
172538-11920-1	3	15
172538-11950	4	17
172538-12200-1	5	1
172538-12310	5	6 -1
		28
172538-12361	5	9
172538-12362	5	9 -1
		29
172538-12450	5	30
172538-12500	5	31

PARTS No.	Fig.	Ref.No.
172538-13100	6	1
172538-13120	6	2
172538-13140-1	6	3
172538-13150	6	4
172538-13160	6	5
172538-13250-1	6	8
172538-13311	7	2
172538-13312	7	2 -1
172538-13500	7	4
	8	4
172538-13510	7	5
172538-13511	7	5 -1
	8	5
172538-13550	7	6
172538-13560-1	7	7
172538-13561	7	7 -1
	8	7
172538-13580-1	7	8
	8	8
172538-13600-1	7	9
	8	9
172538-13650-1	7	13
	8	13
172538-13680	7	14
	8	14
172538-13700-1	7	15
172538-13750	7	16
172538-13751	7	16 -1
	8	16
172538-13760	7	17
	8	17
172538-13770	7	18
	8	18
172538-13800	7	19
	8	19
172538-13900	6	9
172538-13950	6	10
172538-14011	9	1
172538-14050	9	16
172538-14311	9	5
	54	1
172538-14321	9	6
	54	2
172538-14341	9	7
	54	3
172538-14351	9	8
	54	4
172538-14400	7	51 -1
	8	51
172538-16101-1	11	1

PARTS No.	Fig.	Ref.No.
172538-16101-1	72	1
172538-16250	10	8
172538-16320	10	10
172538-16511	11	3
172538-16512	11	3 -1
172538-16513	11	3 -2
172538-16514	72	3
172538-16515	72	3 -1
172538-16521	11	4
172538-16522	11	4 -1
172538-16523	11	4 -2
172538-16524	72	4
172538-16531	11	5
172538-16532	11	5 -1
172538-16533	11	5 -2
	72	5
172538-16534	72	5 -1
172538-16541	11	13
172538-16542	11	13 -1
172538-16543	11	13 -2
	72	13
172538-16602-1	12	1
172538-16690-1	12	63
172538-16700	11	2
172538-16701	11	2 -1
172538-16702	11	2 -2
	72	2
172538-16703	72	2 -1
172538-16850	72	19
172538-16900	11	15
	72	15
172538-17000	13	38
172538-17010	13	39
172538-17020	13	40
172538-17030	13	46
172538-17040	13	42
172538-17060	13	43
172538-17070	13	44
172538-17100	13	41
		45
172538-17150-2	12	10
172538-17150-Y	12	10 -1
172538-17200	13	10
172538-17250	13	11
172538-17270-1	13	12
172538-17300	12	14
172538-17350	13	18
172538-17360	13	19
172538-17370	13	20
172538-17400-1	12	17

PARTS No. INDEX

PARTS No.	Fig.	Ref.No.
172538-17430	9	32
	12	18
172538-17450	14	1
172538-17500-1	13	21
172538-17600	12	19
172538-17650	12	68
172538-17680	12	69
172538-17700	12	40 -1
172538-17710	12	40 A
172538-17720	12	40 B
172538-17730	12	40 C
172538-17750	12	20
172538-17770	12	20 B
172538-17800-2	14	3
172538-17800-N	14	3 -1
172538-18090	64	11
172538-18090-Y	64	11 -1
172538-19010	67	4
172538-19020	67	5
172538-19040	67	7
172538-19220	64	19
172538-19400-1	65	17 -1
	78	18 -1
172538-19410-1	65	19 -1
	78	20 -1
172538-19502-2	36	3
172538-19502-Y	36	3 -1
172538-19550-1	46	2
172538-19600-1	36	4
172538-19610-1	36	5
		44
172538-19620-1	36	6
172538-19650	46	3
172538-19700	36	38
172538-19710	36	39
172538-19730	36	7
172538-19810	46	14
172538-19840	46	15
172538-19870	66	36
172538-19901	46	4
		20
172538-19930	66	37
172538-19950	46	5
		57
		19
		65
		20
172538-19970	46	16
		21
		24
	65	21
		42

PARTS No.	Fig.	Ref.No.
172538-35210	24	2
172538-35210-Y	24	2 -1
172538-35220	24	6
172538-35220-Y	24	6 -1
172538-35250-3	24	4
		8
172538-35250-Y	24	4 -1
		8 -1
172538-42000-1	25	4
		26
		6
172538-42030	25	5
172538-42050	25	6
172538-42100	25	7
172538-42150	25	8
172538-42501-1	26	10
172538-42600-1	26	13
172538-42800-1	26	20
172538-42850-1	26	23
172538-42890	26	24
172538-42900	26	25
172538-42910	26	49
172538-42951-1	26	26
172538-43000-2	34	1
		35
		1
172538-43001-1	34	1 -1
		35
		1 -1
172538-43050-2	34	2
		35
		2
172538-43101-1	34	6
		35
		6
172538-43150-1	27	5
172538-43151	27	5 -1
172538-43200-1	27	6
172538-43240	27	7
172538-43300-1	27	10
172538-43301	27	10 -1
172538-43400	27	12
172538-43420-1	27	13
172538-43450-1	27	14
172538-43600	26	29
172538-43650	26	30
172538-45100	28	2
172538-45200-1	28	11
172538-45210	28	8
172538-45220	31	17
172538-45400	30	1
172538-45500-1	28	28
172538-45601-1	28	13
172538-45650-1	28	14
172538-45650-Y	28	14 -1

PARTS No.	Fig.	Ref.No.
172538-45700	60	1
172538-46110-1	31	2
172538-46131	31	3
172538-46141-1	31	4
172538-46150	31	6
172538-46200-1	31	7
172538-47600	29	1
172538-47610	29	2
172538-47630	29	1 A
172538-47750	29	5
172538-47760	29	12 A
172538-47801	29	5 A
172538-47860	29	7
172538-47870	29	9
172538-47880	29	10
172538-52101-2	32	1
172538-52102-1	32	1 -1
172538-52102-Y	32	1 -2
172538-52502	33	2
172538-52503	33	2 -1
172538-52504	33	2 -2
172538-52505	33	2 -3
172538-53320	33	23 -1
172538-53330	33	20 B
172538-53350	33	21
172538-53370	33	22
172538-53390	33	27 -1
172538-53510	33	27
172538-53660-1	33	15
172538-55501	29	14
172538-60100	7	33
		8
		33
172538-60110	7	34
		8
		34
172538-60120	7	35
		8
		35
172538-60130	7	36
		8
		36
172538-60140	36	16
172538-60150	36	17
172538-60160	36	18
172538-60170	36	19
172538-60171	36	19 -1
172538-60180	36	20
172538-60190	36	21
172538-60200	36	22
172538-60210	36	23
172538-60211	36	23 -1
172538-60220	36	24
172538-60230	7	37

PARTS No.	Fig.	Ref.No.
172538-60230	8	37
172538-60240	33	16
172538-60250	33	7
172538-60251	33	7 -1
172538-60260	33	8
172538-60271	33	5
172538-60280	33	9
172538-60290	33	6
172538-60300	33	10
172538-60311	33	11
172538-60320	33	12
		65
		22
		78
		21
172538-60350	41	110
		73
		1
172538-60360	41	111
		73
		2
172538-60600	38	26
172538-60610	38	27
172538-60620	38	29
172538-60630	38	28
172538-60640	38	32
172538-60650	38	33
172538-60660	38	34
172538-60670	38	35
172538-60680	38	30
172538-60690	38	36
172538-60700	38	37
172538-60710	38	31
172538-60721	38	38
172538-60722	38	46
172538-60731	38	39
		47
172538-60750	38	2
172538-60760	38	3
172538-60770	38	4
172538-60860	29	15
172538-60870	29	16
172538-60890	29	18
172538-60900	29	19
172538-60910	29	20
172538-60920	29	21
172538-60940	34	17
172538-60960	33	29
172538-60970	41	112
		73
		3
172538-61121-2	34	13
172538-61121-Y	34	13 -1
172538-61150-2	34	14
		35
		13

PARTS No. INDEX

PARTS No.	Fig.	Ref.No.
172538-61150-Y	34	14 -1
	35	13 -1
172538-61200-1	39	35
172538-61200-Y	39	35 -1
172538-61250	39	36
172538-61303-2	34	9
	35	9
172538-61304-1	34	9 -1
	35	9 -1
172538-61304-Y	34	9 -2
	35	9 -2
172538-61452-2	34	10
	35	10
172538-61452-Y	34	10 -1
	35	10 -1
172538-61600-2	34	7
	35	7
172538-61600-Y	34	7 -1
	35	7 -1
172538-61750-2	34	18
	35	25
172538-61750-Y	34	18 -1
	35	25 -1
172538-61780-2	34	19
172538-61780-Y	34	19 -1
172538-61800	34	20
	35	26
172538-61810	34	21
172538-61840-2	34	22
	35	30
172538-61840-Y	34	22 -1
	35	30 -1
172538-61891-2	34	23
172538-61892	34	23 -1
	35	31
172538-61892-Y	34	23 -2
	35	31 -1
172538-61951-1	34	31
	35	19
172538-61961-1	34	32
	35	20
172538-62100	34	27
	35	15
172538-62150	34	28
	35	16
172538-63400	29	22
172538-63420	29	23
172538-63430	29	24
172538-63440	29	25
172538-63450	29	26

PARTS No.	Fig.	Ref.No.
172538-64050	36	1
	37	1
172538-64060	36	1 A
	37	1 A
172538-64101-1	36	13
	37	6
172538-64301-2	36	25
172538-64301-Y	36	25 -1
172538-64320-2	36	26
172538-64320-Y	36	26 -1
172538-64470-1	36	11
	37	4
172538-64470-Y	36	11 -1
	37	4 -1
172538-64500-1	36	27
172538-64501	36	27 -1
172538-64640-1	36	28
172538-64641	36	28 -1
172538-64690-1	36	29
172538-64751-2	36	41
172538-64751-Y	36	41 -1
172538-64790-1	36	42
172538-64800-1	36	43
172538-65111-1	38	41
172538-65111-Y	38	41 -1
172538-65300	38	54
172538-65310	38	42
172538-65320	38	44
172538-65380	38	45 -1
172538-65401	38	45
172538-65630-1	38	1
172538-65650-2	38	49
172538-65650-Y	38	49 -1
172538-65740-2	38	12
172538-65740-Y	38	12 -1
172538-65780	38	13
172538-65800	38	14
172538-65821	38	15
172538-65850	38	16
172538-65860	38	17
172538-65950-1	38	55
172538-66000	38	6 -1
172538-66000-1	38	6
172538-66320	77	29
172538-66320-1	45	1
172538-66460	44	2
	77	30
172538-66470	44	3
	77	31
172538-66480	44	4

PARTS No.	Fig.	Ref.No.
172538-66480	77	32
172538-66490	44	5
	77	33
172538-66500	44	6
	77	34
172538-66510	44	7
	77	35
172538-66520	44	8
	77	36
172538-66530	44	9
	77	37
172538-66710	43	2
	73	10
172538-66720	43	3
	73	11
172538-66740	43	5
	73	13
172538-67010	41	5
	74	1
172538-67030	41	6
	74	2
172538-67040	41	7
	74	3
172538-67060	41	8
	74	4
172538-67070	41	9
	74	5
172538-67090	41	10
	74	6
172538-67100	41	11
	74	7
172538-67120	41	12
	74	8
172538-67130	41	13
	74	9
172538-67150	41	14
	74	10
172538-67160	41	15
	74	11
172538-67180	41	16
	74	12
172538-67190	41	17
	74	13
172538-67210	41	18
172538-67230	41	19
	74	14
172538-67250	41	20
		20 -1
	74	15
172538-67260	41	20 A

PARTS No.	Fig.	Ref.No.
172538-67260	74	16
172538-67270	41	21
	74	17
172538-67290	41	22
	74	18
172538-67310	41	23
	74	19
172538-67330	41	24
172538-67350	41	25
	74	20
172538-67390	41	27
172538-67410	41	28
	74	21
172538-67430	41	29
172538-67450	41	30
	74	22
172538-67470	41	31
	74	23
172538-67490	41	32
	74	24
172538-67510	41	33
	74	25
172538-67520	41	34
	74	26
172538-67530	41	35
	74	27
172538-67540	41	36
	74	28
172538-67550	41	79
172538-67560	41	37
	74	29
172538-67570	41	80
	75	29
		30
172538-67580	41	81
	75	31
172538-67590	41	38
	74	30
172538-67600	41	79 -1
	75	32
		33
172538-67610	41	39
172538-67620	41	40
172538-67630	41	53
		82
172538-67640	41	41
172538-67650	41	42
	74	31
		32
172538-67660	41	43

PARTS No. INDEX

PARTS No.	Fig.	Ref.No.
172538-67660	41	56 -2
		85 -2
	74	33
		34
	75	2
172538-67670	41	34
		44
		47 A
		47 B
	42	36 A
	74	35
		36
		37
	77	17
	41	45
172538-67680	74	38
	41	46
172538-67690	74	39
	42	15
172538-67700	77	1
	41	47
172538-67710		47 C
	41	4
		4 -1
		54
		57 -2
		83
		83 A
		86 -2
	42	31 A
	74	40
	41	
	42	
	43	
75	3	
	4	
	35	
	36	
77	2	
172538-67730	42	16
172538-67740	42	17
	77	3
172538-67750	41	3
172538-67760	42	2
172538-67770	41	2
	74	44
172538-67780	41	55
		84
	75	5
	37	

PARTS No.	Fig.	Ref.No.
172538-67790	41	56
		85
172538-67800	41	57
		86
		10
	44	10
172538-67810	41	58
	87	
172538-67820	41	59
		88
	75	6
	38	
172538-67830	41	60
		89
	75	7
		39
172538-67840	41	90
172538-67850	41	91
172538-67860	41	58 -2
		87 -2
	75	8
	40	
172538-67870	42	2 -1
	76	2
	74	45
172538-67880	39	5
172538-67900	41	90 -1
172538-67950	75	41
		42
172538-67960	41	90 A
	75	43
		44
172538-67970	41	90 B
	75	45
		46
172538-67980	41	83 A-1
	75	47
		48
172538-67990	41	91 -1
	75	49
172538-68010	41	48
	74	46
172538-68100	42	1
	76	1
		1
172538-68110	42	3
	68	2
	76	3
172538-68120	42	4
	68	3
	76	4
172538-68130	42	5

PARTS No.	Fig.	Ref.No.
172538-68130	68	4
	76	5
172538-68140	42	6
	69	2
	76	6
	42	7
172538-68150	69	3
	76	7
	42	8
172538-68160	69	4
	76	8
	42	9
172538-68170	76	9
	42	10
172538-68180	76	10
	42	11
172538-68190	76	11
	42	12
172538-68200	76	12
	42	13
172538-68210	76	13
	42	8 A
172538-68220	68	5
	69	5
	76	14
	41	109 B
172538-68230	74	53
	42	18
172538-68260	77	4
	42	19
172538-68270	77	5
	42	20
172538-68280	77	23
	42	21
172538-68290	77	6
	42	22
172538-68300	77	7
	42	23
172538-68310	77	8
	42	24
172538-68320	77	24
	42	25
172538-68330	77	9
	42	26
172538-68340	77	10
	42	27
172538-68350	77	11
	42	28
172538-68360	77	12
	42	29
172538-68370	42	29

PARTS No.	Fig.	Ref.No.
172538-68370	77	13
172538-68380	42	30
	77	14
172538-68390	42	31
	77	15
172538-68410	40	2
172538-68411	40	2 -1
172538-68412-1	40	2 -2
172538-68450	40	3
	73	5
172538-68460	40	4
	73	6
172538-68470	40	5
	73	7
172538-68480	40	6
	73	8
172538-68500	42	32
	77	16
172538-68510	42	33
	77	18
172538-68520	42	34
	77	19
172538-68530	42	35
	77	20
172538-68540	42	36
	77	21
172538-68550	73	9
	41	47 D
172538-68620	41	47 E
172538-68630	41	47 F
172538-68640	41	47 G
172538-68650	41	47 H
172538-68660	41	47 I
172538-68670	41	47 J
172538-68680	41	47 J
172538-68690	77	22
172538-68700	41	49
	75	1
172538-68710	41	61
	75	9
172538-68720	41	62
	75	10
172538-68730	41	63
		92
	75	11
172538-68740		50
	41	64
	75	12
172538-68750		51
	41	65

PARTS No. INDEX

PARTS No.	Fig.	Ref.No.
172538-68750	75	13
172538-68760	41	66
	75	14
172538-68770	41	67
	75	15
172538-68780	41	68
	75	16
172538-68790	41	69
	75	17
172538-68800	41	75
172538-68801	41	75 -1
	75	28
172538-68810	41	94
	75	52
172538-68820	41	95
	75	53
172538-68830	41	96
	75	54
172538-68840	41	97
	75	55
172538-68850	41	98
	75	56
172538-68860	41	99
	75	57
172538-68870	41	100
	75	58
172538-68880	41	101
	75	59
172538-68890	41	70
		102
	75	18
		60
172538-68900	41	71
		103
	75	19
		61
172538-68910	41	72
		104
	75	20
		62
172538-68920	41	73
		105
	75	21
		63
172538-68930	41	74
		106
	75	22
		64
172538-68940	41	52
		107

PARTS No.	Fig.	Ref.No.
172538-68940	75	23
		65
172538-68950	41	51
		108
	75	24
		66
172538-68960	41	50
		109
	75	25
		67
172538-68970	41	78
	75	68
172538-68980	41	77
	75	69
172538-68990	41	76
172538-68991	41	76 -1
	75	70
172538-69590	39	8
172538-69600-1	39	9
172538-69750-1	39	10
172538-69880-1	39	23
172538-69960-1	39	24
172538-72100-2	47	1
172538-72100-N	47	1 -1
172538-72110-2	47	11
172538-72110-N	47	11 -1
172538-72150-2	47	15
172538-72150-N	47	15 -1
172538-72200	47	17
172538-72300-2	48	1
172538-72300-N	48	1 -1
172538-72310-2	48	13
172538-72310-N	48	13 -1
172538-72350-2	48	17
172538-72350-N	48	17 -1
172538-72400	48	21
172538-73400	51	1
	71	1
172538-73510	52	1
172538-74800	56	1
172538-75011	54	5
172538-75400	54	11
172538-76400-1	58	5
172538-76400-Y	58	5 -1
172538-76500-2	57	2
172538-76500-Y	57	2 -1
172538-76550-2	57	3
172538-76550-Y	57	3 -1
172538-76730-1	55	46
172538-76740-1	55	47

PARTS No.	Fig.	Ref.No.
172538-76800	55	49
172538-78100	56	11
172538-78110	56	12
172538-78120	56	3
172538-78130	56	10
172538-78141	56	13
172538-78150	56	6
172538-78160	56	4
172538-78171	56	14
172538-78190	57	13
172538-78210	57	14
172538-78240	57	9
172538-78250	57	10
172538-78260	57	15
172538-78300	57	8
172538-78550	58	17 -1
172538-78560	58	18 -1
172538-78570	58	17
172538-78580	58	18
172538-78600	58	22
172538-78610	57	23
172538-78761	56	18
172538-91101-2	60	8
172538-91102-3	60	8 -1
172538-91102-Y	60	8 -2
172538-91181	60	12
172538-91210	60	13
172538-91260	61	7
172538-91301	60	16
172538-91350	61	16
172538-91500	61	10 -1
172538-91500-Y	61	10 -2
172539-08050	33	20 -1
172539-13310	8	2
172539-13550	8	6
172539-13700-1	8	15
172539-16800	64	1
172539-16801	64	1 -1
172539-18060	65	2
	78	3
172539-18070	65	6
	78	7
172539-18080	65	10
	78	11
172539-18100	66	2
172539-18170	66	4
172539-18190	66	5
172539-18200	66	6
172539-18240	66	7
172539-18250	66	8

PARTS No.	Fig.	Ref.No.
172539-18270	64	15
172539-18300	64	16
172539-18310	64	17
172539-18380	65	13
172539-18450	65	35
	78	32
172539-18500	65	36
	78	33
172539-18650	37	9
172539-18650-Y	37	9 -1
172539-18670	37	10
172539-18680	64	2
172539-18700	37	11
172539-18730	65	37
	78	34
172539-18800	64	18
172539-18850	78	14
172539-18910	65	14
	78	15
172539-18920	65	15
	78	16
172539-18980	65	3
		7
	78	4
		8
172539-19060	67	9
172539-19080	67	12
172539-19100	78	19
172539-19200	67	14
172539-19470	65	16
172539-19480	65	17
	78	18
172539-19520	65	18
172539-19530	65	19
	78	20
172539-19600	64	20
172539-19610	64	21
172539-19620	64	22
172539-19630	64	25
172539-19690	64	28
172539-19700	64	43
172539-19750	64	29
172539-19820	66	35
172539-19900	67	22
172539-19950	78	17
172539-53310	33	20
172539-60400	64	33
172539-60410	64	34
172539-60430	64	13
172539-60440	65	12

PARTS No. INDEX

PARTS No.	Fig.	Ref.No.
172539-60440	78	13
172539-60470	65	5
	78	6
172539-60480	65	9
	78	10
172539-60490	64	14
172539-60940	35	23
172539-61740	35	22
172539-61810	35	27
172539-61820	35	28
172539-61830	35	29
172539-64300	37	13
172539-64300-Y	37	13 -1
172539-64320	37	14
172539-64320-Y	37	14 -1
172539-64500	37	15
172539-65600	38	1 B
172539-74800	56	1 -1
172541-11900	4	16
172541-78110	56	17
172648-16600	11	2 A
		5 A
	64	1 A
	72	2 A
		5 A
172649-12390	25	1
	26	1
172649-72600	70	48
172649-72750	70	89
172649-73680	70	64
172649-73740	71	39
172649-73810	71	45
172650-73640	70	21
		24
		53
172650-73690	71	27
172650-73870	71	60
172651-73610	70	20
172651-73730	70	91
	71	38
172652-73750	55	1
172652-73770	55	3
172652-73780	55	4
172652-73790	55	5
172653-71310	70	3
172653-71320	70	8
172653-71360	70	59
172653-71390	70	62
172653-71410	70	63
172653-71420	70	4

PARTS No.	Fig.	Ref.No.
172653-71430	70	5
172653-71440	70	6
172653-71460	70	11
172653-71470	70	12
172653-71480	70	13
172653-71490	70	14
172653-71520	70	22
172653-71530	70	25
172653-71540	70	26
172653-71550	70	23
172653-71560	70	41
172653-71580	70	42
172653-71590	70	43
172653-71600	70	44
172653-71610	70	45
172653-71620	70	46
172653-71630	70	47
172653-73320	71	6
172653-73330	71	9
172653-73340	71	61
172653-73350	71	62
172653-73360	71	63
172653-73390	71	11
172653-73400	71	12
172653-73410	71	13
172653-73420	71	14
172653-73430	71	15
172653-73440	71	16
172653-73450	71	17
172653-73460	71	18
172653-73470	71	19
172653-73480	71	20
172653-73490	71	21
172653-73500	71	22
172653-73530	71	25
172653-73550	71	34
172653-73570	71	36
172653-73580	71	26
		37
172730-61890	38	53
172734-65260	38	8
172734-65270	38	9
172738-47900	26	31
172A07-03160	1	3
	9	25 A
172A22-03220	1	40
		40 -1
	60	14 A
		14 A-1
172A36-03411	1	19

PARTS No.	Fig.	Ref.No.
172A36-03411	2	8
	38	7 B
172A38-03201	1	4
	7	29 A
		30
	8	29 A
		30
172A38-03211	1	5
	7	29 B
	8	29 B
172A47-16130	10	5
172A47-18230	67	10
172A47-18300	67	44
172A47-54610	33	23
172A47-78320	56	17 -1
172A47-78330	56	6 -1
172A64-03700	1	2
	13	11 A
172A64-17250	36	15
	37	8
172A64-72020	49	2
172A66-03220	1	40 -2
172A69-18100	67	3
172A69-18430	66	9
172A69-19680	67	21
172A69-69180	41	47 C-1
	74	47
172A69-69790	41	47 K
	74	48
172A69-69800	41	47 L
	74	49
172A78-18100	67	23 -2
172A78-18110	67	30 -1
177035-02920	21	1
		17
	23	1
184014-59510	9	17
184016-55700	9	21
184016-55701	9	21 -1
187B01-25710	16	1
187B01-25910	16	3
187B01-26100	17	26 A
194080-75790	32	7
194145-04810	58	10
194145-31520	18	6
194150-22480	26	4
194205-36320	23	12
194320-53440	12	35
194440-51630	64	3
194447-14140	17	29

PARTS No.	Fig.	Ref.No.
194447-14140	23	2
194465-11940	66	1
194640-33590	20	8
194640-34150	20	10
194680-51670	11	6
	72	6
194990-20170	25	2
194990-22120	64	30
198010-36310	23	11
198010-36390	23	13
198162-00640	7	1
	8	1
198240-33570	20	6
198240-33630	20	9
198250-31630	18	8
198250-31810	18	9
198250-31820	18	10
198250-33540	20	4
198250-33550	20	5
198250-33570	20	7
198290-32750	23	4
198360-31530	18	7
198535-52110	11	3 B
		13 B
	72	3 B
		13 B
198535-52120	11	3 C
	72	3 C
198535-52130	11	3 D
		13 C
	72	3 D
		13 C
198535-52170	11	3 E
		13 D
	72	3 E
		13 D
1A1040-43900	66	13
1A1380-59480	4	19
1A1531-83400	13	24
1A1686-57850	7	60
	8	58
	9	30
	11	7
		7 -1
	64	32
	72	7
1A6210-16150	26	2
1A6210-16160	26	3
1A6260-85270	37	16
1A6380-24080	55	20

PARTS No. INDEX

PARTS No.	Fig.	Ref.No.
1A6780-57110	12	25
1A6780-57200	13	13
1A7030-87090	67	33 -1
1A7030-87411	65	27
	78	24
1A7030-88100	67	33
1A7030-88101	67	33 B
1A7030-88760	67	11
		13
1A7030-88820	67	6
1A7030-88840	67	8
1A7400-06310	57	18
1A7410-87610	67	18
1A7410-87630	67	19
1A7470-88420	67	20
1A7951-51300	67	33 A
1A8100-53300	12	22
1A8100-53320	12	24
1A8110-84210	65	26
	78	23
1C6281-52310	5	14
		15
	27	17
	28	17
	31	9
		10
1C6281-52320	5	16
	25	11
	28	29
1C6360-65700	26	32
1C6560-47000	27	16
1C6860-37030	64	31
1D4220-58150	67	15
1E4440-99160	13	25
1E6299-03000	9	14
1E6680-81120	12	37
1E6680-81130	12	39
		41
1E6686-03050	9	15
1E8322-81050	12	33
1E8465-83170	11	3 I
	72	3 I
1E8490-84130	11	3 G
	72	3 G
1E8545-80210	67	34
1E8545-80250	67	35
1E8685-79920	67	16
1E8685-79940	67	17
1E8775-84120	11	3 F
	72	3 F

PARTS No.	Fig.	Ref.No.
1E8941-01650	4	24
1E9000-82000	12	40
1E9000-82010	12	42
1E9000-82020	12	43
1E9110-79610	67	23
1E9110-79611	67	23 -1
1E9110-79680	67	24
1E9110-80100	67	25
1E9110-80110	67	31
1E9110-80130	67	26
1E9110-80140	67	27
1E9110-80150	67	28
1E9110-80160	67	29
1E9110-80170	67	30
1E9110-80180	67	32
1E9110-81100	12	34
1E9110-81110	12	36
1E9110-81120	12	38
1F4190-41040	37	12
41851-000110	55	27
		42
		53 -1
41851-000180	55	37 -1
		54 -1
794130-71410	33	27 B
794251-13910	18	1
933110-00301	13	7
933125-59600	47	22
	48	25
	49	23
933155-09670	58	9
933155-09670-Y	58	9 -1
933160-01370	55	15
933168-55770	57	25

PARTS No.	Fig.	Ref.No.
-----------	------	---------

PARTS No.	Fig.	Ref.No.
-----------	------	---------