



QUICK SPECS

Weight	5,215 lbs
Horsepower	34.1 hp
Max Payload	5,510 lbs



Goes where lesser vehicles fear to tread.

Sometimes conditions make it impossible for ordinary pick-ups or dump trucks to even get to a jobsite. Swampy, soft ground, sand, snow, steep slopes and winding paths can bring a job to a halt. But the rugged, powerful C30R all-terrain tracked carrier is purpose-built for just those conditions. The rubber-tracked, high-flotation, low-ground-pressure carrier productively operates in the toughest conditions, while minimizing damage to environmentally sensitive areas. Which means there's almost no place you can't get to, and no job you can't get done.

INNOVATIVE FEATURES



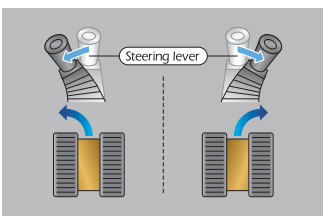
Yanmar's Legendary Diesel Engine

For more than 100 years, Yanmar has been powering equipment on the world's farms and jobsites. The C30 comes with a 34.1-hp, three-cylinder, water-cooled engine, renowned for both its power and fuel efficiency. Strong enough to navigate the toughest terrain without draining the checkbook.



Reversible Operator's Seat

The operator's seat turns 180 degrees so the operator is always moving forward. This provides a safer work environment on mountain paths and other turn-restricted worksites. It also reduces damage to environmentally sensitive areas because there's no need to make skid turns.



Single-Handed Steering

Easily operate the C30R with a single steering lever that will turn the machine in the direction you move the lever. This enables convenient one-handed operation, and reduces operator fatigue. Couple this with nearby dump and forward/reverse levers, and almost anyone can be a professional operator.

C30R-US

POWERFUL, EFFICIENT
WATER-COOLED,
3-CYLINDER 34.1-HP
TIER 4 DIESEL ENGINE

SMOOTH, AUTOMATIC
HYDROSTATIC
TRANSMISSION


FOUR-PILLAR ROPS/
FOPS CANOPY WITH
RETRACTABLE SEAT BELT

58-DEGREE DUMPING
ANGLE

WALK-THROUGH
OPERATOR'S SEAT

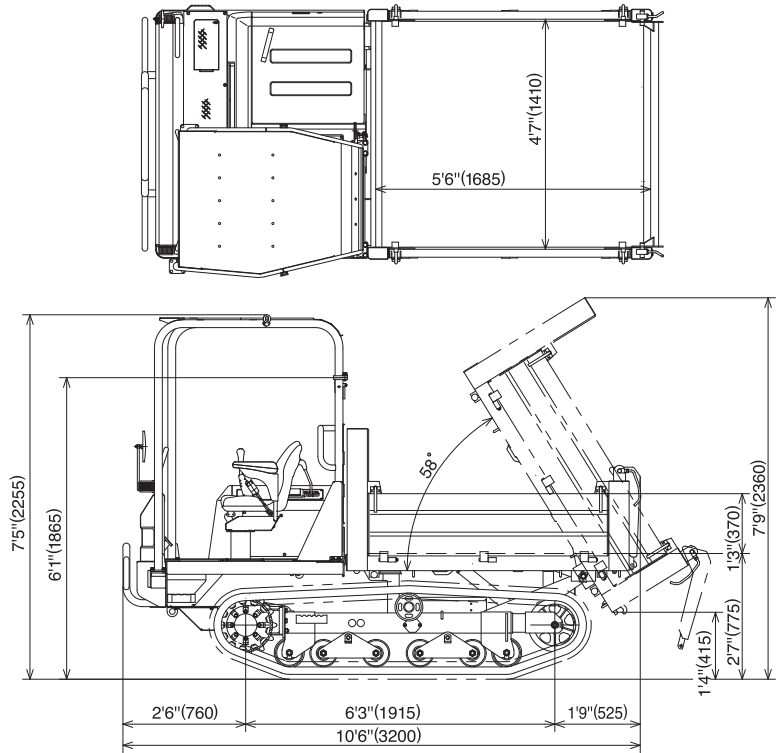
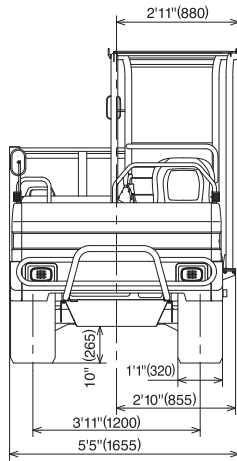
FULL-OPENING HOOD
FOR EASY ENGINE
MAINTENANCE

RUGGED CAPACITY FOR
UP TO A 5,500-LB PAYLOAD



C30R-US

Dimensions - C30R-US One Way Dump



Specifications

Model			C30R-US	
Dump vessel type			One-way dump type	
Shape of Vessel			Box-shape	
Operating Weight	Net, unloaded	lbs (kg)	5215 (2365)	
Engine	Type	-	Direct Injection Combustion Water-cooled 3-cyl. Diesel	
	Model	-	YANMAR 3TNV88-BDFW	
	Output	HP (kW)/rpm	34.1 / 25.4 (3000)	
Transmission			2-Speed Automatic Hydrostatic & Reduction Gear	
Undercarriage	Track Type	-	Steel-Reinforced Rubber Track	
	Track Width	ft-in (mm)	11" (320)	
	Min. Ground Clearance	ft-in (mm)	10" (265)	
	Ground Contact Pressure	w/o load	PSI (kPa)	3.9 (26.9)
w/ load		PSI (kPa)	8.1 (55.4)	
Brake	Service Brake	Type	Mechanical Wet Multiple Disk	
		Operation	Pedal, Mechanical	
	Parking Brake	Type	Common With Service Brake	
		Operation	Lever, Mechanical	
Performance	Max. Payload	lbs (kg)	5510 (2500)	
	Max. Dumping Angle	degrees	58°	
	Dump Clearance	ft-in (mm)	14" (415)	
	Dump Body Capacity	Struck	yd ³ (m ³)	1.15 (0.88)
		Heaped	yd ³ (m ³)	1.62 (1.24)
	Travel Speed	Forward	mph (km/h)	Low Speed 0-2.5 (0-4.0) / High Speed 0-6.8 (0-11.0)
		Reverse	mph (km/h)	Low Speed 0-2.5 (0-4.0) / High Speed 0-6.8 (0-11.0)
Traction Force	lbs (kN)	5510 (24.5)		
Hydraulic System	Pump (for dump)	-	Gear	
	Control Valve	-	Single Spool, Mechanical Control	
	Pump Displacement	in ³ (cm ³) / rev	0.40 (6.5)	
	Relief Valve Pressure	PSI (MPa)	2490 (17.2)	
Fuel Tank Capacity			Gals (L)	
			10.6 (40)	