



IMPORTANT PRODUCT UPDATE

Date: 02/22/21
To: DCA20SPXU4F, DCA25SSIU4F, DCA36SPXU4F and
DCA45SSIU4F Owners
From: Multiquip Product Department
Subject: Control Panel Warning Lamp — **ACTION REQUIRED**



Our records indicate that you or your company purchased one or more model DCA20SPXU4F, DCA25SSIU4F, DCA36SPXU4F and DCA45SSIU4F generators. If so, please read the following product update carefully.

Multiquip has determined that the "**Warning Lamp**" on the generator control panel could be dimly lit (ON) while the engine is running.

To correct this possible problem, visually inspect that the generator requires this Resistor Wire Harness (Reference Figure 2D in the instructions). If the Resistor Wire Harness is not equipped, it will need to be ordered. This harness when installed will prevent the warning lamp from coming on while the engine is running (with no fault present). The attached bulletin outlines the procedures for ordering and installing the Resistor Wire Harness.

What if I no longer own the generator?

If you no longer own the generator, please forward this notice to the new owner or provide

PARTS FINDER

**Search Website
by Part Number**



**Search Manual
Library For Parts
Manual & Lookup Part
Numbers – Purchase
or Request Quote**

Search Manuals

Enter the serial number or part number to search for parts.

* Find:

* Model:

Serial:

Part Number:

Submit

**Can't Find Part or
Manual? Request Help
by Manufacturer,
Model & Description**

Parts Order Form

Please fill in the following information:

Manufacturer:

Model:

Description:

Quantity:

Part Number:

Part Name:

Part Description:

Part Location:

Part Condition:

Part Status:

Part Notes:

Submit

Discount-Equipment.com is your online resource for quality parts & equipment.

Florida: **561-964-4949** Outside Florida TOLL FREE: **877-690-3101**

Need parts?

Click on this link: <http://www.discount-equipment.com/category/5443-parts/> and choose one of the options to help get the right parts and equipment you are looking for. Please have the machine model and serial number available in order to help us get you the correct parts. If you don't find the part on the website or on one of the online manuals, please fill out the request form and one of our experienced staff members will get back to you with a quote for the right part that your machine needs.

We sell worldwide for the brands: Genie, Terex, JLG, MultiQuip, Mikasa, Essick, Whiteman, Mayco, Toro Stone, Diamond Products, Generac Magnum, Airman, Haulotte, Barreto, Power Blanket, Nifty Lift, Atlas Copco, Chicago Pneumatic, Allmand, Miller Curber, Skyjack, Lull, Skytrak, Tsurumi, Husquvarna Target, Stow, Wacker, Sakai, Mi-T-M, Sullair, Basic, Dynapac, MBW, Weber, Bartell, Bennar Newman, Haulotte, Ditch Runner, Menegotti, Morrison, Contec, Buddy, Crown, Edco, Wyco, Bomag, Laymor, EZ Trench, Bil-Jax, F.S. Curtis, Gehl Pavers, Heli, Honda, ICS/PowerGrit, IHI, Partner, Imer, Clipper, MMD, Koshin, Rice, CH&E, General Equipment, Amida, Coleman, NAC, Gradall, Square Shooter, Kent, Stanley, Tamco, Toku, Hatz, Kohler, Robin, Wisconsin, Northrock, Oztec, Toker TK, Rol-Air, APT, Wylie, Ingersoll Rand / Doosan, Innovatech, Con X, Ammann, Mecalac, Makinex, Smith Surface Prep, Small Line, Wanco, Yanmar



Service Bulletin

Generator Warning Lamp Countermeasures

DCA20SPXU4F, DCA25SSIU4F, DCA36SPXU4F, DCA45SSIU4F

Product Group:	Date Issued:	Expiration Date:	Bulletin No.
Power Solutions	02/22/21	02/22/22	GSP20210208

Models/Serial Numbers Affected:

Model	Serial Number Range
DCA20SPXU4F	8720566 ~ 8720585
DCA25SSIU4F	7158023 ~ 7158382
DCA36SPXU4F	8730251 ~ 8730263
DCA45SSIU4F	7254103 ~ 7254343

Details

Problem:

Some generators are experiencing a warning lamp appearing to be "ON" or dimly lit under low light conditions. This gives the operator an improper FAULT reading. To correct this problem we are requesting the following corrective action.

Solution:

Access generator control panel and follow inspection procedure to verify presence of Resistor Wire Harness. If harness is present, no further action required. If no harness is present, order the part from Multiquip and follow installation directions. In some cases production models were built with the harness installed, so we ask you to inspect before ordering the parts.

Parts Information

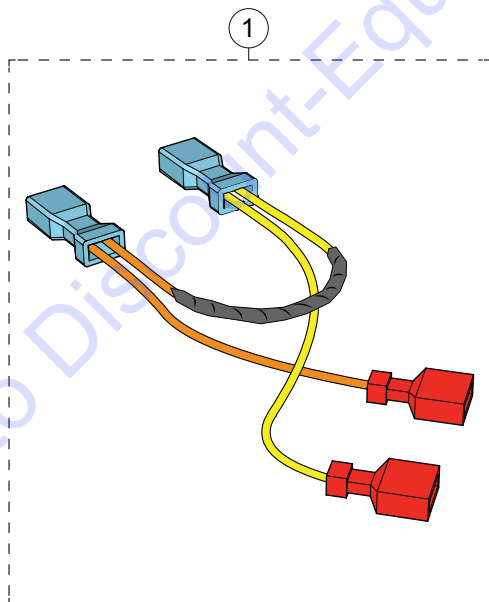


Figure 1. Resistor Wire Harness

Table 1. Parts

Item No.	Part No.	Description	QTY.	Remarks
1	M1358203504	Resistor Wire Harness	1	

WORK SAFELY!

Follow all shop safety rules when performing this procedure.

PREPARATION

1. Make sure generator is turned off.
2. Reference Resistor Wire Harness as shown in Figure 1 and Table 1.

PROCEDURE

NOTICE

Before proceeding, visually inspect generator and verify if **Resistor Wire Harness** is already installed. Reference Figure 2D. If wire harness is installed, no further action is required.

1. Loosen thumb screws securing control panel to the generator frame.
2. Lower control panel (Figure 2A) to access wiring connections.

3. Remove the two wires attached to the Warning Lamp (**BLUE** terminals) as shown in Figure 2B.
4. Next, attach the two wires with **BLUE** spade terminals from Resistor Wire Harness (P/N M1358203504) to the Warning Lamp terminals as shown in Figure 2C.
5. As referenced in Figure 2D, attach the two wires with **RED** spade terminals from Resistor Wire Harness to the two wires with **BLUE** spade terminals that were removed in Figure 2B. Be sure to **match** the wire colors.

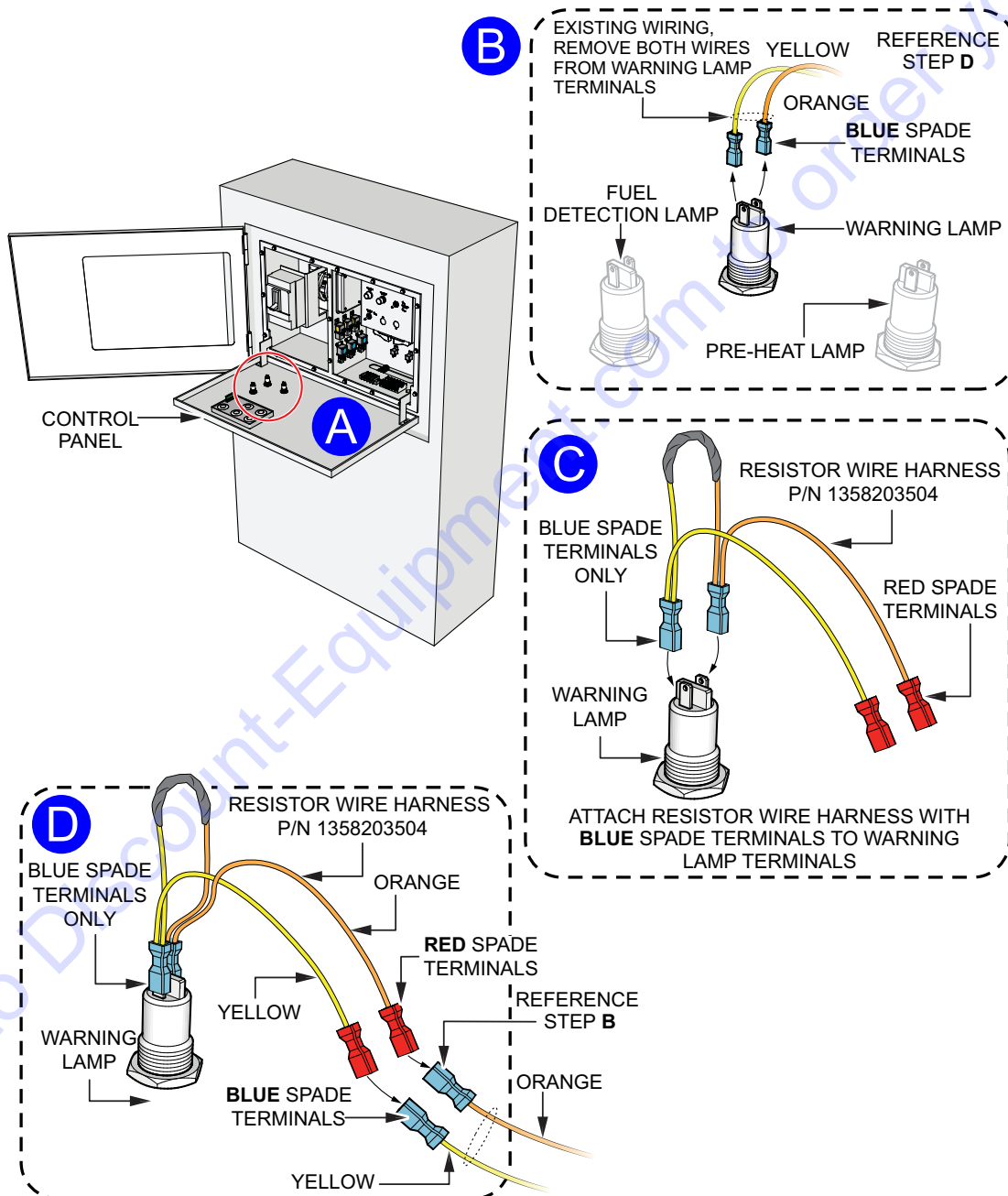


Figure 2. Installation Procedure

Control Panel Warning Lamp Testing

1. With the engine **OFF**, place the **OFF/Reset** switch (Figure 3) in the manual position to start the engine.
2. Verify **Warning Lamp** on the control panel comes **ON** (lit) for 3 seconds while the engine is cranking.
3. After 3 seconds verify that **Warning Lamp** is **OFF**.
4. Place the **OFF/Reset** switch back to the **OFF** position to shut down the engine.

NOTICE

If the warning lamp remains lit after 3 seconds, insure no faults are present. If a fault is present, that fault must be cleared before the warning lamp will turn off. Consult your Operations manual for further steps on clearing faults or contact Discount-equipment.

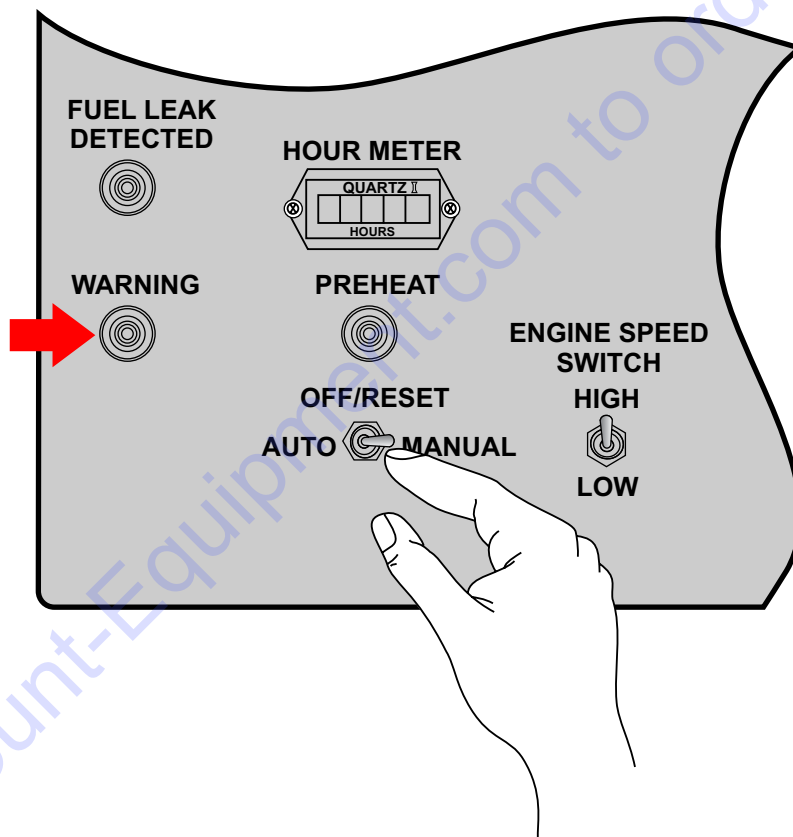


Figure 3. Generator Control Panel (Warning Lamp)

PARTS FINDER

**Search Website
by Part Number**



**Search Manual
Library For Parts
Manual & Lookup Part
Numbers – Purchase
or Request Quote**

Search Manuals

Enter the serial number or part number to search for parts.

* Find:

* Model:

Serial:

Part Number:

Submit

**Can't Find Part or
Manual? Request Help
by Manufacturer,
Model & Description**

Parts Order Form

Please fill in the following information:

Manufacturer:

Model:

Description:

Quantity:

Part Number:

Part Name:

Part Description:

Part Location:

Part Condition:

Part Status:

Part Notes:

Submit

Discount-Equipment.com is your online resource for quality parts & equipment.

Florida: **561-964-4949** Outside Florida TOLL FREE: **877-690-3101**

Need parts?

Click on this link: <http://www.discount-equipment.com/category/5443-parts/> and choose one of the options to help get the right parts and equipment you are looking for. Please have the machine model and serial number available in order to help us get you the correct parts. If you don't find the part on the website or on one of the online manuals, please fill out the request form and one of our experienced staff members will get back to you with a quote for the right part that your machine needs.

We sell worldwide for the brands: Genie, Terex, JLG, MultiQuip, Mikasa, Essick, Whiteman, Mayco, Toro Stone, Diamond Products, Generac Magnum, Airman, Haulotte, Barreto, Power Blanket, Nifty Lift, Atlas Copco, Chicago Pneumatic, Allmand, Miller Curber, Skyjack, Lull, Skytrak, Tsurumi, Husquvarna Target, Stow, Wacker, Sakai, Mi-T-M, Sullair, Basic, Dynapac, MBW, Weber, Bartell, Bennar Newman, Haulotte, Ditch Runner, Menegotti, Morrison, Contec, Buddy, Crown, Edco, Wyco, Bomag, Laymor, EZ Trench, Bil-Jax, F.S. Curtis, Gehl Pavers, Heli, Honda, ICS/PowerGrit, IHI, Partner, Imer, Clipper, MMD, Koshin, Rice, CH&E, General Equipment, Amida, Coleman, NAC, Gradall, Square Shooter, Kent, Stanley, Tamco, Toku, Hatz, Kohler, Robin, Wisconsin, Northrock, Oztec, Toker TK, Rol-Air, APT, Wylie, Ingersoll Rand / Doosan, Innovatech, Con X, Ammann, Mecalac, Makinex, Smith Surface Prep, Small Line, Wanco, Yanmar