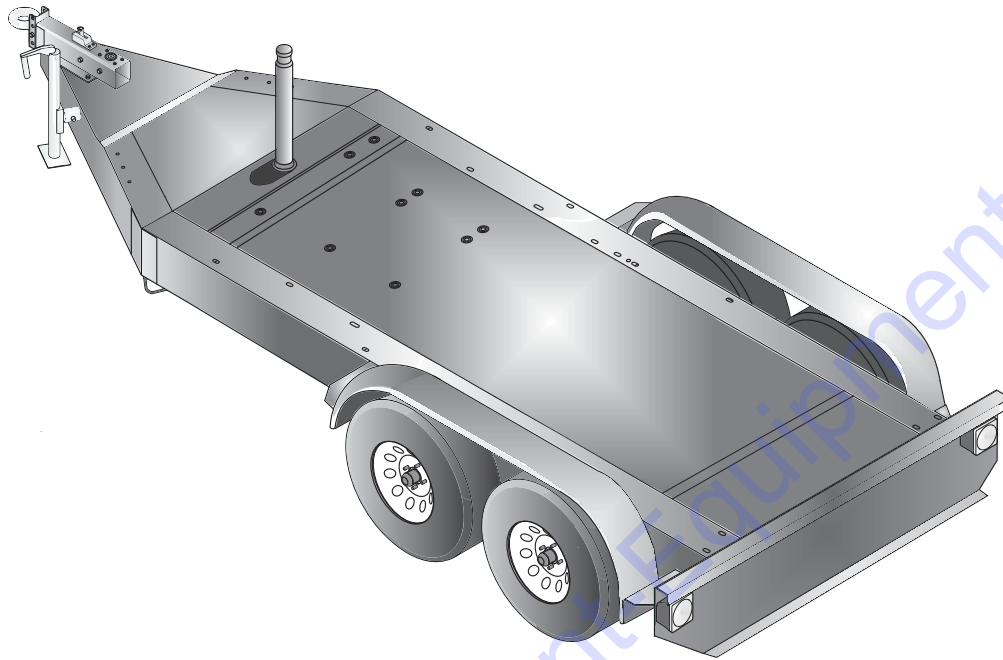




TRLR85XF

MQ POWER Tandem Axle Trailer



TRLR85XF Technical Data

Gross Vehicle Weight Rating (GVWR) — 7,000 lbs. (3,175 kg)	Tire Size — ST225/75D15 LR-D
Gross Axle Weight Rating (GAWR) — 3,500 lbs./1,588 kg (ea.)	Wheel Bolt Pattern — 6 Lug
Actuator Rating — 8,000 (3,629 kg)	Tire Load Rating — 2,540 lbs/1152 kg (ea.)
Coupler Rating — See coupler options on back page.	Dimensions (LxWxH) — See back page

STANDARD TRAILER EQUIPMENT

- Fits MQ Power Generator Models DCA20SPX, DCA25SSI, DCA36SPX, DCA45SSI, DCA56SPX and DCA70SSI
- Tandem-axle Design with Torsion Type Suspension
- H.D. Welded Steel Frame Construction
- Formed Channel for Generator Mounting and Support
- Integral Fuel Cell: Single-wall Steel Design: 180 gallon (681 liters) Capacity
- Replaceable, Bolt-on Hydraulic Brake Actuator
- Surge Hydraulic-actuated Drum Brakes (all axles)
- Hydraulic Uni-servo Drum Brakes with Free-backing Plates 10-inch Cluster
- D.O.T. Steel Brake Lines, Brass Tees and Rubber Hydraulic Brake Hoses
- 4-hole Channel Allows 3-position, Adjustable Coupler Height; 4-inches O/A
- Tongue Mounted Swivel Jack with Flat Disc-foot (rated 3,000 lbs/1361 kg lift)
- Replaceable, Bolt-on Steel Fenders
- Serviceable Torsion-axle Swing Arms
- Powder Coat Paint Process including: Frame, Channel, Actuator and Fenders
- D.O.T. Approved Tail Lamps, Stop Lamps, Turn Signal Lamps, Side Marker Lamps
- Weatherproof, Rubber Armored, 3-piece Trailer Light Wiring Harness



TRLR85XF

MQ POWER Tandem Axle Trailer

OPTIONAL TRAILER EQUIPMENT

- Bolt-on Electric Brake Coupler Plate with Electric-actuated Drum Brakes (all axles)
- Electric Breakaway Safety Device (electric-actuated brakes)
- Adjustable 2-inch Ball Coupler
- Adjustable 2 5/16-inch Ball Coupler
- Adjustable 3-inch Pintle-eye Coupler
- Rear Stabilizer Stands
- Tongue Mounted Utility Storage Box
- Anti-Theft Wheel Lock
- Spare Tire with Locking Mount

Coupler Options

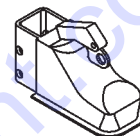
3" Pintle Eye
20,000 lbs. (9,072 kg)
(PRIMED)

#EE36264



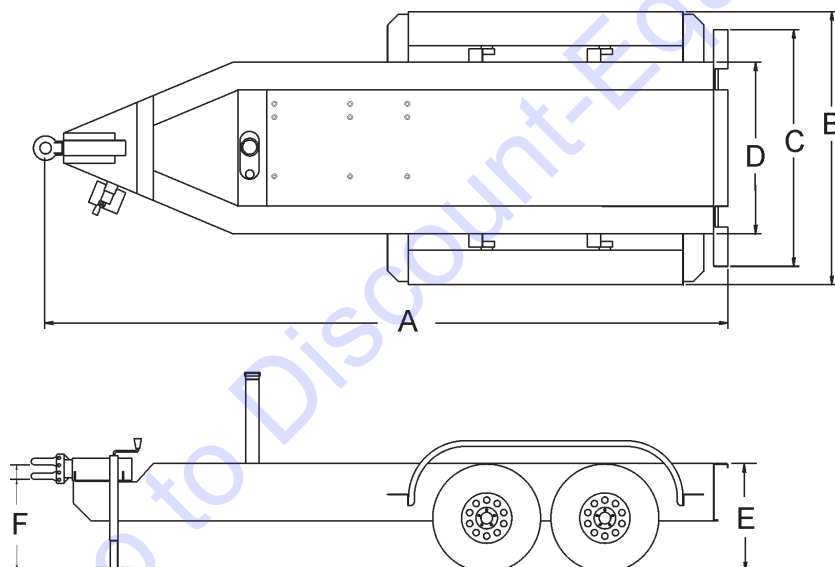
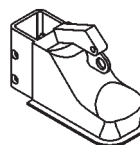
2" Ball Coupler
10,000 lbs. (4,536 kg)
(PLATED)

#EE43254



2-5/16" Ball Coupler
14,000 lbs. (6,350 kg)
(PLATED)

#EE43253



Trailer Dimensions

A	B	C	D	E	F	
					MIN	MAX
181 in (4,597 mm)	72.5 in (1,841 mm)	62 in (1,575 mm)	45 in (1,143 mm)	28 in (711 mm)	23 in (584 mm)	27 in (686 mm)

Trailer Weight

Without Fuel — 1,712 lbs. (776 kg)*
With Fuel — 3,031 lbs. (1,375 kg)*

*Weight is approximate



TO PURCHASE THIS PRODUCT PLEASE CONTACT US



**Equipment Financing and
Extended Warranties Available**



**Discount-Equipment.com is your online resource for
commercial and industrial quality parts and equipment sales.**

561-964-4949

visit us on line @ www.discount-equipment.com

Select an option below to find your Equipment

Search by Manufacturer

Search by Product Type

Request a Quote

We sell worldwide for the brands: Genie, Terex, JLG, MultiQuip, Mikasa, Essick, Whiteman, Mayco, Toro Stone, Diamond Products, Generac Magnum, Airman, Haulotte, Barreto, Power Blanket, Nifty Lift, Atlas Copco, Chicago Pneumatic, Allmand, Miller Curber, Skyjack, Lull, Skytrak, Tsurumi, Husquvarna Target, Stow, Wacker, Sakai, Mi-T-M, Sullair, Basic, Dynapac, MBW, Weber, Bartell, Bennar Newman, Haulotte, Ditch Runner, Menegotti, Morrison, Contec, Buddy, Crown, Edco, Wyco, Bomag, Laymor, EZ Trench, Bil-Jax, F.S. Curtis, Gehl Pavers, Heli, Honda, ICS/PowerGrit, IHI, Partner, Imer, Clipper, MMD, Koshin, Rice, CH&E, General Equipment, Amida, Coleman, NAC, Gradall, Square Shooter, Kent, Stanley, Tamco, Toku, Hatz, Kohler, Robin, Wisconsin, Northrock, Oztec, Toker TK, Rol-Air, APT, Wylie, Ingersoll Rand / Doosan, Innovatech, Con X, Ammann, Mecalac, Makinex, Smith Surface Prep, Small Line, Wanco, Yanmar