



DCA25SSIU4F

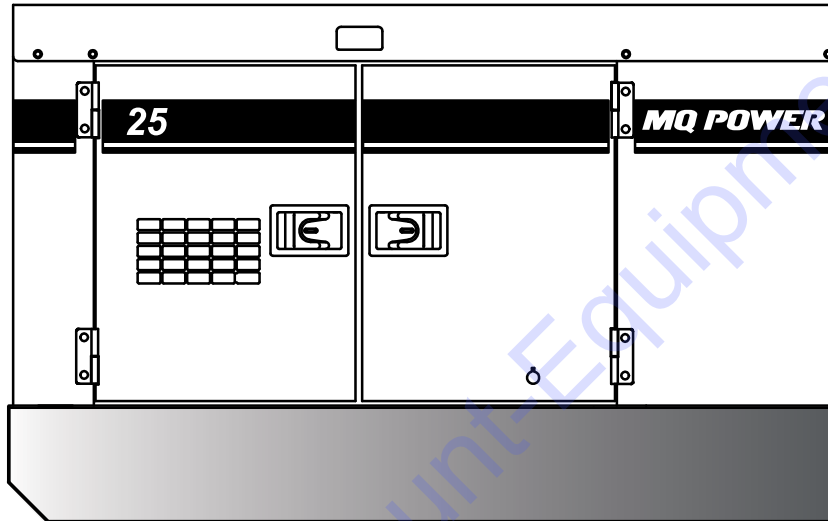
Generator

WhisperWatt™

Prime Rating — 20 kW (25 kVA)

Standby Rating — 22 kW (27.5 kVA)

Three-Phase, 60 Hertz, 0.8 PF



STANDARD FEATURES

- Heavy duty, 4-cycle, direct injection, heated crankcase vent, turbocharged diesel engine provides maximum reliability.
- EPA emissions certified - Tier 4 final emissions compliant.
- Microprocessor engine control system maintains frequency to $\pm 0.25\%$.
- Full load acceptance of standby nameplate rating in a single step.
- Fuel/water separator removes condensation from fuel for extended engine life. Panel mounted alarm light included.
- Sound attenuated, weather resistant, steel housing provides operation at 65 dB(A) at 23 feet. Fully lockable enclosure allows safe unattended operation.
- E-coat and powder coat paint provides durability and weather protection.
- Internal fuel tank with direct reading of fuel gauge.
- Spill containment — Bunded design protects environment by capturing up to 124% of engine fluids.
- Brushless alternator reduces service and maintenance requirements and meets temperature rise standards for Class F insulation systems.
 - Open delta excitation design provides virtually unlimited excitation for maximum motor starting capability.
 - Automatic voltage regulator (AVR) provides precise regulation.
- Fully covered power panel. Three-phase terminals and single phase receptacles allow fast and convenient hookup for most applications including temporary power boxes, tools and lighting equipment. All are NEMA standard.
- ECU754 microprocessor-based digital generator controller.
 - Remote 2-wire start/stop control.
 - Operational temperature range of -40° to 85° C.
- Digital engine gauges including oil pressure, water temperature, battery volts, engine speed and fuel level.
- Analog generator instrumentation including AC ammeter, AC voltmeter, frequency meter, ammeter phase selector switch, voltmeter phase selector switch, and voltage regulator adjustment potentiometer.
- Automatic safety shutdown system monitors the water temperature, engine oil pressure, overspeed and overcrank. Warning lights indicate abnormal conditions.
- Voltage selector switch allows easy to change voltages as your applications require.
- Emergency Stop Switch — when manually activated, shuts down generator in the event of an emergency.

TO PURCHASE THIS PRODUCT PLEASE CONTACT US



**Equipment Financing and
Extended Warranties Available**



**Discount-Equipment.com is your online resource for
commercial and industrial quality parts and equipment sales.**

561-964-4949

visit us on line @ www.discount-equipment.com

Select an option below to find your Equipment

Search by Manufacturer

Search by Product Type

Request a Quote

We sell worldwide for the brands: Genie, Terex, JLG, MultiQuip, Mikasa, Essick, Whiteman, Mayco, Toro Stone, Diamond Products, Generac Magnum, Airman, Haulotte, Barreto, Power Blanket, Nifty Lift, Atlas Copco, Chicago Pneumatic, Allmand, Miller Curber, Skyjack, Lull, Skytrak, Tsurumi, Husquvarna Target, Stow, Wacker, Sakai, Mi-T-M, Sullair, Basic, Dynapac, MBW, Weber, Bartell, Bennar Newman, Haulotte, Ditch Runner, Menegotti, Morrison, Contec, Buddy, Crown, Edco, Wyco, Bomag, Laymor, EZ Trench, Bil-Jax, F.S. Curtis, Gehl Pavers, Heli, Honda, ICS/PowerGrit, IHI, Partner, Imer, Clipper, MMD, Koshin, Rice, CH&E, General Equipment, Amida, Coleman, NAC, Gradall, Square Shooter, Kent, Stanley, Tamco, Toku, Hatz, Kohler, Robin, Wisconsin, Northrock, Oztec, Toker TK, Rol-Air, APT, Wylie, Ingersoll Rand / Doosan, Innovatech, Con X, Ammann, Mecalac, Makinex, Smith Surface Prep, Small Line, Wanco, Yanmar



DCA25SSIU4F

Generator

SPECIFICATIONS

Generator Specifications

Design	Revolving field, self-ventilated Drip-proof, single bearing	
Armature Connection	Star with Neutral	Zig Zag
Phase	3	Single
Standby Output	22 KW (27.5 KVA)	15.8 KW
Prime Output	20 KW (25 KVA)	14.4 KW
3Ø Voltage (L-L/L-N) Voltage Selector Switch at 3Ø 240/139	208Y/120, 220Y/127, 240Y/139	N/A
3Ø Voltage (L-L/L-N) Voltage Selector Switch at 3Ø 480/277	416Y/240, 440Y/254, 480Y/277	N/A
1Ø Voltage (L-L/L-N) (Voltage Selector Switch at 1Ø 240/120)	N/A	240/120
Power Factor	0.8	1.0
Voltage Regulation (No load to full load)	±0.5%	
Generator RPM	1800	
Frequency	60 Hz	
Winding Pitch	5/6	
No. of Poles	4	
Excitation	Brushless with AVR	
Frequency Regulation: No Load to Full Load	Isochronous under varying loads from no load to 100% rated load	
Frequency Regulation: Steady State	±0.25% of mean value for constant loads from no load to full load.	
Insulation	Class F	
Sound Level dB(A) Full load at 23 feet	65	

Engine Specifications

Make / Model	Isuzu / 4LE2T	
Emissions	EPA Tier 4 Final Certified	
Starting System	Electric	
Design	4-cycle, water cooled, direct injection, turbocharged, EGR	
Displacement	133.0 in ³ (2179 cc)	
No. cylinders	4	
Bore x Stroke (mm)	85 x 96	
Gross Engine Power Output	40.2 hp (30 kW)	
BMEP	133 psi (918 kPa)	
Piston Speed	1133.9 ft./min. (5.76 m/s)	
Compression Ratio	17.6:1	
Engine Speed	1800 rpm	
Overspeed Limit	2070 rpm	
Oil Capacity	2.8 gallons (10.5 liters)	
Battery	12V 53Ah x 1	

Fuel System

Recommended Fuel	ASTM-D975-No.1 & No.2-D*	
Maximum Fuel Flow (per hour)	2.3 gallons (8.8 liters)	
Maximum Inlet Restriction (Hg)	6.8 in. (173 mm)	
Fuel Tank Capacity	41.7 gallons (158 liters)	
Fuel Consumption	gph	lph
At full load	1.62	6.12
At 3/4 load	1.26	4.77
At 1/2 load	0.94	3.57
At 1/4 load	0.67	2.52

* - Use ultra-low sulfur diesel fuel.

Cooling System

Fan Load	0.67 hp (0.5 kW)
Coolant Capacity (with radiator)	2.3 gallons (8.8 liters)
Coolant Flow Rate (per minute)	20.1 gallons (76.0 liters)
Heat Rejection to Coolant (per minute)	1479 Btu (1.56 MJ)
Maximum Coolant Friction Head	14.5 psi (100 kPa)
Maximum Coolant Static Head	3.35 feet (1.04 meters)
Ambient Temperature Rating	104°F (40°C)

Air

Combustion Air	109 cfm (3.10 m ³ /min)
Maximum Air Cleaner Restriction	25 in. H ₂ O (6.23 kPa)
Alternator Cooling Air	388 cfm (11.0 m ³ /min)
Radiator Cooling Air	1420 cfm (40.2 m ³ /min)
Minimum Air Opening to Room	2.6 ft ² (0.24 m ²)
Minimum Discharge Opening	0.84 ft ² (0.08 m ²)

Exhaust System

Gas Flow (full load)	148 cfm (4.2 m ³ /min)
Gas Temperature	847°F (453°C)
Maximum Back Pressure	30.1 in. H ₂ O (7.5 kPa)

Amperage

Rated Voltage	Maximum Amps
1Ø 120 Volt	60 Amps x 2 (Zigzag)
1Ø 240 Volt	60 Amps (Zigzag)
3Ø 208 Volt	60 Amps
3Ø 240 Volt	60 Amps
3Ø 480 Volt	30 Amps
Main Line Circuit Breaker Rating	60 Amps
Over Current Relay Trip Set Point	30 Amps

NOTICE

Specifications sheet is subject to change and is not intended for use in installation design.



DCA25SSIU4F

Generator

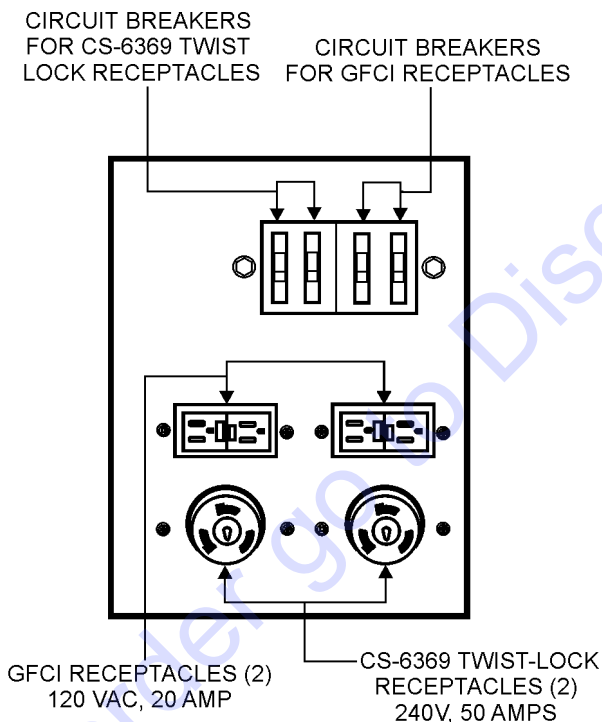
MQ POWER DECIBEL LEVELS

Our soundproof housing allows substantially lower operating noise levels than competitive design. WhisperWatts™ are at home on construction sites, in residential neighborhoods, and at hospitals — just about anywhere.

- 90 — Subway / truck traffic
- 80 — Average city traffic
- 70 — Inside car at 60 mph
- 65 — WhisperWatt™ at 23 feet
- 60 — Air conditioner at 20 feet
- 50 — Normal conversation

65.0
DECIBELS

GENERATOR OUTPUT PANEL



OPTIONAL GENERATOR FEATURES

- **Battery Charger** — provides fully automatic and self-adjusting charging to the generator's battery system.
- **Jacket Water Heater** — for easy starting in cold weather climates.
- **Low Coolant Level Shutdown** — provides protection from critically low coolant levels. Includes control panel warning light.
- **Trailer Mounted Package** — meets National Highway Traffic Safety Administration (NHTSA) regulations. Trailer is equipped with electronic or surge brakes with single or tandem axle configuration.

OPTIONAL CONTROL FEATURES

- **Audible Alarm** — alerts operator of abnormal conditions.

OPTIONAL FUEL CELL FEATURES

- **Sub-base Fuel Cells (double wall)** — additional fuel cell for extended runtime operation. Contains a leak sensor, low fuel level switch, and a secondary containment tank. UL142 listed.
- 12 hours of minimum run time.
- 24 hours of minimum run time.

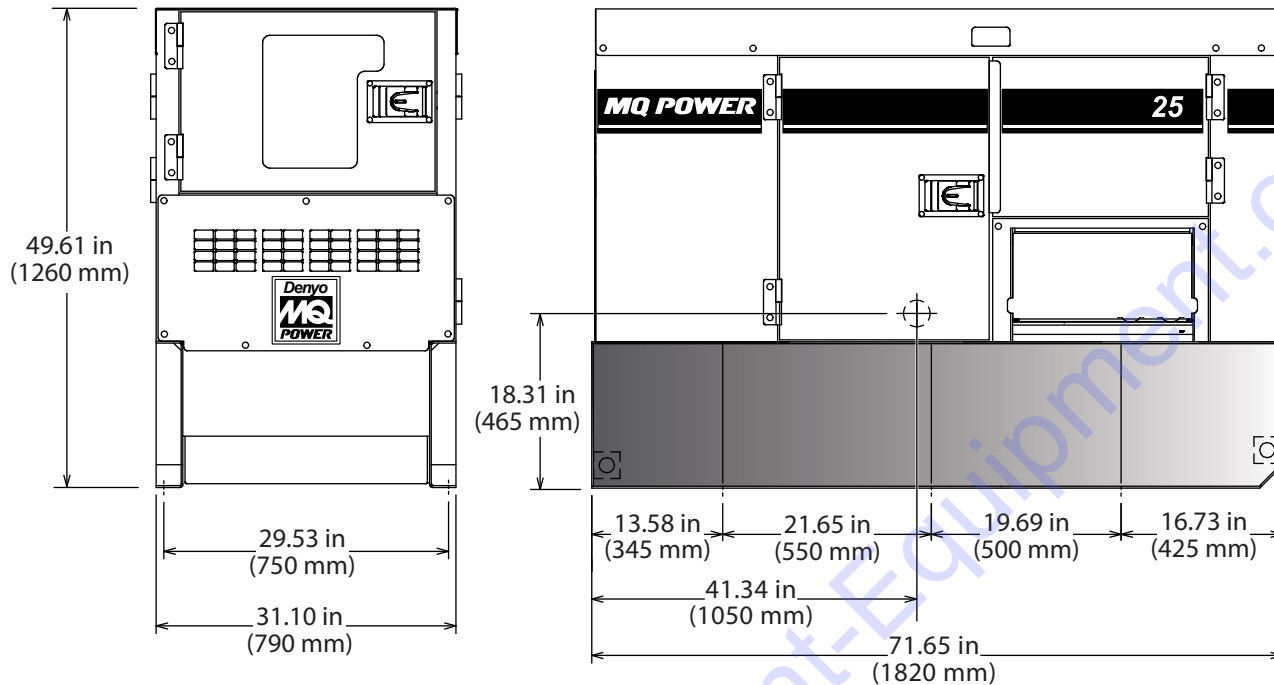
OPTIONAL OUTPUT CONNECTIONS

- **Cam-Lok Connectors** — provides quick disconnect alternative to bolt-on connectors.
- **Pin and Sleeve Connectors** — provides industry standard connectors for all voltage requirements.
- **Output Cable** — available in any custom length and size configuration.

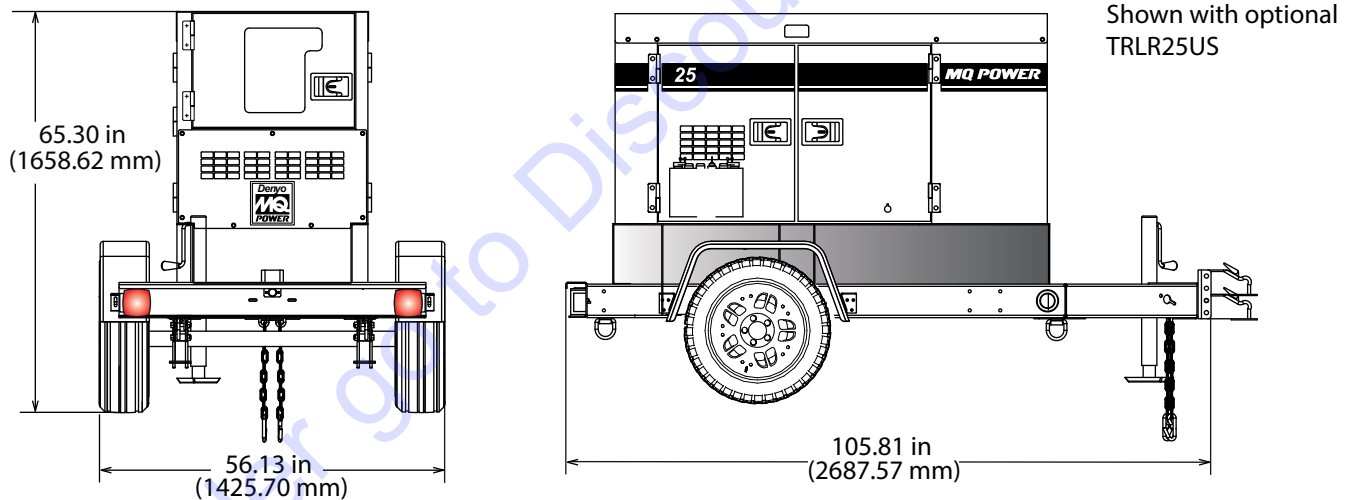


DCA25SSIU4F Generator

SKID-MOUNT DIMENSIONS



TRAILER-MOUNT DIMENSIONS



DCA25SSIU4F Weights*

Dry Weight	1,795 lbs. (814 kg)
Wet Weight	2,137 lbs. (969 kg)
Max. Lifting Point Capacity	5,150 lbs. (2,335 kg)

* Weights do not include options.

DCA25SSIU4F and TRLR25US2 Weights*

Dry Weight (with TRLR25US2)	2,239 lbs. (1,016 kg)
Wet Weight (with TRLR25US2)	2,581 lbs. (1,171 kg)

Generator can be placed on MQ Trailer
Models TRLR25US and TRLR75XF2.

NOTICE

Features and Specifications are
subject to change without notice.



TO PURCHASE THIS PRODUCT PLEASE CONTACT US



**Equipment Financing and
Extended Warranties Available**



**Discount-Equipment.com is your online resource for
commercial and industrial quality parts and equipment sales.**

561-964-4949

visit us on line @ www.discount-equipment.com

Select an option below to find your Equipment

Search by Manufacturer

Search by Product Type

Request a Quote

We sell worldwide for the brands: Genie, Terex, JLG, MultiQuip, Mikasa, Essick, Whiteman, Mayco, Toro Stone, Diamond Products, Generac Magnum, Airman, Haulotte, Barreto, Power Blanket, Nifty Lift, Atlas Copco, Chicago Pneumatic, Allmand, Miller Curber, Skyjack, Lull, Skytrak, Tsurumi, Husquvarna Target, Stow, Wacker, Sakai, Mi-T-M, Sullair, Basic, Dynapac, MBW, Weber, Bartell, Bennar Newman, Haulotte, Ditch Runner, Menegotti, Morrison, Contec, Buddy, Crown, Edco, Wyco, Bomag, Laymor, EZ Trench, Bil-Jax, F.S. Curtis, Gehl Pavers, Heli, Honda, ICS/PowerGrit, IHI, Partner, Imer, Clipper, MMD, Koshin, Rice, CH&E, General Equipment, Amida, Coleman, NAC, Gradall, Square Shooter, Kent, Stanley, Tamco, Toku, Hatz, Kohler, Robin, Wisconsin, Northrock, Oztec, Toker TK, Rol-Air, APT, Wylie, Ingersoll Rand / Doosan, Innovatech, Con X, Ammann, Mecalac, Makinex, Smith Surface Prep, Small Line, Wanco, Yanmar