



## DCA10SPXU4C

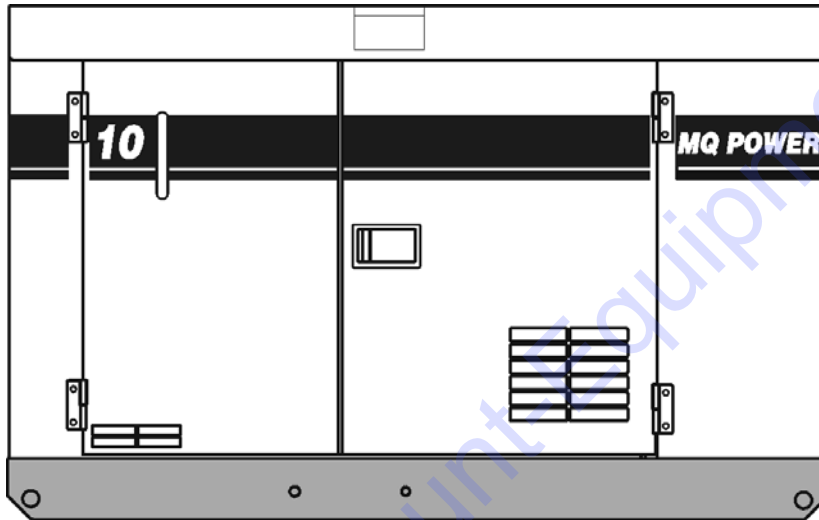
Generator

### WhisperWatt™

Prime Rating — 10 kW (10 kVA)

Standby Rating — 11 kW (11 kVA)

Single-Phase, 60 Hertz, 1.0 PF



#### STANDARD FEATURES

- Heavy duty, 4-cycle, liquid cooled, direct injection diesel engine provides maximum reliability.
- EPA emissions certified — Tier 4 Final emissions compliant.
- Single-side Maintenance Design — Quick, direct access to all filters. External fluid drain extensions allow fast, easy service. Ideal for confined applications.
- Automatic safety shutdown system monitors the water temperature, engine oil pressure, battery charge. Warning lights indicate abnormal conditions.
- Electronic Governor Control — isochronous control, maintains frequency to within  $\pm 0.25\%$  from no load to full load.
- Full load acceptance of standby nameplate rating in a single step.
- Sound attenuated, weather resistant, steel housing provides operation at 62 dB(A) at 23 feet. Fully lockable enclosure allows safe unattended operation.
- E-coat and powder coat paint provides durability and weather protection.
- Internal Fuel Tank — Holds 16.4 gallons (62 liters).
- Brushless generator design — reduces service and maintenance requirements.
- Complete power panel. Fully covered; single-phase terminals and single phase receptacles allow fast and convenient hookup for most applications including temporary power boxes, tools and lighting equipment. All are NEMA standard.
- Complete generator analog instrumentation includes voltage regulator control, ammeter phase selector switch, voltmeter phase selector switch, AC voltmeter, AC ammeter, frequency meter, panel light, key switch and circuit breaker.
- Mainline circuit breaker — OSHA and NEC compliant, 45 Amp rating.

**TO PURCHASE THIS PRODUCT PLEASE CONTACT US**



**Equipment Financing and  
Extended Warranties Available**



**Discount-Equipment.com is your online resource for  
commercial and industrial quality parts and equipment sales.**

**561-964-4949**

**visit us on line @ [www.discount-equipment.com](http://www.discount-equipment.com)**

Select an option below to find your Equipment

**Search by Manufacturer**

**Search by Product Type**

**Request a Quote**

We sell worldwide for the brands: Genie, Terex, JLG, MultiQuip, Mikasa, Essick, Whiteman, Mayco, Toro Stone, Diamond Products, Generac Magnum, Airman, Haulotte, Barreto, Power Blanket, Nifty Lift, Atlas Copco, Chicago Pneumatic, Allmand, Miller Curber, Skyjack, Lull, Skytrak, Tsurumi, Husquvarna Target, Stow, Wacker, Sakai, Mi-T-M, Sullair, Basic, Dynapac, MBW, Weber, Bartell, Bennar Newman, Haulotte, Ditch Runner, Menegotti, Morrison, Contec, Buddy, Crown, Edco, Wyco, Bomag, Laymor, EZ Trench, Bil-Jax, F.S. Curtis, Gehl Pavers, Heli, Honda, ICS/PowerGrit, IHI, Partner, Imer, Clipper, MMD, Koshin, Rice, CH&E, General Equipment, Amida, Coleman, NAC, Gradall, Square Shooter, Kent, Stanley, Tamco, Toku, Hatz, Kohler, Robin, Wisconsin, Northrock, Oztec, Toker TK, Rol-Air, APT, Wylie, Ingersoll Rand / Doosan, Innovatech, Con X, Ammann, Mecalac, Makinex, Smith Surface Prep, Small Line, Wanco, Yanmar



# DCA10SPXU4C

## Generator

### SPECIFICATIONS

<b>Generator Specifications</b>	
Design	Revolving field, self-ventilated Drip-proof, single bearing
No. of Poles	4-pole
Excitation	Brushless with AVR
Number of Leads	4
Generator RPM	1800
Voltage Regulation (No load to full load)	±0.5%
Power Factor	1.0
Winding Pitch	5/6
Frequency	60 Hz
Armature Connection	Series
Insulation	Class F
Sound Level dB(A) Full load at 23 feet	62

<b>Engine Specifications</b>	
Make / Model	Kubota/ D1503
Emissions	EPA Tier 4 Certified
Design	3-cylinder, 4-cycle, Liquid Cooled, Direct Injection
Displacement	1499 cc
Bore x Stroke	3.23 in x 3.63 in (83 mm x 92.4 mm)
SAE Gross Horsepower	24.8 hp (18.5 kW)
HP at Rated Speed	18.4 hp (13.7 kW)
Compression Ratio	21.6 : 1
Engine Speed	1800 rpm
Starting System	Electric
Battery	12V 70Ah x 1
Oil Capacity	1.48 gal (5.6 L)
Coolant Capacity	1.85 gal (7.0 L)

<b>Fuel System</b>	
Fuel Tank Capacity	16.4 gal (62.0 L)
Fuel Consumption	gal/hr (L/hr)
100% load	0.97 (3.7)
75% load	0.75 (2.8)
50% load	0.58 (2.2)
25% load	0.44 (1.7)

<b>Exhaust System</b>	
Gas Flow (full load)	109.1 cfm (3.09 m <sup>3</sup> /min)
Gas Temperature	1005.8 °F (541 °C)

<b>Cooling System</b>	
Coolant Capacity (with radiator)	1.85 gallons (7 liters)
Ambient Temperature Rating	104°F (40°C)

<b>Amperage</b>	
Rated Voltage	Maximum Amps
1Ø 120 Volt	20 Amps Zigzag 30 Amps (Zigzag)
1Ø 240 Volt	41.6 Amps (Continuous)
Main Line Circuit Breaker Rating	45 Amps

#### NOTICE

Specifications sheet is subject to change and is not intended for use in installation design.



# DCA10SPXU4C

## Generator

### MQ POWER DECIBEL LEVELS

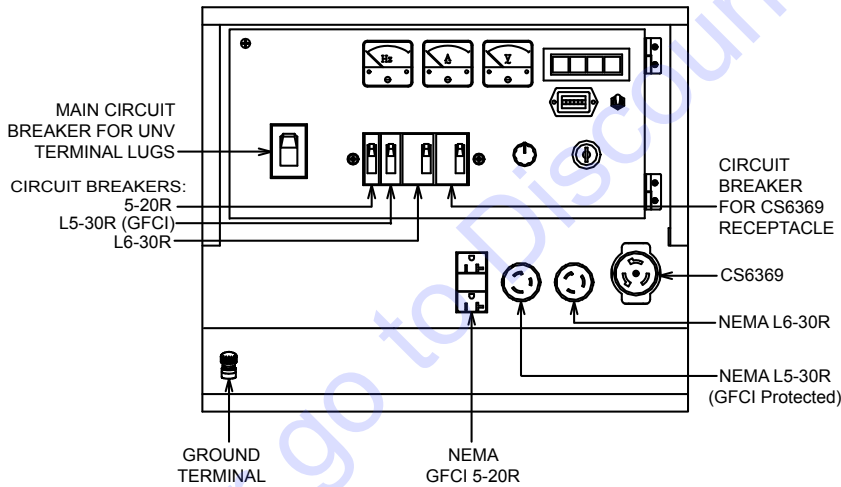
Our soundproof housing allows substantially lower operating noise levels than competitive designs. DIS100SSK4F is at home on construction sites, in residential neighborhoods, and at hospitals — just about anywhere.

- 90 — Subway / truck traffic
- 80 — Average city traffic
- 70 — Inside car at 60 mph
- 62.0 — DIS100SSK4F at 23 feet
- 60 — Air conditioner at 20 feet
- 50 — Normal conversation

**62.0**  
DECIBELS

### OPTIONAL FEATURES

- **Automatic start/stop control** — automatically starts and monitors generator during power failure when used in conjunction with a transfer switch.
- **Jacket water heater** — for easy starting in cold climates.
- **Solid state battery charger** — provides fully automatic and self-adjusting charging to the generator's battery system.
- **Fuel/water filter** — effectively separates damaging condensation from fuel.
- **Emergency stop switch** — when manually activated, shuts down generator in the event of an emergency.
- **Single-wall or double-wall sub-base fuel tanks** — additional fuel cell for extended run time. Available in a variety of configurations.
- **Trailer mounted package** — highway legal trailer with single axle configuration. Extra capacity fuel tank is also available.



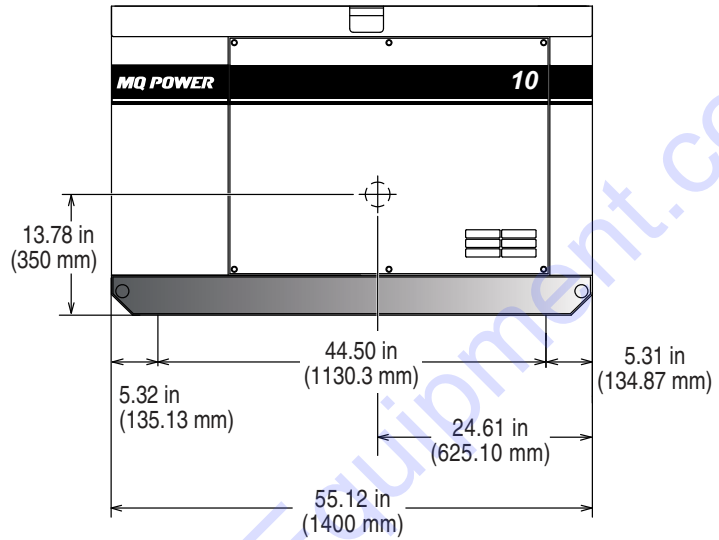
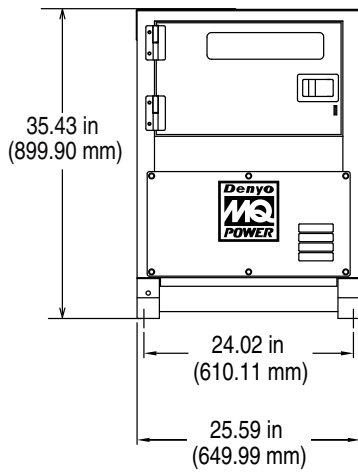
Generator Control Panel



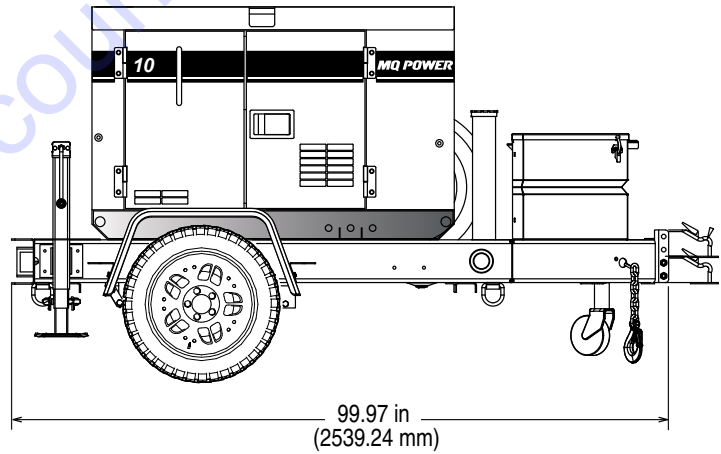
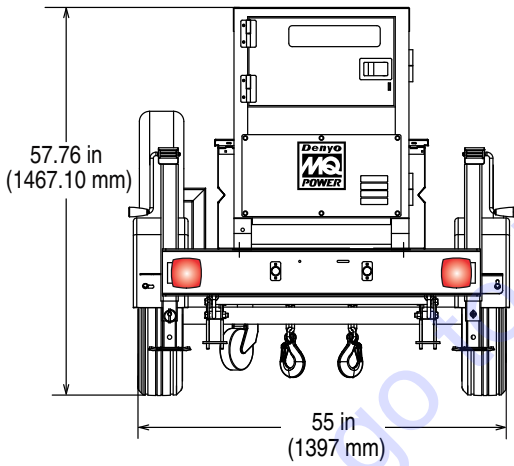
# DCA10SPXU4C

## Generator

### SKID-MOUNT DIMENSIONS



### TRAILER-MOUNT DIMENSIONS



#### DCA10SPXU4C Weights\*

Dry Weight	1,112 lbs (504 kg)
Wet Weight	1,300 lbs (590 kg)
Max. Lifting Point Capacity	2,000 lbs (907 kg)

#### DCA10SPXU4C and TRLRMPXF Weights\*

Dry Weight (with TRLRMPXF)	1,620 lbs. (735 kg)
Wet Weight (with TRLRMPXF)	1,808 lbs. (820 kg)

\* Weights do not include options.

#### NOTICE

Features and Specifications are subject to change without notice.



**TO PURCHASE THIS PRODUCT PLEASE CONTACT US**



**Equipment Financing and  
Extended Warranties Available**



**Discount-Equipment.com is your online resource for  
commercial and industrial quality parts and equipment sales.**

**561-964-4949**

**visit us on line @ [www.discount-equipment.com](http://www.discount-equipment.com)**

Select an option below to find your Equipment

**Search by Manufacturer**

**Search by Product Type**

**Request a Quote**

We sell worldwide for the brands: Genie, Terex, JLG, MultiQuip, Mikasa, Essick, Whiteman, Mayco, Toro Stone, Diamond Products, Generac Magnum, Airman, Haulotte, Barreto, Power Blanket, Nifty Lift, Atlas Copco, Chicago Pneumatic, Allmand, Miller Curber, Skyjack, Lull, Skytrak, Tsurumi, Husquvarna Target, Stow, Wacker, Sakai, Mi-T-M, Sullair, Basic, Dynapac, MBW, Weber, Bartell, Bennar Newman, Haulotte, Ditch Runner, Menegotti, Morrison, Contec, Buddy, Crown, Edco, Wyco, Bomag, Laymor, EZ Trench, Bil-Jax, F.S. Curtis, Gehl Pavers, Heli, Honda, ICS/PowerGrit, IHI, Partner, Imer, Clipper, MMD, Koshin, Rice, CH&E, General Equipment, Amida, Coleman, NAC, Gradall, Square Shooter, Kent, Stanley, Tamco, Toku, Hatz, Kohler, Robin, Wisconsin, Northrock, Oztec, Toker TK, Rol-Air, APT, Wylie, Ingersoll Rand / Doosan, Innovatech, Con X, Ammann, Mecalac, Makinex, Smith Surface Prep, Small Line, Wanco, Yanmar