


# Auto-Start/Stop Controller — Cascade



## Features

- Durable encapsulated protection against dirt, water, and dust – rated NEMA4 and IP65
- Operates during low battery blackouts
- Compatible with Electronic and Mechanical engines – ECU, MPU, AC Frequency
- J1939 Ready – Works directly with MurphyLink J1939 PowerView gages



CL1 DIV 2  
GRP A, B, C, D  
HAZARDOUS  
LOCATIONS

## Description

The Cascade controller offers automatic start and stop control with easy configuration for a broad number of applications. This auto-start controller is designed to fit any engine-driven application requiring a simple and robust automatic start and stop sequence. Pumps, Compressors, Grinders, Power Units and Generators are just few of the industrial applications for the controller.

The Cascade controller is fully compatible with all major engine types. Whether you are running mechanical or J1939 engines, the controller will work with your application.

Here are some of the unique features of the Cascade that only Murphy can offer at our competitive price.

- **Durability:** Encapsulated to protect it against dirt, water and dust, along with a compression gasket to fully seal it to the panel. Cascade is rated NEMA4 and IP65.
- **Low Battery Blackouts:** Operates in total blackout for a minimum of two seconds.
- **Compatibility:** Accept MPU, AC Frequency and ECU speed signals and can operate with standard and J1939 engines.
- **Inputs and Outputs:** The Cascade Inputs and Outputs are ruggedly protected and fault tolerant.
- **J1939 Ready:** Works directly with Murphy's J1939-ready PowerView gages, just plug and go, no sender is required.
- **CD101 Cascade Configuration Tool:** Allows quick setup and loading of parameters into a Murphy standard Cascade via a PC software tool.

## Specifications

Power input: 9-35VDC continuous - operates during total blackout for 2 seconds minimum.

Power consumption: Sleep Mode (Manual): 1mA typical; Sleep Mode (Automatic): 4mA typical; Running Mode (Manual): 20mA typical; Running Mode (Automatic): 24mA typical.

Operating/Storage temperature: -40 to 85°C; (-40 to 185°F).  
Humidity: 0-100%, non-condensing.

Housing: UV stabilized black polycarbonate and epoxy encapsulation. Weather tight and includes sealing gasket to keep moisture and debris out of enclosure. Properly mounted controller will maintain NEMA4 / IP65 rating of enclosure.

Vibration: Rated to 6G.

Impact: Rated to 10G.

Inputs: Dedicated digital inputs for low oil pressure, high engine temperature, remote start, DC charge fail/Alternator fail. Two aux inputs are configurable for multiple functions.

Outputs: 7-4 auxiliary, configurable (1 ADC protected). 3 dedicated outputs for Crank, Fuel/ECU, Alternator excitation.

Crank attempts: 3, 5, 10, Continuous.

Crank Rest: 5-60 seconds, adjustable.

Shutdown lockout time delay: 5, 10, 15, 20, 25, 30 seconds.

Crank disconnect speed setting: Field settable 0-9999 RPM (16-60Hz AC freq input).

Overspeed/underspeed trip point setting:  $\pm 5$  to 50% of nominal.

Speed sensing inputs: Magnetic pickup (5-120VAC RMS / 0-10kHz) & AC frequency (30-600VAC RMS / 16-80 Hz).

CAN bus interface: Directly reads engine speed, & engine status data\* from SAE-J1939 enabled engines.

MODbus interface: In J1939 applications drives PVA series analog gages.

\* Engine status data limited to low oil pressure, high engine temperature, "Wait to start" status, Warning & Fault lamp information, and communication error.

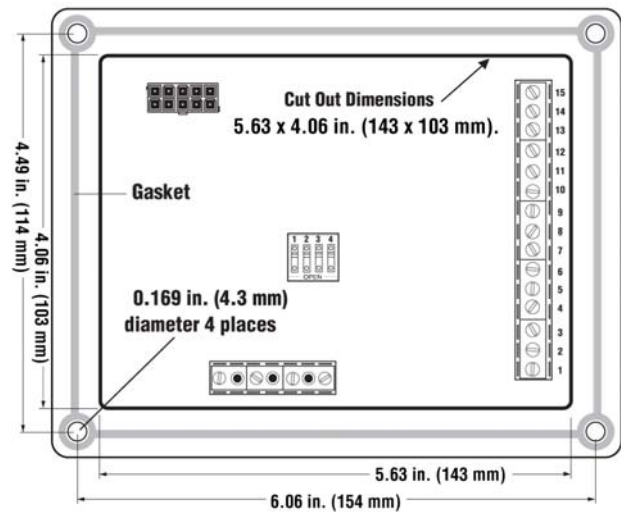
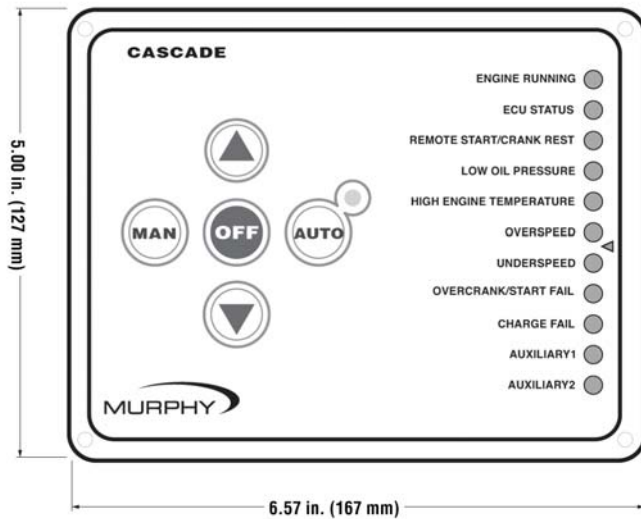
## Cascade Auto-Start Controller Dimensions

Front View

Back View

Front View

Back View



## How to Order the Cascade Controller

To Order specify: CD101 P/N 40700259

**Shipping Weight:** 1 lb. (453 g) approximately.

**Shipping Dimensions:** 5.1 x 6.7 x 1.6 inch (130 x 170 x 41 mm) approx.

## Accessories

**CD101 Cascade Configuration Kit P/N:40090045**

### FW MURPHY

P.O. Box 470248  
Tulsa, Oklahoma 74147 USA  
Phone: +1 918 317 4100 Fax: +1 918 317 4266  
E-mail: sales@fwmurphy.com

### INDUSTRIAL PANEL DIVISION

Fax: +1 918 317 4124  
E-mail: ipdsales@fwmurphy.com

### MURPHY POWER IGNITION

Web site: www.murphy-pi.com

### CONTROL SYSTEMS & SERVICES DIVISION

P.O. Box 1819  
Rosenberg, Texas 77471 USA  
Phone: +1 281 633 4500 Fax: +1 281 633 4588  
E-mail: css-solutions@fwmurphy.com

### FRANK W. MURPHY LTD.

Church Road, Laverstock  
Salisbury, SP1 1GZ, UK  
Phone: +44 1722 410055 Fax: +44 1722 410088  
E-mail: sales@fwmurphy.co.uk  
Web site: www.fwmurphy.co.uk

### COMPUTRONIC CONTROLS

41 - 46 Railway Terrace  
Nechells, Birmingham, B7 5NG, UK  
E-mail: sales@computroniccontrols.com  
Web site: www.computroniccontrols.com

[www.fwmurphy.com](http://www.fwmurphy.com)

### FW MURPHY INSTRUMENTS (HANGZHOU) CO., LTD.

77 23rd Street  
Hangzhou Economic & Technological Development Area  
Hangzhou, Zhejiang, 310018, China  
Phone: +86 571 8788 6060 Fax: +86 571 8684 8878  
E-mail: apsales@fwmurphy.com



USA-ISO 9001:2008 FM 28221  
UK-ISO 9001:2008 FM 29422  
CHINA-ISO 9001:2008 FM 523851  
Registered Facilities



Printed in U. S. A.

02/11/2011

**Warranty** - A limited warranty on materials and workmanship is given with this FW Murphy product.  
A copy of the warranty may be viewed or printed by going to <http://www.fwmurphy.com/warranty>