



**YANMAR**

**MINI EXCAVATOR**  
*Universal*

**VIC27-5B VIC35-5B**

*YANMAR Vio Series*  
*True Zero Tail Swing Excavator*

**YANMAR - YOUR BEST PARTNER FOR BUILDING THE FUTURE**

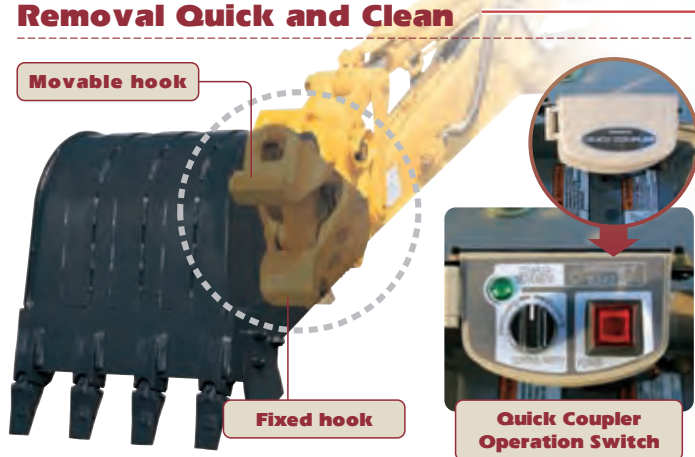
# The Mini Excavator, Reinvented by Yanmar

## A Whole Line Up of High Performance Features for Professionals

Fast and Easy Bucket Attachment Changing

### The Hydraulic Quick Coupler

Makes Bucket Attachment and Removal Quick and Clean



The Quick Coupler makes the once troublesome task of changing buckets fast and easy without even getting your hands dirty. It's all performed by switch operation while you remain seated, except for fitting and removal of the safety lock pin. You can also use attachments made by other companies, thereby reducing storage costs and saving space.

#### Bucket Removal




Place the bucket on the ground

Pull out the safety lock pin

Turn the switch to Dismount.

Raise the arm to detach.

#### Bucket Attachment



Insert the fixed hook

Make the bucket level.

Turn the switch to Mounting

Insert the safety lock pin and fasten.

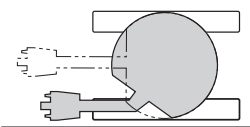
### True Zero Tail Swing,

### No Counter Weight Overhang the Rear

Side Ditch Digging up to the Wall with Nothing Sticking Out beyond the Track.



#### Excellent Front Turning, Too



No overhang

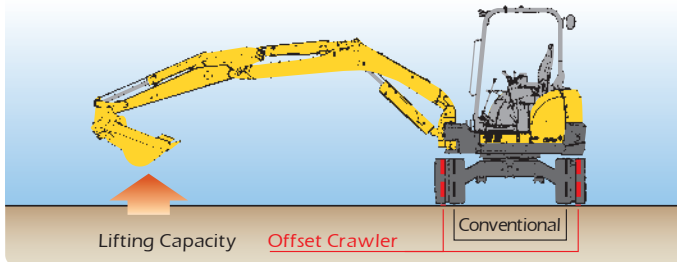
# YANMAR Original



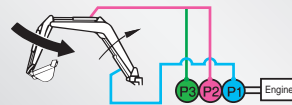
Stability is Equal to a Standard-sized Machine

### Highly Balanced Structure

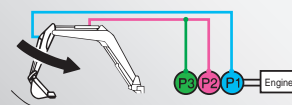
Yanmar's "VICTAS" Offset Track technology provides superior stability.



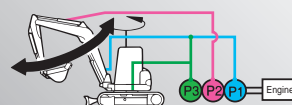
### VIPPS (3 pumps combine flow for simultaneous combined movements)



**ARM x Boom**  
 pump 2+pump 3 activate "ARM"  
 pump 1 activates "BOOM"

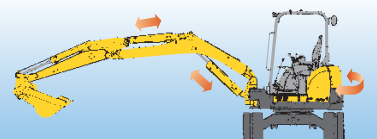


**ARM x Bucket**  
 pump 1 activates "BUCKET"  
 pump 2+pump 3 activate "ARM"



**ARM x Boom x Swivel**  
 pump 1 +pump 3 activate "BOOM"  
 pump 2 activates "ARM"  
 pump 3 activates "SWIVEL"

Smooth even while using both the boom and arm during turning!



# ility

# Operation So Easy it's a Joy All-Round Comfort and Convenience

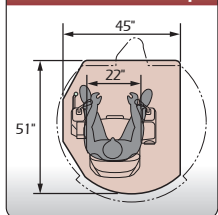


## Large Space for Unrestricted Operation


Even a zero tail swing, the largest cabin in this machine class, provides easy, unrestricted operating space.

Large, suspension seat reduces operator stress and fatigue.

Universal Vio 14sqft



The convenient light arrangement expands the operator's range of sight excellent for night work.



Get on and off from either side. Walk-through operator's area (Canopy option.)



Socket-convenient for charging mobile telephones or other appliances.




The powerful air conditioner provides the same comfort as in an air-conditioned passenger car. (Cabin option.)



**Broad Range of  
Sight for Safe  
and Comfortable  
Operation**

The standard, lightweight canopy has ROPS and FOPS to protect the operator in rollovers and from falling objects. Nothing blocks the operator's view for safer, more efficient operation.



Lever operation from the wrist and the armrest alleviate the fatigue of a long working day.



Foldable footrests for ample legroom.



Large traveling pedals.



Hand control for remote hydraulics.

# Proven Durability and Ease of Maintenance

**Simple Engine Access  
Brings Big Improvements  
to Maintenance Efficiency**



## Daily Checks

Just open the rear engine cover to check the battery and engine oil, clean the air cleaner and replenish cooling system.




## Checking and Cleaning the Radiator

The right-hand cover is opened by loosening just two bolts. Open the maintenance cover on the top right hand side to clean quickly and easily behind the radiator.



## Hood

Open the hood on the top right cover for easy maintenance and fuel supply.



## Easy Access to Hydraulic Hoses

Remove the right-hand step to reveal the hose joint at the front of the frame. Replacement of the hydraulic hose is simple if necessary.



## Starter Motor

Open the cover beneath the operator's seat and then the side cover to reveal the starter motor.

## Cylinder Guard and Underside Protector for Preventing damages

The spring steel cylinder guard is resilient against shocks and used to protect the bucket arm and boom cylinders. The frame corners are reinforced with ultra-high strength steel. The side cover has a thicker plate for higher resilience.



Underside protector



Cylinder guard

## Lifting capacity

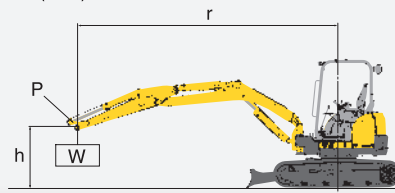
Excavator equipped with ROPS/FOPS and rubber tracks (with quick coupler and without bucket)

r: Reach from swing center line : ft-in(mm)

h: Lift point height : ft-in(mm)

w: Lifting capacity : lbs(kg)

P: Load point



- The rated lifting capacities that are indicated below are based on ISO 10567 and do not exceed 87% of the excavator's hydraulic lifting capacity or 75% of its static tilt load (tipping load) capacity.
- The following operating criteria are also applicable to the calculation of these maximum loads;
  - The "load point" is the location of the front bolt on the arm
  - The three indicated machine position are :
    - arm over the front end (blade down),
    - arm over the front end (blade up), and
    - arm over the side (blade up).
- The weight of the excavator's bucket, hook, sling and other lifting accessories have been taken into consideration when calculating these maximum loads.

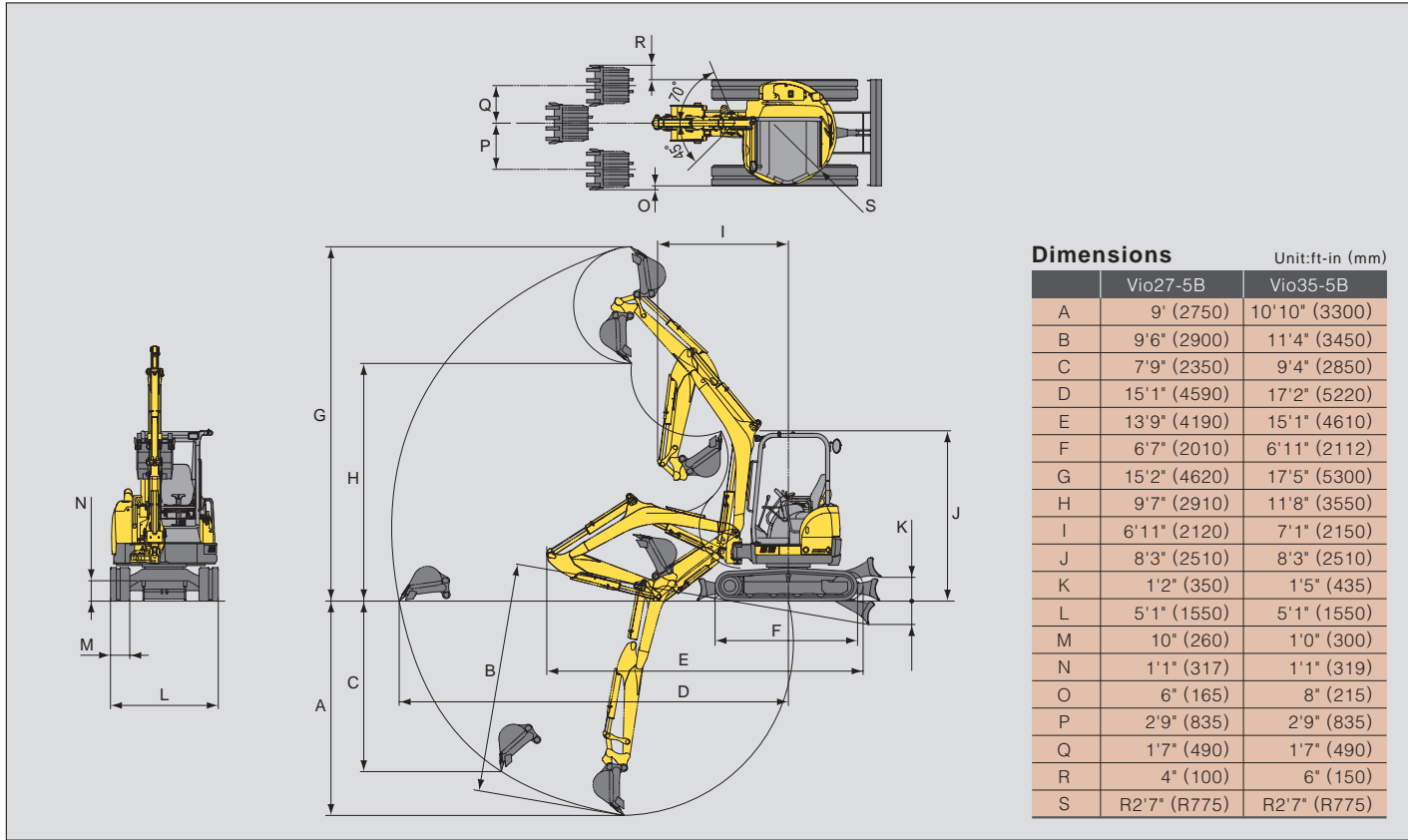
### Vio27-5B

LIFT POINT HEIGHT	r:REACH in (mm)											
h:in (mm)	RATED LIFT CAPACITY OVER END BLADE DOWN lbs (kg)				RATED LIFT CAPACITY OVER END BLADE UP lbs (kg)				RATED LIFT CAPACITY OVER SIDE BLADE DOWN lbs (kg)			
	MAX	118.1 (3000)	98.5 (2500)	78.8 (2000)	MAX	118.1 (3000)	98.5 (2500)	78.8 (2000)	MAX	118.1 (3000)	98.5 (2500)	78.8 (2000)
118.1 (3000)	* 1472 (668)				1020 (463)				979 (444)			
96.5 (2500)	* 1472 (668)	* 1453 (659)			855 (388)	1170 (531)			813 (369)	1087 (493)		
78.7 (2000)	* 1472 (668)	* 1587 (720)	* 1722 (781)		740 (336)	1144 (519)	* 1693 (768)		723 (328)	1087 (493)	* 1673 (759)	
39.4 (1000)	* 1510 (685)	* 2028 (920)	* 2595 (1177)		681 (309)	1062 (482)	1408 (639)		657 (298)	1005 (456)	1369 (621)	
Ground (0)	* 1558 (707)	* 2200 (998)	* 2853 (1294)	* 3909 (1773)	1038 (471)	1005 (456)	1360 (617)	1938 (879)	690 (313)	972 (441)	1219 (553)	1799 (816)
-39.4 (-1000)	* 1547 (702)		* 2412 (1094)	* 3170 (1438)	930 (422)		1369 (621)	1931 (876)	897 (407)		1276 (579)	1772 (804)
-59.1 (-1500)	* 1356 (615)				* 1375 (624)				1367 (620)			

### Vio35-5B

LIFT POINT HEIGHT	r:REACH in (mm)											
h:in (mm)	RATED LIFT CAPACITY OVER END BLADE DOWN lbs (kg)				RATED LIFT CAPACITY OVER END BLADE UP lbs (kg)				RATED LIFT CAPACITY OVER SIDE BLADE DOWN lbs (kg)			
	MAX	137.8 (3500)	118.1 (3000)	98.5 (2500)	MAX	137.8 (3500)	118.1 (3000)	98.5 (2500)	MAX	118.1 (3000)	118.1 (3000)	98.5 (2500)
118.1 (3000)	* 1724 (782)	* 1618 (734)	* 1598 (725)		972 (441)	1230 (558)	1561 (708)		840 (381)	1098 (496)	* 1512 (686)	
78.7 (2000)	* 1733 (786)	* 1896 (860)	* 2088 (947)	* 2394 (1086)	782 (355)	1164 (528)	1600 (726)	* 2328 (1056)	683 (310)	1014 (460)	1386 (629)	1841 (835)
39.4 (1000)	* 1799 (816)	* 2279 (1034)	* 2758 (1251)	* 3574 (1621)	725 (329)	1137 (516)	1444 (655)	1931 (876)	641 (291)	981 (445)	1237 (561)	1576 (715)
Ground (0)	* 1799 (816)	* 2520 (1143)	* 3104 (1408)	* 4006 (1817)	740 (336)	1080 (490)	1386 (629)	1825 (828)	659 (299)	956 (434)	1221 (554)	1528 (693)
-39.4 (-1000)	* 1781 (808)	* 2279 (1034)	* 2892 (1312)	* 3525 (1599)	890 (404)	1056 (479)	1386 (629)	1841 (835)	791 (359)	932 (423)	1179 (535)	1552 (704)
-59.1 (-1500)	* 1733 (786)		* 2451 (1112)	* 3027 (1373)	1096 (498)		1369 (621)	1858 (843)	1131 (513)		1212 (550)	1567 (711)
-78.7 (-2000)	* 1512 (686)				* 1512 (686)				1287 (584)			

Note : The maximum loads marked with an asterisk (\*) were limited by the Excavator's hydraulic lifting capacity rather than by its static tilt load (tipping load) capacity.



### Specifications

Model		Vio27-5B		Vio35-5B		
Type		Canopy	Cabin	Canopy	Cabin	
Operating weight	Rubber track	lbs (kg)	6946 (3150)	7231 (3280)	8159 (3700)	8445 (3830)
	Steel track	lbs (kg)	7166 (3250)	7453 (3380)	8247 (3740)	8533 (3870)
Engine	Type	Water-cooled 4 cycle diesel				
	Model	3TNV82A-SBV		3TNV88-BQBV		
	Output	hp (kW) / RPM	21.6 (16.1) / 2200		28.0 (20.7) / 2300	
Performance	*Max digging force, bucket	lbs (kN)	6722 (29.9)		7220 (32.1)	
	Traveling speed	MPH (km / h)	2.9 / 1.7 (4.7/2.8)		2.9 / 1.7 (4.6/2.7)	
	Swing speed	RPM	10.0			
	Boom swing angle, (L / R)	degrees	45 / 75			
Ground contact pressure	Rubber track	PSI (kPa)	5.02 (34.6)	5.22 (36.0)	4.80 (33.1)	4.97 (34.3)
	Steel track	PSI (kPa)	4.49 (30.9)	4.67 (32.2)	4.87 (33.6)	5.05 (34.8)
Hydraulic system	Pump capacity	GPM	9.0+9.0+4.9+2.6		10.2+10.2+7.2+3.0	
		(L / min)	34.1+34.1+18.7+9.9		38.6+38.6+27.3+11.3	
	Main relief set pressure	PSI (MPa)	2987 (20.6), 2842 (19.6)		3204 (22.1), 2842 (19.6)	
Undercarriage	Track type	Rubber or Steel				
Blade dimensions	Width x height	ft-in (mm)	5'1"x1'1" (1550x320)			
Fuel tank capacity		Gals (L)	11.1 (42)			

\*Max digging force measured with buckets supplied in North America.

### Hydraulic P.T.O

Model	Output	Vio27-5B		Vio35-5B			
		PSI (Mpa)	GPM (L / min)		PSI (Mpa)	GPM (L / min)	
Specifications			2200RPM	1100RPM		2300RPM	1150RPM
Combined flow, double actions		2842 (19.6)	13.9 (52.8)	7.0 (26.4)	3132 (21.6)	17.2 (65.0)	8.7 (33.0)

### Standard Equipment

- Blade
- Boom swing function
- Rubber or Steel tracks
- Hydraulic quick coupler
- 2way control pattern change
- Auxiliary valve and piping (arm end)
- Cylinder cover (boom, arm, bucket, blade)
- ROPS / FOPS cabin or canopy
- Windshield washer (Cabin Option)
- Defroster (Cabin Option)
- Joystick pilot controls
- Arm rests (adjustable)
- Suspension and reclining seat
- Seat belt
- Travel levers and pedals
- Traveling alarm
- Built-in type boom light
- Exterior canopy or cabin work light
- Convex rear view mirror
- Operation manual

(Please note that the standard equipment may vary from this list. Consult your Yanmar dealer for confirmation)

Note : All information presented in this Brochure is subject to change without notice.

## YANMAR AMERICA CORP.

CONSTRUCTION EQUIPMENT DEPT.  
101 International Parkway, Adairsville, GA 30103, U.S.A.  
TEL:770-877-7570 FAX:770-877-7572  
<http://www.yanmar.com>