

# S SERIES® WIDEBASE SUBMERSIBLE PUMPS



## Open Pits and Quarries

Whether suspended above the soft, murky bottom of a cofferdam, or churning away deep inside a strip mine or quarry, Gorman-Rupp Widebase submersible pumps tackle the big jobs. Where large solids are not a problem, these versatile models offer high-head, high-volume operation and stand up to the abuses of the worst conditions. Whatever the application – general construction, strip mining, tunnel work or general purpose – Gorman-Rupp Widebase pumps are built to operate quietly, effectively and safely.

The wide, solid base helps prevent pumps from turning into the ground or pumping into a hole. The rugged impeller provides many trouble-free years of service. The motor operates in an oil-filled cavity, which is cooled by the water being pumped to prevent overheating. Double seals provide solid protection against pump failure and ensure years of dependable service.



[www.GRpumps.com](http://www.GRpumps.com)

## ENGINEERED FOR RELIABLE, ECONOMICAL PERFORMANCE

Gorman-Rupp's submersible pump designs are engineered for maximum dependability. One moving part and three wearing surfaces translate into a simple design that offers more rugged durability and pump life without costly maintenance.

## RUGGED IMPELLER HANDLES TOUGH ABRASIVES

Abrasion-resistant ductile iron and manganese bronze impellers stand up to sand, gravel, concrete powder and other abrasive construction materials. The fully shrouded impeller back reduces seal pressure and helps prevent foreign material from entering the seal cavity, extending seal life and, in turn, the operational life of the pump. Optional CD4MCu impellers are available for extremely corrosive and abrasive applications.



## CORROSION-RESISTANT STAINLESS STEEL SHAFT AND HARDWARE

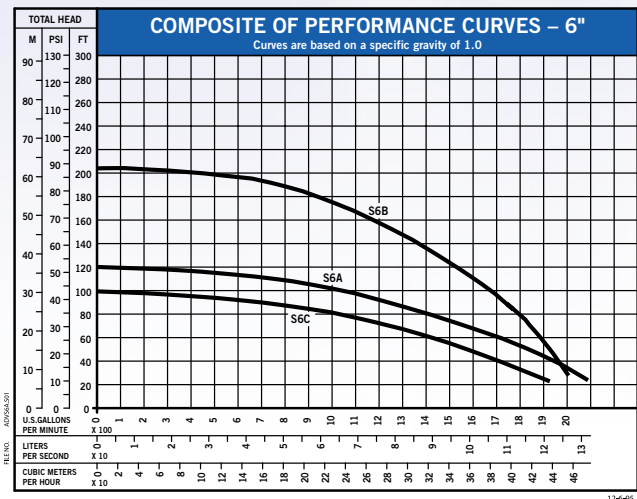
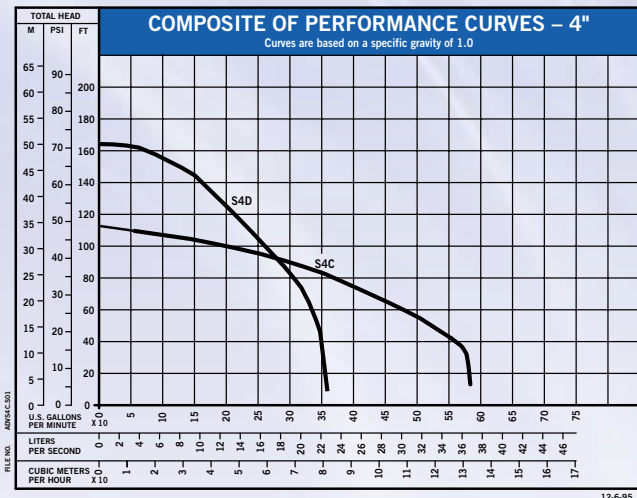
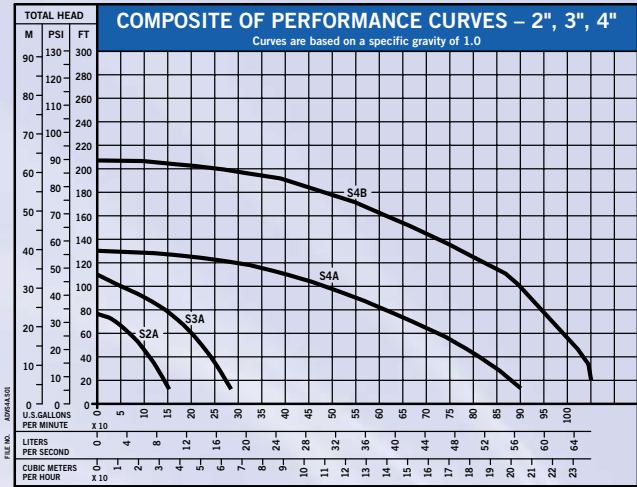
Pump rotor shafts and internal nuts and bolts coming in contact with fluids are made of stainless steel to avoid corrosion and pitting. CD4MCu configurations are also available.

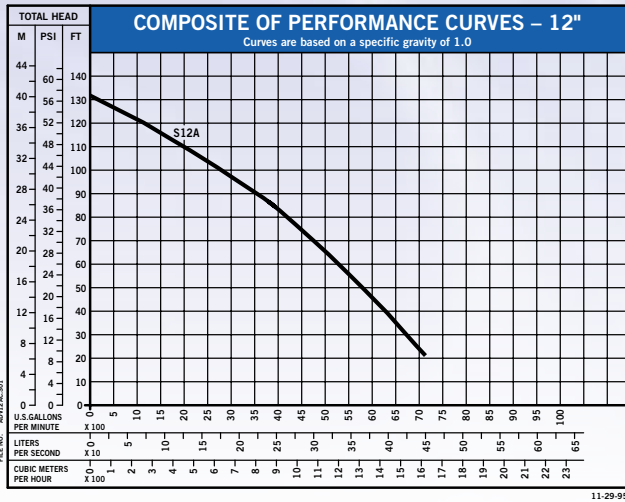
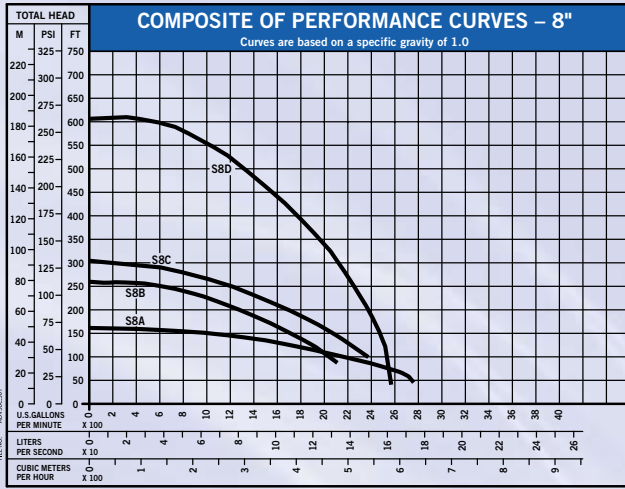
## OIL-FILLED MOTOR CAVITY KEEPS MOTOR COOL

When a Gorman-Rupp submersible starts pumping, a flow of water is established between the inner and outer walls of the motor housing, cooling the oil that in turn cools the motor and prevents overheating.

## DUAL SEALS, DOUBLE PROTECTION

A primary seal keeps dirty water in the pump end and prevents contamination of the oil cavity; a second "fail safe" seal provides extra protection against the possibility of damage to the motor. Positive oil lubrication enables the pump to run dry without seal damage.





### WIDEBASE SUBMERSIBLE DATA

MODEL	DISCHARGE	HEIGHT	DIAMETER	MAX. SOLIDS	POWER	HERTZ	SPEED	PHASE	VOLTAGE	CABLE SIZE
S2A1	2" (50 mm)	23.13" (587.5 mm)	11.19" (284.2 mm)	0.31" (7.87 mm)	2 HP	60	3450 RPM	1	115/230	#10, #14
S3A1	3" (75 mm)	28.54" (724.9 mm)	14.19" (360.4 mm)	0.38" (9.65 mm)	5 HP	60	3450 RPM	1, 3	230/460/575	#10
S4A1	4" (100 mm)	43.06" (1093.8 mm)	23.25" (590.6 mm)	0.62" (15.75 mm)	25 HP	60	1750 RPM	3	460/575	#6
S4B1, S4B18*	4" (100 mm)	46.45" (1179.8 mm)	28.00" (711.2 mm)	0.62" (15.75 mm)	50 HP	60	1750 RPM	3	460/575	#6
S6C1	6" (150 mm)	47.00" (1193.8 mm)	23.25" (590.6 mm)	0.62" (15.75 mm)	35 HP	60	1750 RPM	3	460/575	#6
S6A1	6" (150 mm)	57.44" (1459.0 mm)	28.00" (711.2 mm)	1.00" (25.40 mm)	60 HP	60	1750 RPM	3	460/575	#6
S6B1, S6B18*	6" (150 mm)	57.44" (1459.0 mm)	28.00" (711.2 mm)	1.00" (25.40 mm)	95 HP	60	1750 RPM	3	460/575	#2
S8A1, S8A18*	8" (200 mm)	57.44" (1459.0 mm)	28.00" (711.2 mm)	1.00" (25.40 mm)	95 HP	60	1750 RPM	3	460/575	#2
S8B1	8" (200 mm)	60.20" (1529.1 mm)	31.25" (793.8 mm)	0.62" (15.75 mm)	100 HP	60	1750 RPM	3	460/575	#1
S8C1, S8C18*	8" (200 mm)	60.20" (1529.1 mm)	31.25" (793.8 mm)	0.62" (15.75 mm)	140 HP	60	1750 RPM	3	460/575	#2/0, #1
S8D1	8" (200 mm)	65.42" (1661.7 mm)	33.50" (850.9 mm)	0.62" (15.75 mm)	275 HP	60	1750 RPM	3	460/575	#2/0
S12A1	12" (300 mm)	54.78" (1391.4 mm)	31.25" (793.8 mm)	1.00" (25.40 mm)	140 HP	60	1750 RPM	3	460/575	#2/0

\*Stainless steel fitted

This chart represents only a small cross-section of models available. Specifications are subject to change. Consult your Gorman-Rupp distributor for detailed information.





## Learn More about Gorman-Rupp Submersible Pumps

For more information on Gorman-Rupp submersible pumps go to  
[www.GRpumps.com](http://www.GRpumps.com)

Product information is subject to change; consult factory for details.

Product information is subject to change; consult factory for details.



**The Gorman-Rupp Pumps**  
P.O. Box 1217  
Mansfield, Ohio 44901-1217  
Tel: 419-755-1011  
Fax: 419-755-1251  
E-mail: [grsales@gormanrupp.com](mailto:grsales@gormanrupp.com)

**The Gorman-Rupp International Company**  
P.O. Box 1217  
Mansfield, Ohio 44901-1217  
Tel: 419-755-1011  
Fax: 419-755-1266  
E-mail: [intsales@gormanrupp.com](mailto:intsales@gormanrupp.com)

**Gorman-Rupp of Canada, Ltd.**  
70 Burwell Road  
St. Thomas, Ontario N5P 3R7, Canada  
Tel: 519-631-2870  
Fax: 519-631-4624  
E-mail: [grcanada@grcanada.com](mailto:grcanada@grcanada.com)



[www.GRpumps.com](http://www.GRpumps.com)

Printed in the USA