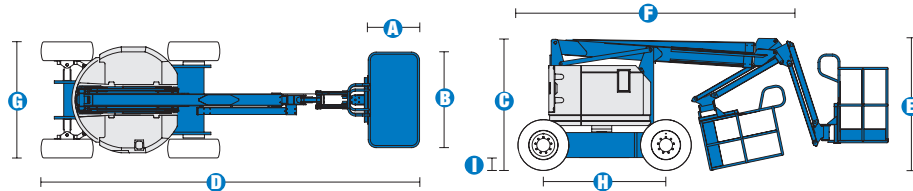
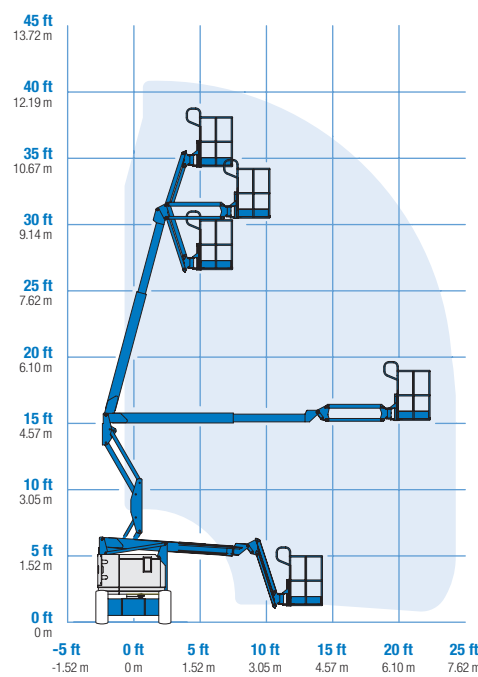


Specifications



RANGE OF MOTION Z™-34/22 DC/Bi



MODELS	Z™-34/22 DC		Z™-34/22 Bi-Energy	
	US	Metric	US	Metric
Working height maximum*	40 ft 6 in	12.52 m	40 ft 6 in	12.52 m
Platform height maximum	34 ft 6 in	10.52 m	34 ft 6 in	10.52 m
Horizontal reach maximum	22 ft 3 in	6.78 m	22 ft 3 in	6.78 m
Up and over clearance - at platform at jib	15 ft	4.57 m	15 ft	4.57 m
	14 ft 11 in	4.55 m	14 ft 11 in	4.55 m
A Platform length	2 ft 6 in	.76 m	2 ft 6 in	.76 m
B Platform width	4 ft 8 in	1.42 m	4 ft 8 in	1.42 m
C Height - stowed	6 ft 7 in	2.00 m	6 ft 7 in	2.00 m
D Length - stowed	18 ft 6 in	5.64 m	18 ft 6 in	5.64 m
E Storage height	7 ft 5 in	2.26 m	7 ft 5 in	2.26 m
F Storage length	13 ft 5 in	4.08 m	13 ft 5 in	4.08 m
G Width	5 ft 8 in	1.73 m	5 ft 8 in	1.73 m
H Wheelbase	6 ft 2 in	1.88 m	6 ft 2 in	1.88 m
I Ground clearance - center	6 in	.15 m	6 in	.15 m

PRODUCTIVITY

Lift capacity	500 lbs	227 kg	500 lbs	227 kg
Platform rotation	180°		180°	
Vertical jib rotation	139°		139°	
Turntable rotation	355° non-continuous		355° non-continuous	
Turntable tailswing	zero		zero	
Drive speed - stowed	4.0 mph	6.4 km/h	4.0 mph	6.4 km/h
Drive speed - raised**	.68 mph	1.1 km/h	.68 mph	1.1 km/h
Gradeability - stowed***	30%		30%	
Turning radius - inside	5 ft 9 in	1.75 m	5 ft 9 in	1.75 m
Turning radius - outside	13 ft 1 in	3.98 m	13 ft 1 in	3.98 m
Controls	24V DC proportional		24V DC proportional	
Tires - air filled	9 x 14.5 in		9 x 14.5 in	

POWER

Power Source	48V DC (eight 6 V batteries 315 Ah capacity)	48V DC (eight 6 V batteries 315 Ah capacity) with Kubota 12 Hp (8.9 kw) diesel driven alternator
Auxiliary Power Unit	24V DC	24V DC
Hydraulic Tank Capacity	4 gal	15.1 L
Fuel Tank Capacity	—	9 gal
	35 L	

WEIGHT****

	11,000 lbs	4,990 kg	12,000 lbs	5,443 kg
--	------------	----------	------------	----------

STANDARDS COMPLIANCE

ANSI A92.5, CSA B354.4, CE Compliance, AS 1418.10

* The metric equivalent of working height adds 2 m to platform height. U.S. adds 6 ft to platform height.
 ** In lift mode *(platform raised), the machine is designed to operate on firm, level surfaces only.
 *** Gradeability applies to driving on slopes. See operator's manual for details regarding slope ratings.
 **** Weight will vary depending on options and/or country standards.

Features

EASILY CONFIGURED TO MEET YOUR NEEDS

PLATFORM OPTIONS

- Steel 4 ft 8 in (1.42 m) (standard)
- Steel 3 ft 10 in (1.17 m)

JIB

- 4 ft (1.22 m) jib boom

POWER

- 48V DC power source

BATTERY CHARGING OPTIONS

- 25 Amp 48V on-board charger
- On-board alternator powered by Kubota diesel 12 hp (8.9 kW) engine

DRIVE

- 2WD

TIRE OPTIONS

- Industrial air-filled (standard)
- Industrial foam-filled
- Industrial non-marking air-filled
- Industrial non-marking foam-filled
- Sealant treated air-filled

STANDARD FEATURES

MEASUREMENTS


- 40 ft 6 in (12.52 m) working height
- 22 ft 3 in (6.78 m) horizontal reach
- 14 ft 11 in (4.55 m) up and over clearance
- Up to 500 lb (227 kg) lift capacity

PRODUCTIVITY

- 4 ft (1.22 m) jib boom with 139° working range
- Self-leveling platform
- Hydraulic platform rotation
- Fully proportional controls
- Thumb rocker steer
- Drive enable
- AC power cord to platform
- Horn
- Hour meter
- Tilt alarm
- 355° non-continuous turntable rotation
- Locking turntable covers (Bi-Energy only)
- Zero tailswing
- Sep-Ex drive system

POWER

- 48V deep cycle battery pack
- 24V DC auxiliary power



OPTIONS & ACCESSORIES

PRODUCTIVITY

- Platform swing gate
- Half-mesh platform inserts with swing gate
- Air line to platform
- Fire resistant hydraulic oil
- Biodegradable hydraulic oil
- Deluxe aircraft protection package
- Basic hostile environment kit (Bi-Energy only)
- Tool tray
- Fluorescent tube caddy
- Pipe cradle (pair)
- Alarm package
- Platform work lights
- Lockable platform control box covers

POWER

- EE UL583 Fire Protection rating (DC models only)
- Battery charge indicator (BCI)
- Low voltage interrupt with BCI
- Cold Weather Package (Bi-Energy only)
- Retained key selector switch

Genie United States

18340 NE 76th Street
P.O. Box 97030
Redmond, Washington 98073-9730

Telephone **+1 (425) 881-1800**
Toll Free in USA/Canada **+1 (800) 536-1800**
Fax +1 (425) 883-3475

Genie Europe

Millennium House
Brunel Drive
Newark NG24 2DE
UK

Telephone **+44 (0)1476 584333**
Fax +44 (0)1476 584334

Email: infoeurope@genieind.com

Distributed By:

Effective Date: January, 2008. Product specifications and prices are subject to change without notice or obligation. The photographs and/or drawings in this document are for illustrative purposes only. Refer to the appropriate Operator's Manual for instructions on the proper use of this equipment. Failure to follow the appropriate Operator's Manual when using our equipment or to otherwise act irresponsibly may result in serious injury or death. The only warranty applicable to our equipment is the standard written warranty applicable to the particular product and sale and we make no other warranty, express or implied. Products and services listed may be trademarks, service marks or trade-names of Terex Corporation, Genie Industries, Inc. and/or their subsidiaries in the U.S.A. and many other countries and all rights are reserved. Terex® is a Registered Trademark of Terex Corporation in the U.S.A. and many other countries. Genie® is a Registered Trademark of Genie Industries, Inc. in the U.S.A. and many other countries. Genie is a Terex Company. © 2008 Terex Corporation.