

STEP-UP 120 THREE PHASE

PROGRESSIVE CAVITY PUMP: SCREW PUMP FOR PUMPING AND SPRAYING APPLICATIONS

TOGETHER WE BUILD




STEP-UP 120 | Model # 1106181 | 220V/60Hz, 7.5 HP, 3 Phase

THE STEP-UP 120 SERIES SPRAY AND GROUT PUMPS

Pump or spray mortars, stuccos, grouts, restoration mortars, underlayments, fireproofing, waterproofing, and many other materials. The 3 phase power gives you more horsepower to push material further and with more flow and grouts up to 3/8" aggregate.



CONTROL PANEL 3 PHASE



- 1 On/Off switch
- 2 Current supply light
- 3 Emergency stop button
- 4 Rotor/stator forward/reverse
- 5 Vibrating grate switch
- 6 Fault indicator light
- 7 Speed control switch

Technical specifications

	STEP-UP 120 3P
Motor power rate	7.5 hp
Mixer power rate	2 hp
Electric compressor	3 hp / 11 cfm
Max aggregate size	3/8 in
Maximum flow rate IM25L	2.75 cu yd
Maximum flow rate 60.12	6 cu yd
Maximum flow rate 2L6	2.35 cu yd
Horizontal pumping distance (*)	300 ft
Vertical pumping distance (*)	200 ft
Hopper capacity	4.25 cu ft
Dimensions	33 W x 80 L x 38 H in
Weight	616 lbs

(*) The pumping distance will vary depending upon the type of material being used.


















STEP-UP 120 THREE PHASE



PROGRESSIVE CAVITY PUMP: SCREW PUMP FOR PUMPING AND SPRAYING APPLICATIONS

TOGETHER WE BUILD

STEP-UP 120 APPLICATIONS

	Pumping of grouts, self-leveling underlayments	Spraying fireproofing	Mortar and stucco setup	Shotcrete	Grouts with 3/8" aggregate
Product / Part #	A	B	C	D	E
 STANDARD ROTOR / STATOR IM25L Rotor Part # 1107111 IM25L Stator Part # 1107110					
 Spin 30 continuous mixer with iDust grate - Part # 1106152	✓	✓	✓	✓	✓
 Step-Up 120 pan mixer, 3 phase Part # 1107509 (requires part # 1107574)	✓	✓	✓	✓	✓
 120' Remote control Part # 1107574	✓	✓	✓	✓	✓
 Remote control extension cable Part # 1107544	✓	✓	✓	✓	✓
 Piston compressor, 3 phase Part # 1107585		✓	✓		
 53' x 13 mm Air hose w/Geka - Part # 1107532 33' x 25 mm Air hose w/Geka - Part # 1107531		✓	✓		
 2L6 Rotor/stator kit Part # 1107088	✓	✓	✓		
 60.12 Rotor/stator kit Part # 1107090	✓	✓	✓	✓	
 Vibrating grate Part # 1107592	✓		✓	✓	✓
 L7-1.5 Rotor/stator kit Part # 1107660	✓			✓	✓
 33' x 35 mm Material hose Part # 1107528	✓	✓	✓		
 33' Material hose Ø 50 mm (2") w/cam couplings - Part # 1107533	✓	✓	✓	✓	✓
 50mm to 35 mm Material hose reducer Part # 1106178	✓	✓	✓		
 Non-towing wheel kit Part # 1107633	✓	✓	✓	✓	✓
 Spray gun step 120 Part # 1107577		✓	✓		
 Shotcrete gun Part # 1106250				✓	
 5' Overhead wand Part # 1107549		✓	✓		
 16' x 35 mm male to 25 mm male hose Part # 1107074		✓	✓		
 Pintle tow ring Part # 1107161	✓	✓	✓	✓	✓

✓ Required ✓ Optional

STANDARD EQUIPMENT 3 PHASE

- 2-Speed control panel
- IM25L rotor/stator
- 66' power cord
- 5 / 7.5 HP, 2 speed, 3 phase 100% duty-cycle motor
- Grate for premixed materials
- Tow kit
- Remote control ready
- Accessory toolbox