



POWER BUGGY

The best choice
for concrete and
material transport.



www.Discount-Equipment.com

The MQ Whiteman Power Buggy is the preferred choice of contractors due to its dependability and versatility.



WBH-16EF
16 cu.ft. capacity

Features common on all-wheel drive and standard drive models:

- **Quickly dump material** — a 80° dump angle assures the tub is emptied on your first approach.
- **Reduce concrete splatter** during transport with an integrated tub splash guard.
- **Smooth operation under all conditions** with a fully hydrostatic drive system.
- **Actuate dumping mechanism** using either a hand lever or a foot pedal.
- **Spend less time refueling** with a large 4.8 gallon fuel tank that enables you to work uninterrupted.
- **Lifting is made easier** by multiple attachment points and forklift pockets.
- **Enter confined areas and pass through 32" doorways** with removable outside tires.
- **Superflex foam filled tires** provide a soft air-like ride while extending tire life
- **Electric or recoil start** models available.



Operator's platform provides convenient access to all controls. Expanded metal floor plate provides secure footing and can be raised for storage or maneuvering in tight areas.



Power Buggy — 21 cubic foot with Propane System

Environmentally friendly — produces cleaner emissions and longer running time. Ideal for use indoors or in semi-enclosed buildings where air quality is a concern.



WBH-21EPF
21 cu.ft. capacity

- **Payload capacity** — 21 cubic foot (595 L)
- **Maximum load capacity** — 3200 Lbs. (1451 kg)
- **High density polyethylene tub** withstands the toughest use
- **18 Horsepower Vanguard engine**
- **Starting system** — recoil and electric start
- **Fuel type** — Propane EPA/CARB compliant
- **Special vapor withdrawal** propane tank
- **Closed fuel system** — easier to maintain and eliminates gummed up carburetors
- **Fuel capacity** — 7.5 gallon baffled tank
- **Travel speed:** — 7.25 mph (11.6 km)
- **Superflex foam filled tires** provide a soft air-like ride while extending tire life
- **Width** — 44 inches (111.7 cm)
- **Weight** — 1570 Lbs. (712.1 kg)



All-Wheel Drive Power Buggy

Easily switch to All-Wheel Drive and maintain high levels of production in the most challenging environments, whether it's sand, mud, or loose

gravel. Heavy duty main frame provides structural integrity with low center of gravity for increased stability and traction.



WBH-16EAWD
16 cu.ft. capacity
Features electric start Vanguard engine



Quick Service Access
Hinged access door for easy maintenance.
Hydraulic hoses are located within the frame for fast access and protection.



Toggle switch allows operator to easily switch from two-wheel drive to all-wheel drive.



Pressing button in AWD mode prevents wheel slippage and improves traction.



The All-Wheel Drive Buggy is equipped with a powerful steering drive motor for optimum performance. A single oversized tire provides superior traction.

U.S. Patent 6,293,627



TuffTruk Walk-Behind Power Buggy

The compact TuffTruk is ideal for interior demolition, environmental remediation, general construction, landscaping and utility work. A rechargeable, zero emission, high torque battery drive provides eight solid hour run time under full load.



TB11E

10.6 cu.ft. capacity
Rechargeable
Battery Drive
Available with
Polyethylene tub

TuffTruk Accessories for maximum versatility.



TuffTruk Extension Kit — TTE — 33.4 or 29.0 inch width, ideal for increased capacity when carrying light loads.



TuffTruk Flatbed — TFB33 and TFB29 — 33.4 or 29.0 inch width, ideal for transporting heavy bags of material.



TuffTruk 2-Inch Towing Hitch — TTBH — offers various height positions for different size trailers.



TuffTruk Dump Handle — TTH — for added convenience when discharging tub uphill.



TuffTruk Snow Plow — TSP — perfect for displacing snow during poor weather conditions.



7 ft³ clip-on tub — TT7 — allows access through narrow 32-inch passageways.



Track Drive Power Buggy

The WTB-16 models feature an aggressive track pattern, enabling the buggy to travel effortlessly through soft soils and muddy site conditions. The

WTB-16 is engineered with top quality components and built with the attention to detail that has made MQ Whiteman the leader in motorized buggies.

Both models feature polyethylene tubs. The WTB-16PD includes a pivot dump tub, while the WTB-16 has a standard straight dump tub.



WTB-16PD

Pivot dump tub
16 cu.ft. capacity



WTB-16


Straight dump tub
16 cu.ft. capacity

- **Innovative WTB-16PD model** features a pivot dump tub capable of rotating up to 180 degrees, to easily and precisely deliver material. Hand and foot controls facilitate tub rotation and dumping control.
- **Optimal traction and durability** assured by a steel imbedded ladder track design
- **Rugged undercarriage guide wheels** are ductile cast iron
- **Low maintenance hydraulic design** eliminates wear parts such as belt-drives and drive couplers
- **High torque drive motors** propel the buggy through tough conditions and offer fail-safe braking
- **Versatile tub offers 16 ft.³ (2,500 LB.) capacity** and polyethylene construction for easy cleaning

- **Narrow width** allows the buggy to pass through doorways or confined areas
- **Travel efficiently around the site** with speeds of 5.1 MPH unloaded and 4.7 MPH loaded
- **Easy steering dual control levers** allow the operator to control the unit while minimizing fatigue
- **Powerful and reliable Honda GX690 engine** produces 22 horsepower
- **Long run times** are achieved with 5 gallon capacity fuel tank




Features — Track Drive Power Buggy



Dual control handles provide consistent tracking, easy steering, and minimized operator fatigue. (WTB-16 shown)



Hand and foot controls facilitate tub rotating and dumping. (WTB-16PD shown)



100% hydraulic drive — No V belts, pulleys, clutches or mechanical gear reductions.




Aggressive tack pattern for use in soft soil to muddy site conditions.



Premier high torque Poclain hydraulic motors feature fail-safe brakes.



Front panel raises to provide complete service access.



Folding foot plate allows operator to walk behind machine when used in confined areas. Perforated platform prevents material build up.

Specifications — Standard Power Buggies

Models	WBH-16F	WBH-16EF	WBH-16EAWDF	WBH-21EF	WBH-21EFP	WTB-16	WTB-16PD
Tire Type	Foam fill	Foam fill	Foam fill	Foam fill	Foam fill	Track	Track
Wheelbase — in. (cm)	43 (109.2)	43 (109.2)	43 (109.2)	43 (109.2)	43 (109.2)	N/A	N/A
Width — Standard Dual Wheels in. (cm) (Track)	44 (111.7)	44 (111.7)	44 (111.7)	44 (111.7)	44 (111.7)	35.5 (90.2)	35.5 (90.2)
Width — Outer wheels removed	30.75 (78.10)	30.75 (78.10)	30.75 (78.10)	N/A	N/A	N/A	N/A
Length with foot plate extended — in. (cm)	103 (261.6)	103 (261.6)	103 (261.6)	103 (261.6)	103 (261.6)	90.5 (229.9)	110.2 (280)
Height — in. (cm)	51 (129.5)	51 (129.5)	51 (129.5)	51 (129.5)	51 (129.5)	56.5 (143.5)	55.6 (141.2)
Weight — lb. (kg)	1351 (612.8)	1363 (618.2)	1493 (677.2)	1492 (676.7)	1492 (676.7)	1896 (860)	2138 (970)
Max. Load — Dual Wheels Lb. (kg)	2500 (1133.8)	2500 (1133.8)	2500 (1133.8)	3200 (1451)	3200 (1451)	2500 (1134)	2500 (1134)
Max. Load — Outer Wheels removed — lb. (kg)	1000 (453)	1000 (453)	1000 (453)	N/A	N/A	N/A	N/A
Capacity CF. (Cu. mter)	16 (0.453)	16 (0.453)	16 (0.453)	21 (0.590)	21 (0.590)	16 (0.453)	16 (0.453)
Tub Discharge Direction	Straight dump	Straight dump	Straight dump	Straight dump	Straight dump	Straight dump	Pivot dump up to 180°
Engine	Honda 11.9 HP (8.8kW) Gasoline	Honda 11.9 HP (8.8kW) Gasoline	Vanguard 18 HP (13.4kW) Gasoline	Vanguard 18 HP (13.4kW) Gasoline	Vanguard 18 HP (13.4kW) Propane	Honda 22 HP (16.4kW) Gasoline	Honda 22 HP (16.4kW) Gasoline
Starting System	Recoil	Recoil and Electric	Recoil and Electric	Recoil and Electric	Recoil and Electric	Electric	Electric
Fuel capacity — gal. (lt)	4.8 (18.1)	4.8 (18.1)	4.8 (18.1)	4.8 (18.1)	4.8 (18.1)	5 (18.9)	5 (18.9)
Travel speed — mph (km)	7.25 (11.6)	7.25 (11.6)	7.25 (11.6) Standard 5.3 (8.52) Traction assist 6.3 (10.13) AWD	7.25 (11.6)	7.25 (11.6)	5.1 (8.2) Empty 4.7 (7.6) Loaded	5.1 (8.2) Empty 4.7 (7.6) Loaded
Bucket Material	Polyethylene	Polyethylene	Polyethylene	Polyethylene	Polyethylene	Polyethylene	Polyethylene
Gradeability	Max. 10% (6 degree)	Max. 10% (6 degree)	Max. 10% (6 degree)	Max. 10% (6 degree)	Max. 10% (6 degree)	Uphill Max. 20% (10 degree) Side Max. 10% (6 degree)	Uphill Max. 20% (10 degree) Side Max. 10% (6 degree)

Specifications — TuffTruk

Models	TB11E	TB11G	TB11PE	TB11PG
Tire type	Pneumatic	Pneumatic	Pneumatic	Pneumatic
Wheel base in.	29.5	29.5	29.5	29.5
Width in.	34.5	34.5	34.5	34.5
Length in.	68.5	68.5	68.5	68.5
Height in.	38	38	38	38
Weight lb.	561	396	561	396
Maximum payload capacity lb.	990	990	990	990
Capacity ft³	10.6	10.6	10.6	10.6
Power Source	DC brushless motor 1300W / 24V	Honda GX200 5.5 HP Gas Engine	DC brushless motor 1300W / 24V	Honda GX200 5.5 HP Gas Engine
Battery type	2x12 volt AGM deep cell batteries	N/A	2x12 volt AGM deep cell batteries	N/A
Starting system	Electric	Manual recoil	Electric	Manual recoil
Drive and controls	4x4 - 24 volt motor gearbox	4x4 - Hydrostatic system	4x4 - 24 volt motor gearbox	4x4 - Hydrostatic system
Fuel capacity gal. (liter)	None	0.682 (3.1)	None	0.682 (3.1)
Travel speed forward - mph	0 to 3.5	0 to 4	0 to 3.5	0 to 4
Travel speed reverse - mph	0 to 1.5	0 to 1.5	0 to 1.5	0 to 1.5
Bucket material	Steel	Steel	Polyethylene	Polyethylene
Gradability	45%	45%	45%	45%
Oscillation	6°	6°	6°	6°
Articulation	40°	40°	40°	40°
Noise level dBa	69	96	69	96

Engine power ratings are calculated by the individual engine manufacturer and the rating method may vary among engine manufacturers. Multiquip Inc. and its subsidiary companies makes no claim, representation or warranty as to the power rating of the engine on this equipment and disclaims any responsibility or liability of any kind whatsoever with respect to the accuracy of the engine power rating. Users are advised to consult the engine manufacturer's owners manual and its website for specific information regarding the engine power rating.



www.Discount-Equipment.com



Connect with us on



All features and specifications are subject to change without notice.
Version 033121