



PARTS MANUAL (ANSI)

TELEHANDLERS

MODELS ZB2044



PARTS FINDER

**Search Website
by Part Number**



**Search Manual
Library For Parts
Manual & Lookup Part
Numbers – Purchase
or Request Quote**

Search Manuals

Enter your information to help us find the right parts manual for your machine.

* Brand:

* Model:

* Serial:

* Part Number:

SEARCH

**Can't Find Part or
Manual? Request Help
by Manufacturer,
Model & Description**

Parts Order Form

Please fill in the following information to help us find the right part for your machine.

Manufacturer:	<input type="text"/>
Model:	<input type="text"/>
Description:	<input type="text"/>
Part Number:	<input type="text"/>
Quantity:	<input type="text"/>
Notes:	<input type="text"/>

Discount-Equipment.com is your online resource for quality parts & equipment.

Florida: **561-964-4949** Outside Florida TOLL FREE: **877-690-3101**

Need parts?

Click on this link: <http://www.discount-equipment.com/category/5443-parts/> and choose one of the options to help get the right parts and equipment you are looking for. Please have the machine model and serial number available in order to help us get you the correct parts. If you don't find the part on the website or on one of the online manuals, please fill out the request form and one of our experienced staff members will get back to you with a quote for the right part that your machine needs.

We sell worldwide for the brands: Genie, Terex, JLG, MultiQuip, Mikasa, Essick, Whiteman, Mayco, Toro Stone, Diamond Products, Generac Magnum, Airman, Haulotte, Barreto, Power Blanket, Nifty Lift, Atlas Copco, Chicago Pneumatic, Allmand, Miller Curber, Skyjack, Lull, Skytrak, Tsurumi, Husquvarna Target, Stow, Wacker, Sakai, Mi-T-M, Sullair, Basic, Dynapac, MBW, Weber, Bartell, Bennar Newman, Haulotte, Ditch Runner, Menegotti, Morrison, Contec, Buddy, Crown, Edco, Wyco, Bomag, Laymor, EZ Trench, Bil-Jax, F.S. Curtis, Gehl Pavers, Heli, Honda, ICS/PowerGrit, IHI, Partner, Imer, Clipper, MMD, Koshin, Rice, CH&E, General Equipment, Amida, Coleman, NAC, Gradall, Square Shooter, Kent, Stanley, Tamco, Toku, Hatz, Kohler, Robin, Wisconsin, Northrock, Oztec, Toker TK, Rol-Air, APT, Wylie, Ingersoll Rand / Doosan, Innovatech, Con X, Ammann, Mecalac, Makinex, Smith Surface Prep, Small Line, Wanco, Yanmar

This manual is based on Serial Numbers:

ZB 2044 85 800 118 and Above

Please refer to the website - www.discount-equipment.com for older Serial Numbers.

Go to Discount-Equipment.com to order your parts

ZB2044

Parts Manual

General

The information contained in this section is designed to aid the user in locating and identifying replacement parts. Component parts of various assemblies and sub-assemblies comprising the telehandler are illustrated and accompanied by a descriptive parts list. Exploded drawings are used to show relative location of component parts in disassembly order. If a part cannot be found in this section, order by telehandler model number and serial number, giving a complete description of the part.

Parts Ordering Information

When ordering replacement parts, the complete part number and description should be used to ensure proper identification and delivery of the desired item. This complete identification should also be used when requesting equipment information.

Method Of Listing

Parts are listed in order according to the reference number shown in the illustration, followed by a full description based upon the "NOUN FIRST" method. That is, the noun name of the part is listed first, then the modifying description information which serves to specifically identify the item. For example: PIN, Clevis. Assemblies or groups are shown at the beginning of a parts list and are identified with the letter references A, B, C, etc. Individual parts in these lists have corresponding letters after their description to identify which assembly or group it is used in. Individual parts without identifying letters are used in all the assemblies or group shown at the beginning of the parts list. Descriptions preceded with an (*) indicates a serviceable component or

attaching hardware for the higher level assembly. If an index number initially starts with the letter "K", for example "K1", means it's a kit. Any item(s) included in a kit will not have an index number.

Quantities (Units Per Assy.)

The quantities of each part that are required to complete the assembly. If quantity is (AR), it is understood that the quantity may vary when machine is equipped with certain options. Order quantity as needed.

Hardware

Standard screws, washers, nuts, etc. are not identified by a reference number. These parts are known as COMMON HARDWARE items and appear indented under the major items with which they are used. They should be ordered separately as listed, since they are not component parts of the pieces they attach to.

How To Order Repair Parts

1. Address all orders to Discount-equipment.
2. Specify model and serial number of the telehandler (found on the serial number plate).
3. List the quantity needed.
4. List the length needed (if bulk item).
5. List the part number and description as shown in this manual for each item.
6. Show billing and shipping address and name of individual if possible.
7. Suggest best routing.

CUSTOMER _____

DEALER _____

MODEL NUMBER _____

SERIAL NUMBER _____

DATE PURCHASED _____

Table Of Contents

1.0 ENGINE TIER SPECIFIC PARTS

1.1 Engine and Transmission Assembly.....	8
1.2 Engine Assembly.....	12
1.3 Fuel Lines Assembly.....	14
1.4 Engine Exhaust Assembly.....	16
1.5 Aftertreatment Assembly.....	18
1.6 DEF Tank Assembly.....	20
1.7 Air Intake Assembly.....	22
1.8 Cooling System Assembly.....	24
1.9 Cooler Assembly.....	26
1.10 Coolant Lines Assembly.....	28
1.11 Sheet Metal Assembly.....	30
1.12 Crankcase Ventilation Assembly.....	32
1.13 Cab Heater Assembly.....	34
1.14 Air Conditioner and Electric Condenser Assembly.....	36
1.15 Fuel Tank Assembly.....	38
1.16 Battery Disconnect Switch Assembly.....	40
1.17 Cab Harness.....	42
1.18 Junction Box.....	44
1.19 Main Wiring Harness.....	46
1.20 Engine Harness.....	48
1.21 Grid Heater Harness.....	52
1.22 Ground Harnesses.....	54

2.0 AXLES

2.1 Front Axle and Frame Level Cylinders.....	56
2.2 Rear Axle and Axle Lock Cylinders.....	58
2.3 Front and Rear Drive Shafts Assembly.....	60

3.0 FRAME AND CAB RELATED PARTS

3.1 Frame Assembly.....	62
3.2 Outriggers Assembly.....	66
3.3 Hydraulic Oil Tank Assembly.....	68
3.4 Mirror Mount Assembly.....	71
3.5 Wheel Assembly.....	72
3.6 Cab Installation.....	73
3.7 Standard Cab Group.....	74
3.8 Instrument Panel Assembly.....	76
3.9 Steering Wheel Assembly.....	78
3.10 Seat Box Assembly.....	79
3.11 Seat Assembly.....	80

4.0 VALVES AND MANIFOLDS RELATED PARTS

4.1 Main Valve Assembly.....	84
4.2 Priority Valve Assembly.....	86
4.3 Brake Valve Assembly.....	88
4.4 Return Manifold Assembly.....	90
4.5 Brake Charge Valve Assembly.....	91
4.6 Steering Function Valve Assembly.....	92
4.7 Steering Motor Assembly.....	93

Table Of Contents

4.8 Charge Accumulators Assembly.....	94
4.9 Dual Charge Brake Pedal Assembly.....	95
4.10 Axle Lock Valve Assembly.....	96
4.11 Frame Level Control Valve Assembly	98
4.12 Diverter Valve Assembly.....	99
4.13 Front Joystick Controller Assembly	100
4.14 Rear Joystick Controller Assembly	102
4.15 Throttle Pedal Assembly	104
4.16 Main Valve Block Assembly	105
4.17 Service Brake Tee Assembly.....	106
4.18 Service Brake Tee Assembly.....	107
5.0 BOOMS ASSEMBLY RELATED PARTS	
5.1 Booms Assembly	110
5.2 Main Boom Assembly	114
5.3 Primary Boom Assembly.....	116
5.4 Secondary Boom Assembly.....	118
5.5 Boom Cylinders Assembly.....	120
6.0 ATTACHMENTS RELATED PARTS	
6.1 Standard Carriage Assembly.....	124
6.2 Fork Positioner Carriage Assembly.....	126
6.3 Fork Positioner/Side Shift Q.D. Carriage Assembly.....	128
6.4 72" Service Fork Positioner/Side Shift Carriage Assembly	130
6.5 Integral Fork Positioner/Side Shift Carriage Assembly.....	132
6.6 Bridge Stripper Assembly	134
6.7 Pipe and Pole Grapppler Assembly	136
6.8 Winch Attachment Assembly	138
6.9 Jib Boom Attachment.....	140
6.10 Bucket Attachment.....	141
6.11 51" Coil Ram Attachment.....	142
7.0 HYDRAULIC HOSE CONNECTION RELATED PARTS	
7.1 Main Hydraulics System.....	144
7.2 Steering System	146
7.3 Service Brakes Hydraulic System	148
7.4 Main Valve - Pilot Control	150
7.5 Boom Lift System	152
7.6 Frame Level System.....	154
7.7 Rear Axle Lock System	156
7.8 Carriage Tilt and Slave Cylinders System.....	158
7.9 Boom Extension System	160
7.10 Outriggers System	162
7.11 Standard Auxiliary Hydraulics System.....	164
7.12 Optional Auxiliary Hydraulics System.....	166

Table Of Contents

8.0 ELECTRICAL HARNESS RELATED PARTS

8.1 Instrumental Panel Wiring	170
8.2 Fuse Block Assembly	172
8.3 Transmission Disconnect and Shifter Harnesses	174
8.4 3-Speed Shifter Harness	176
8.5 Frame Level and Axle Lock Harnesses	177
8.6 Steering and Brakes Harnesses	178
8.7 Outrigger Raise/Lower Harness	180
8.8 Diverter Valve Harness	183
8.9 Open Cab Power Module (Aux. Hyd.)	184
8.10 Open Cab Power Module (Aux. Hyd. - Head/Tail/Stop Lights).....	186
8.11 Open Cab Power Module (Aux. Hyd. - Head/Tail/Stop/Boom/Aux. Lights)	188
8.12 Enclosed Cab Power Module (Aux. Hyd.)	190
8.13 Enclosed Cab Power Module (Aux. Hyd. - A/C - Head/Tail/Stop Lights)	192
8.14 Enclosed Cab Power Module (Aux. Hyd. - Head/Tail/Stop Lights)	194
8.15 Enclosed Cab Power Module (Aux. Hyd. - Head/Tail/Stop/Boom/Aux. Lights)	196
8.16 Front Joystick Harness.....	198
8.17 Rear Joystick Harness.....	199
8.18 Horn / Fuel / Brake Pressure Switch Harness	200

9.0 OPTIONAL EQUIPMENT RELATED PARTS

9.1 Light Installation Group	202
9.2 Lighting Harness	203
9.3 Enclosed Cab Group.....	204
9.4 Pop-out Window Assembly	205
9.5 Enclosed Cab Interior.....	206
9.6 Wiper Group	210
9.7 Fan and Light Attachment	211
9.8 Boom Lights Assembly	212
9.9 Pintle Hook Assembly	213
9.10 Fenders Assembly.....	214
9.11 Mud Flaps Assembly.....	215
9.12 Air Intake Shutoff	216
9.13 Harness Air Intake Shutoff.....	218
9.14 Mine Spec - Fuel Tank Assembly	220
9.15 Mine Spec. - Instrument Panel Assembly	222
9.16 Mine Spec. - Block Heater	226
9.17 Mine Spec. - Brakes Harness.....	228
9.18 Mine Spec. - Pressure Switches Harness.....	229
9.19 Mine Spec. - Steering Accumulator Harness.....	230

10.0 LABELS AND NAMEPLATES

10.1 Model Specific Labels	232
10.2 Pictorial Labels	234
10.3 Cab and Control Labels	238

11.0 RECOMMENDED FLUIDS TABLE

11.1 Recommended Fluids Table	241
-------------------------------------	-----

**1.1 Engine and
Transmission Assembly**

1.2 Engine Assembly

1.3 Fuel Lines Assembly

**1.4 Engine Exhaust
Assembly**

**1.5 Aftertreatment
Assembly**

1.6 DEF Tank Assembly

1.7 Air Intake Assembly

**1.8 Cooling System
Assembly**

1.9 Cooler Assembly

1.10 Coolant Lines Assembly

**1.11 Sheet Metal
Assembly**

**1.12 Crankcase Ventilation
Assembly**

**1.13 Cab Heater
Assembly**

**1.14 Air Conditioner and Electric
Condenser Assembly**

1.15 Fuel Tank Assembly

**1.16 Battery Disconnect
Switch Assembly**

**1.17 Cab Harness
Assembly**

**1.18 Junction Box
Assembly**

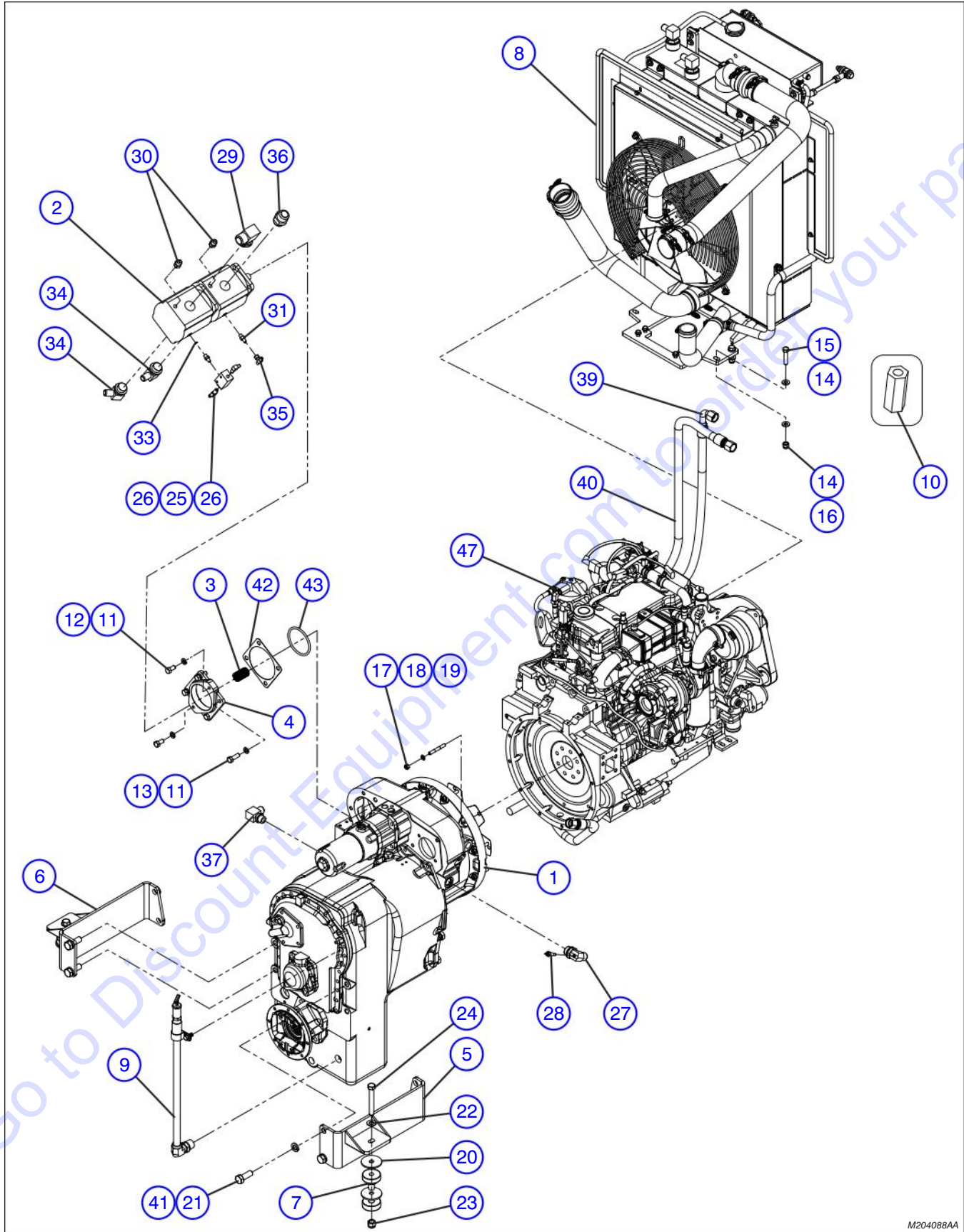
1.19 Main Wiring Harness

1.20 Engine Harness

1.21 Grid Heater Harness

1.22 Ground Harnesses

1.1 Engine and Transmission Assembly

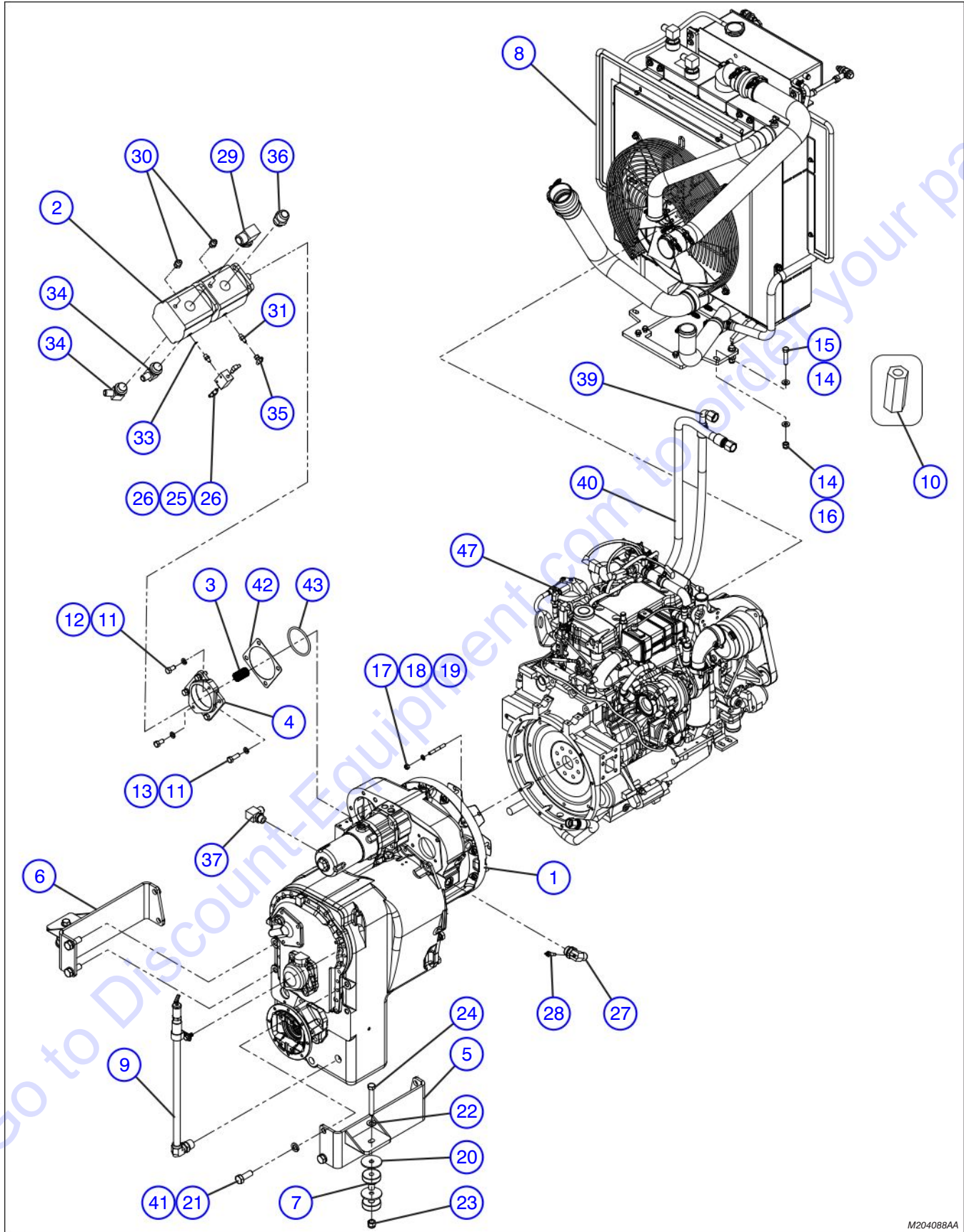


M204088AA

1.1 Engine and Transmission Assembly

Index No.	Skyjack Part No.	Qty.	Description
-	4-204088	1	ASSEMBLY, ENGINE, TRANSMISSION, COOLING GROUP
1	4-402700	1	<ul style="list-style-type: none"> • TRANSMISSION, Dana T32000, 7C flanges
2	4-408749	1	<ul style="list-style-type: none"> • PUMP, Eaton tandem piston
3	4-406680	1	<ul style="list-style-type: none"> • SPLINE, Oil pump
4	4-406632	1	<ul style="list-style-type: none"> • FLANGE, Oil pump
5	4-161375	1	<ul style="list-style-type: none"> • WELDMENT, Mount lh, trans.
6	4-161372	1	<ul style="list-style-type: none"> • WELDMENT, Mount rh, trans.
7	4-161438	2	<ul style="list-style-type: none"> • ISOLATOR, Vibration
8	(Ref.)	1	<ul style="list-style-type: none"> • ASSEMBLY, Cooling, ZB20044T4F (For components, refer to Section 1.8)
9	4-400967	1	<ul style="list-style-type: none"> • ASSEMBLY, Transmission dipstick
10	4-401411	1	<ul style="list-style-type: none"> • EXTENSION, Starter wiring
11	4-103470	6	<ul style="list-style-type: none"> • WASHER, Lock 1/2" grade 5
12	4-103911	2	<ul style="list-style-type: none"> • BOLT, Hex head 1/2"-13 x 1" grade 5
13	4-103907	4	<ul style="list-style-type: none"> • BOLT, Hex head 1/2"-13 x 1-1/2" grade 5
14	4-104379	8	<ul style="list-style-type: none"> • Washer, Flat 1/2" Hard
15	4-106447	4	<ul style="list-style-type: none"> • BOLT, Hex head 1/2"-13 x 2-1/4" grade 8
16	4-702507	4	<ul style="list-style-type: none"> • NUT, Lock with nylon insert, zinc plated 1/2"-13 grade 8
17	4-406489	12	<ul style="list-style-type: none"> • STUD, M10x1-1/2" 76mm Long double end
18	4-411815	12	<ul style="list-style-type: none"> • WASHER, Lock, M10
19	4-411816	12	<ul style="list-style-type: none"> • NUT, Hex M10 x 1-1/2" zinc
20	4-161429	4	<ul style="list-style-type: none"> • WASHER, Isolator snubbing
21	4-104002	8	<ul style="list-style-type: none"> • WASHER, Lock 3/4"
22	4-700782	2	<ul style="list-style-type: none"> • WASHER, Flat 5/8" hard high\zn
23	4-111577	2	<ul style="list-style-type: none"> • NUT, Lock 0.625-11 gr5 - nyl
24	4-701762	2	<ul style="list-style-type: none"> • BOLT, Hex head 5/8"-11 x 4-1/2" grade 8
25	4-412740	1	<ul style="list-style-type: none"> • VALVE, Check (2 way)
26	4-405629	2	<ul style="list-style-type: none"> • ADAPTER, 90° elbow (MNPT x MJIC)
27	4-404063	1	<ul style="list-style-type: none"> • ADAPTER, Sender
28	4-407228	1	<ul style="list-style-type: none"> • TEMPERATURE SENDER
29	4-406249	1	<ul style="list-style-type: none"> • ADAPTER, (MORB x MJIC) 90°
30	4-405662	2	<ul style="list-style-type: none"> • O-RING, SAE, 37° flare
			Parts list continued in following page

1.1 Engine and Transmission Assembly - Continued

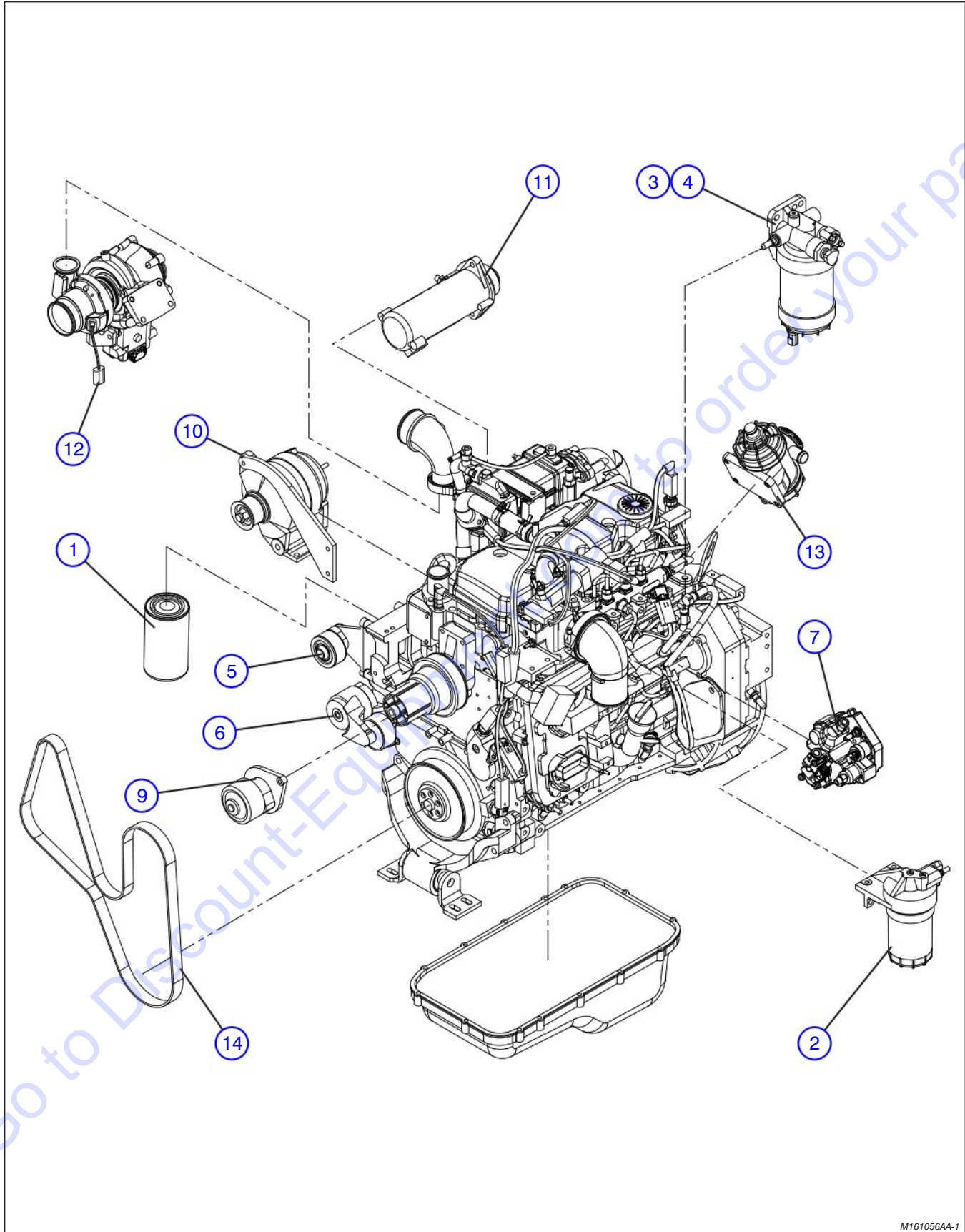


M204088AA

1.1 Engine and Transmission Assembly - Continued

Index No.	Skyjack Part No.	Qty.	Description
			Part list continued from previous page
31	4-405658	1	• RING, 37°, Flare SAE
32	4-405589	1	• ADAPTER, (MNPT x MJIC)
33	4-406627	1	• O-RING
34	4-406246	2	• O-RING, 90° SAE to male JIC
35	4-405700	1	• SWIV, 37° Flare 37° flare
36	4-405656	1	• O-RING, 37° flare SAE
37	4-406243	1	• ADAPTER, (3/4" MORB x 3/4" MJIC) 90°
38	4-404668	1	• COUPLER, Brass, 3/8" - 1/4"
39	H34120084-0	1	• HOSE Hydr - H34 (0.75/100R17*84 LG)
40	H31120114-0	1	• HOSE Hydr - H31 (0.75/100R17*114 LG)
41	4-411886	8	• BOLT, 3/4" NF X 2" hex cap grade 8 dich
42	4-404132	1	• GASKET, Rubber
43	4-410013	1	• O-RING
44	4-105287	11	• OIL, Engine SAE 10W-30 GR SH CD CF
45	4-119309	24	• OIL, ATF transmission
46	4-924699	114	• SPIRAL WRAP
47	4-191727	1	• ENGINE, PKG CUMMINS, QSB 4.5 T4F
48	4-204728	1	• ASSEMBLY, Coolant line (Not shown) (For components, refer to Section 1.10)

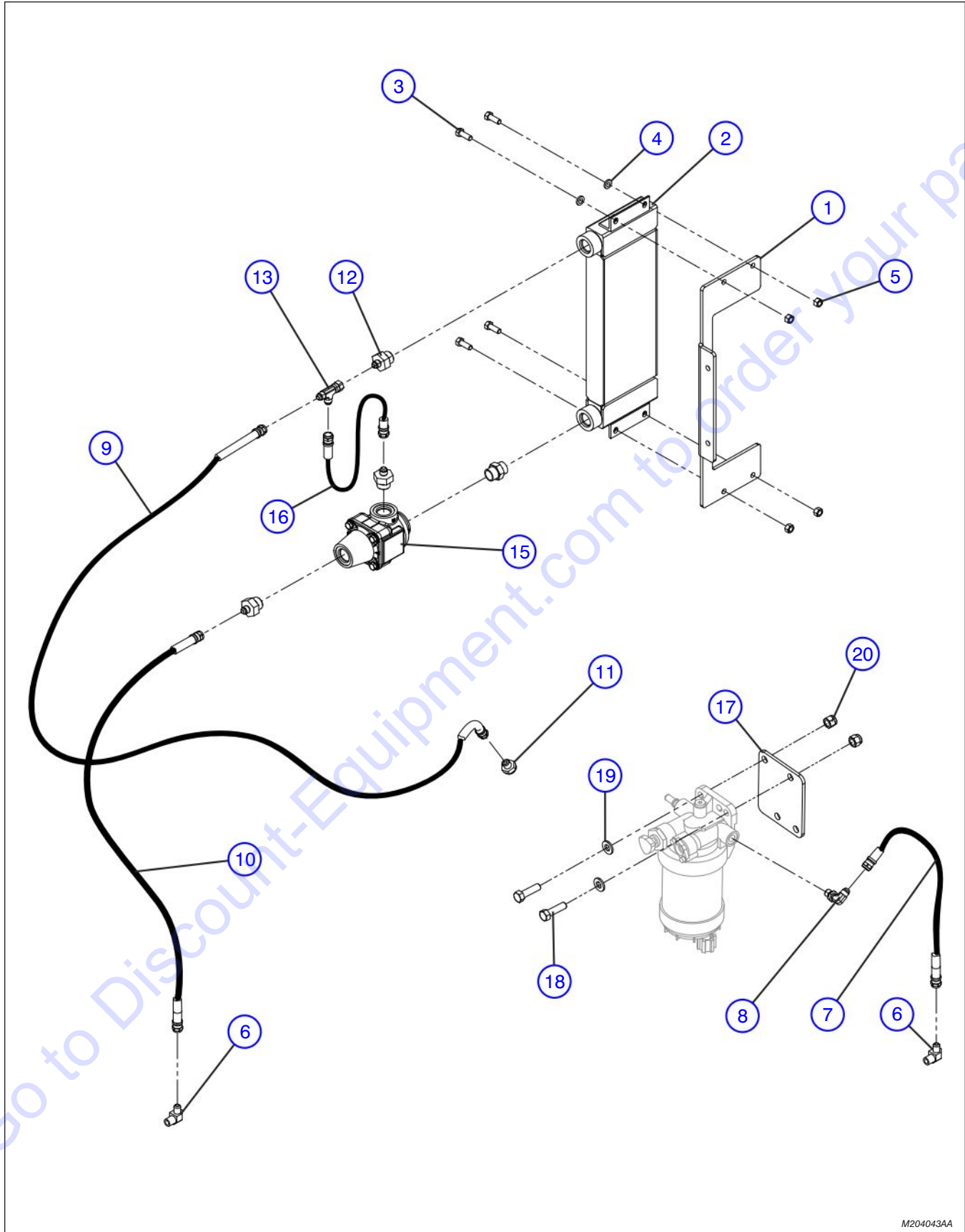
1.2 Engine Assembly



1.2 Engine Assembly

Index No.	Skyjack Part No.	Qty.	Description
-	4-191727	1	ASSEMBLY, ENGINE PKG CUMMINS, QSB 4.5 T4F
-	4-191722	1	• ENGINE, PKG CUMMINS, QSB 4.5 T4F
1	4-166153	1	• • Oil Filter
2	4-208968	1	• • Fuel Filter
3	4-208969	1	• • Fuel Filter/Water Separator
4	4-208971	1	• • Head,Fuel Filter/Primer
5	4-208978	1	• • Kit, Idler Pulley
6	4-166150	1	• • Tensioner, Belt
7	4-208975	1	• • Pump, Fuel
8	4-208976	1	• • Thermostat
9	4-208974	1	• • Kit, Water Pump
10	4-208967	1	• • Alternator
11	4-166159	1	• • Starter
12	4-208965	1	• • Turbocharger Kit
13	4-166152	1	• • Element, Crankcase breather
14	4-208977	1	• • Fan Belt

1.3 Fuel Lines Assembly

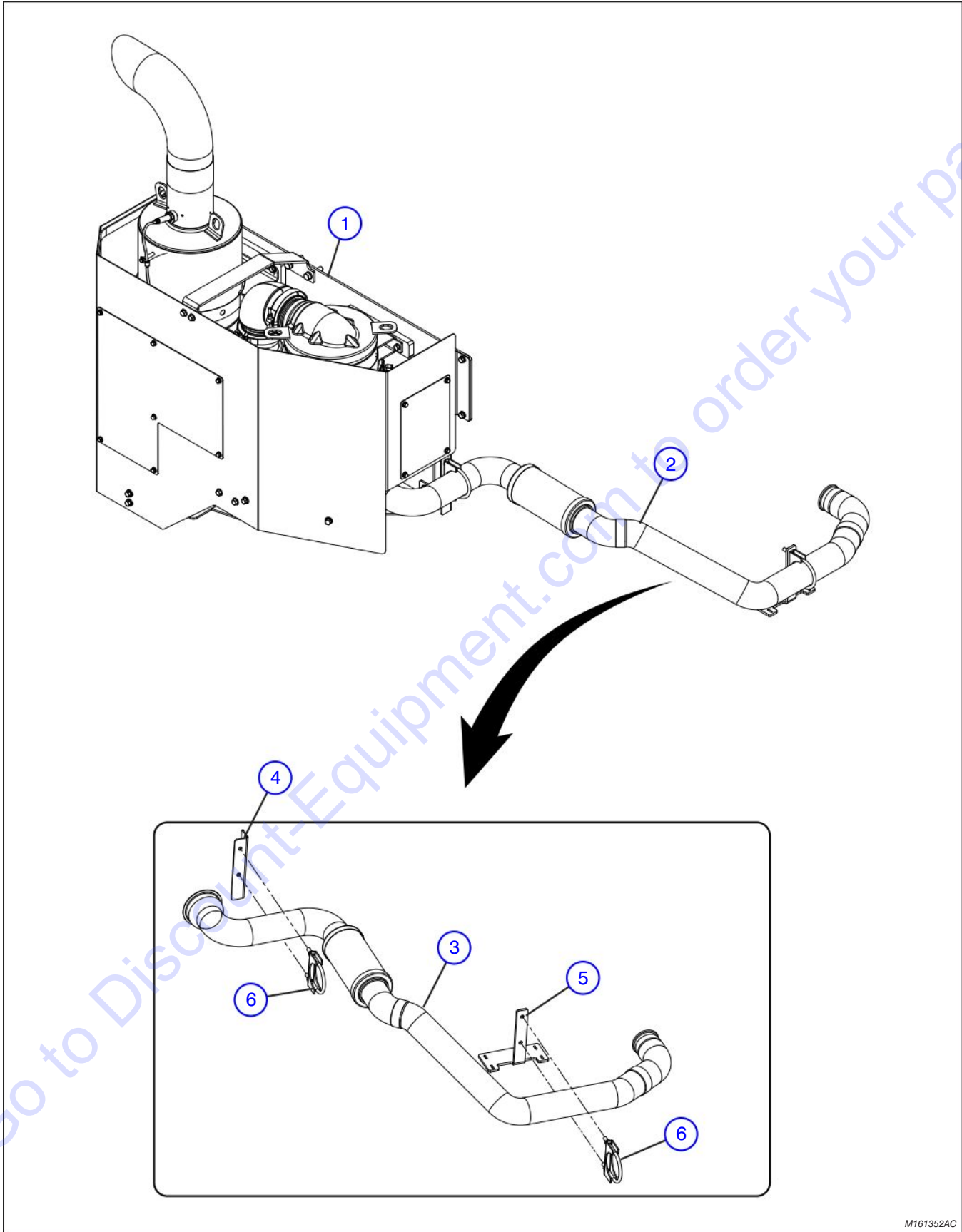


M204043AA

1.3 Fuel Lines Assembly

Index No.	Skyjack Part No.	Qty.	Description
-	4-204043	1	ASSEMBLY, FUEL LINES
1	4-199567	1	• BRACKET, Fuel cooler
2	4-191109	1	• COOLER, Diesel fuel
3	4-103473	4	• BOLT, Hex head 3/8"-16 x 1" grade 5
4	4-125959	4	• WASHER, Flat 3/8" SAE hard
5	4-103978	4	• NUT, Hex 3/8"-16 grade 5
6	4-405632	2	• ADAPTER, 90° Elbow (3/8" MNPT x 3/8" MJIC)
7	4-402754	1	• HOSE, Fuel line
8	4-162824	1	• FITTING, 90° (06 JICM - 014 mm ORBM)
9	4-204115	1	• ASSEMBLY, Return fuel line
10	4-204126	1	• ASSEMBLY, Return fuel line
11	4-402756	1	• ADAPTER, Metric, MORB/MJIC
12	4-109052	3	• FITTING, (12 ORBM to 06 JICM)
13	4-103309	1	• FITTING, Run tee(JICM-JICM-JICF) #6
14	4-204669	1	• FITTING, Straight (12 ORBM - 12 ORBM)
15	4-204638	1	• FUEL COOLER BYPASS VALVE
16	4-204666	1	• FUEL COOLER BYPASS LINE
17	4-204419	1	• BRACKET, WATER/FUEL SEPARATOR, T4F
18	4-103906	2	• BOLT, Hex head 0.50-13 X 1.750 GR5
19	4-104379	2	• WASHER, FLAT 0.500 SAE HARD
20	4-702507	2	• NUT, LOCK 0.500-13 GR5 - NYL

1.4 Engine Exhaust Assembly



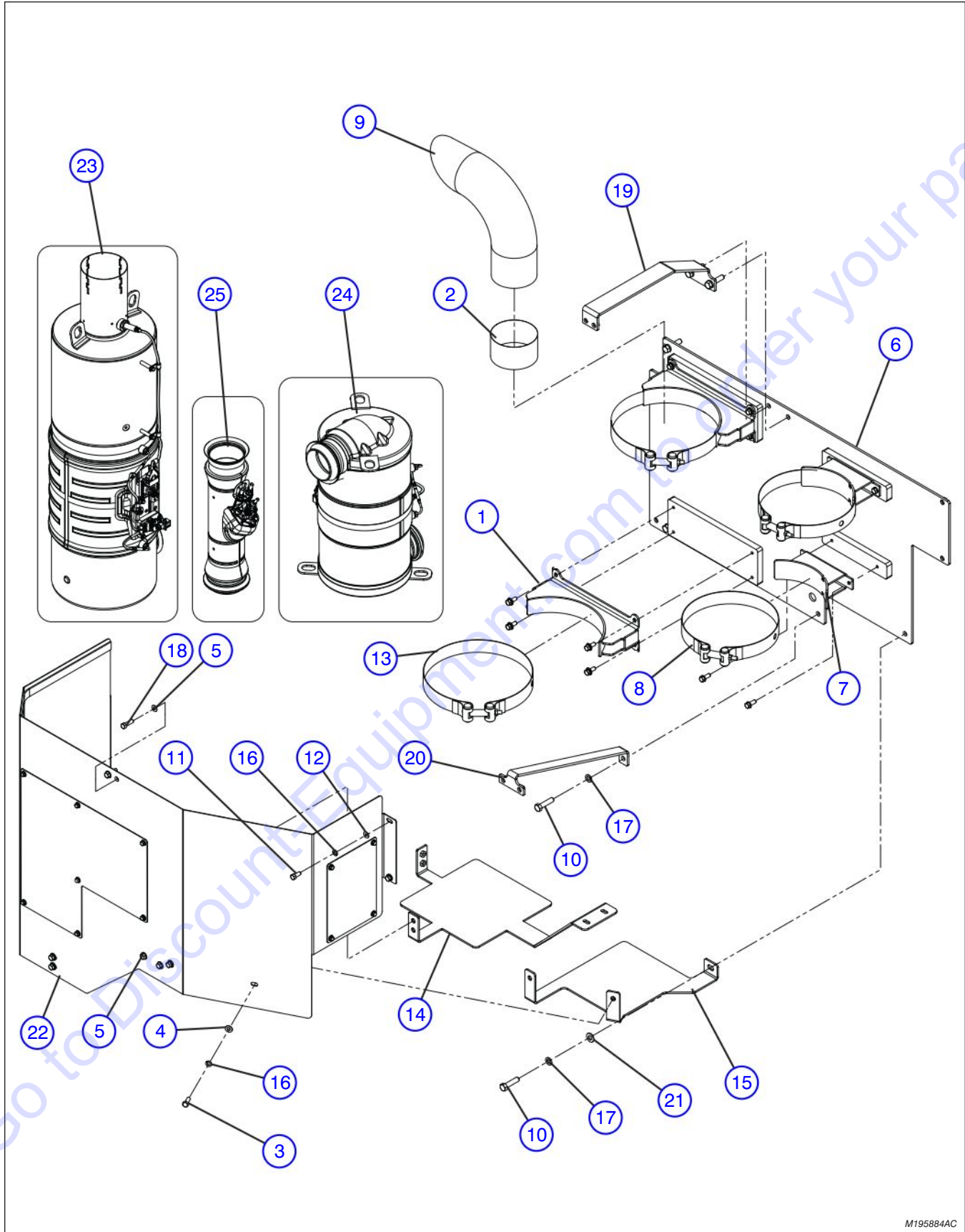
M161352AC

1.4 Engine Exhaust Assembly

Index No.	Skyjack Part No.	Qty.	Description
-	4-204104	1	ASSEMBLY, EXHAUST TIER 4 FINAL
1	(Ref.)	1	<ul style="list-style-type: none"> • ASSEMBLY, Aftertreatment (For components, refer to Section 1.5)
2	4-196552	1	<ul style="list-style-type: none"> • ASSEMBLY, Exhaust pipe
3	4-195885	1	<ul style="list-style-type: none"> • • WELDMENT, Exhaust flex
4	4-196486	1	<ul style="list-style-type: none"> • • SUPPORT, Exhaust pipe
5	4-196457	1	<ul style="list-style-type: none"> • • SUPPORT, Exhaust pipe engine
6	4-928271	2	<ul style="list-style-type: none"> • • CLAMP, Exhaust 3"
7	4-204018	18.5"	<ul style="list-style-type: none"> • • SLEEVE, Insulation (Not shown)
8	4-204016	43.5"	<ul style="list-style-type: none"> • • SLEEVE, Insulation (Not shown)

Go to Discount-Equipment.com to order your parts

1.5 Aftertreatment Assembly

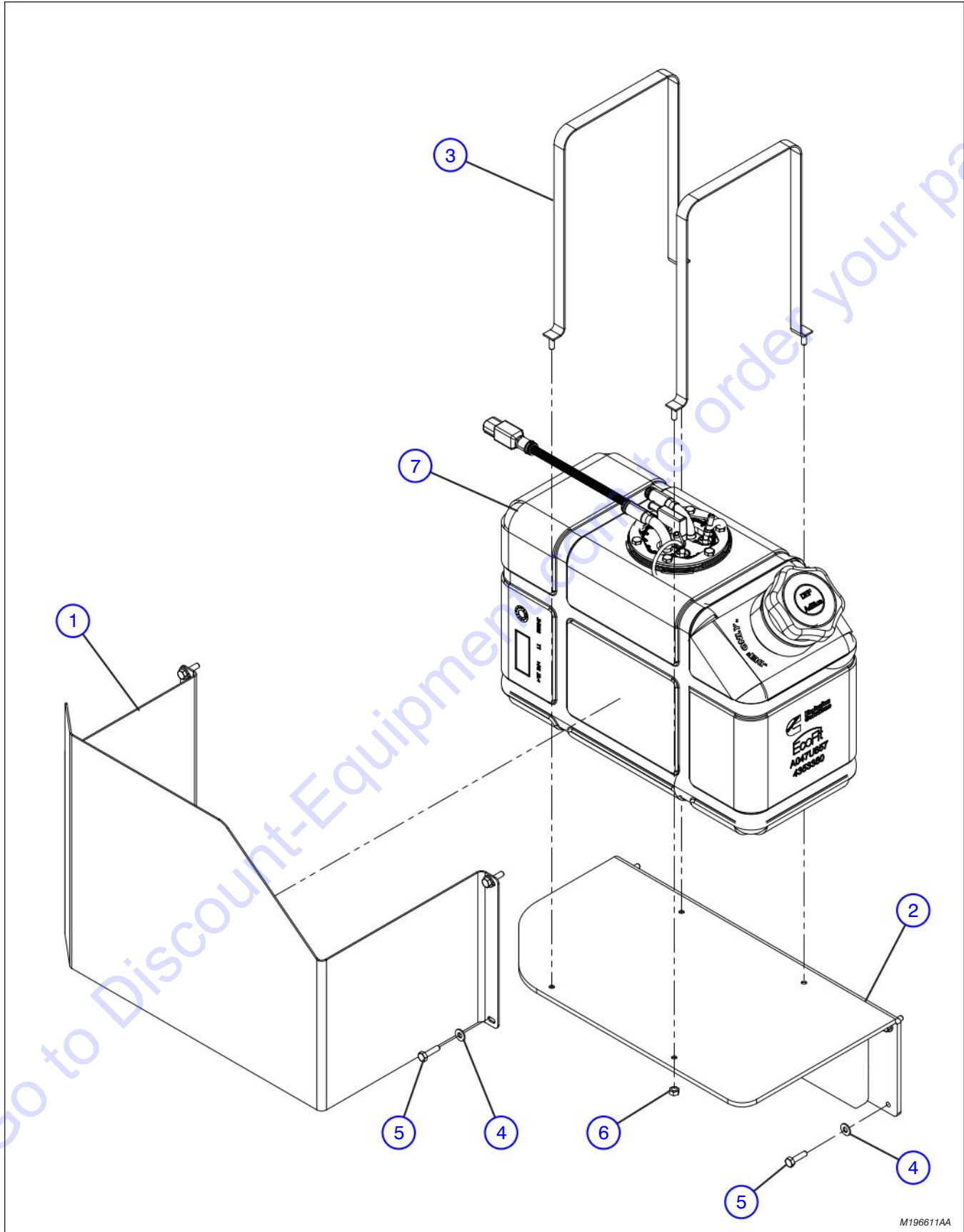


M195884AC

1.5 Engine Exhaust Assembly

Index No.	Skyjack Part No.	Qty.	Description
-	4-195884	1	ASSEMBLY, AFTERTREATMENT
1	4-195938	2	<ul style="list-style-type: none"> • WELDMENT, SCR clamp
2	4-196013	1	<ul style="list-style-type: none"> • CLAMP, 5"
3	4-103473	22	<ul style="list-style-type: none"> • BOLT, Hex head 3/8"-16 x 1" grade 5
4	4-125959	16	<ul style="list-style-type: none"> • WASHER, Flat 3/8" SAE hard
5	4-103472	4	<ul style="list-style-type: none"> • WASHER, Flat 3/8" SAE
6	4-196491	1	<ul style="list-style-type: none"> • WELDMENT, Aftertreatment mount
7	4-195964	2	<ul style="list-style-type: none"> • WELDMENT, DOC Clamp
8	4-195966	2	<ul style="list-style-type: none"> • BAND, DOC Mounting 10.5"
9	4-197680	1	<ul style="list-style-type: none"> • PIPE, Exhaust 5" outlet
10	4-103904	6	<ul style="list-style-type: none"> • BOLT, Hex head 1/2"-13 x 2" grade 5
11	4-300437	4	<ul style="list-style-type: none"> • BOLT, Hex head 3/8"-16 x 7/8" grade 5
12	4-192635	4	<ul style="list-style-type: none"> • WASHER, Flat 1/4" uss
13	4-196496	2	<ul style="list-style-type: none"> • BAND, SCR MOUNTING 12"
14	4-207089	1	<ul style="list-style-type: none"> • WELDMENT, Lower scr guard
15	4-207090	1	<ul style="list-style-type: none"> • WELDMENT, Lower doc guard,
16	4-103999	23	<ul style="list-style-type: none"> • WASHER, Lock 3/8"
17	4-103470	6	<ul style="list-style-type: none"> • WASHER, Lock 1/2" grade 5
18	4-101297	2	<ul style="list-style-type: none"> • BOLT, Hex head 3/8"-16 x 1-1/4" grade 5
19	4-207129	1	<ul style="list-style-type: none"> • WELDMENT, Upper shield stiffener
20	4-207128	1	<ul style="list-style-type: none"> • WELDMENT, Lower shield stiffener
21	4-104379	1	<ul style="list-style-type: none"> • WASHER, Flat 1/2" SAE hard
22	4-196017	1	<ul style="list-style-type: none"> • WELDMENT, Aftertreatment shield
23	4-191723	1	ASSEMBLY, Aftertreatment SCR QSB4.5 - C163 - T4F
24	4-191724	1	ASSEMBLY, Aftertreatment DOC QSB4.5 - C163 - T4F
25	4-191726	1	ASSEMBLY, Aftertreatment DRT QSB4.5 - C163 - T4F
26	4-204070	1	ASSEMBLY, Aftertreatment items QSB4.5 T4F (Not shown)
	-	1	<ul style="list-style-type: none"> • MODULE, DEF supply
	-	4	<ul style="list-style-type: none"> • CLAMP, 5 in
	-	4	<ul style="list-style-type: none"> • GASKET, 5 in
	-	4	<ul style="list-style-type: none"> • CLAMP, 4 in
	-	4	<ul style="list-style-type: none"> • GASKET, 4 in
	-	2	<ul style="list-style-type: none"> • ELBOW
	-	1	<ul style="list-style-type: none"> • BAND, Clamp 5 in

1.6 DEF Tank Assembly



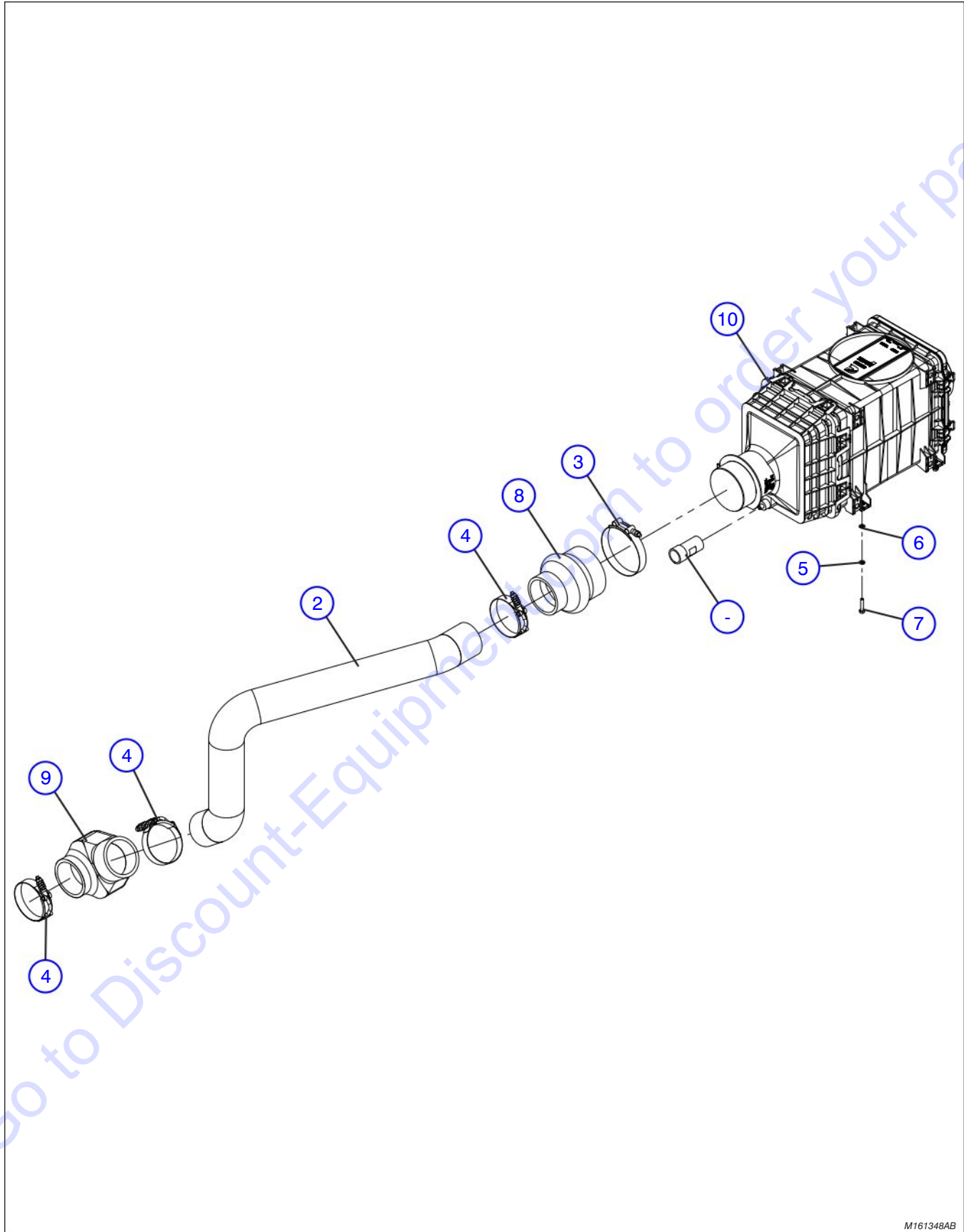
M196611AA

1.6 DEF Tank Assembly

Index No.	Skyjack Part No.	Qty.	Description
-	4-196611	1	ASSEMBLY, DEF TANK
1	4-196046	1	<ul style="list-style-type: none"> • COVER, DEF tank
2	4-197337	1	<ul style="list-style-type: none"> • WELDMENT, DEF tank
3	4-196047	2	<ul style="list-style-type: none"> • WELDMENT, DEF band
4	4-103995	8	<ul style="list-style-type: none"> • WASHER, Flat 1/4" SAE
5	4-103857	8	<ul style="list-style-type: none"> • BOLT, Hex head 1/4"-20 x 1" grade 5
6	4-103980	4	<ul style="list-style-type: none"> • NUT, Hex head 1/4"-20 grade 8
7	4-204074	1	ASSEMBLY, DEF package items QSB.4.5 T4F
	-	1	<ul style="list-style-type: none"> • TANK, DEF
	-	1	<ul style="list-style-type: none"> • VALVE, Coolant control
	-	1	<ul style="list-style-type: none"> • LINE, DEF Pressure (Nylon, straight - straight, 1 meter)
	-	1	<ul style="list-style-type: none"> • LINE, DEF suction (EPDM, 90-90, 1.5 meter)
	-	1	<ul style="list-style-type: none"> • LINE, DEF return (EPDM, 90-90, 1.5 meter)

Go to Discount-Equipment.com to order your parts

1.7 Air Intake Assembly

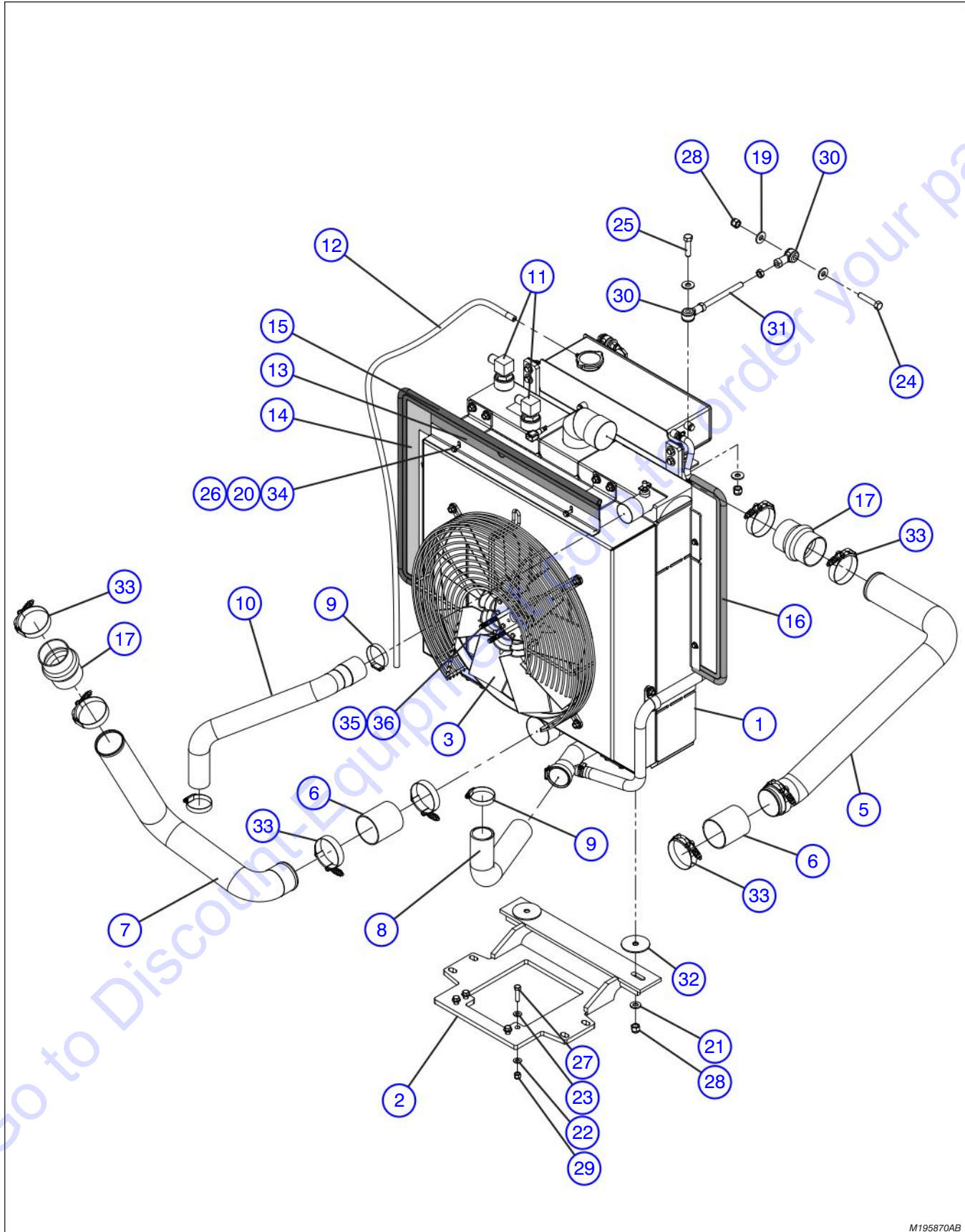


M161348AB

1.7 Air Intake Assembly

Index No.	Skyjack Part No.	Qty.	Description
-	4-195880	1	ASSEMBLY, AIR INTAKE
1	4-413142	1	• INDICATOR, Restriction
2	4-196591	1	• PIPE, Air intake 3"
3	4-412578	1	• CLAMP, T-bolt, \varnothing 4.25-4.56"
4	4-923961	3	• CLAMP, 3-1/2" T-bolt spring band
5	4-121758	4	• WASHER, Lock M6-plated din 127b
6	4-133219	4	• WASHER, Flat M6 din 125
7	4-167051	4	• BOLT, Hex head M6 x 1 x 30mm grade 8.8 zinc
8	4-163923	1	• HUMP HOSE, Reducer 4"/3" ID
9	4-932937	1	• ELBOW
10	4-191725	1	AIR CLEANER, QSB4.5 - C263 - T4F
-	4-166147	1	• Air Filter-Primary Element
-	4-208973	1	• Air Filter-Safety Element

1.8 Cooling System Assembly

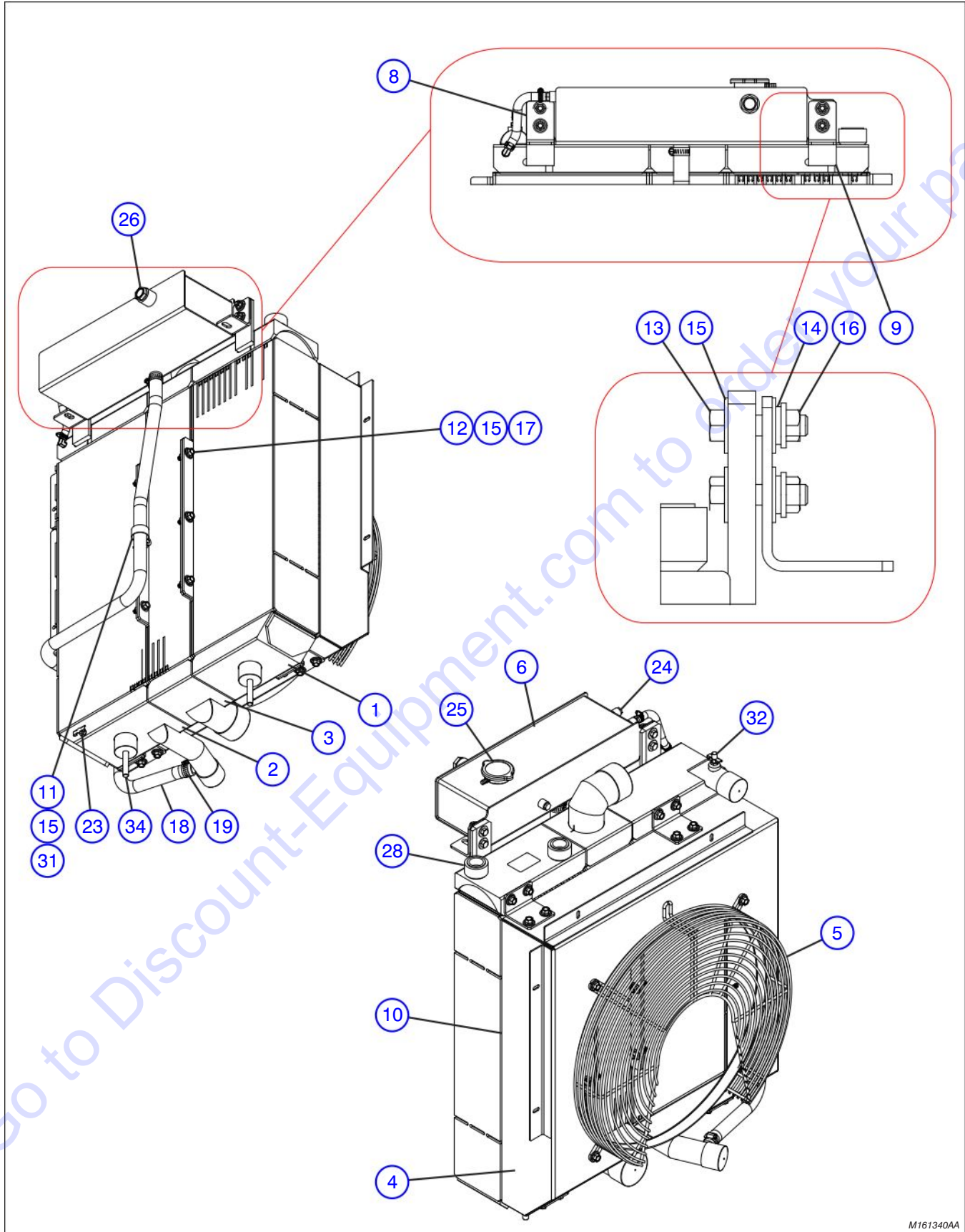


M195870AB

1.8 Cooling System Assembly

Index No.	Skyjack Part No.	Qty.	Description
-	4-195870	1	ASSEMBLY, COOLING ZB2044T4F
1	(Ref.)	1	<ul style="list-style-type: none"> ASSEMBLY, Cooling package (For components, refer to Section 1.9)
2	4-413839	1	<ul style="list-style-type: none"> WELDMENT, Support cooling
3	4-161341	1	<ul style="list-style-type: none"> FAN, CLG, 21" 30° 9 bld
4	4-162862	1	<ul style="list-style-type: none"> SENSOR, ECL
5	4-196600	1	<ul style="list-style-type: none"> TUBE, CAC inlet
6	4-161345	2	<ul style="list-style-type: none"> HOSE, 3" Coupling silicone
7	4-161342	1	<ul style="list-style-type: none"> TUBE, CAC outlet
8	4-161343	1	<ul style="list-style-type: none"> HOSE, Water return
9	4-121869	4	<ul style="list-style-type: none"> CLAMP, Gear #40 (2-1/2)
10	4-161344	1	<ul style="list-style-type: none"> HOSE, Engine coolant outlet
11	4-406246	2	<ul style="list-style-type: none"> FITTING, 90° SAE O-ring to male JIC
12	4-142405	1	<ul style="list-style-type: none"> FUEL LINE, 5/16" Setiflex II
13	4-162708	1	<ul style="list-style-type: none"> BAFFLE, Top
14	4-162707	2	<ul style="list-style-type: none"> BAFFLE, Side
15	4-163215	1	<ul style="list-style-type: none"> TRIM, Rubber 54"
16	4-163216	1	<ul style="list-style-type: none"> TRIM, Rubber 30"
17	4-920489	2	<ul style="list-style-type: none"> TUBE, CAC connections
18	4-109598	2	<ul style="list-style-type: none"> NUT, Hex head jam 1/2"-20 grade 5
19	4-103468	8	<ul style="list-style-type: none"> WASHER, Flat 1/2" USS
20	4-103995	6	<ul style="list-style-type: none"> WASHER, Flat 1/4"
21	4-104379	2	<ul style="list-style-type: none"> WASHER, Flat 1/2" Hard
22	4-103472	4	<ul style="list-style-type: none"> WASHER, Flat 3/8"
23	4-125959	4	<ul style="list-style-type: none"> WASHER, Flat 3/8" hard
24	4-103901	2	<ul style="list-style-type: none"> BOLT, Hex head 1/2"-13 x 2-1/2" grade 5
25	4-103904	2	<ul style="list-style-type: none"> BOLT, Hex head 1/2"-13 x 2" grade 5
26	4-103856	6	<ul style="list-style-type: none"> BOLT, Hex head 1/4"-20 x 3/4" grade 5
27	4-103870	4	<ul style="list-style-type: none"> BOLT, Hex head 3/8"-16 x 1-1/2" grade 5
28	4-702507	6	<ul style="list-style-type: none"> NUT, Lock with nylon insert 1/2"-13 grade 5
29	4-104606	4	<ul style="list-style-type: none"> NUT, Lock with nylon insert 3/8"-16 grade 5
30	4-400434	4	<ul style="list-style-type: none"> ROD, End, Elastomeric, RH thread
31	4-161346	2	<ul style="list-style-type: none"> ROD, Adjustment, 1/2"-20 unf-2b
32	4-401154	2	<ul style="list-style-type: none"> WASHER, Rubber, ø2.88"
33	4-923960	8	<ul style="list-style-type: none"> CLAMP, 3-1/4" T-BLT Spring band
34	4-149496	6	<ul style="list-style-type: none"> NUT, Speed clip (1/4"-20 x 0.5l)
35	4-400533	4	<ul style="list-style-type: none"> WASHER, Flat 10mm
36	4-401161	4	<ul style="list-style-type: none"> BOLT, Hex cap, M10 x 1.5 x 100, class 8.8

1.9 Cooler Assembly

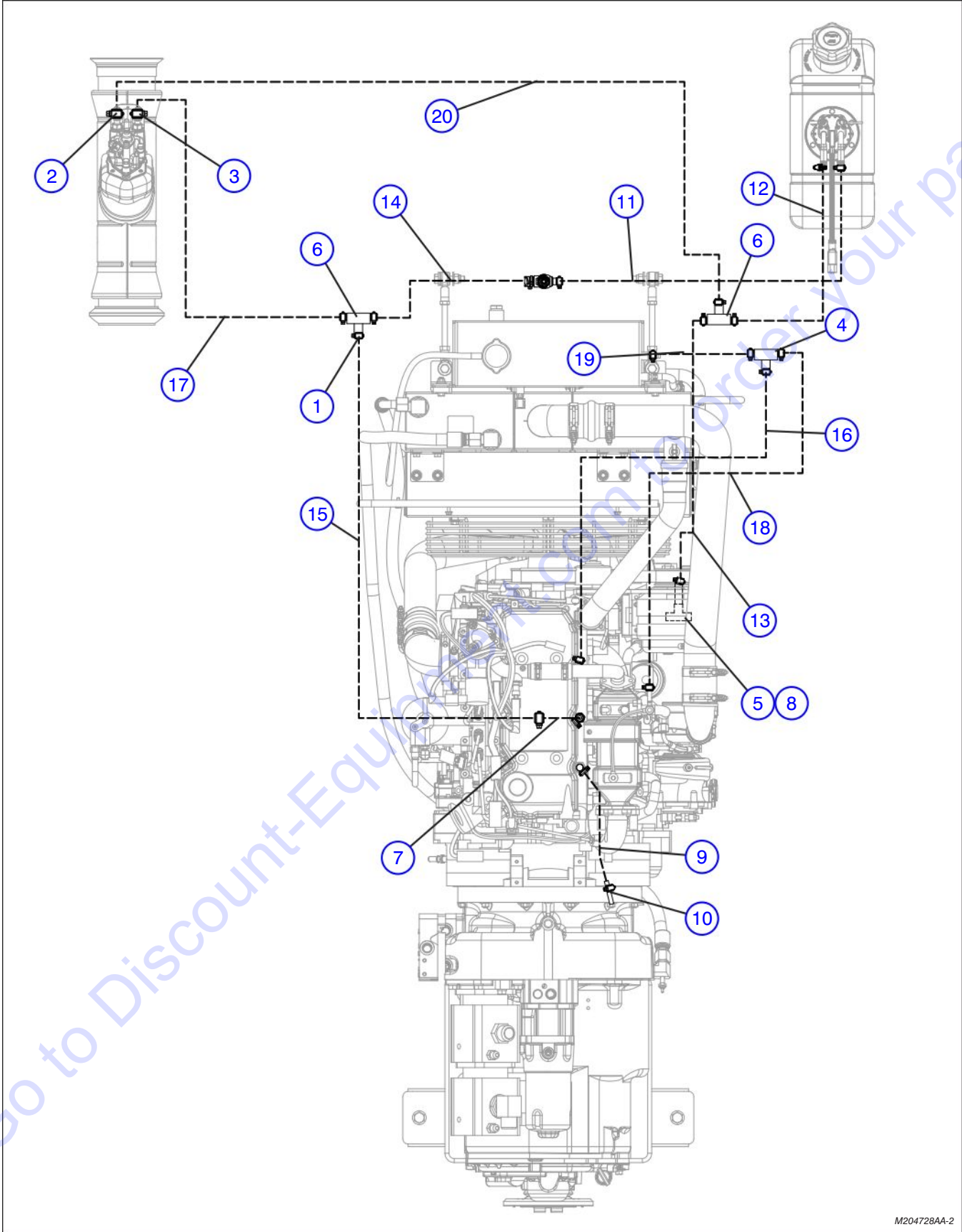


M161340AA

1.9 Cooler Assembly

Index No.	Skyjack Part No.	Qty.	Description
-	4-161340	1	ASSEMBLY, COOLER
1	4-166193	1	• COOLER, Transmission Oil
2	4-166192	1	• RADIATOR
3	4-166191	1	• COOLER, Charge Air
4	4-166190	1	• SHROUD
5	4-166189	1	• GUARD, Fan, 21"
6	4-166188	1	• TANK, Surge
7	4-166187	4	• BRACKET, Retainer, Shroud (Not Shown)
8	4-166186	1	• BRACKET, Angle left
9	4-166185	1	• BRACKET, Angle right
10	4-166184	9'	• SEAL, Locking profile
11	4-209448	21	• BOLT, Hex Flange serrated 3/8"-16 x 1" grade 5 zinc plated
12	4-209447	12	• BOLT, Hex Flange serrated 3/8"-16 x 1-1/4" grade 5 zinc plated
13	4-209449	4	• BOLT, Hex Head 3/8"-16 x 1-1/2" grade 5 zinc plated
14	4-166183	4	• WASHER, Lock, SPR 3/8" x 0.68" OD grade 2 zinc plated
15	4-166182	53	• WASHER, Flat, 3/8" x 1" OD grade 5 zinc plated
16	4-209470	4	• NUT, Flange Head, 3/8"-16
17	4-166181	12	• NUT, Nylon Hex, 3/8"-16 grade 5 zinc plated
18	4-166180	6'	• HOSE, Rubber, 3/4" ID x 1-1/8" OD
19	4-166179	2	• CLAMP, Hose #16
20	4-166178	2	• CLAMP, Hose #4 (Not Shown)
21	4-166177	1	• BARB, Hose, 1/4" NPT (Not Shown)
22	4-166176	1	• BARB, Hose, 5/16" Hose x 1/4" NPT (Not Shown)
23	4-166175	1	• DRAINCOCK, 1/4" NPT, Straight
24	4-209450	2	• PLUG, HHD, 1/4" NPT
25	4-195096	1	• CAP, Rad 16 PSI double seal, medium
26	4-166173	1	• SIGHT WINDOW, 3/4" NPT
27	4-166172	0.5'	• VENT, Hose 5/16" ID x 5/8" OD
31	4-209451	2	• CLAMP, Rubber loop 1-1/4" OD, 7/16" hole
32	4-166171	1	• JD PELCOCK, 1/4" NPT
34	4-166170	2	• STUD, 1/2" - 13 x 3.5" (SS)

1.10 Coolant Lines Assembly

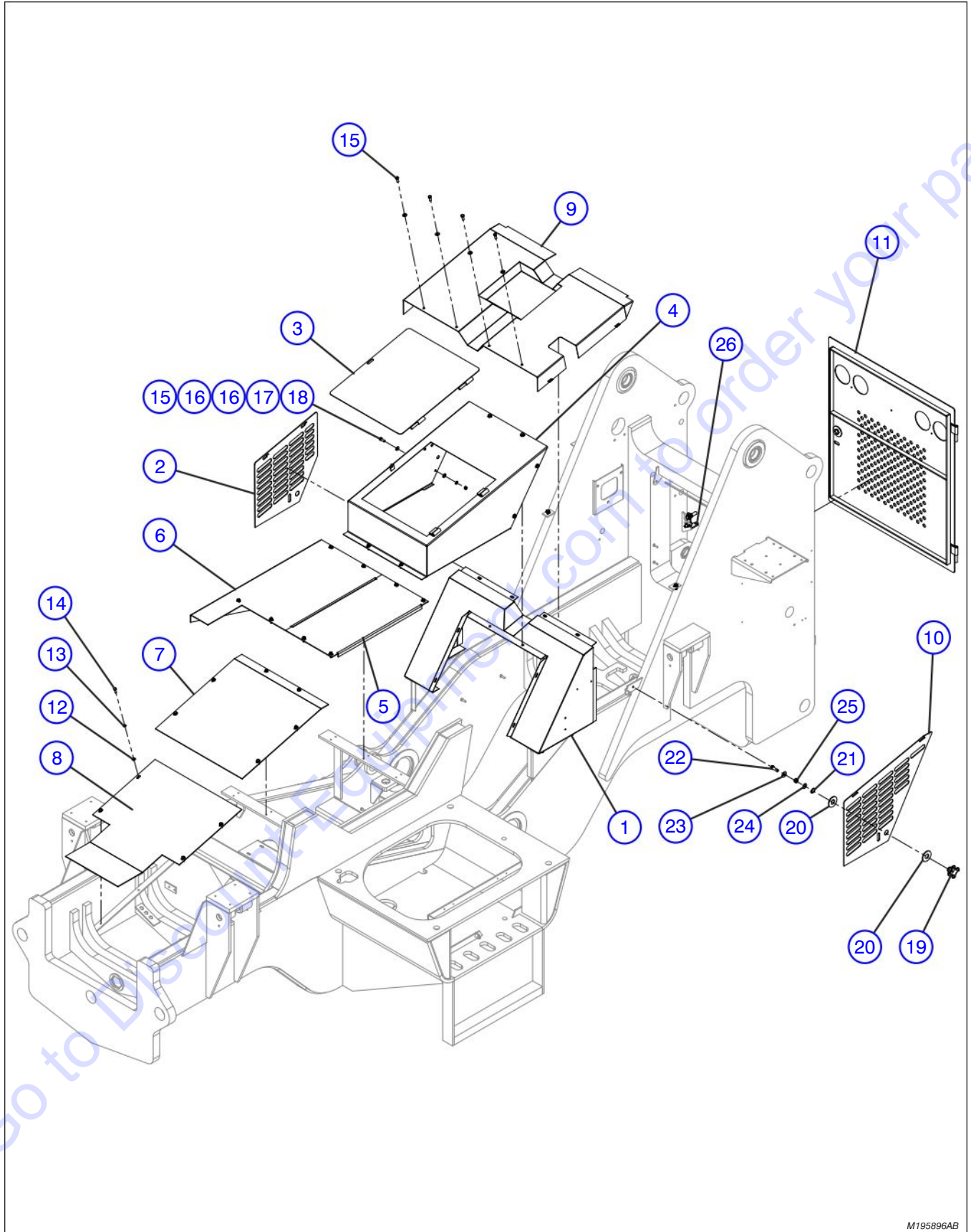


M204728AA-2

1.10 Coolant Lines Assembly

Index No.	Skyjack Part No.	Qty.	Description
-	4-204728	1	ASSEMBLY, COOLANT LINES
1	4-103321	22	• CLAMP, Gear
2	4-198675	1	• FITTING, 3/8" quick connect straight
3	4-198676	1	• FITTING, 3/8" quick connect 90 degree
4	4-198682	1	• FITTING, 3/8" tee, nylon
5	4-198774	1	• FITTING, Straight, (5/8" hose barb x 1/2" NPT)
6	4-198714	2	• FITTING, Reducing tee (5/8" x 3/8") nylon
7	4-198623	1	• FITTING, Coolant cab heater option
8	4-198773	1	• FITTING, 1/2" tee, (female x male x female)
9	4-204735	1	• HOSE, 5/8" ID, Molded 90°, 4"x12"
10	4-204741	1	• COUPLING, Nylon, (5/8 barb x 5/8 barb)
11	4-191774	48"	• HOSE, 5/8" ID, 300 PSI
12	4-191774	34"	• HOSE, 5/8" ID, 300 PSI
13	4-191774	24"	• HOSE, 5/8" ID, 300 PSI
14	4-191774	14"	• HOSE, 5/8" ID, 300 PSI
15	4-191774	55"	• HOSE, 5/8" ID, 300 PSI
16	4-166737	37"	• FUEL LINE, 3/8" rubber
17	4-166737	43"	• FUEL LINE, 3/8" rubber
18	4-166737	38"	• FUEL LINE, 3/8" rubber
19	4-166737	4"	• FUEL LINE, 3/8" rubber
20	4-166737	65"	• FUEL LINE, 3/8" rubber

1.11 Sheet Metal Assembly

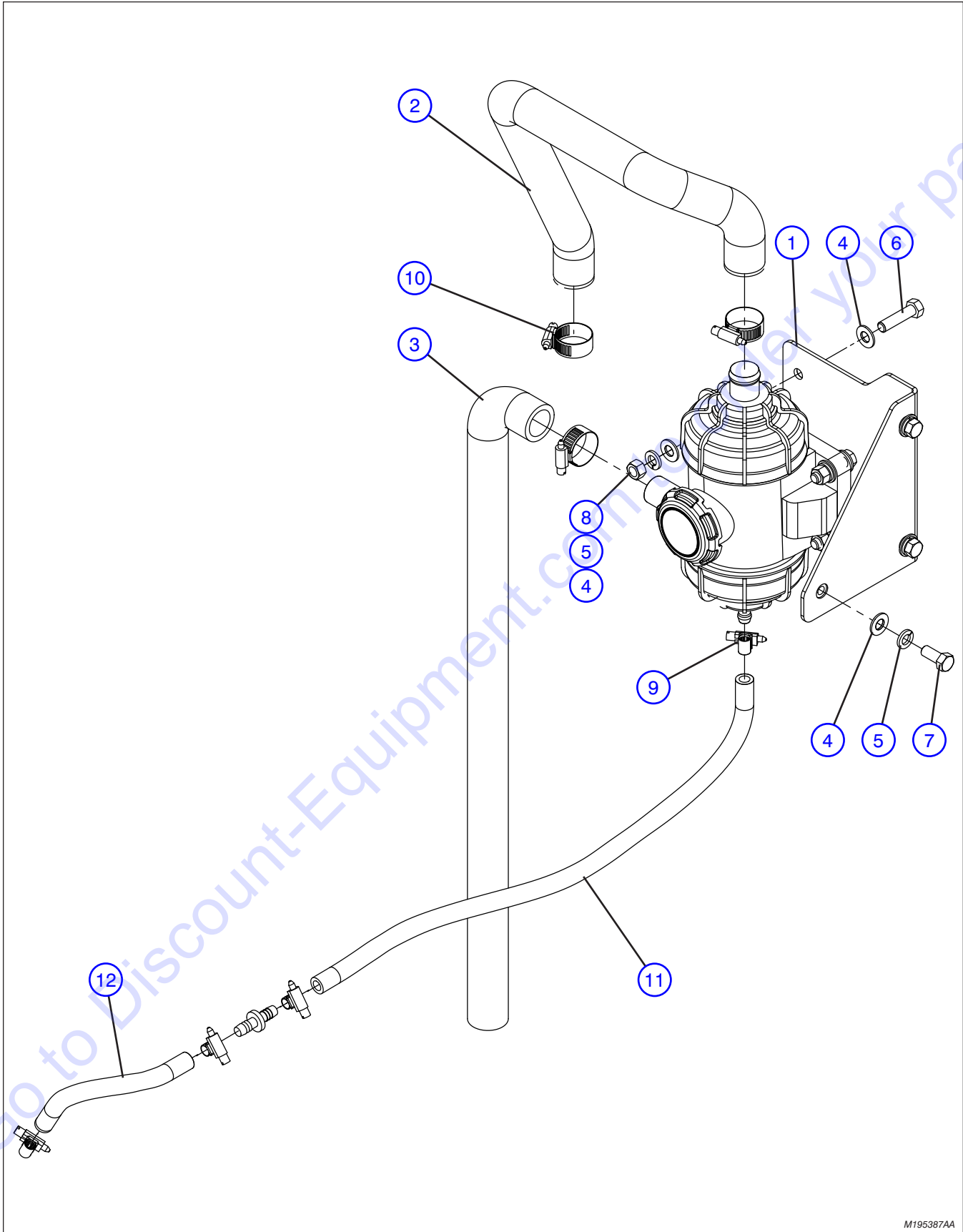


M195896AB

1.11 Sheet Metal Assembly

Index No.	Skyjack Part No.	Qty.	Description
-	4-195896	1	ASSEMBLY, SHEET METAL ZB2044
1	4-204033	1	• COVER, Main
2	4-204030	1	• PLATE, Door cover
3	4-412777	1	• COVER, Door transmission cover
4	4-204034	1	• COVER, Transmission
5	4-400888	1	• COVER, Main assembly
6	4-401353	1	• COVER, Rear frame
7	4-406169	1	• PLATE, Rear deck
8	4-406171	1	• PLATE, Front deck
9	4-204031	1	• COVER, Panel
10	4-401275	1	• PLATE, Cover door
11	4-401288	1	• DOOR, Rear assembly
12	4-411680	20	• WASHER, 5/16" flat
13	4-411681	20	• WASHER, Lock 5/16" zinc
14	4-411673	20	• SCREW, Hex head cap 5/16" x 1" NC grade 5
15	4-411684	16	• SCREW, Hex head cap 3/8" NC x 1" grade 5 zinc
16	4-411694	32	• WASHER, Flat 3/8" zinc
17	4-411693	16	• WASHER, 3/8" lock zinc
18	4-411695	16	• NUT, 3/8" nc hex
19	4-404641	3	• KNOB, Door
20	4-411747	6	• WASHER, 1" Flat
21	4-404830	3	• RETAINING RING, 1" shaft dia
22	4-411711	4	• SCREW, Hex cap grade 5 zinc, 1/2" nc x 1-1/2"
23	4-411718	4	• WASHER, flat 1/2"
24	4-411719	4	• WASHER, lock 1/2" zinc
25	4-411720	4	• NUT, 1/2"-13 NC
26	4-406177	1	• HASP, Rear door

1.12 Crankcase Ventilation Assembly



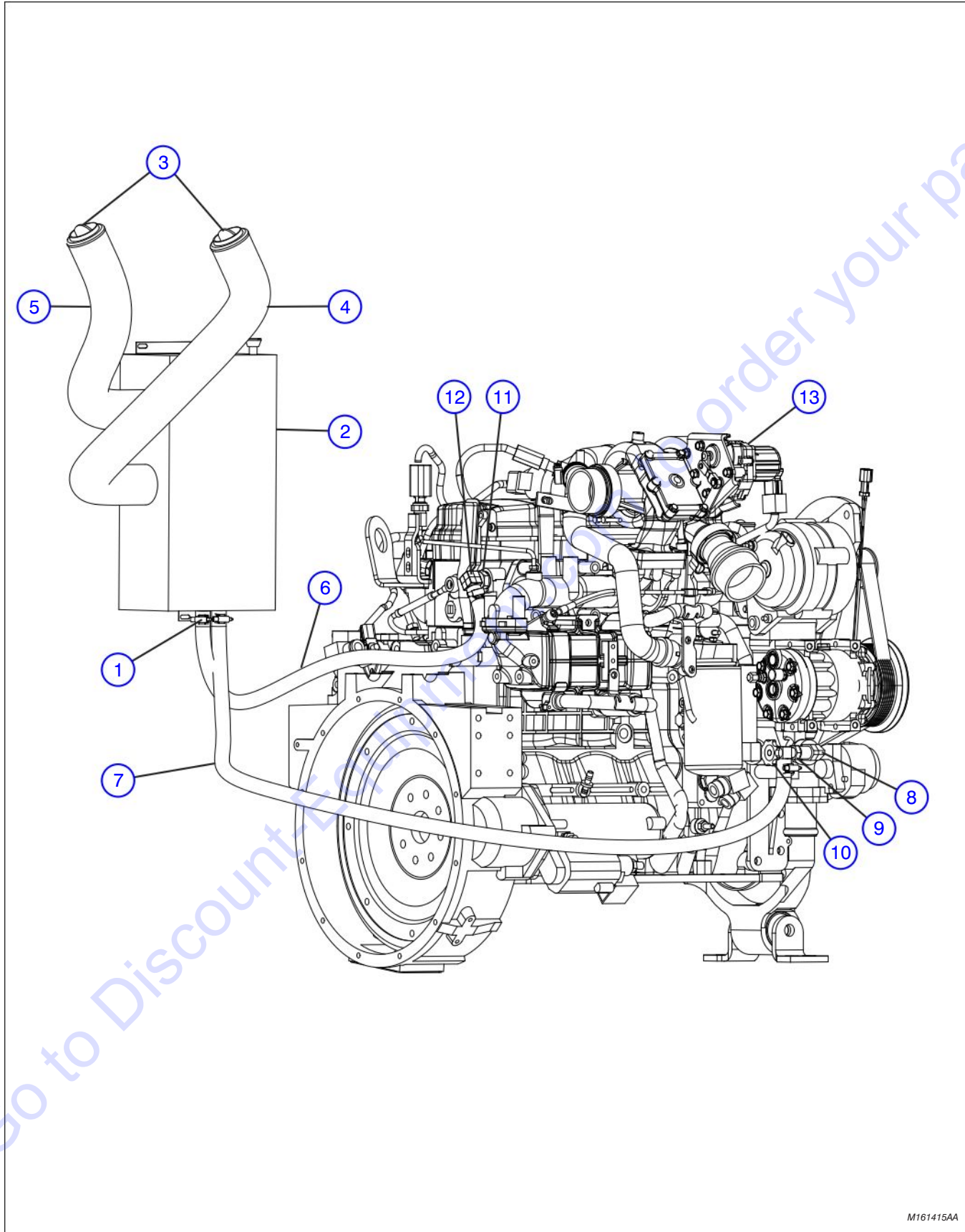
M195387AA

1.12 Crankcase Ventilation Assembly

Index No.	Skyjack Part No.	Qty.	Description
-	4-196387	1	ASSEMBLY, CRANKCASE VENTILATION
1	4-196383	1	<ul style="list-style-type: none"> • WELDMENT, CCV mount
2	4-196360	1	<ul style="list-style-type: none"> • HOSE, CCV inlet
3	4-196230	1	<ul style="list-style-type: none"> • HOSE, CCV vent
4	4-103472	11	<ul style="list-style-type: none"> • WASHER, Flat 3/8"
5	4-103999	7	<ul style="list-style-type: none"> • WASHER, Lock 3/8"
6	4-103870	4	<ul style="list-style-type: none"> • BOLT, Hex head 3/8"-16 x 1-1/2" grade 5
7	4-300437	3	<ul style="list-style-type: none"> • BOLT, Hex head 3/8"-16 x 7/8" grade 5
8	4-103978	4	<ul style="list-style-type: none"> • NUT, Hex 3/8"-16 grade 5
9	4-102519	4	<ul style="list-style-type: none"> • CLAMP, Hose (0.38)
10	4-142415	3	<ul style="list-style-type: none"> • CLAMP, Hose (1.25)
11	4-125272	1	<ul style="list-style-type: none"> • HOSE, Fuel line 3/8" ID
12	4-125272	1	<ul style="list-style-type: none"> • HOSE, Fuel line 3/8" ID

Go to Discount-Equipment.com to order your parts

1.13 Cab Heater Assembly

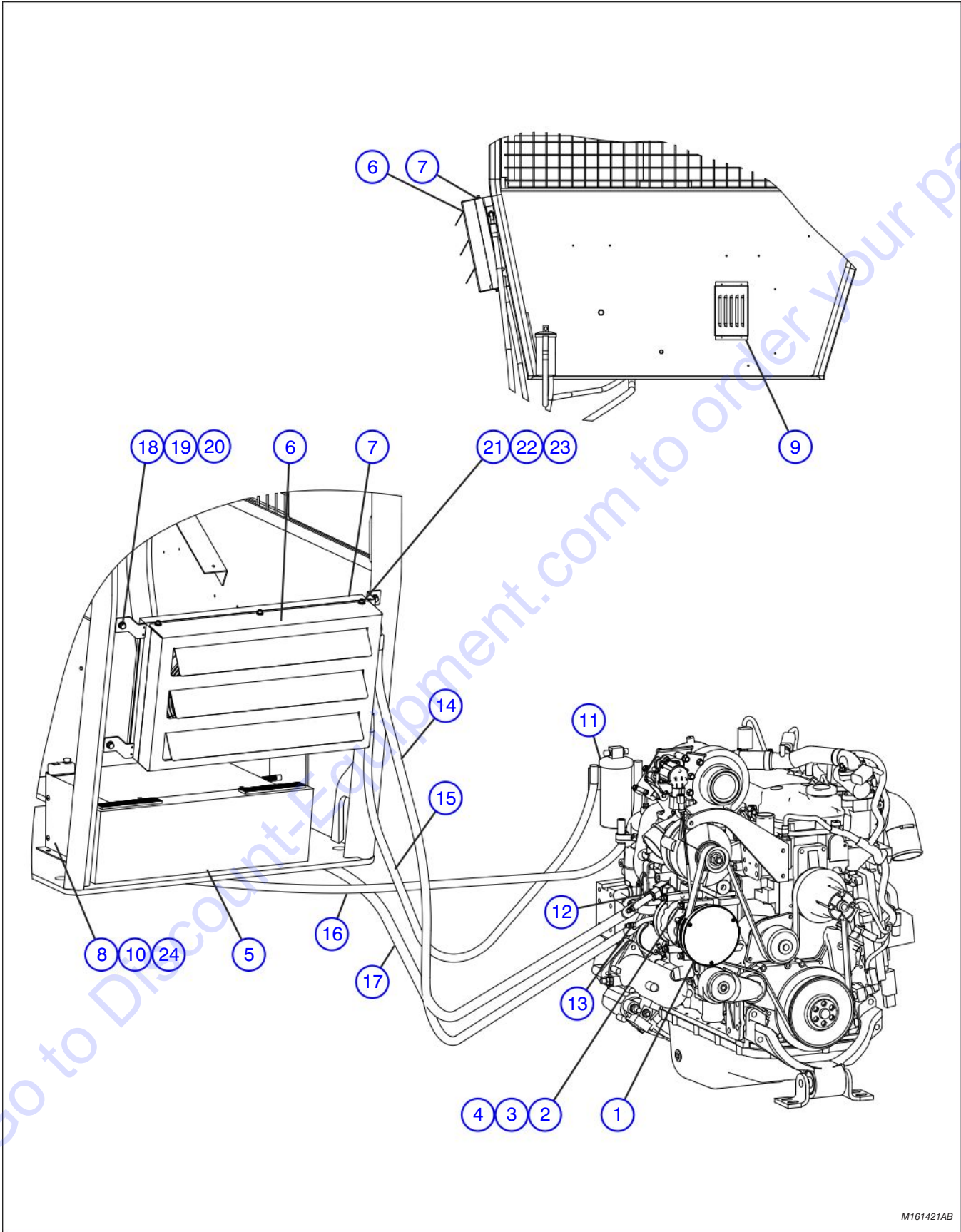


M161415AA

1.13 Cab Heater Assembly

Index No.	Skyjack Part No.	Qty.	Description
-	4-161415	1	ASSEMBLY, CAB HEATER
1	4-163521	4	• CLAMP, Gear Hose (5/8")
2	4-409156	1	• HEATER UNIT, Cab
	4-414046	1	• • CASE, Heater
	4-414047	1	• • COVER, Heater
	4-409128	1	• • COIL, Heater
	4-414048	1	• • PLATE, Duct
	4-414049	1	• • FAN HOLDER, Duct plate
	4-414050	1	• • ASSEMBLY, Blower (3.0)
	4-406642	2	• • ADAPTER, Hose (2 1/2")
	4-408909	1	• • LOUVRE, Adjustable (3 1/2")
	4-404393	1	• • SWITCH, 3 speed
	4-404693	1	• • KNOB
3	4-405007	2	• VENT, Ball louver
4	4-163513	1	• HOSE, Duct (2-1/2")
5	4-163514	1	• HOSE, Duct (2-1/2")
6	4-161417	1	• HOSE, Cab heater
7	4-161416	1	• HOSE, Cab heater
8	4-406327	1	• PIPE, External/Internal
9	4-406290	1	• ADAPTER, (MNPT to FNPT)
10	4-404281	1	• VALVE, Water shut-off
11	4-163519	1	• FITTING, Straight (12MP-08FP)
11	4-163520	1	• FITTING, 90° (BEAD-NPTM)
12	(Ref.)	-	ASSEMBLY, Engine (For components, refer to Section 1.2)

1.14 Air Conditioner and Electric Condenser Assembly

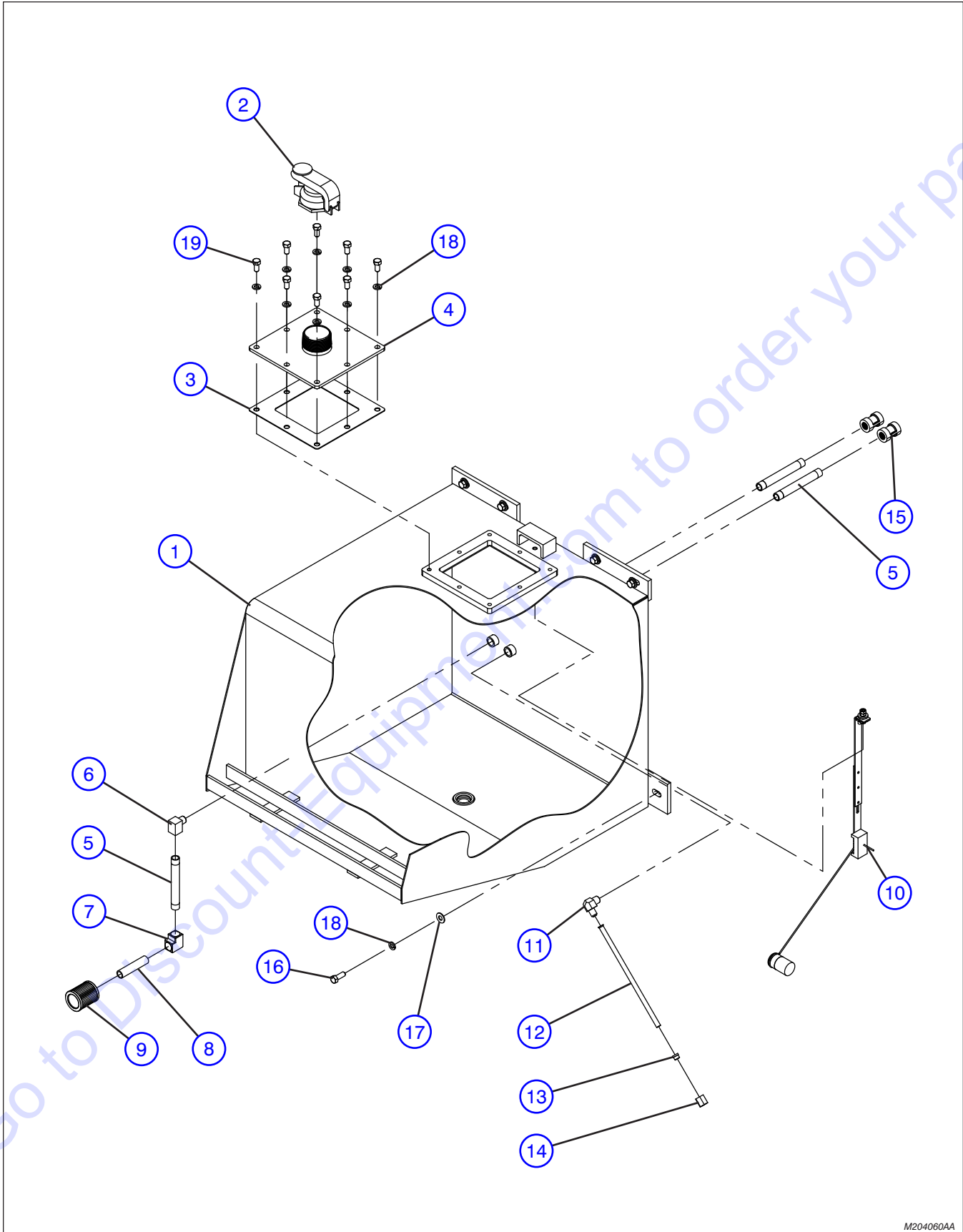


M161421AB

1.14 Air Conditioner and Electric Condenser Assembly

Index No.	Skyjack Part No.	Qty.	Description
-	4-161421	1	ASSEMBLY, A/C Subgroup
1	4-161422	1	• COMPRESSOR, A/C
2	4-133232	4	• WASHER, Flat M8 DIN 125
3	4-116218	4	• WASHER, Lock M8-Plated DIN 127B
4	4-933788	4	• BOLT, Hex head M8 x 1.25 x 100mm GR8.8 ZP
5	4-409152	1	• ASSEMBLY, AIR CONDITIONING UNIT (12 V, Floor mount)
	4-414052	1	• • CASE, Bottom
	4-414053	1	• • COVER, Top
	4-414054	1	• • COIL, Evaporator
	4-414055	1	• • DUCT, Air
	4-414056	4	• • LOUVRE, Rectangular
	4-414050	1	• • ASSEMBLY, Blower (3.0)
	4-414057	1	• • VALVE, Expansion
	4-414058	1	• • THERMOSTAT, Preset
	4-414059	1	• • SWITCH MOUNT
	4-404393	1	• • SWITCH, 3 speed
	4-408839	1	• • SWITCH, Lighted (12 V, red)
	4-404693	1	• • KNOB
6	4-162957	1	• COVER, A/C Condenser
7	4-409154	1	• ASSEMBLY, ELECTRIC CONDENSER
	4-414060	1	• • SHROUD
	4-414061	1	• • COIL, Condenser
	4-407260	2	• • FAN, Pull (10")
	4-414062	4	• • BRACKET, Long
	4-414063	4	• • BRACKET, Short
	4-414064	1	• • BLOCK, Terminal
8	4-406668	1	• BOX, Seat (Special for AUX. A/C unit)
9	4-409159	1	• KIT, Filter mini horizontal
10	4-406671	1	• SCREEN, Protection for auxiliary A/C unit
-	4-161441	1	• KIT, Hose, A/C assembly
11	4-408704	1	• • DRIER, A/C unit
12	4-164139	1	• • COUPLER, #10 - 90° o-ring
13	4-167002	1	• • COUPLER, O-ring, #8 3/4" - 16 F - 3/4" - 16 M
14	4-166279	1	• • HOSE, Compressor to condenser
15	4-166280	1	• • HOSE, Condenser to drier
16	4-166281	1	• • HOSE, Drier to evaporator
17	4-166282	1	• • HOSE, Evaporator to compressor
18	4-103996	4	• WASHER, Flat 0.312
19	4-103404	4	• WASHER, Lock 0.312
20	4-103887	4	• BOLT, Hex head 0.312-18 x 0.750 GR5
21	4-103995	6	• WASHER, Flat 0.250
22	4-104000	6	• WASHER, Lock 0.250
23	4-411918	6	• CAP, Stainless 1/4" NC x 3/4" SOC HD
24	4-103965	4	• SCREW, Round head machine 0.25-20 x 0.750
25	4-163791	1	• HARNESS, A/C 10 AWG red (Not Shown)
26	4-163792	1	• HARNESS, A/C 14 AWG blue (Not Shown)
27	4-166088	1	• CHARGING, A/C system (Not Shown)
28	4-194931	1	• KIT, CONTROL CONSOLE (Not Shown)
29	4-194937	1	• HOSE GROMMET (Not Shown)
30	4-194941	1	• HOSE, Clear (Not Shown)
31	4-194943	1	• SWITCH, Binary (Not Shown)

1.15 Fuel Tank Assembly

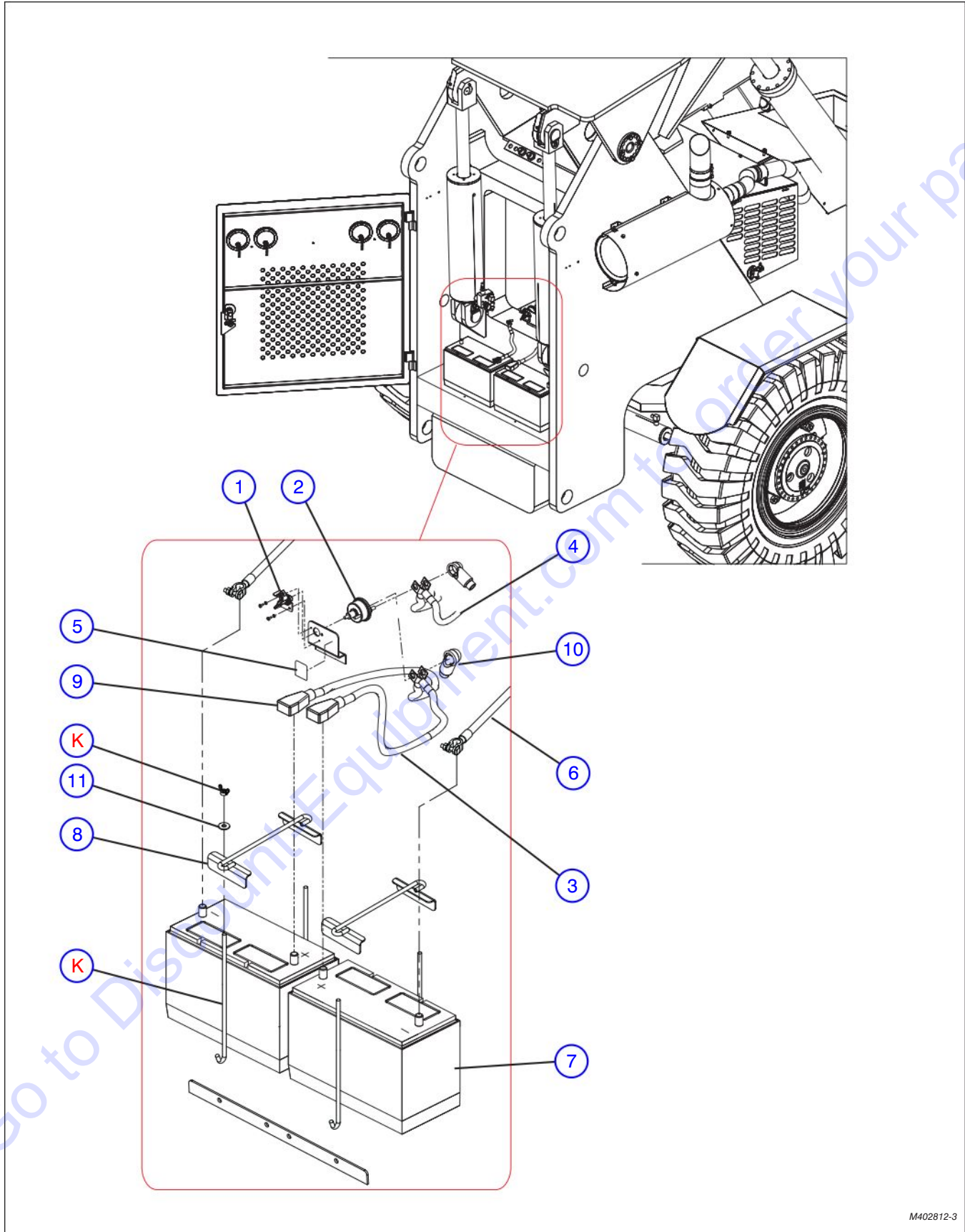


M204060AA

1.15 Fuel Tank Assembly

Index No.	Skyjack Part No.	Qty.	Description
-	4-204060	1	ASSEMBLY, FUEL TANK
1	4-412876	1	• FUEL TANK
2	4-404689	1	• CAP, Fuel tank filler
3	4-405252	1	• GASKET, Tank cover
4	4-412879	1	• WELDMENT,Cover fuel tank
5	4-411630	3	• FITTING, 3/8" NPT 5" long
6	4-413158	1	• PIPE, Extruded 90° street elbow - 3/8"
7	4-413149	1	• FITTING, Brass 90° elbow 3/8"
8	4-411629	1	• FITTING, 3/8" NPT 3" long
9	4-412472	1	• FILTER, Element
10	4-400723	1	• FUEL SENDER, Modified
11	4-405632	1	• FITTING, Adapter, 90° elbow (3/8" MNPT x 3/8" MJIC)
12	4-400751	1	• TUBE, Flared, 3/8" od
13	4-409184	1	• SLEEVE, JIC Flare
14	4-404708	1	• NUT, Tube - JIC
15	4-414211	2	• COUPLING, Straight, 3/8" NPT
16	4-411684	5	• BOLT, 3/8" NC x 1" Hex cap grade 5 zinc
17	4-411694	5	• WASHER, Flat 3/8" zinc
18	4-411693	13	• WASHER, Lock 3/8" zinc
19	4-411683	8	• BOLT, Hex head 3/8"-16 x 3/4" NC grade 5

1.16 Battery Disconnect Switch Assembly

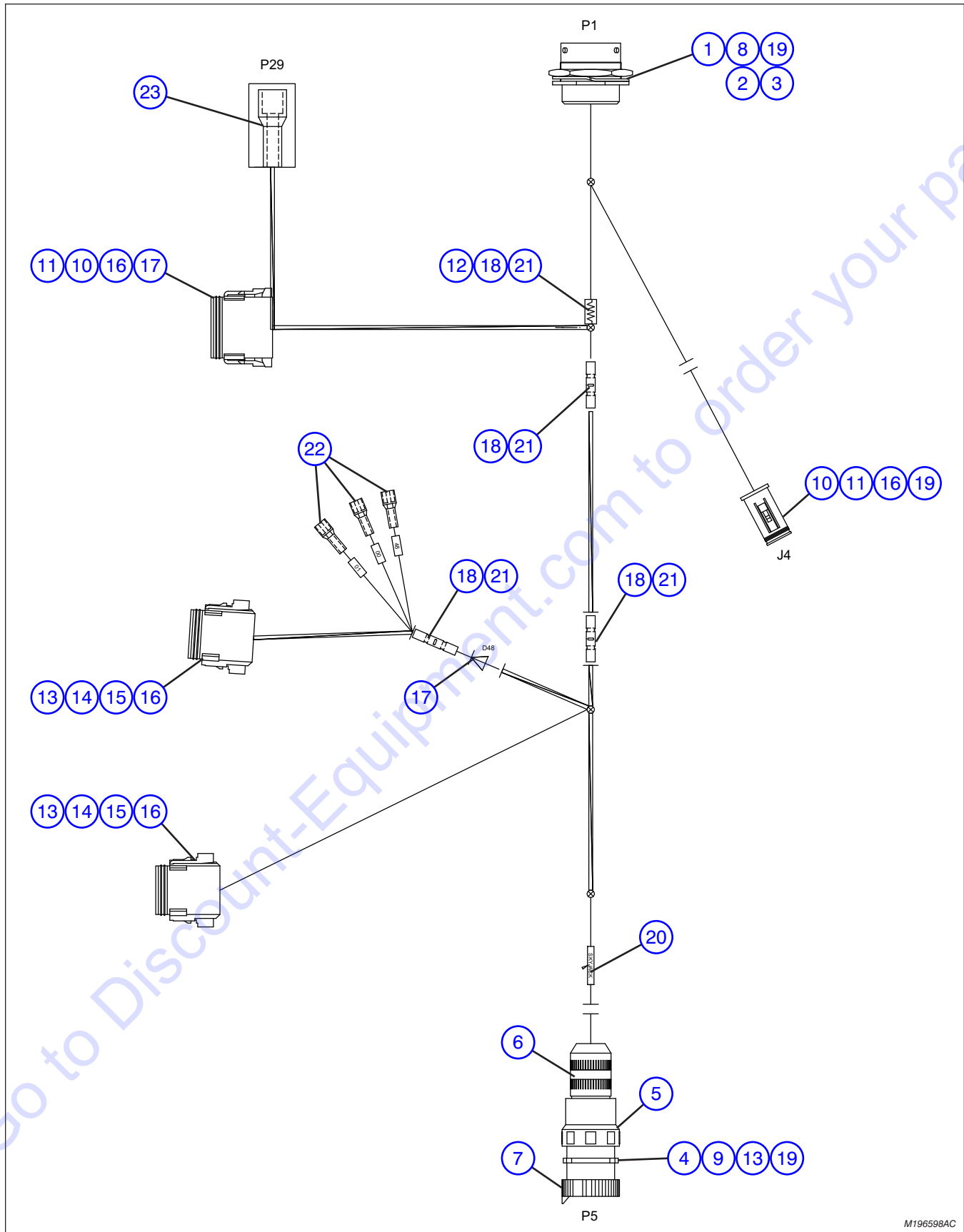


M402812-3

1.16 Battery Disconnect Switch Assembly

Index No.	Skyjack Part No.	Qty.	Description
-	4-402812	1	ASSEMBLY, DUAL BATTERIES & BATTERY DISCONNECT
1	4-108714	1	• KIT, Locking lever
2	4-119725	1	• SWITCH, Master disconnect
3	4-402110	2	• CABLE, Battery (+2/0 red)
4	4-402111	2	• CABLE, Battery (+2/0 red)
5	4-119674	1	• LABEL, Battery disconnect
6	4-193797	2	• CABLE, Battery (-2/0 black)
7	4-144676	2	• BATTERY, 12V, 950CCA
8	4-401446	2	• CLAMP, Battery
9	4-199581	2	• BOOT, Battery post (+2/0 red)
10	4-103999	2	• WASHER, Lock zinc (.38)
11	4-103472	2	• WASHER, Flat zinc (.38 SAE)
K	4-402050	2	KIT, Battery hold-down

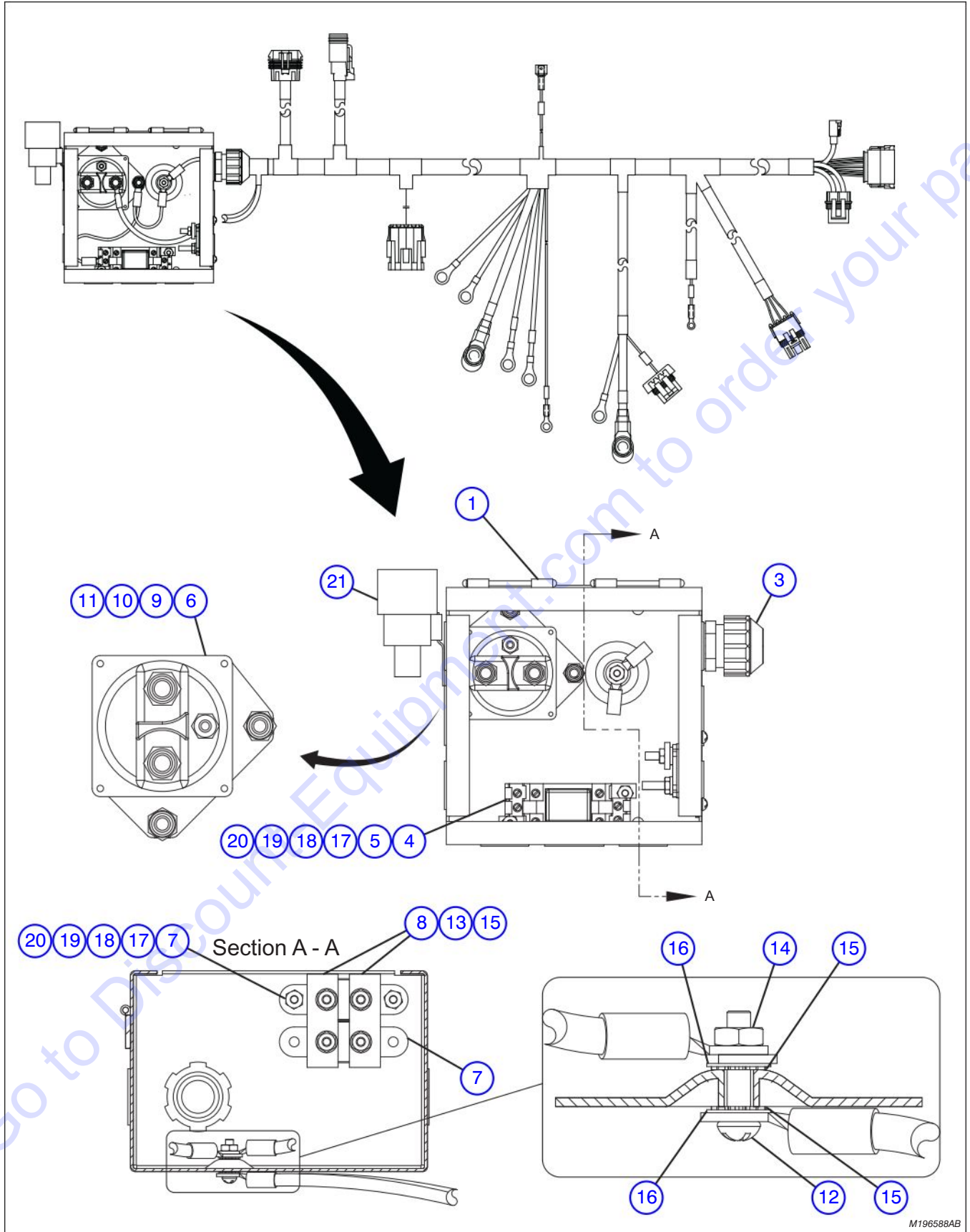
1.17 Cab Harness



1.17 Cab Harness

Index No.	Skyjack Part No.	Qty.	Description
-	4-196598	1	HARNESS, Cab
1	4-156189	1	• CONNECTOR, Circular, 31-pin, male
2	4-157846	1	• NUT, Jam, circular connector
3	4-157847	1	• WASHER, Circular connector
4	4-156188	1	• CONNECTOR, Circular, 9-pin, male
5	4-157848	1	• BACKSHELL, Circular connector
6	4-157849	1	• NUT, Compression, circular connector
7	4-156191	1	• DUSTCAP, Circular connector
8	4-117590	18	• TERMINAL, 16-20 AWG, Male
9	4-156156	5	• PIN, (16-20 AWG), Gold plated
10	4-156180	2	• CONNECTOR, Rectangular, 6 pin, female
11	4-156194	2	• WEDGE, Locking, 6-pin
12	4-163021	1	• RESISTOR, 120, 5% TOL, 0.5W
13	4-117594	11	• PLUG, Sealing
14	4-117583	2	• CONNECTOR, Plug 8-pin
15	4-117585	2	• CONNECTOR, Plug 8-pin wedge
16	4-117591	21	• CONNECTOR, Contact socket 16-18
17	4-102921	1	• DIODE
18	4-119431	8	• SPLICE, Butt 12-14 awg, non insul.
19	4-156201	42	• CABLE, J1939
20	4-157876	2"	• SLEEVING, Heat-shrinkable, 0.38 dia, white
21	4-103370	10"	• SLEEVING, Heat-shrinkable, sealing, 0.25-0.38 dia, black
22	4-105359	3	• TERMINAL, Blade, 14-16 awg, 0.25 wide, female
23	4-105360	1	• TERMINAL, Male 14-16awg, blue

1.18 Junction Box

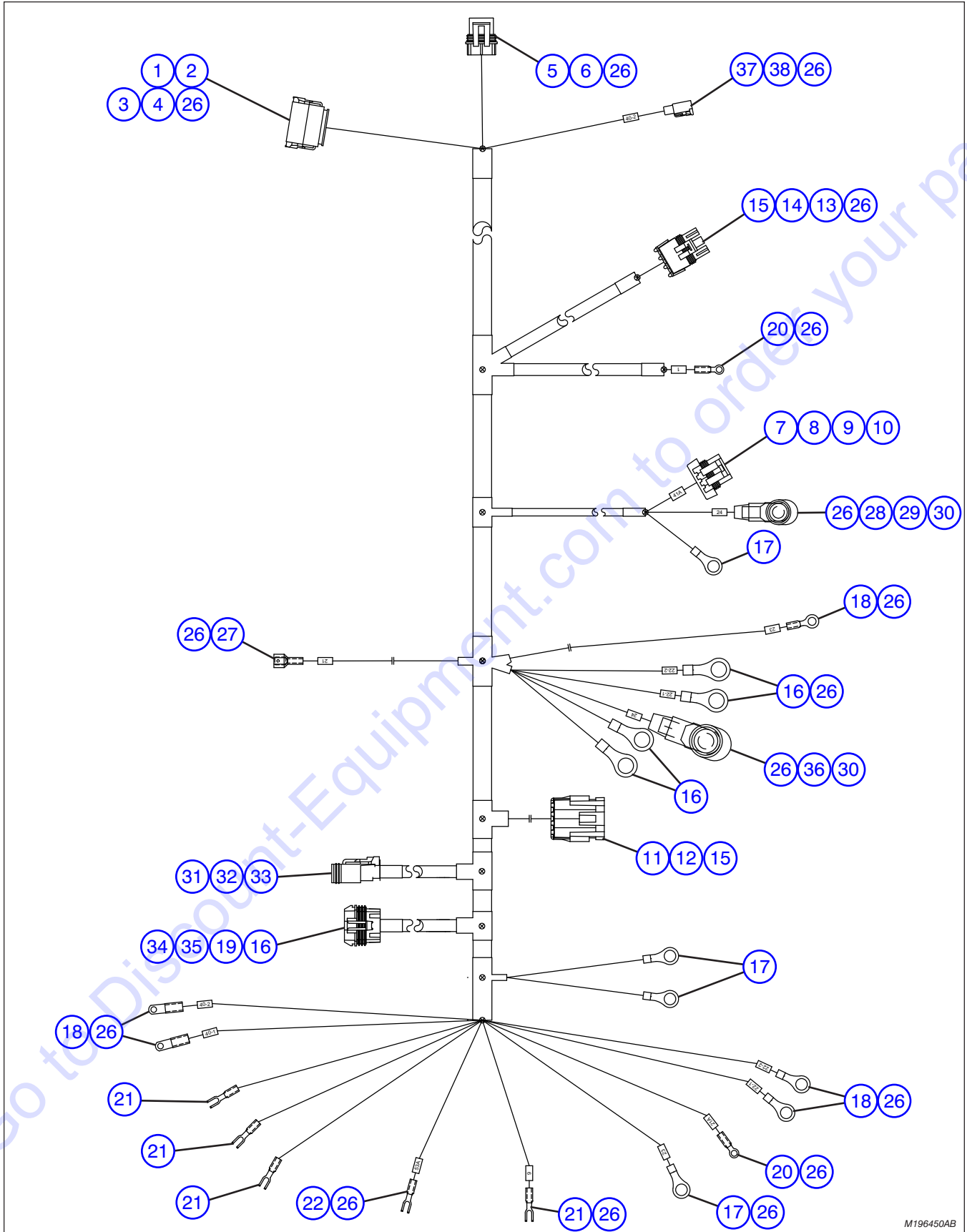


M196588AB

1.18 Junction Box

Index No.	Skyjack Part No.	Qty.	Description
-	4-196588	1	HARNESS, MAIN
1	4-401709	1	<ul style="list-style-type: none"> • BOX, Junction (6" X 6" X 4", modified) • HARNESS, Main wiring (For components, refer to Section 1.19) • CONNECTOR, Strain Relief (1/2") • SOCKET, Relay • RELAY, 12 VDC (DPDT) • SOLENOID, SPST-NO (12 VDC, 100 A) • CIRCUIT BREAKER, (50 A) • BAR, Bus (1 7/8" LG) • BOLT, Hex head (1/4"-20 X 1/2", gr.5) • NUT, Hex lock (1/4" - 20, gr.5) • WASHER, Flat (1/4", zinc) • BOLT, Machine (#10-32 X 3/4" LG) • NUT, K-Lock (#10-32. zinc) • NUT, Machine (#10-32, grade B) • WASHER, Flat (#10 SAE) • WASHER, Lock external tooth (#10) • SCREW, Pan head (#8-32 UNC X 5/8") • NUT, Hex head (#8-32, zinc) • WASHER, Flat (#8, SAE.) • WASHER, Lock (#8, NOM) • RELAY, 12V starter
2	(Ref.)	1	
3	4-103036	1	
4	4-157869	1	
5	4-157870	1	
6	4-157871	1	
7	4-408529	2	
8	4-157884	2	
9	4-103855	2	
10	4-115649	2	
11	4-103995	2	
12	4-104698	1	
13	4-130017	4	
14	4-104003	1	
15	4-104694	6	
16	4-157883	2	
17	4-116192	4	
18	4-103986	4	
19	4-103991	4	
20	4-112249	4	
21	4-156200	1	

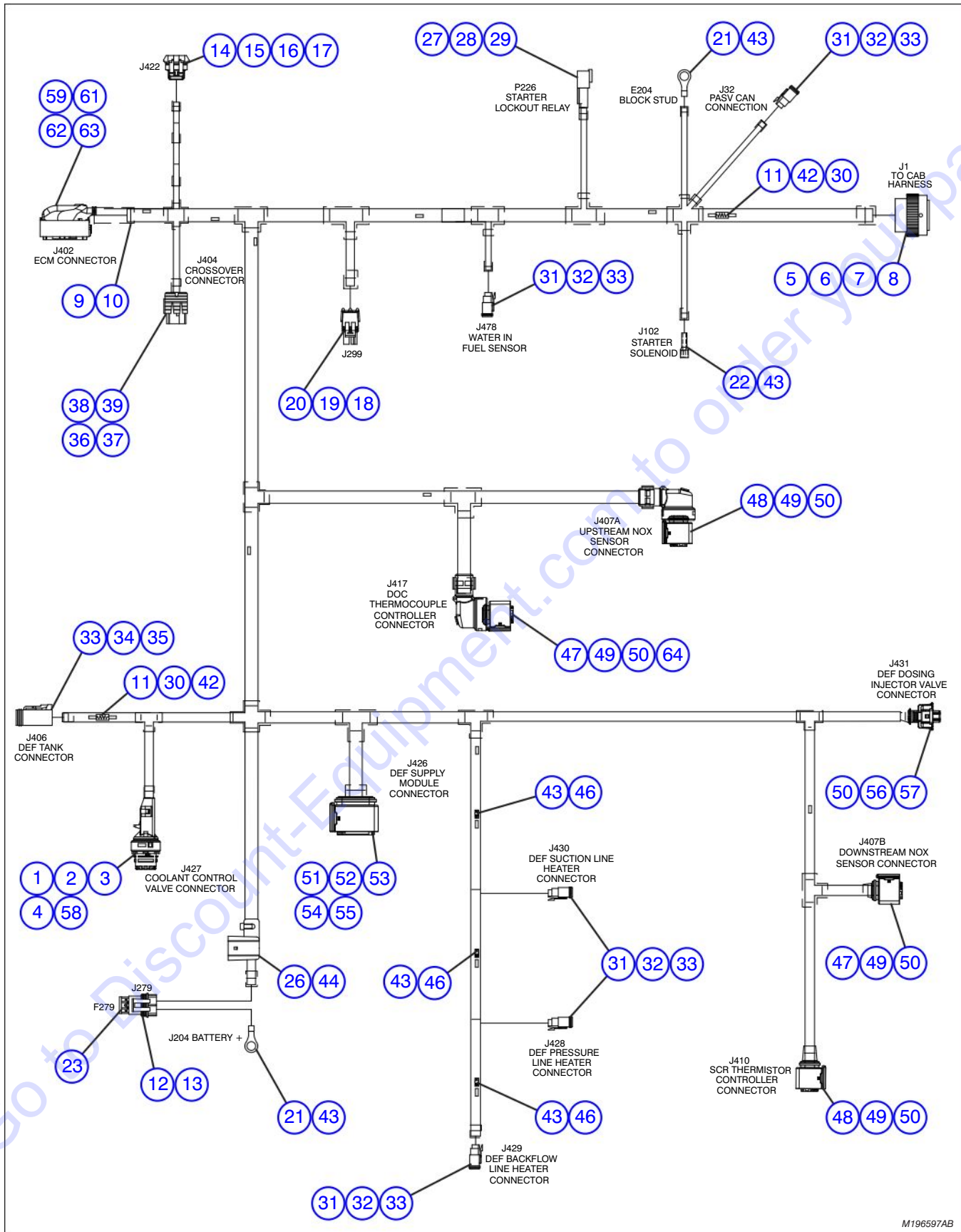
1.19 Main Wiring Harness



1.19 Main Wiring Harness

Index No.	Skyjack Part No.	Qty.	Description
-	4-196450	1	HARNESS, MAIN WIRING
1	4-410570	1	• CONNECTOR, 12F, DT
2	4-117593	7	• SOCKET, (14-16 AWG), Solid
3	4-412751	1	• WEDGE, Socket 12P
4	4-117594	5	• PLUG, Sealing
5	4-157850	1	• CONNECTOR, 2F, 630 M/P Fuse holder
6	4-156118	2	• TERMINAL, Female (5.0-3.0 mm2), 630 m/p pull-to-seat
7	4-157854	1	• CONNECTOR, 4F, 150 M/P
8	4-124365	1	• TERMINAL, Sealed female (1.0-0.5 mm2), 150 m/p
9	4-156125	3	• PLUG, Cavity 1w, 150 m/p
10	4-157855	1	• TPA, 4W 150M/P
11	4-157844	1	• CONNECTOR, 4M, W/P
12	4-156139	4	• TERMINAL, Male sealed (2.0-1.0 mm2), w/p
13	4-156114	1	• CONNECTOR, 3F, W/P
14	4-156137	3	• TERMINAL, Female sealed (2.0-1.0 mm2), w/p
15	4-124369	12	• SEAL, Individual cable
16	4-166764	4	• TERMINAL, Ring 10-12awg, 1/2 stud
17	4-102942	5	• TERMINAL, 10-12awg, 1/4 ring yellow
18	4-108171	7	• TERMINAL, 10-12awg, #10 ring yellow
19	4-156133	1	• TERMINAL, Position assurance
20	4-102936	3	• TERMINAL, 14-16awg, #10 ring blue
21	4-157880	4	• TERMINAL, 14-16awg, #8 lock fork blue
22	4-157879	2	• TERMINAL, 10-12awg, #8 lock fork yellow
23	4-157878	220	• BRAID, 1/4"-3/4" Dia. black
24	4-157874	21	• HEATSHRINK, Adhesive-lined 3/8 dia. black
25	4-157882	5	• HEATSHRINK, Adhesive-lined 1 dia. black
26	4-157877	29	• HEATSHRINK, 3/16 dia. white
27	4-105360	1	• TERMINAL, Male 14-16ga*1/4 full installation
28	4-102947	1	• TERMINAL, 6AWG, 3/8 DIA
29	4-103147	55	• WELDING, Cable 6ga
30	4-413893	2	• TERMINAL BOOT, 8-2ga red
31	4-117597	1	• CONNECTOR, Plug 2-pin
32	4-117591	2	• CONNECTOR, Contract socket 16-18
33	4-117599	1	• CONNECTOR, Plug 2-pin wedge
34	4-156132	1	• CONNECTOR 5F, 280 M/P
35	4-156142	4	• TERMINAL, Metri-pack 280
36	4-163813	1	• TERMINAL, Ring, 6ga, 1/2" stud
37	4-156181	1	• CONNECTOR, 1M, DTHD
38	4-156168	1	• PIN (8-10 AWG), solid

1.20 Engine Harness



M196597AB

1.20 Engine Harness

Index No.	Skyjack Part No.	Qty.	Description
-	4-196597	-	HARNES, Engine, QSB4.5
1	4-164579	1	• CONNECTOR, 4F, 2.5mm circular
2	4-164581	2	• TERMINAL, Female (1.0-0.5mm2), 2.5mm circ
3	4-190372	2	• SEAL, Wire
4	4-156172	37	• CAVITY PLUG, JPT
5	4-156190	1	• CONNECTOR, Circular, 31-pin, female
6	4-403288	19	• TERMINAL, Size 16, 16-20 awg, female
7	4-124399	165	• WIRE PROTECTOR, 1/4" ID
8	4-117594	14	• PLUG, SEALING, Size 12-16
9	4-197242	1	• STRAIN RELIEF, Bolt down
10	4-197243	1	• RUBBER BOOT, 96-pin connector
11	4-163021	2	• RESISTOR, 120 ohm 2 watt axial lead
12	4-157850	1	• CONNECTOR, Metri-pack 630, 2-pin, female
13	4-156118	2	• TERMINAL, Metri-pack 630, 14 awg, female
14	4-156131	1	• CONNECTOR, Metri-pack 150, 3-pin, female
15	4-124365	3	• TERMINAL, Metri-pack 150, 18 awg, female
16	4-156146	3	• PLUG, Sealing, metri-pack 150
17	4-156124	1	• TERMINAL, Position assurance 3W 150 M/P
18	4-124036	1	• CONNECTOR, Weather pack, 2-pin, female
19	4-156137	2	• TERMINAL, Weather pack, 14-16 awg, female
20	4-124369	2	• CABLE SEAL, 14-16 awg, green
21	4-108172	2	• TERMINAL, Ring, 10-12 awg, 3/8" stud
22	4-105359	1	• TERMINAL, Blade, 14-16 awg, 0.25 wide, female
23	4-156164	1	• FUSE, 32V, 30 a, green, ato autofuse
24	4-164582	150	• WIRE, Protector 1" id
25	4-120748	280	• WIRE, Protector 1/2" id
26	4-156117	1	• COVER, Fuseholder, metri-pack 630
27	4-117596	1	• CONNECTOR, Receptacle 2-pin
28	4-117590	2	• CONNECTOR, Contract pin 16-18
29	4-117598	1	• CONNECTOR, Receptable 2-pin wedge
30	4-119431	31	• SPLICE, Butt, 12-14 awg, non insul.
31	4-117597	5	• CONNECTOR, Assembly 2f, dt
32	4-117599	5	• WEDGE, Socket
33	4-117591	14	• CONNECTOR, Conact, socket 16-18
34	4-117579	1	• CONNECTOR, Plug, 4-pin
35	4-117581	1	• CONNECOTR, Plug, 4-pin wedge
36	4-165660	1	• CONNECTOR, Framatome f934000 - 24 pin
37	4-165661	1	• TERMINAL, 54001803 gold plating 18-20 awg
38	4-165662	7	• PLUG, 54240002
39	4-165663	1	• TERMINAL, 54001627 gold plated 16-18 awg
40	4-157876	2"	• HEATSHRINK, 3/8 dia. white

Part list continued in following page

PARTS FINDER

**Search Website
by Part Number**



**Search Manual
Library For Parts
Manual & Lookup Part
Numbers – Purchase
or Request Quote**

Search Manuals

Enter your information to help us find the right parts manual for your machine.

* Brand:

* Model:

* Serial:

* Part Number:

SEARCH

**Can't Find Part or
Manual? Request Help
by Manufacturer,
Model & Description**

Parts Order Form

Please fill in the following information to help us find the right part for your machine.

Manufacturer:	<input type="text"/>
Model:	<input type="text"/>
Description:	<input type="text"/>
Part Number:	<input type="text"/>
Quantity:	<input type="text"/>
Notes:	<input type="text"/>

Discount-Equipment.com is your online resource for quality parts & equipment.

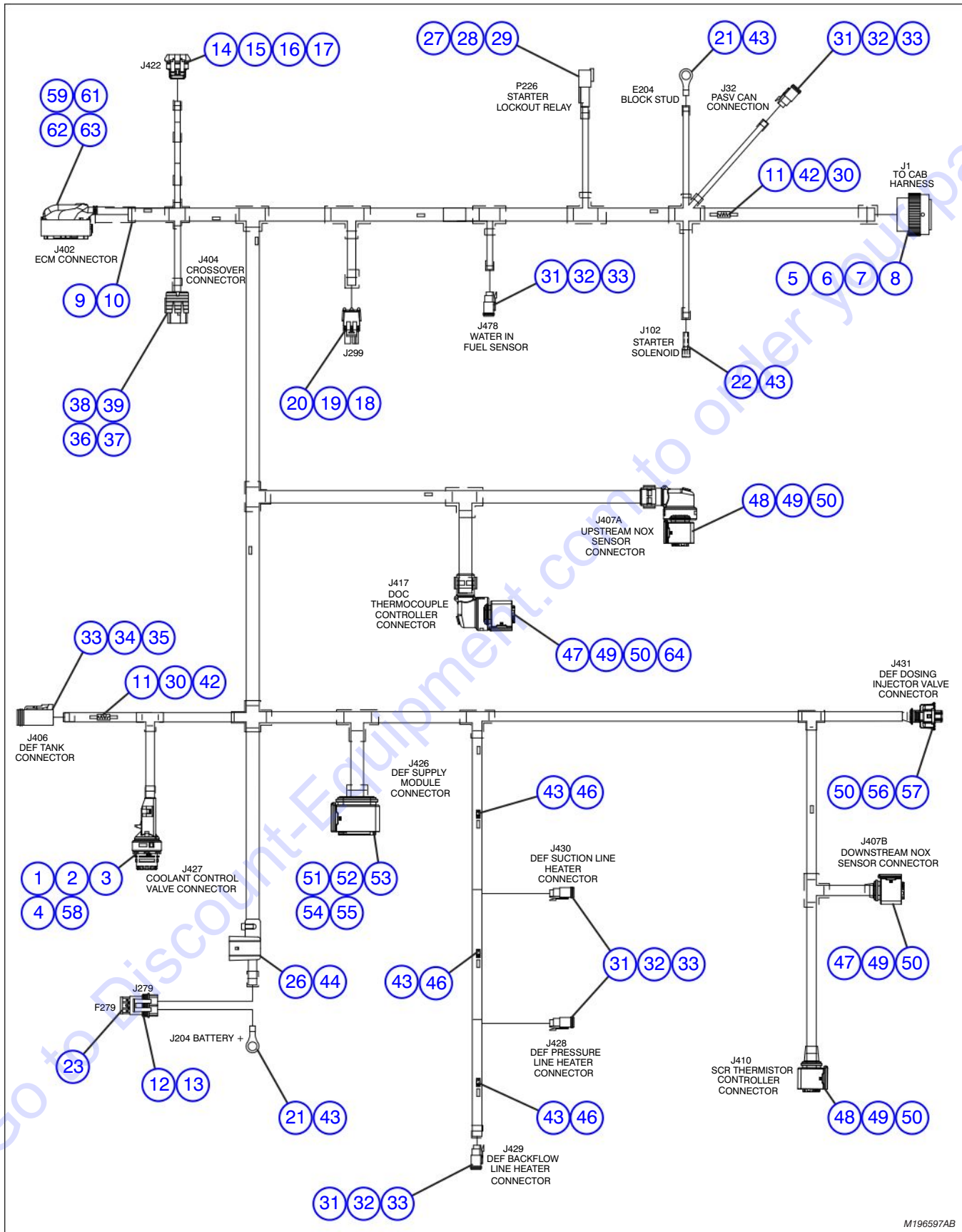
Florida: **561-964-4949** Outside Florida TOLL FREE: **877-690-3101**

Need parts?

Click on this link: <http://www.discount-equipment.com/category/5443-parts/> and choose one of the options to help get the right parts and equipment you are looking for. Please have the machine model and serial number available in order to help us get you the correct parts. If you don't find the part on the website or on one of the online manuals, please fill out the request form and one of our experienced staff members will get back to you with a quote for the right part that your machine needs.

We sell worldwide for the brands: Genie, Terex, JLG, MultiQuip, Mikasa, Essick, Whiteman, Mayco, Toro Stone, Diamond Products, Generac Magnum, Airman, Haulotte, Barreto, Power Blanket, Nifty Lift, Atlas Copco, Chicago Pneumatic, Allmand, Miller Curber, Skyjack, Lull, Skytrak, Tsurumi, Husquvarna Target, Stow, Wacker, Sakai, Mi-T-M, Sullair, Basic, Dynapac, MBW, Weber, Bartell, Bennar Newman, Haulotte, Ditch Runner, Menegotti, Morrison, Contec, Buddy, Crown, Edco, Wyco, Bomag, Laymor, EZ Trench, Bil-Jax, F.S. Curtis, Gehl Pavers, Heli, Honda, ICS/PowerGrit, IHI, Partner, Imer, Clipper, MMD, Koshin, Rice, CH&E, General Equipment, Amida, Coleman, NAC, Gradall, Square Shooter, Kent, Stanley, Tamco, Toku, Hatz, Kohler, Robin, Wisconsin, Northrock, Oztec, Toker TK, Rol-Air, APT, Wylie, Ingersoll Rand / Doosan, Innovatech, Con X, Ammann, Mecalac, Makinex, Smith Surface Prep, Small Line, Wanco, Yanmar

1.20 Engine Harness - Continued

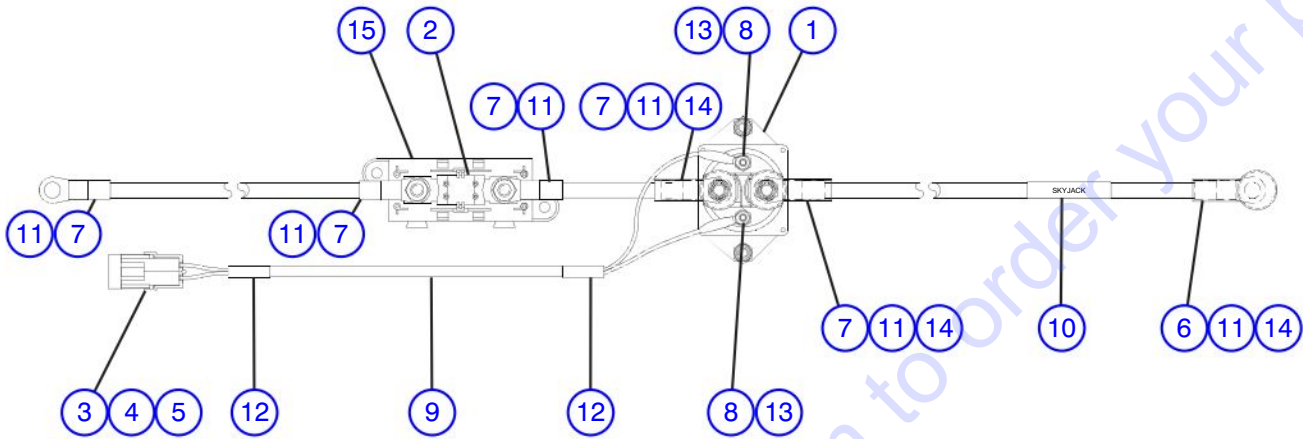


M196597AB

1.20 Engine Harness - Continued

Index No.	Skyjack Part No.	Qty.	Description
			Part list continued from previous page
41	4-165664	15	• PLUG - 54251629
42	4-103370	62"	• SLEEVING, Heat-shrinkable, sealing, 0.25-0.38 dia, black
43	4-103368	12"	• SLEEVING, Heat-shrinkable, sealing, 0.06-0.19 dia, black
44	4-102892	200	• CABLE, Tie. 0.142 wide, black
45	4-102871	4	• SPLICE, Parallel
46	4-102921	3	• DIODE
47	4-191636	2	• CONNECTOR, Mcp 4w socket code a
48	4-195850	2	• CONNECTOR Mcp 4w socket code b
49	4-195851	16	• TERMINAL, Female, gold, amp mcp 2.8
50	4-164578	18	• WIRE SEAL, (1.2-2.1mm), lt. blue
51	4-191628	1	• CONNECTOR, Mcp 1.5 12 socket
52	4-191627	2	• TERMINAL, Female 1.5 mcp 15-17 awg
53	4-191625	10	• WIRE SEAL, Yellow 1.9-2.4mm
54	4-191626	2	• PLUG, Cavity
55	4-191623	8	• TERMINAL, Female 1.5 mcp 17-20 awg
56	4-191027	1	• SOCKET Housing
57	4-191632	2	• TERMINAL, Female bdk 2.8 0.5-1.0mm silver
58	4-196151	1	• COVER, Cable exit with strain relief
59	4-196157	1	• CONNECTOR, 96 Pin, delphi
60	4-196159	1	• COVER, Delphi 96 pin connector
61	4-196160	34	• TERMINAL, Female, 18 awg, silver plated
62	4-196161	10	• TERMINAL, Female, 16 awg, silver plated
63	4-196162	52	• CAVITY PLUG, Blue
64	4-199586	2	• COVER, Strain relief

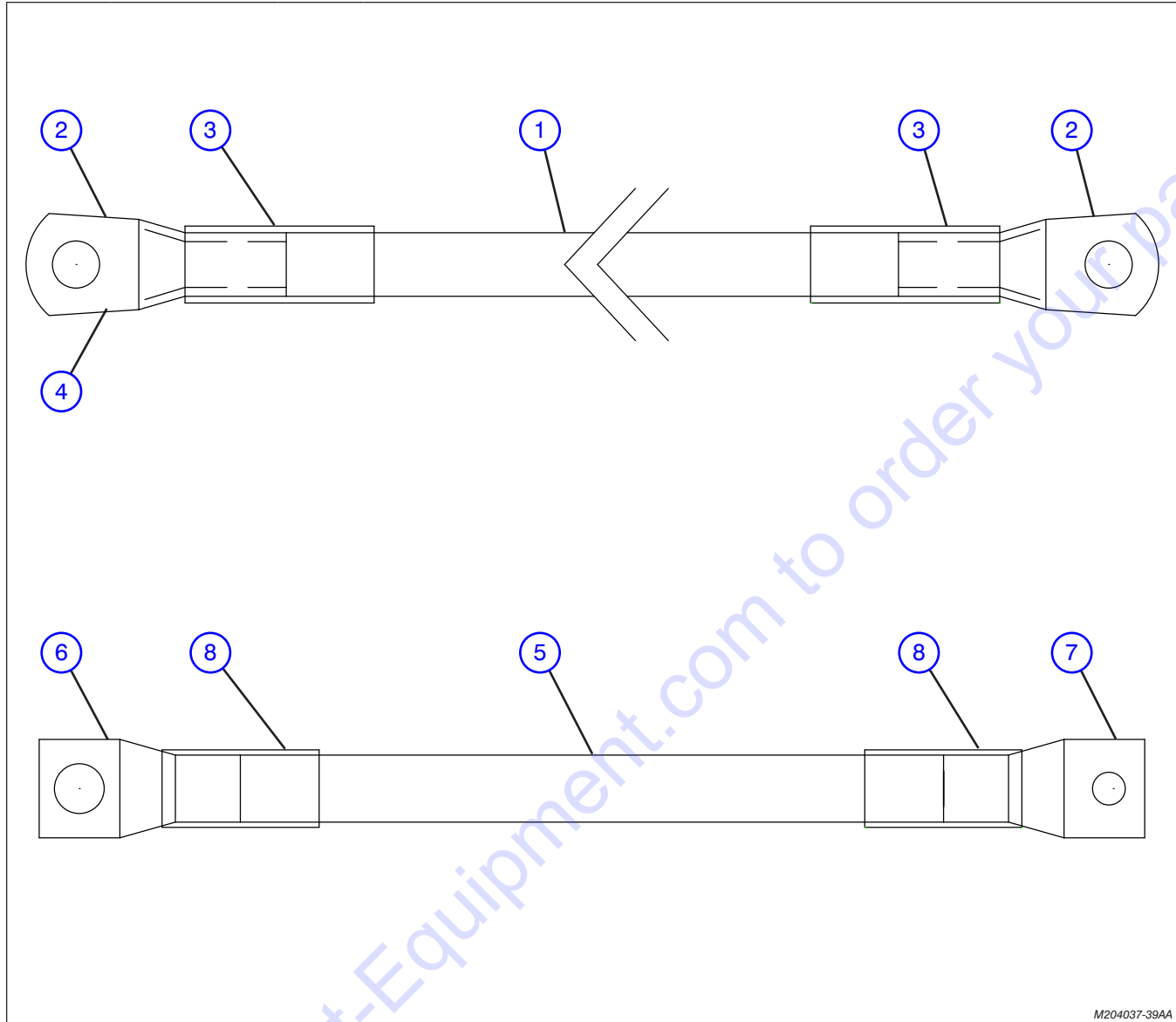
1.21 Grid Heater Harness



M161447AB

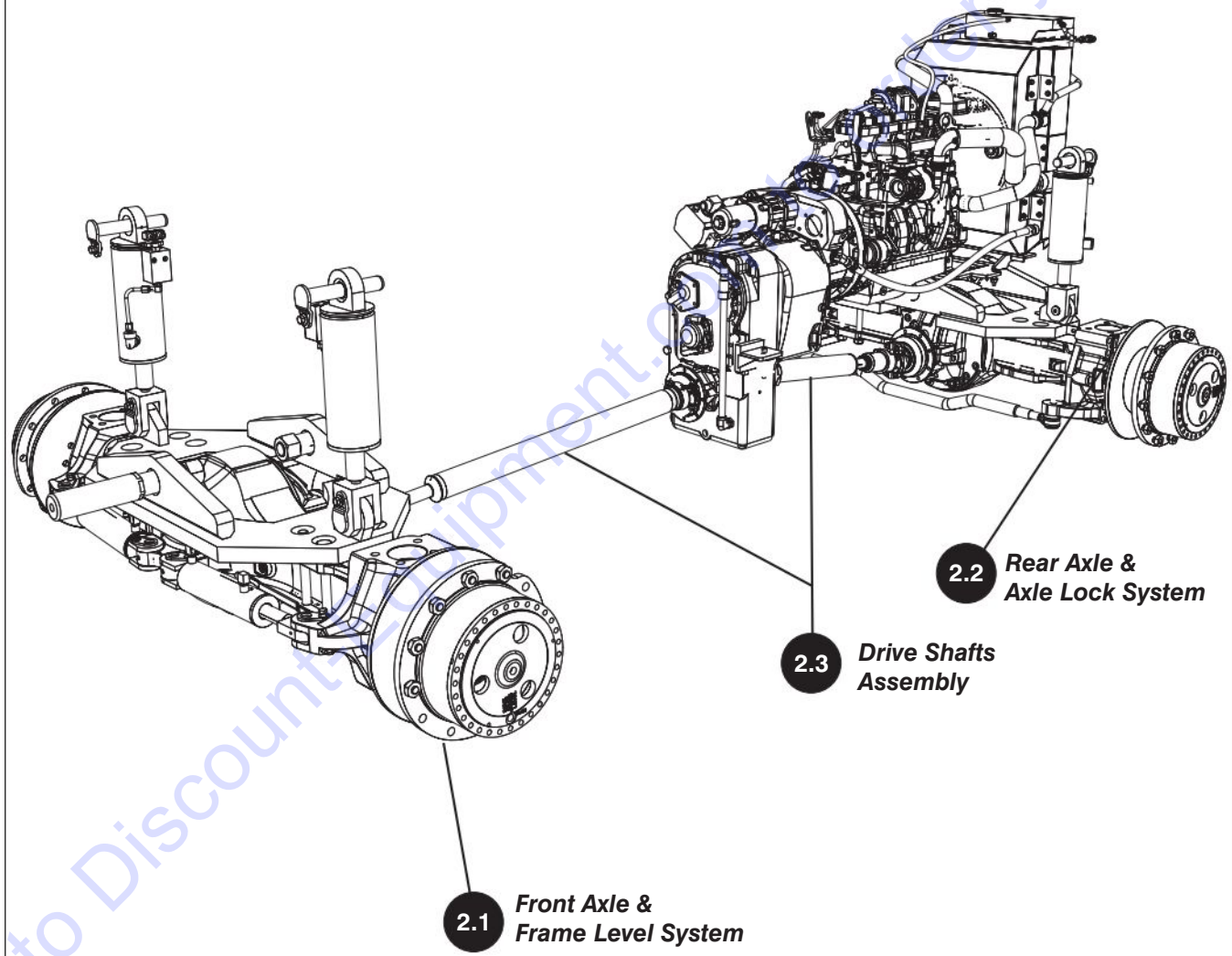
Index No.	Skyjack Part No.	Qty.	Description
-	4-161447	1	HARNESS, Grid heater, QSB4.5
1	4-111787	1	• CONTACTOR, 12 VDC, 200 A
2	4-162860	1	• FUSE, 32 V, 250 A, slow blow, plastic cover
3	4-156105	1	• CONNECTOR, Weather pack, 2-pin, male
4	4-156139	2	• TERMINAL, Weather pack, 14-16 AWG, male
5	4-124369	2	• CABLE SEAL
6	4-166942	1	• TERMINAL, Ring, 2 AWG, 1/2" stud
7	4-102953	5	• TERMINAL, Ring, 2 AWG, 5/16" stud
8	4-102936	2	• TERMINAL, Ring, 14-16 AWG, 0.19 stud
9	4-163798	9"	• CABLE JACKET, Braided, expandable, 0.25" - 0.75" diameter, black
10	4-157876	2"	• HEATSHRINK, 3/8" diameter, white
11	4-157895	6"	• SLEEVING, Heat-shrinkable, sealing, 0.25-0.38 diameter, red
12	4-103370	2"	• SLEEVING, Heat-shrinkable, sealing, 0.25-0.38 diameter, black
13	4-103368	2"	• SLEEVING, Heat-shrinkable, sealing, 0.06-0.19 diameter, black
14	4-139106	3	• BOOT, Terminal, 90°, red, 2 AWG
15	4-163803	1	• FUSE HOLDER

1.22 Ground Harnesses



M204037-39AA

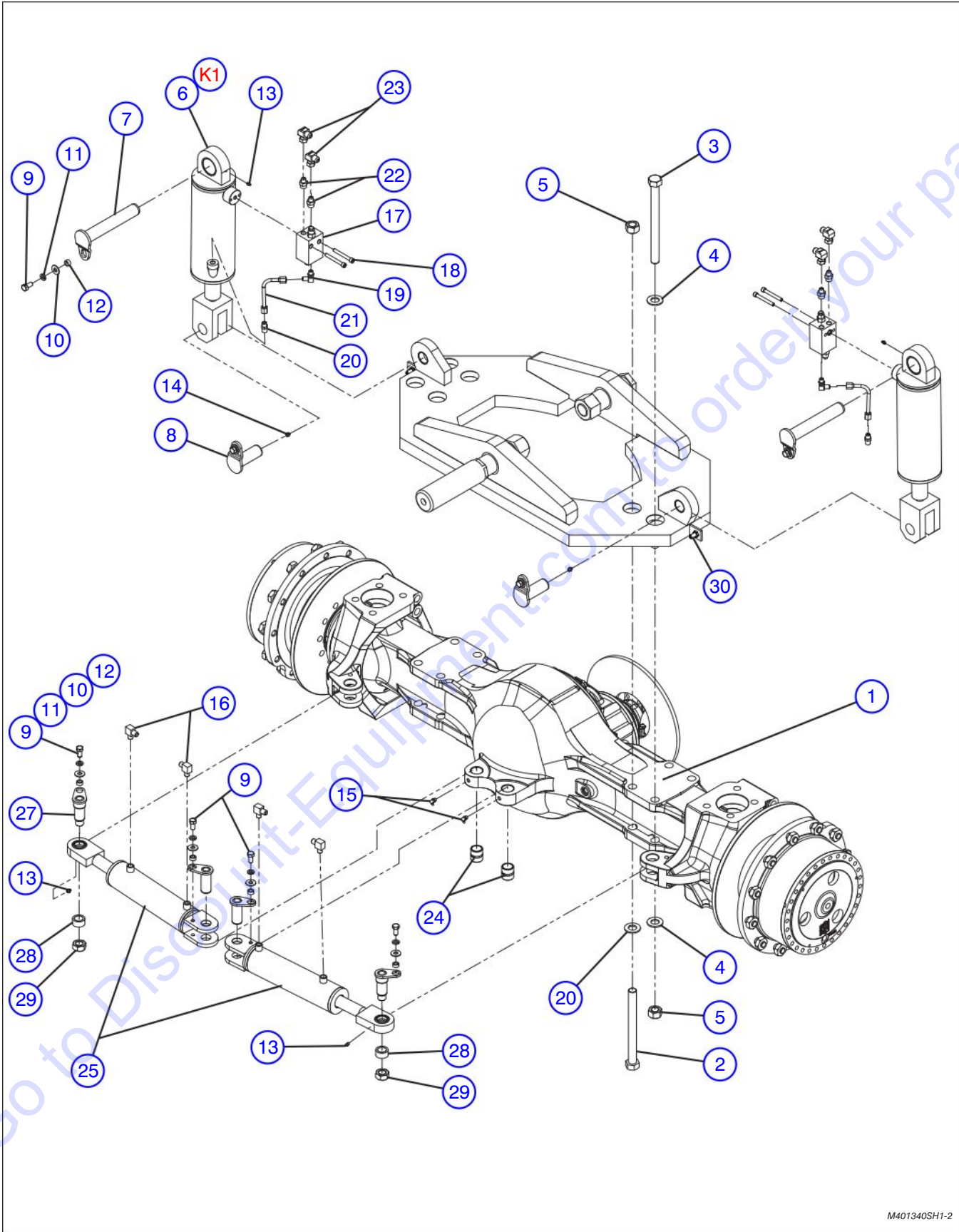
Index No.	Skyjack Part No.	Qty.	Description
A	4-204037	1	HARNESS, FRAME STUD TO ALTERNATOR GROUND
B	4-204038	1	HARNESS, FRAME STUD TO STARTER GROUND
C	4-204039	1	HARNESS, BLOCK STUD TO BATTERY GROUND
1	4-103147	100	WELDING CABLE 6 AWG - A
-	-	24	WELDING CABLE 6 AWG - C
2	4-115236	2	TERMINAL, 6GA x 5/16" - A
-	-	1	TERMINAL, 6GA x 5/16" - C
3	4-113584	2	HEATSHRINK, 1/2" Black - A, C
4	4-115235	1	TERMINAL, 6GA x 1/4" - C
5	4-139029	12	WELDING CABLE #2/0 Black - B
6	4-192186	1	TERMINAL, #2/0 x 1/2" DIA - B
7	4-139033	1	TERMINAL, #2/0 x 5/16" DIA - B
8	4-139035	2	HEATSHRINK, 1" Clear - B



For Engine & Transmission Assembly and Cooling System Assembly, see Section 1

M401212 M401213 M401285 M401340 M401341

2.1 Front Axle and Frame Level Cylinders

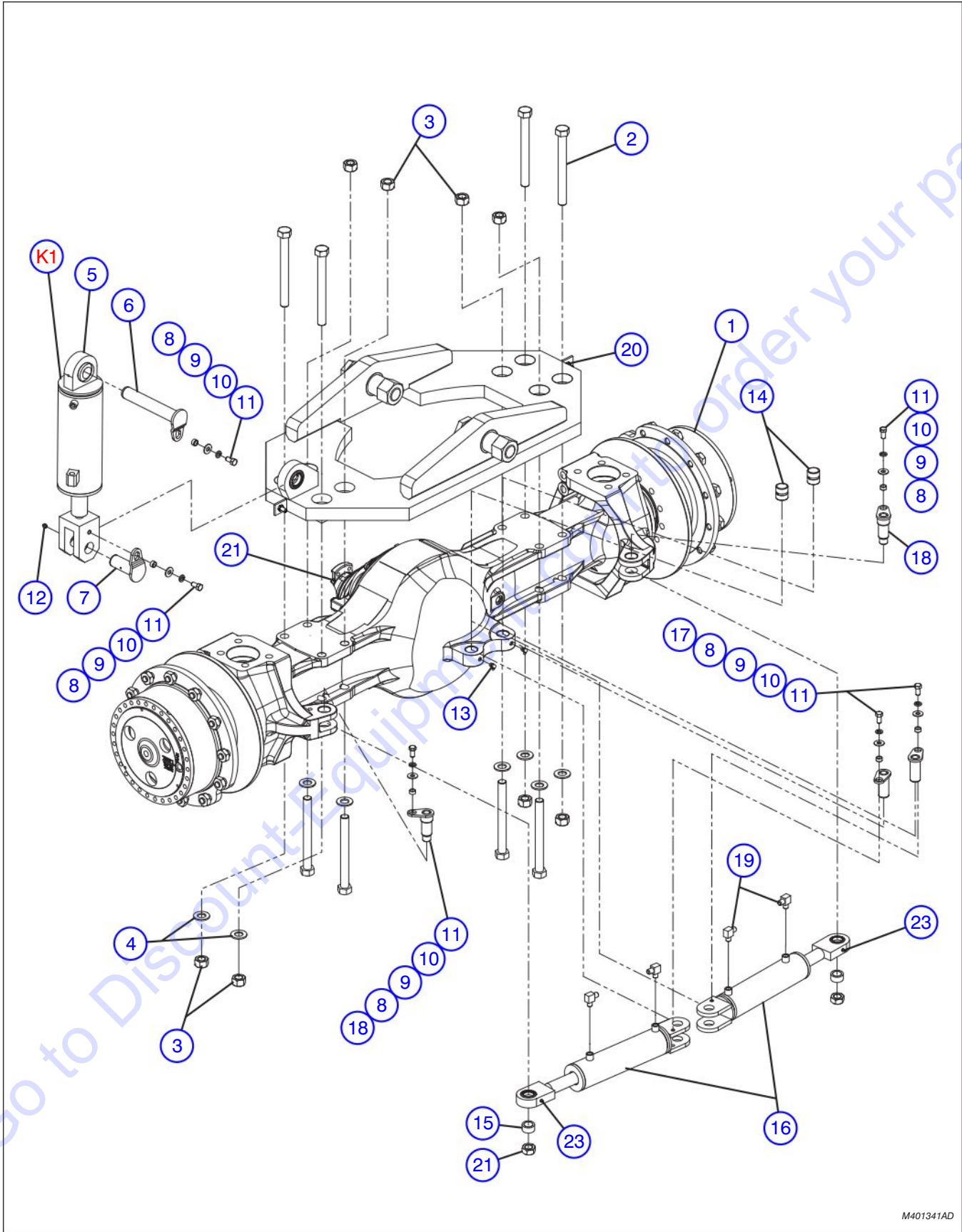


M401340SH1-2

2.1 Front Axle and Frame Level Cylinders

Index No.	Skyjack Part No.	Qty.	Description
-	4-401340	1	ASSEMBLY, FRONT AXLE
1	4-199455	1	• AXLE, PL. Steer, park brake, 7C flange
2	4-411847	4	• BOLT, Hex cap bare (1" NF X 11" gr.8)
3	4-411848	4	• BOLT, Hex cap bare (1" NF X 12" gr.8)
4	4-400492	12	• WASHER, Flat (1" L9 DICH)
5	4-411959	8	• NUT, HEX (1"-14 GR8 zinc DICH)
6	4-409299	2	• CYLINDER, Frame level
	4-410107	4	• • BUSHING, Self-aligning ball
7	4-412859	2	• PIN, Base frame level/axle lock
8	4-412791	2	• ASSEMBLY, Pin (frame level cyl.rod)
9	4-103911	8	• BOLT, Hex cap bare (1/2" NC X 1" gr.5 zinc)
10	4-103468	8	• WASHER, Flat (1/2")
11	4-103470	8	• WASHER, LOCK (1/2" zinc)
12	4-408285	8	• SPACER
13	4-410779	4	• FITTING, Grease (1/4"-28)
14	4-410775	2	• FITTING, Grease (1/8" NPT)
15	4-410776	2	• FITTING, Grease (1/8" NPT, 90°)
16	4-405633	4	• ADAPTER, (MNPT x MJIC 90°, 3/8" X 1/2")
17	4-410250	2	• VALVE, Lock
18	4-411749	4	• BOLT, Socket head cap bare (3/8" NC X 3")
19	4-406253	2	• ADAPTER, MORB X MJIC 90° elbow
20	4-405594	2	• ADAPTER, (3/8" X 3/8", AER, MNPT X MJIC)
21	4-414214	2	• TUBE
22	4-405665	4	• ADAPTER, (-8 MORB, -6JIC)
23	4-406275	4	• ADAPTER, (MJIC X FJIC 90° 1/2" X 1/2" AER)
24	4-407305	2	• STEER Cylinder base mount bearing
25	4-409321	2	• CYLINDER, Steer
26	4-412965	2	• WELDMENT, Steer cylinder base mounting pin
27	4-412964	2	• ASSEMBLY, Pin (steer cylinder)
28	4-407309	2	• SLEEVE, Steer cylinder
29	4-411949	2	• NUT, Lock (1")
30	4-405715	2	• UNION, Male JIC bulkhead
31	4-405659	2	• ADAPTER, MORB X MJIC 1/2" X 1/2" AER) (not shown)
K1	4-408031	1	KIT, Seal (standard)

2.2 Rear Axle and Axle Lock Cylinders

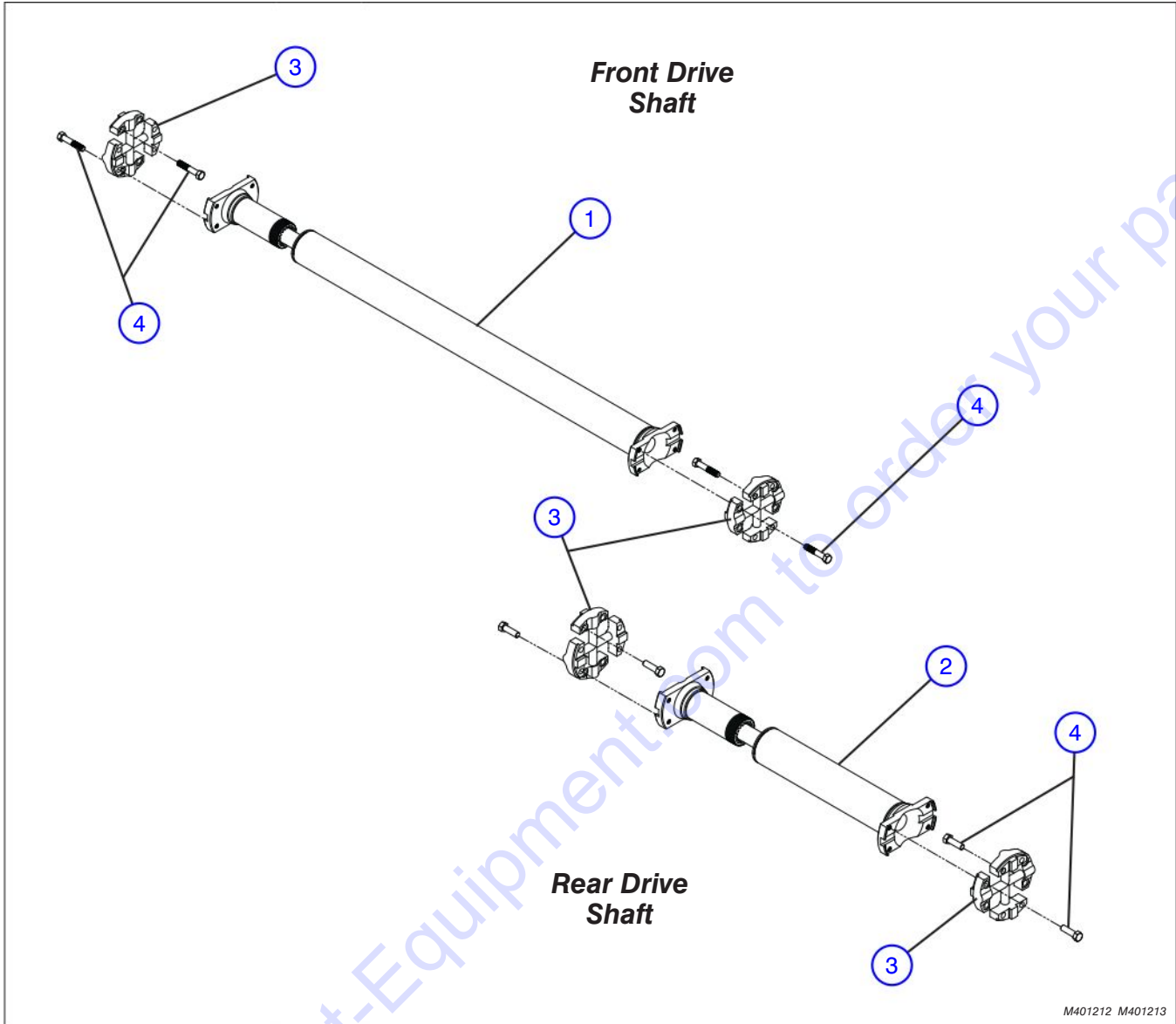


M401341AD

2.2 Rear Axle and Axle Lock Cylinders

Index No.	Skyjack Part No.	Qty.	Description
-	4-401341	1	ASSEMBLY, REAR AXLE
1	4-199456	1	• AXLE, Planetary steer (7C flange)
2	4-411846	8	• BOLT, Hex cap bare (1" NF X 10" HEX CAP gr.8)
3	4-411959	8	• NUT, Hex (1"-14 gr. 8 zinc DICH)
4	4-400492	8	• WASHER, FLAT (1" L9 DICH)
5	4-409293	1	• CYLINDER, Axle lock
	4-410107	2	• • BUSHING, Self-aligning ball
6	4-412859	1	• BASE PIN, Frame level/axle lock
7	4-412791	1	• PIN, Frame level cylinder rod
8	4-408285	6	• SPACER
9	4-103468	6	• WASHER, Flat (1/2")
10	4-103470	6	• WASHER, LOCK (1/2" , zinc)
11	4-103911	6	• BOLT, Hex cap (1/2" NC X 1" gr.5 zinc)
12	4-410775	1	• FITTING, GREASE (1/8" NPT)
13	4-410776	2	• FITTING, GREASE (1/8" NPT, 90°)
14	4-407305	2	• STEER Cylinder Base Mount Bearing
15	4-407309	2	• SLEEVE, Steer cylinder
16	4-409321	2	• CYLINDER, Steer
17	4-412965	2	• WELDMENT, Steer cylinder base mounting pin
18	4-412964	2	• PIN, Steer cylinder
19	4-405633	4	• ADAPTER, (MNPT X MJIC 90°, 3/8" X 1/2")
20	4-405715	2	• UNION, Male JIC bulkhead
21	4-411949	2	• NUT, Lock (1")
22	4-405659	2	• ADAPTER, MORB X MJIC 1/2" X 1/2" AER) (not shown)
23	4-410779	2	• FITTING, GREASE (1/4"-28)
K1	4-408030	1	KIT, Seal (delta)

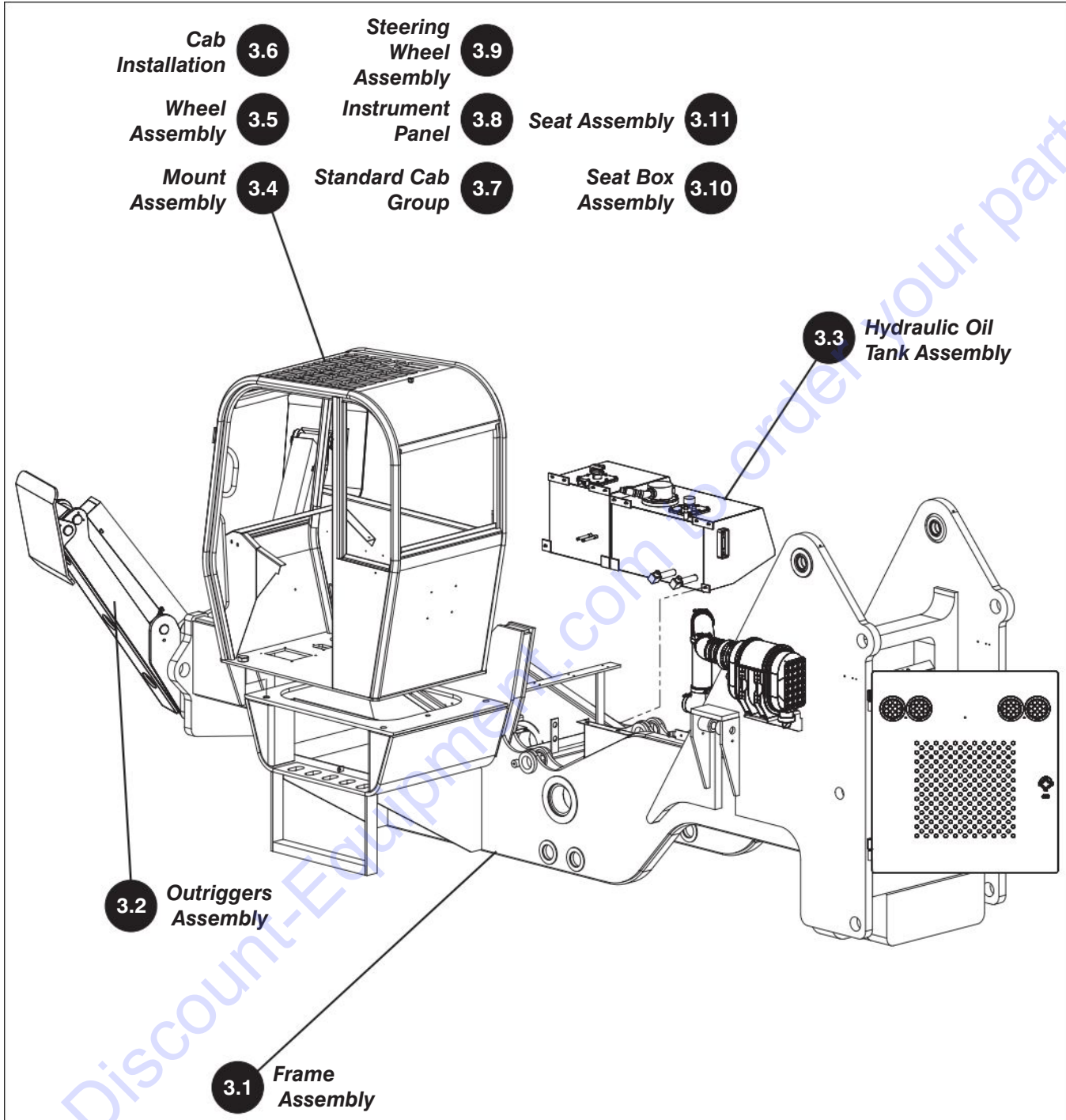
2.3 Front and Rear Drive Shafts Assembly



M401212 M401213

Index No.	Skyjack Part No.	Qty.	Description
1	4-401212	1	ASSEMBLY, FRONT DRIVE SHAFT
2	4-401213	1	ASSEMBLY, REAR DRIVE SHAFT
3	4-414034	2	<ul style="list-style-type: none"> • U-JOINT, (7C)
4	4-411862	16	<ul style="list-style-type: none"> • SCREW, Hex Head Cap (1/2"-20 UNF X 2")

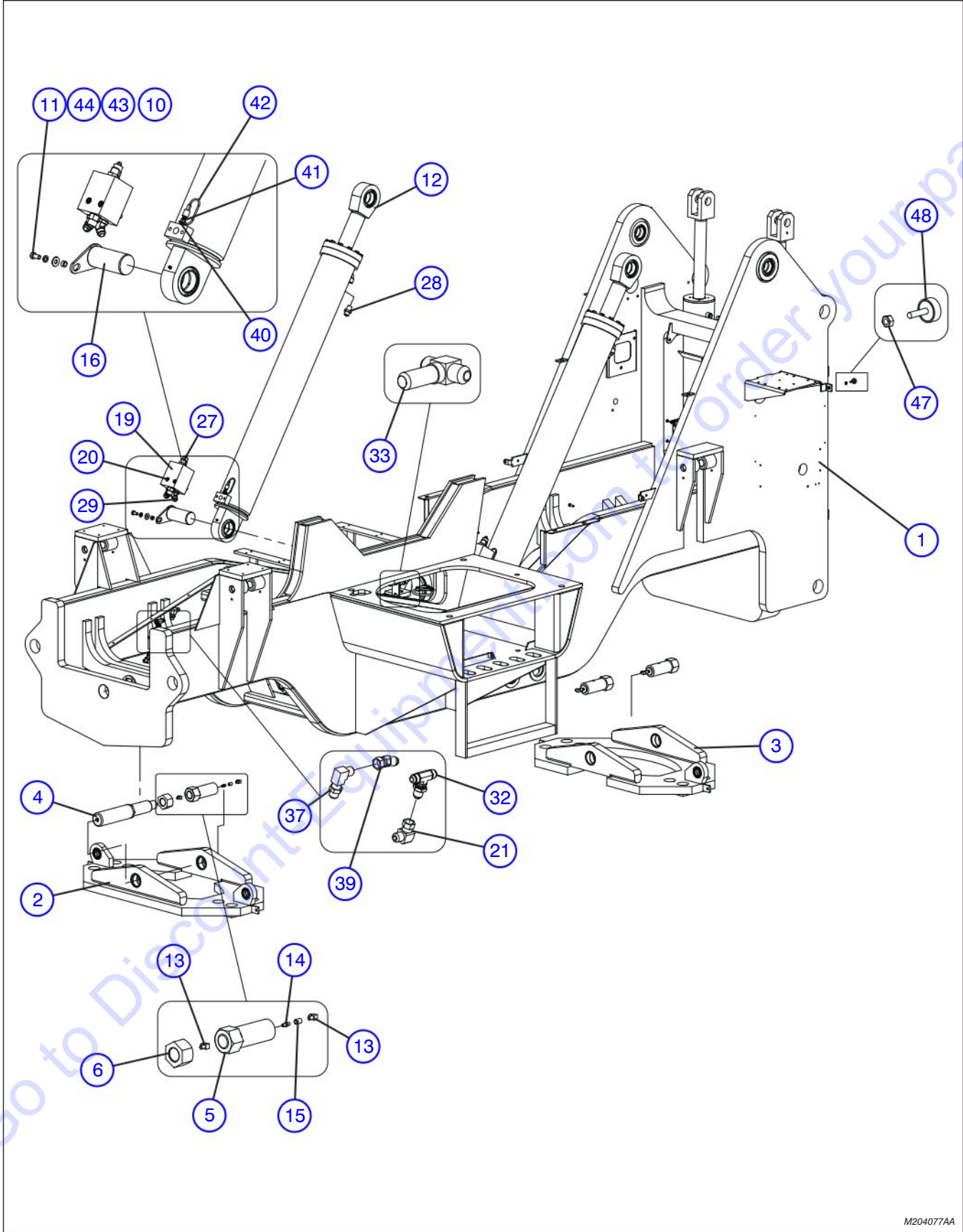
3.0 FRAME AND CAB RELATED PARTS



For Sheet Metal Assembly, Engine Exhaust Assembly, Air Intake Assembly and Fuel Tank Assembly, see Section 1

M401416 M401290

3.1 Frame Assembly

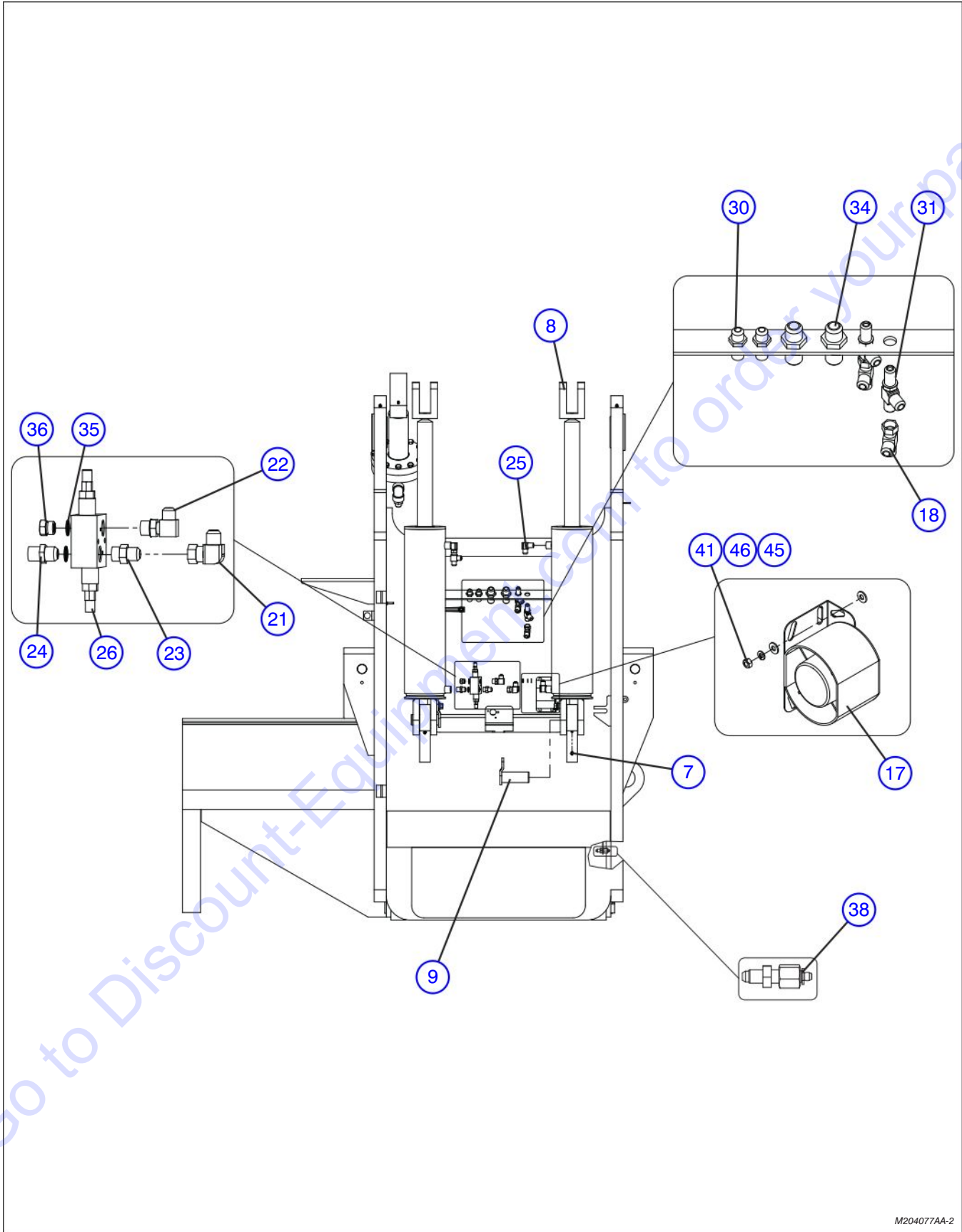


M204077AA

3.1 Frame Assembly

Index No.	Skyjack Part No.	Qty.	Description
-	4-204077	1	ASSEMBLY, FRAME ZB2044T4F
1	4-204076	1	• WELDMENT, Frame ZB2044
2	4-412853	1	• WELDMENT, Rocker plate - frame tilt
3	4-412854	1	• WELDMENT, Rocker plate - axle lock
4	4-406058	1	• PIN, Axle pivot, front
5	4-412768	3	• PIN, Welded subassy.
6	4-411929	4	• NUT, Jam with nylon insert 1-3/4"-12 zinc plated
7	4-410775	9	• FITTING, Grease, 1/8" NPT
8	(Ref.)	2	• CYLINDER, Tilt/slave (For components, refer to Section 5.5)
9	4-413007	2	• PIN, Ext/slav/carr tilt cyl.
10	4-408285	4	• SPACER, Ref: 60b-71
11	4-103911	4	• BOLT, Hex head 1/2"-13 x 1" grade 5
12	(Ref.)	2	• CYLINDER, Lift, 7.00" bore (For components, refer to Section 5.5)
13	4-405628	4	• FITTING, (MNPT/MJIC 90° LBO)
14	4-406302	3	• FITTING, Pipe/exter pipe 1/8"
15	4-411617	3	• COUPLING, 1/8" Black malleable
16	4-401270	2	• PIN, Weldment, lift cylinder
17	4-401112	1	• ALARM, Back-up, 87-112 db
18	4-405703	5	• FITTING, Swivel, 37° flare
19	4-410204	2	• LOCK VALVE, 20044 lift & ext. cyl
20	4-411756	4	• CAP, 1/2" nc x 4 socket head bare
21	4-406275	3	• FITTING, MJIC x FJIC adapter 90° 1/2" x 1/2" AER
22	4-406257	1	• FITTING, MORB 1/2" ORB x 1/2" JIC 90°
23	4-405666	1	• O-RING, 37° flare SAE
24	4-405599	1	• FIITING, Ext. pipe 37° flare
25	4-405637	3	• FITTING, MNPT x MJIC adapter AER
26	4-404752	1	• VALVE, Crossover relief
27	4-405648	2	• ADAPTER, MORB X MJIC
28	4-405582	2	• ADAPTER, MNPT X MJIC
29	4-406235	4	• FIITING, MORB x MJIC 45° adaptor
30	4-405716	2	• BULKHEAD, union JIC
			Parts list continued in following page

3.1 Frame Assembly - Continued



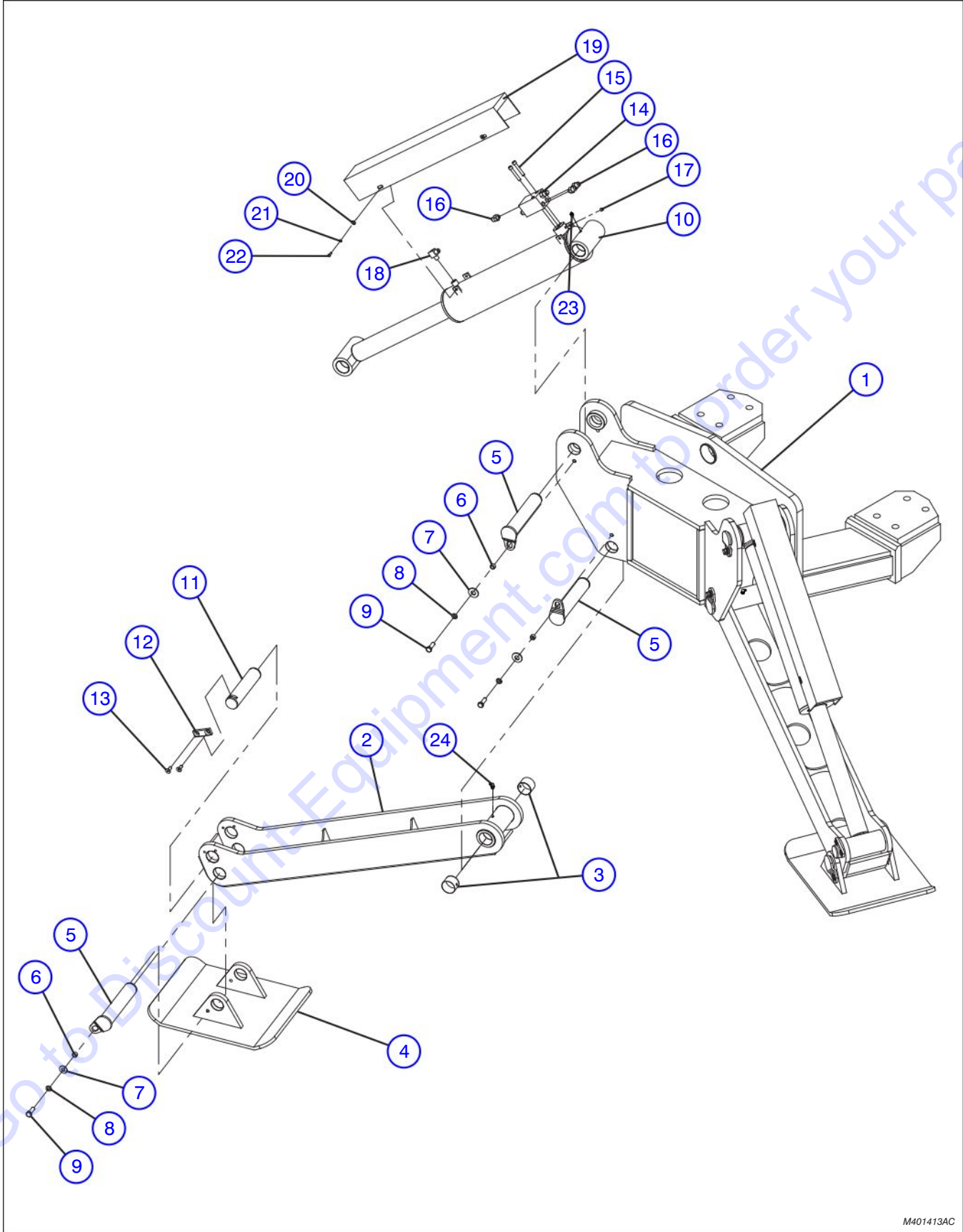
M204077AA-2

3.1 Frame Assembly - Continued

Index No.	Skyjack Part No.	Qty.	Description
Parts list continued from previous page			
31	4-405692	2	• O-RING, Boss, 37° flare SAE
32	4-405685	4	• BULKHEAD, Male JIC tee
33	4-405683	2	• BULKHEAD, 37° flare 'T'
34	4-405714	2	• BULKHEAD, Adapter JIC/JIC
35	4-406628	2	• O-RING, Buna "N" 1/2"
36	4-409173	1	• PLUG, O-ring boss
37	4-405722	6	• BULKHEAD, Elbow AER male JIC
38	4-406595	4	• BULKHEAD, FNPT*MJIC 2239-2-4
39	4-406271	2	• FITTING, FJIC swivel x MJIC 45°
40	4-103166	2	• FITTING, Nipple - hex brass 1/8" MPT
41	4-410716	2	• FITTING, 1/4" male quick connect
42	4-410719	2	• CAP, Quick coupler dust
43	4-103468	4	• WASHER, Flat 1/2" USS
44	4-103470	4	• WASHER, Lock 1/2" grade 5
45	4-103995	4	• WASHER, Flat 1/4"
46	4-104000	2	• WASHER, Lock 1/4"
47	4-103980	3	• NUT, Hex head 1/4"-20 grade 8
48	4-144015	1	• MOUNT-ANTI VIBRATION (1/4-20UNC)
49	4-409170	1	• HORN, 12V 110db (Not Shown)

Go to Discount-Equipment.com to order your parts

3.2 Outriggers Assembly

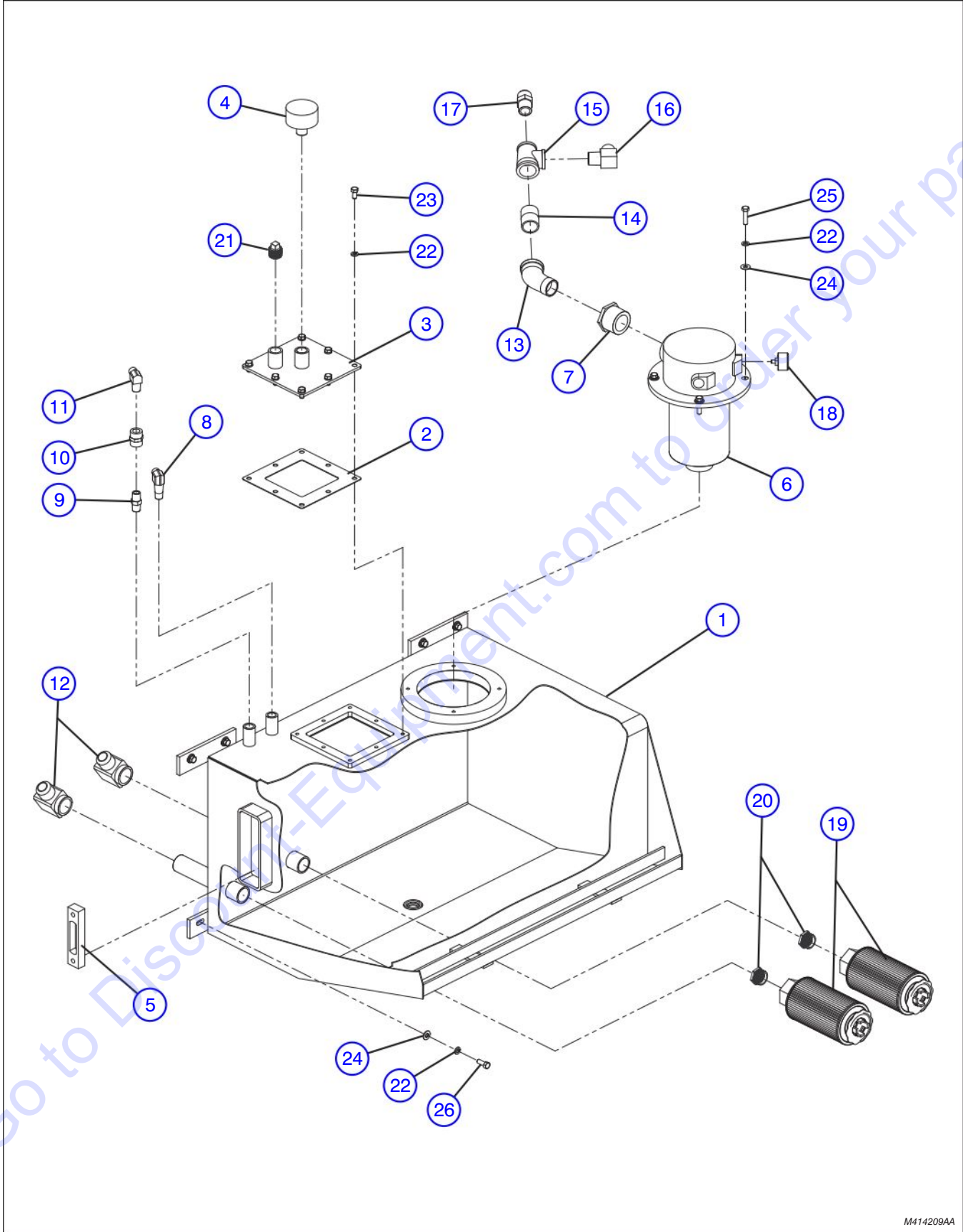


M401413AC

3.2 Outriggers Assembly

Index No.	Skyjack Part No.	Qty.	Description
-	4-402885	1	ASSEMBLY, OUTRIGGERS
1	4-412769	1	• WELDMENT, Outrigger
2	4-412770	2	• ARM WELDMENT, Outrigger
3	4-403272	4	• BEARING, Garlock
4	4-400938	2	• WELDMENT, Outrigger pad
5	4-412958	6	• PIN ASSEMBLY, Outrigger arm mounting
6	4-408285	6	• SPACER
7	4-103468	6	• WASHER, FLAT (1/2")
8	4-103470	6	• WASHER, LOCK (1/2")
9	4-103907	6	• SCREW, Hex head cap (1/2"-13 X 1 1/2" gr.5)
10	4-409297	2	• CYLINDER, Outrigger
11	4-407216	2	• PIN, Outrigger
12	4-412349	2	• BAR, Lock
13	4-411769	4	• SCREW, Flat socket cap bare (3/8" NC X 1")
14	4-410293	2	• VALVE, Lock
15	4-411782	4	• SCREW, Socket head cap (3/8" NC X 2 1/4")
16	4-405662	6	• O-RING, (SAE 37° flare)
17	4-411632	2	• PLUG, External pipe
18	4-405633	2	• ADAPTER, (3/8" X 1/2" MNPT X MJIC 90°)
19	4-406152	2	• GUARD, Outrigger
20	4-103472	8	• WASHER, FLAT (3/8")
21	4-103999	8	• WASHER, LOCK (3/8")
22	4-101632	8	• SCREW, Hex head cap (3/8" X 3/4" gr. 5)
23	4-410775	4	• FITTING, Grease 1/8" NPT
24	4-410776	2	• FITTING, Grease 1/8" NPT 90°

3.3 Hydraulic Oil Tank Assembly

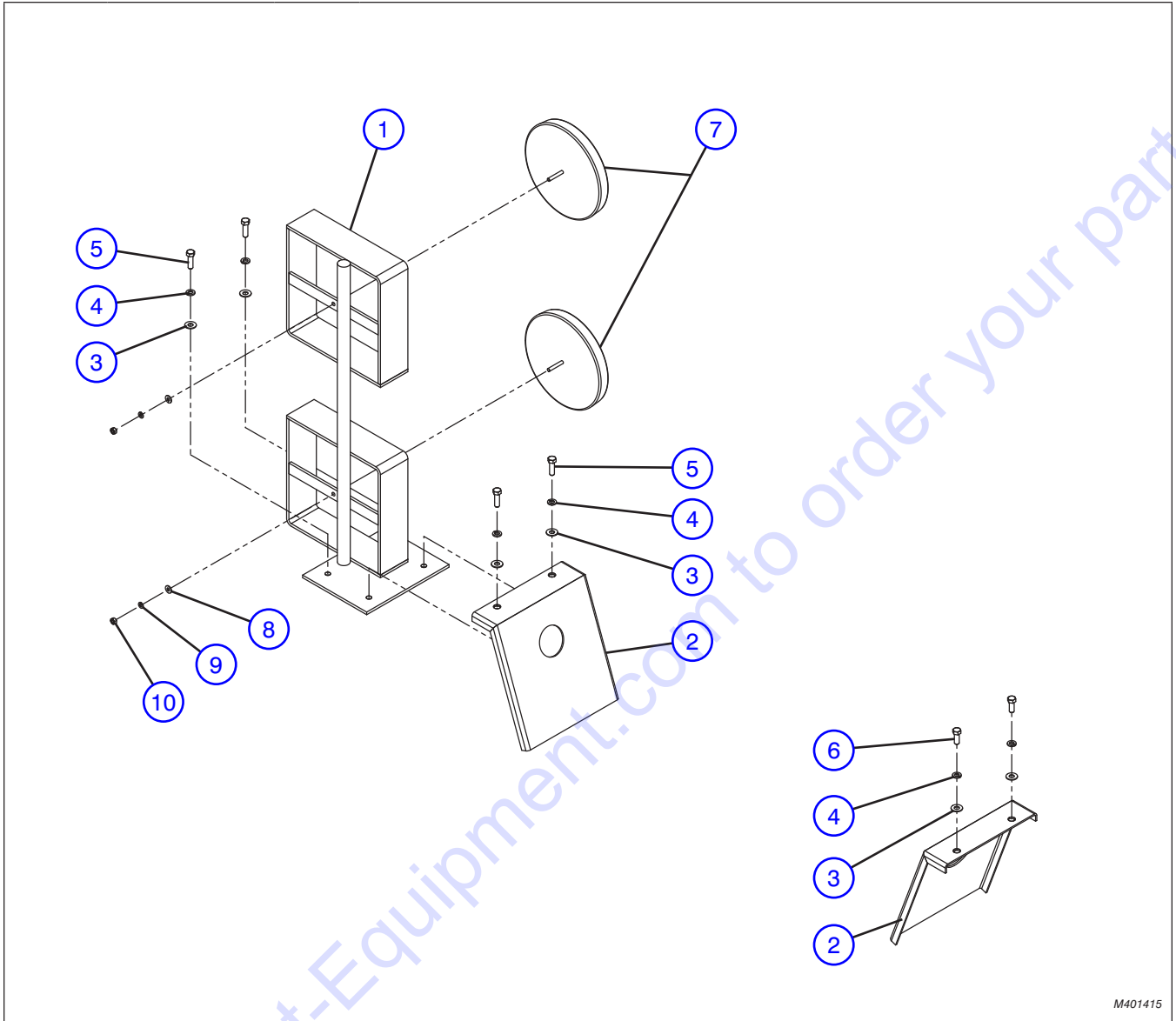


M414209AA

3.3 Hydraulic Oil Tank Assembly

Index No.	Skyjack Part No.	Qty.	Description
-	4-414209	-	ASSEMBLY, HYDRAULIC OIL TANK
1	4-412877	1	• TANK, Hydraulic oil
2	4-405252	1	• GASKET, Tank cover
3	4-412878	1	• COVER, Hydraulic oil tank
4	4-410140	1	• BREATHER
5	4-404819	1	• LEVEL GAUGE, Sight Glass
6	4-404859	1	• FILTER, Return assembly
7	4-406286	1	• FITTING, Reducer "T"
8	4-405616	1	• ADAPTER, (MNPT x MJIC 90°)
9	4-406308	1	• NIPPLE, (ext. pipe/ext. pipe)
10	4-406359	1	• ADAPTER, Coupling (FNPT)
11	4-405637	1	• ADAPTER, (MNPT X MJIC AER)
12	4-405641	2	• ADAPTER, (90° ELBOW, FNPT X MJIC)
13	4-410798	1	• PIPE, (1 1/4" NPT x 45° elbow galvanized)
14	4-410796	1	• PIPE, (1 1/4" X 1 1/4", 2" NPT galvanized)
15	4-410788	1	• FITTING, Pipe (reduction galvanized)
16	4-405625	1	• ADAPTER, (MNPT X MJIC 90°)
17	4-405585	1	• ADAPTER, (MNPT X MJIC 1" X 1" AER)
18	4-411398	1	• GAUGE, Pressure (return filter)
19	4-402103	2	• FILTER, Hydraulic oil
20	4-411626	2	• FITTING, 1 1/2" X 1 1/4" Bushing
21	4-414212	2	• PLUG, Square head 3/4" NPT
22	4-411693	17	• WASHER, LOCK (3/8" zinc)
23	4-411683	8	• SCREW, Hex head cap (3/8"-16 X 3/4" NC gr.5)
24	4-411694	9	• WASHER, FLAT (3/8" zinc)
25	4-411685	4	• SCREW, Hex head cap (3/8" X 1 1/2" NC)
26	4-411684	5	• BOLT, HEX CAP (3/8" NC X 1" gr.5 zinc)
27	4-125987	70	• FUEL, Diesel #2, colored (Not shown)
28	4-410096	350	• OIL, Hydraulic (Not shown)

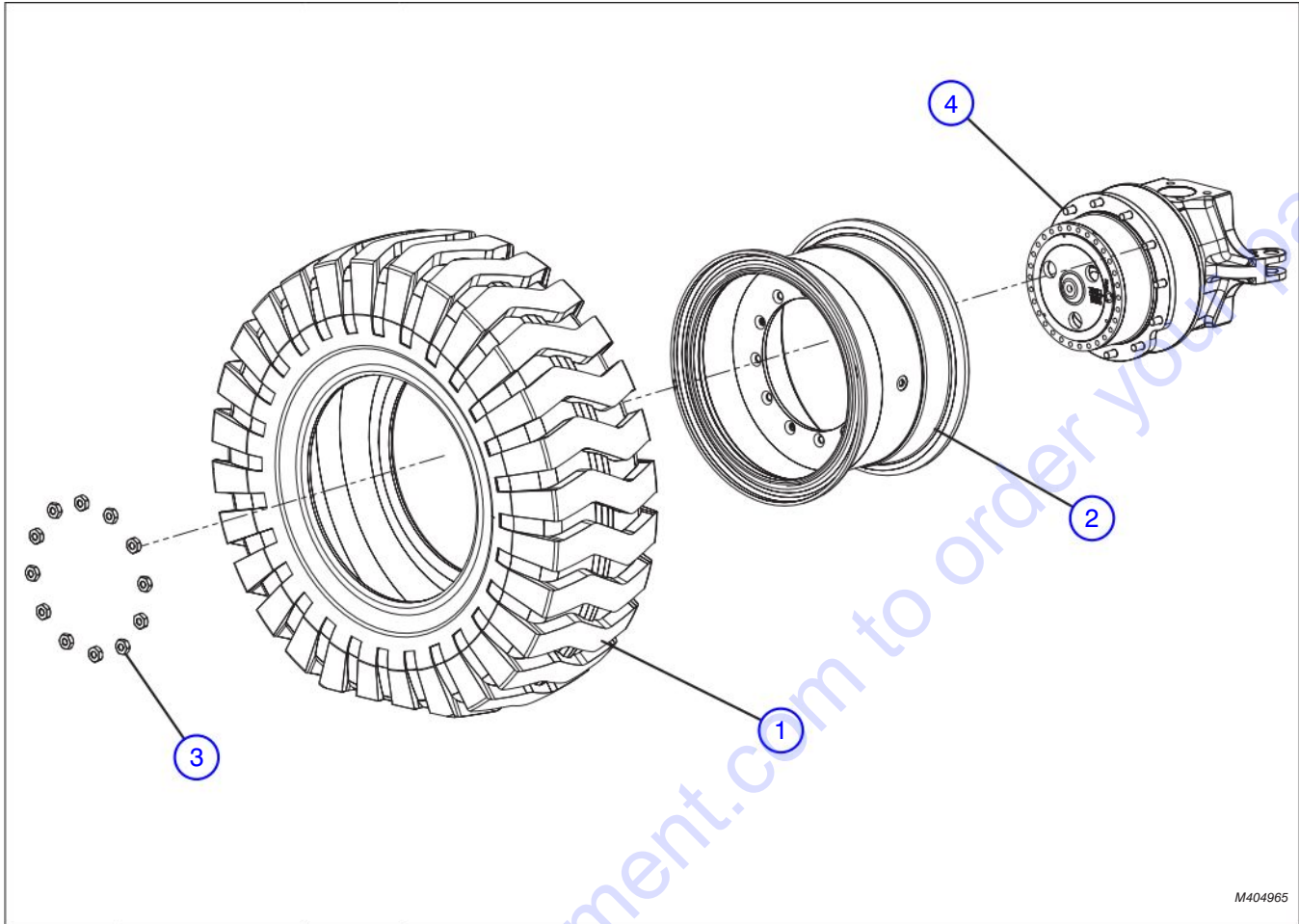
3.4 Mirror Mount Assembly



M401415

Index No.	Skyjack Part No.	Qty.	Description
-	4-401415	1	ASSEMBLY, MIRROR MOUNT
1	4-412789	1	• MOUNT, Mirror
2	4-406195	2	• PLATE, Cover
3	4-411694	6	• WASHER, Flat (3/8" ZINC)
4	4-411693	6	• WASHER, Lock (3/8" ZINC)
5	4-411696	4	• BOLT, Hex cap (3/8" NC X 1 1/4" GR.5 ZINC)
6	4-411684	2	• BOLT, Hex cap (3/8" NC X 1" GR.5 ZINC)
7	4-404611	2	• MIRROR, Round convex (8")
8	4-411667	2	• WASHER, Flat (1/4" ZINC)
9	4-411668	2	• WASHER, Lock (1/4" ZINC)
10	4-411669	2	• NUT, (1/4"-20 NC)

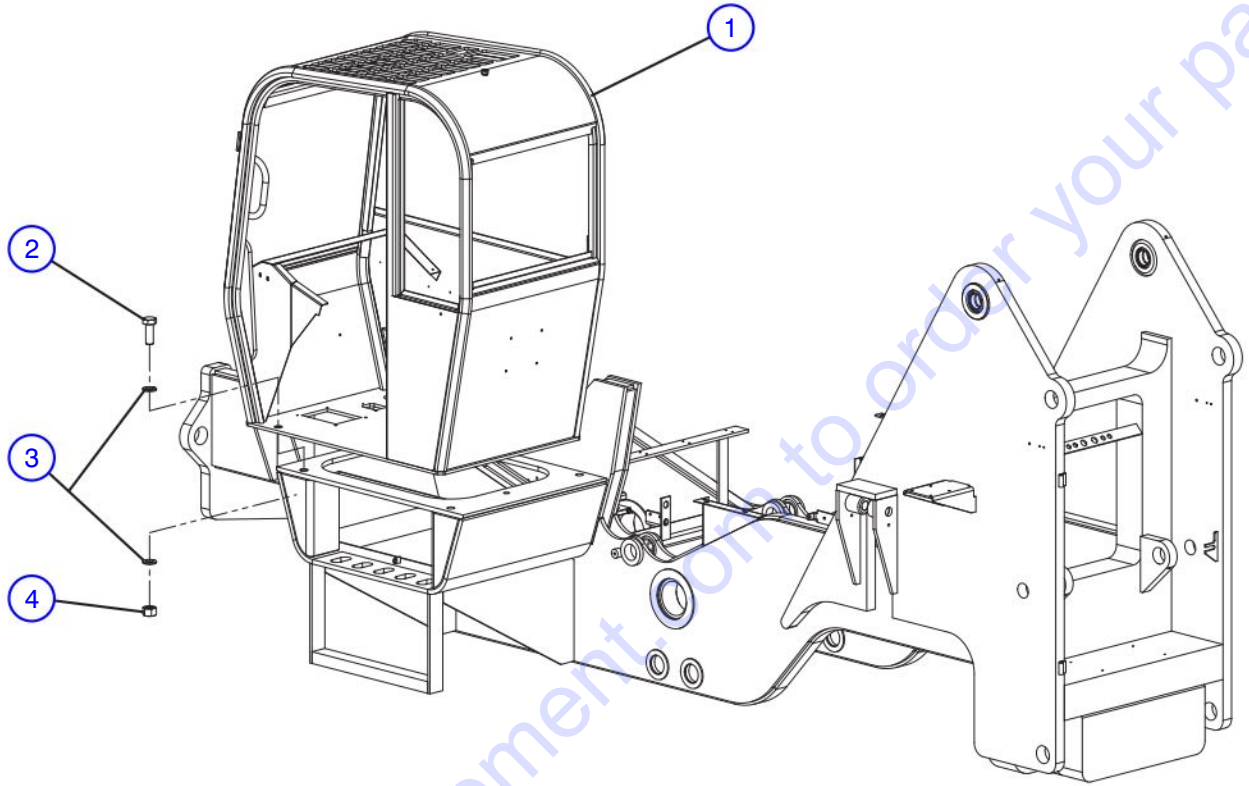
3.5 Wheel Assembly



M404965

Index No.	Skyjack Part No.	Qty.	Description
1	4-404965	1	TIRE, L3 grade tubeless (17.50 X 25, 16 ply)
2	4-412969	1	ASSEMBLY, Rim
	4-410103	1	• Rim base
	4-407838	1	• RIM Center
	4-412006	1	• O-Ring
	4-410642	1	• FLANGE
	4-411536	1	• RING, Lock
3	4-414042	12	• NUT, Wheel
4	(Ref.)	-	ASSEMBLY, Axle (For components, refer to Section 2.1)

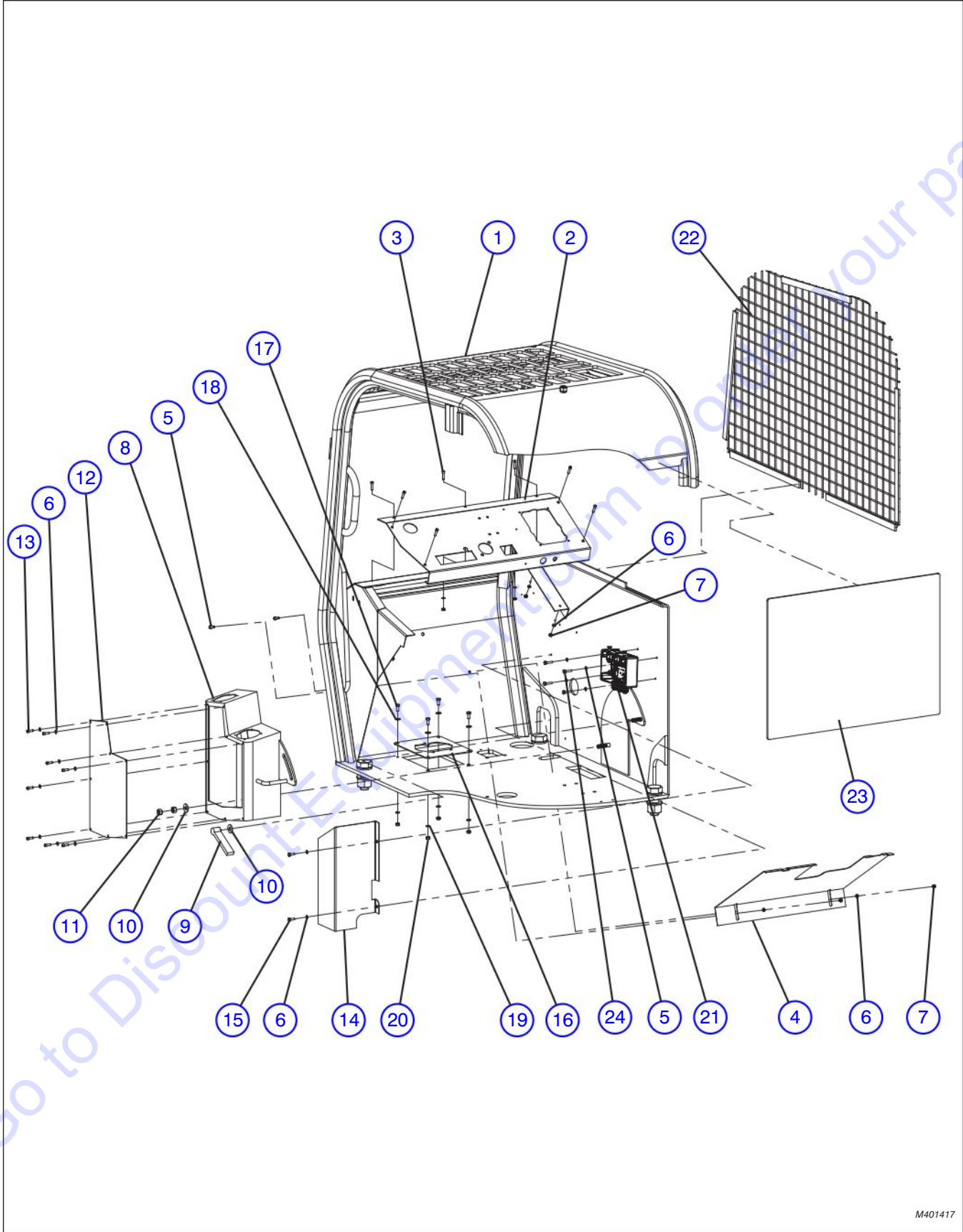
3.6 Cab Installation



M401416

Index No.	Skyjack Part No.	Qty.	Description
-	4-401416	1	ASSEMBLY, CAB INSTALLATION
1	4-410662	1	• CAB, Open ROPS MOD
2	4-411966	4	• BOLT, Hex head cap (1 1/4" NC X 3 1/2" gr.8 DICH)
3	4-411967	8	• WASHER, Flat (1 1/4" L9)
4	4-411844	4	• NUT, Lock with nylon insert (1 1/4")

3.7 Standard Cab Group

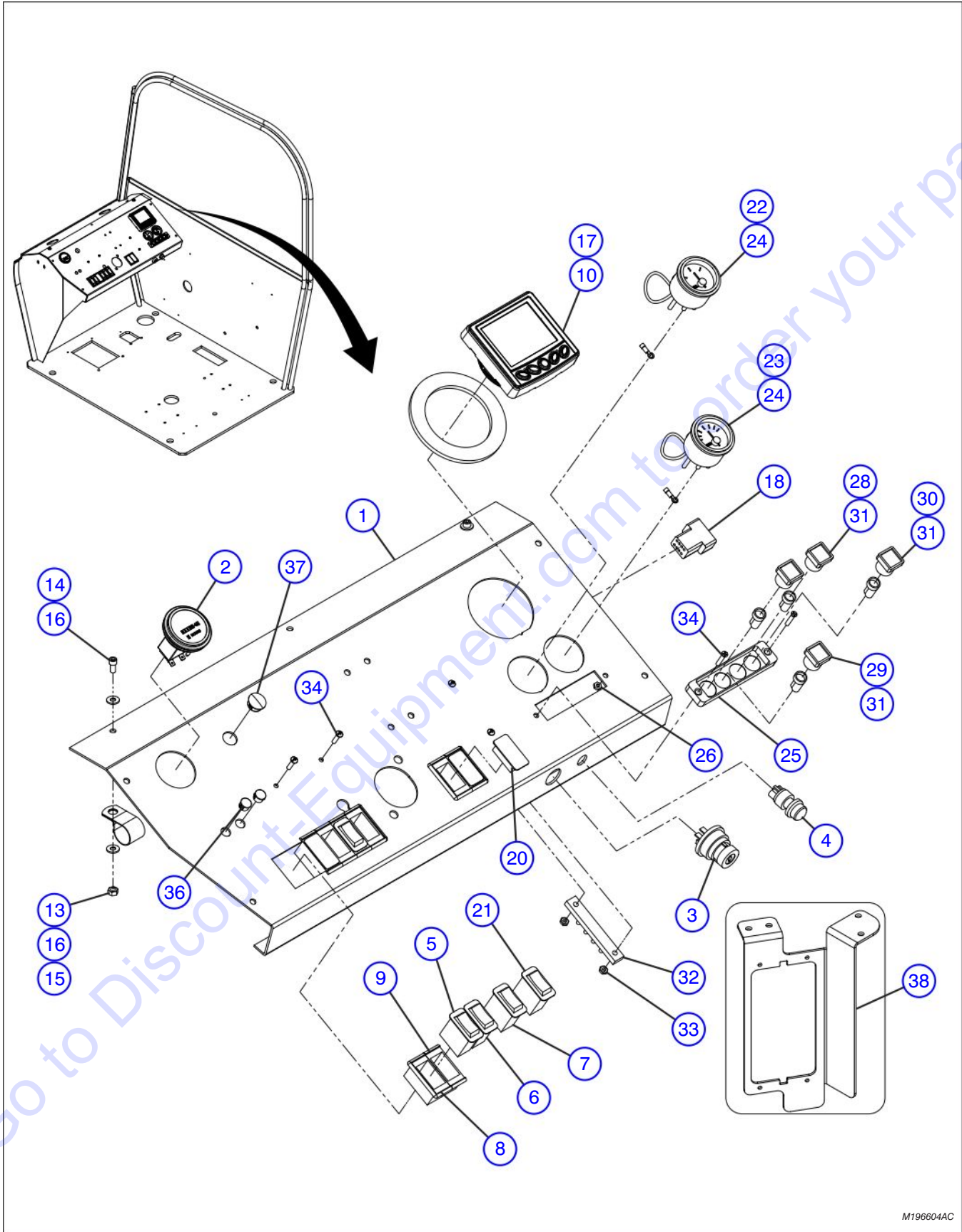


M401417

3.7 Standard Cab Group

Index No.	Skyjack Part No.	Qty.	Description
-	4-401417	1	ASSEMBLY, STANDARD CAB GROUP
1	(Ref.)	1	<ul style="list-style-type: none"> ASSEMBLY, Cab installation (For components, refer to Section 3.6)
2	4-401277	1	<ul style="list-style-type: none"> PANEL, Painted instrument (8 switch)
3	4-411898	7	<ul style="list-style-type: none"> SCREW, Socket head cap (1/4" NC X 1" stainless)
4	4-404412	1	<ul style="list-style-type: none"> COVER , Under dash (SAF-T-CAB)
5	-	4	<ul style="list-style-type: none"> WASHER, Lock (1/4" high collar)
6	4-411668	21	<ul style="list-style-type: none"> WASHER, Lock (1/4" zinc)
7	4-411669	11	<ul style="list-style-type: none"> NUT, (1/4"-20 NC)
8	4-404388	1	<ul style="list-style-type: none"> CONSOLE
9	4-408408	1	<ul style="list-style-type: none"> HANDLE, Adjustable
10	4-411718	2	<ul style="list-style-type: none"> WASHER, Flat (1/2")
11	4-411720	2	<ul style="list-style-type: none"> NUT, (1/2"-13 NC)
12	4-404386	1	<ul style="list-style-type: none"> COVER, Console
13	4-411918	8	<ul style="list-style-type: none"> SCREW, Socket head cap (1/4"NC X 3/4" stainless)
14	4-401439	1	<ul style="list-style-type: none"> PROTECTOR, Hose/cable
15	4-411659	2	<ul style="list-style-type: none"> SCREW, Hex head cap (1/4" X 3/4" NC gr.5)
16	4-404309	1	<ul style="list-style-type: none"> PLATE, Brake pedal
17	4-411672	4	<ul style="list-style-type: none"> SCREW, Hex head cap (5/16" X 3/4" NC gr.5)
18	4-411680	4	<ul style="list-style-type: none"> WASHER, Flat (5/16")
19	4-411681	4	<ul style="list-style-type: none"> WASHER, Lock (5/16" zinc)
20	4-411682	4	<ul style="list-style-type: none"> NUT, Hex (5/16" NC zinc)
21	4-402405	1	<ul style="list-style-type: none"> CONTROL BOX, (Open cab - no lights)
	4-402406	1	<ul style="list-style-type: none"> CONTROL BOX, (Enclosed cab)
	4-402407	1	<ul style="list-style-type: none"> CONTROL BOX, (Open cab - lights option)
22	4-405384	1	<ul style="list-style-type: none"> SCREEN, Right-hand (open style SAF-T-CAB)
23	4-404990	1	<ul style="list-style-type: none"> GLASS, Rear (6042)
24	-	4	<ul style="list-style-type: none"> SCREW, Socket head cap (1/4"-20 NC X 1 1/4")

3.8 Instrument Panel Assembly

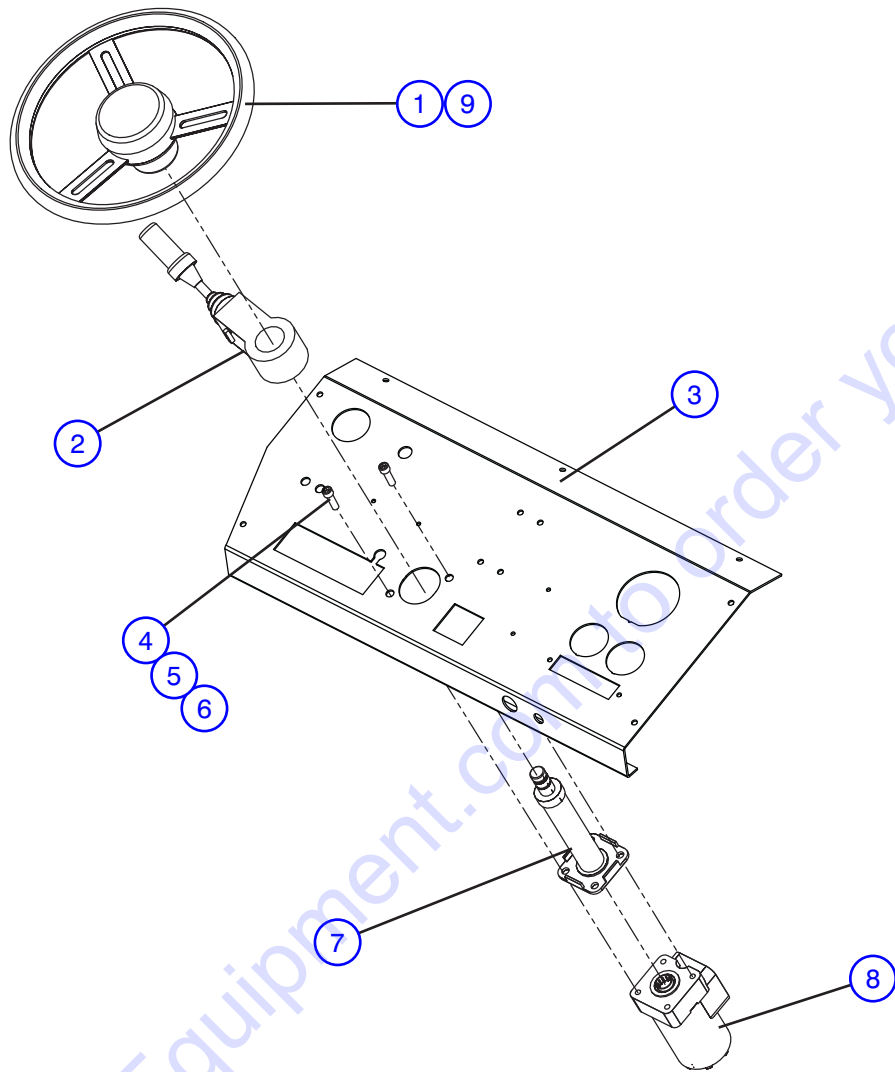


M196604AC

3.8 Instrument Panel Assembly

Index No.	Skyjack Part No.	Qty.	Description
-	4-196604	1	ASSEMBLY, Instrument Panel, Base Machine
1	4-196519	1	• PANEL, Instrument, 8 switches
2	4-103336	1	• HOURMETER, Quartz plus
3	4-409474	1	• SWITCH, Rotary, ignition
4	4-405339	1	• SWITCH, Push button, horn
5	4-407973	1	• SWITCH Turn signal/trans declutch
6	4-407974	1	• SWITCH - Steering mode
7	4-413907	1	• SWITCH, Rocker, dpdt 6 blade
8	4-408869	4	• BRACKET, Switch mounting, end
9	4-408870	4	• BRACKET, Switch mounting, centre
10	4-207930	1	• SPACER, Nylon, 5" OD x 3-1/2" ID x 1/4" TH
11	4-196598	1	• HARNESS, Cab (Not Shown)
12	4-196473	1	• WIRING, Instrument panel, base machine (Not Shown) (For components, refer to Section 8.1)
13	4-409186	2	• CLAMP, P-Type, 1.06 ID
14	4-151595	2	• SCREW, Socket head cap 1/4-20 UNC x 3/4" LG.
15	4-103980	2	• NUT, Hex, 1/4-20 UNC
16	4-411667	4	• WASHER, Flat, 1/4
17	4-207578	1	• DISPLAY, Murphy PV350, cummins T4F
18	4-402055	1	• HARNESS, Instrument cluster (Not Shown)
19	4-102892	35	• CABLE TIES
20	4-409587	3	• PLUG, Blanking
21	4-407977	2	• SWITCH, Rocker, outrigger/diff lock
22	4-407726	1	• GAUGE, S-W Fuel level
23	4-407730	1	• GAUGE, 140-320 Trans temp
24	4-119752	2	• TERMINAL, 22-16 GA. #10 Ring red
25	4-407278	1	• HOUSING, Flasher module
26	4-411950	2	• NUT, Hex mach screw zinc 8-32
27	4-411902	2	• SCREW, Pan phillips mach 8-32 x 1"
28	4-408915	2	• FLASHER, Park brake
29	4-408914	1	• FLASHER, Axle lock
30	4-170396	1	• FLASHER, Red-blank
31	4-407279	4	• SOCKET, Light kit
32	4-196603	2	• BUSS BAR
33	4-104003	4	• NUT, Machine #10-32 grade b
34	4-104698	4	• BOLT, Machine #10-32 x 3/4"
35	4-196617	1	• ASSEMBLY, Fuse block (Not Shown) (For components, refer to Section 8.2)
36	4-114377	2	• PLUG, Snap in for 1/2" hole
37	4-197246	1	• PLUG, Snap in for 3/4" hole
38	4-196265	1	BRACKET, Relay Module

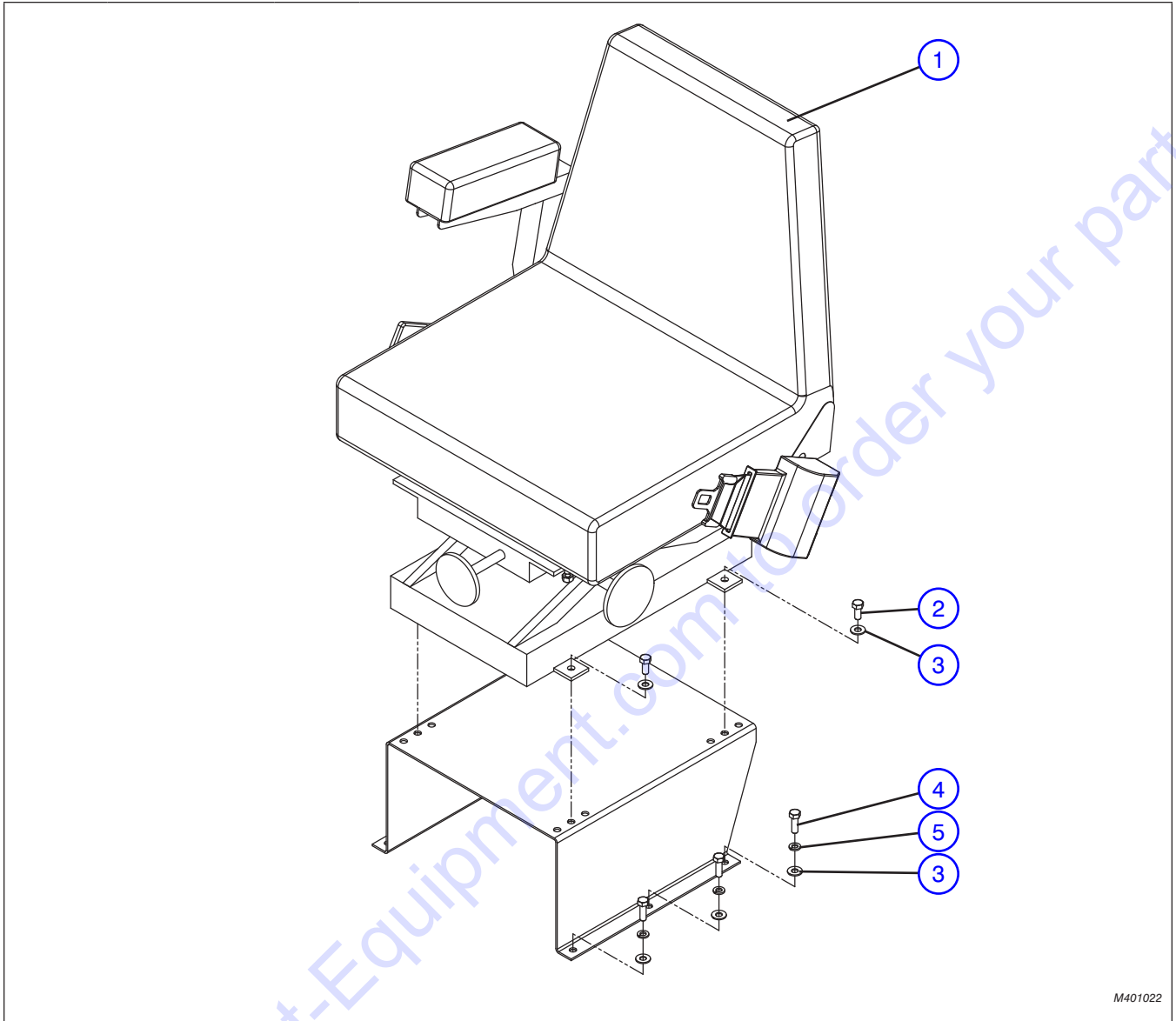
3.9 Steering Wheel Assembly



M404849-2

Index No.	Skyjack Part No.	Qty.	Description
1	4-404849	1	WHEEL, Steering
2	(Ref.)	-	SHIFTER, 3-speed (For components, refer to Section 8.4)
3	(Ref.)	-	PANEL, Dash instrument (For components, refer to Section 3.8)
4	4-411779	2	SCREW, Socket cap bare (3/8" NC X 1 1/4")
5	4-411693	2	WASHER, Lock (3/8")
6	4-411694	2	WASHER, Flat (3/8" zinc)
7	4-405711	1	COLUMN, Steering
8	(Ref.)	-	MOTOR, Steering (For components, refer to Section 4.7)
9	4-405037	1	NUT, Steering wheel

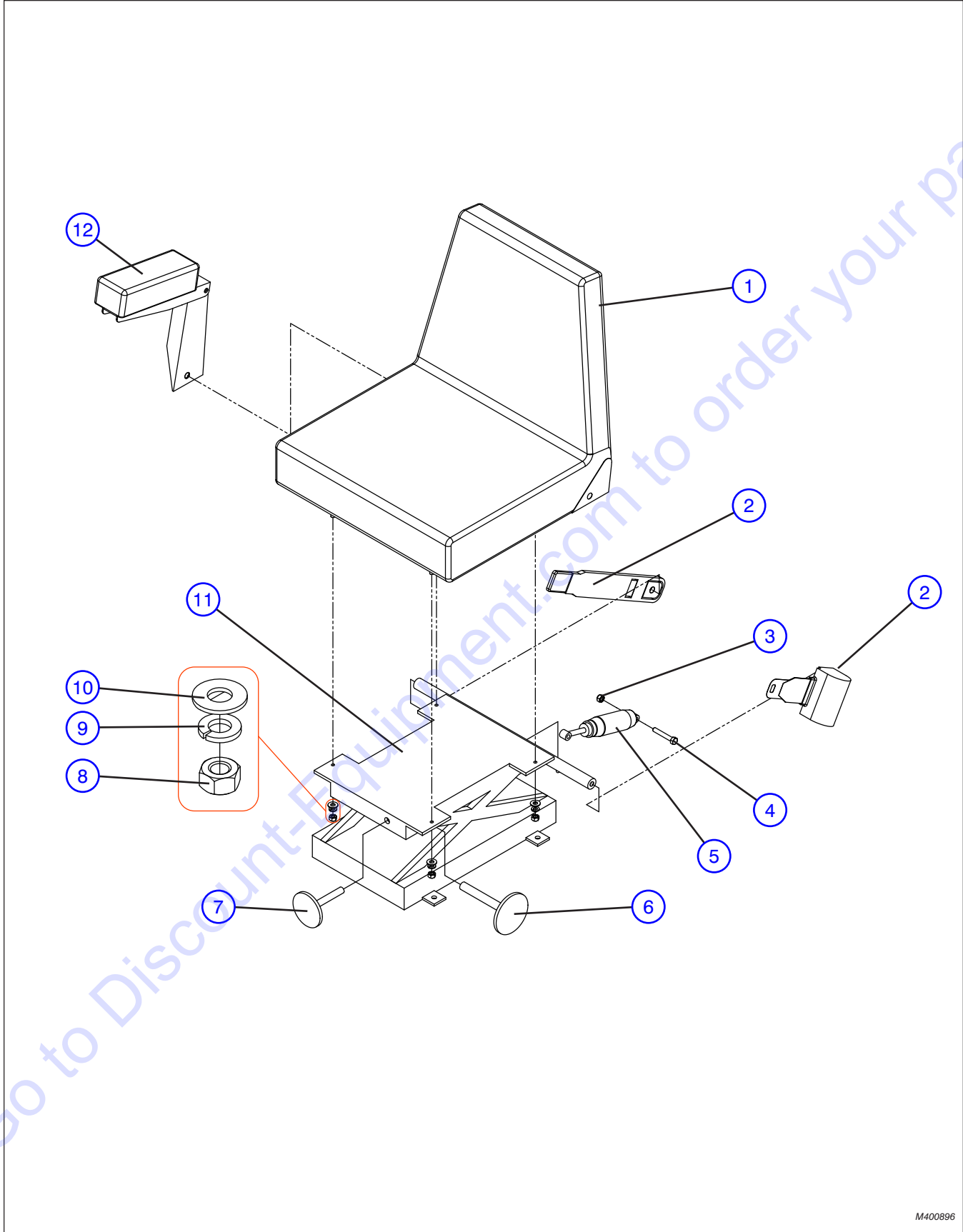
3.10 Seat Box Assembly



M401022

Index No.	Skyjack Part No.	Qty.	Description
1	(Ref.)	-	SEAT ASSEMBLY (For components, refer to Section 3.11)
2	4-411672	4	SCREW, Hex head cap (5/16" X 3/4" NC Grade 5)
3	4-411680	10	WASHER, Flat (5/16")
4	4-411673	6	SCREW, Hex head cap (5/16" X 1" NC)
5	4-411681	6	WASHER, Lock zinc (5/16")
6	4-406727	1	BOX, Seat riser

3.11 Seat Assembly



M400896

3.11 Seat Assembly

Index No.	Skyjack Part No.	Qty.	Description
A	4-400895	-	ASSEMBLY, Seat (2" seat belt)
B	4-400896	-	ASSEMBLY, Seat (3" seat belt)
1	4-404605	1	• ASSEMBLY, Seat
2	4-404656	1	• SEAT BELT, Retractable w/o collar (2"), A
	4-400812	1	• SEAT BELT, Retractable w/o collar (3"), B
3	4-411897	2	• NUT, Lock (5/16"-18 NC)
4	4-411675	2	• SCREW, Hex head cap (5/16"-18 X 2" Grade 5 UNC)
5	4-408643	1	• SHOCK, Riser seat
6	4-407103	1	• KNOB, Height adjustment
7	4-407104	1	• KNOB, Ride adjustment
8	4-411682	4	• NUT, Hex zinc (5/16" NC)
9	4-411681	4	• WASHER, Lock zinc (5/16")
10	4-411680	4	• WASHER, Flat (5/16")
11	4-404606	1	• BOX, Riser seat
12	4-404601	1	• ARM-Rest, RH

4.0 VALVES AND MANIFOLDS RELATED PARTS

Front Joystick Controller Assembly 4.13



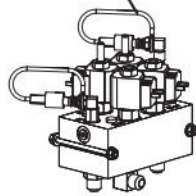
Rear Joystick Controller Assembly 4.14



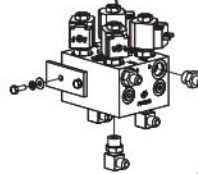
Throttle Pedal Assembly 4.15



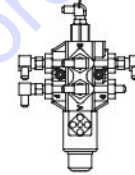
Axle Lock Valve Assembly 4.10



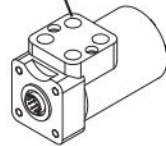
Frame Level Control Valve Assembly 4.11



Diverter Valve Assembly 4.12




Steering Motor Assembly 4.7



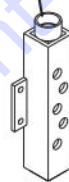
Charge Accumulators Assembly 4.8



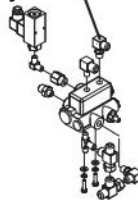
Dual Charge Brake Pedal Assembly 4.9



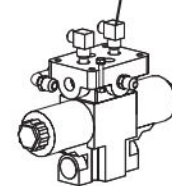
Return Manifold Assembly 4.4



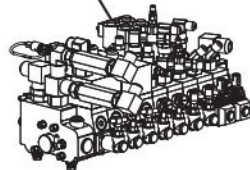
Brake Charge Valve Assembly 4.5



Steering Function Valve Assembly 4.6



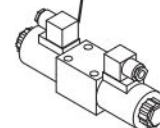
Main Valve Assembly 4.1



Priority Valve Assembly 4.2

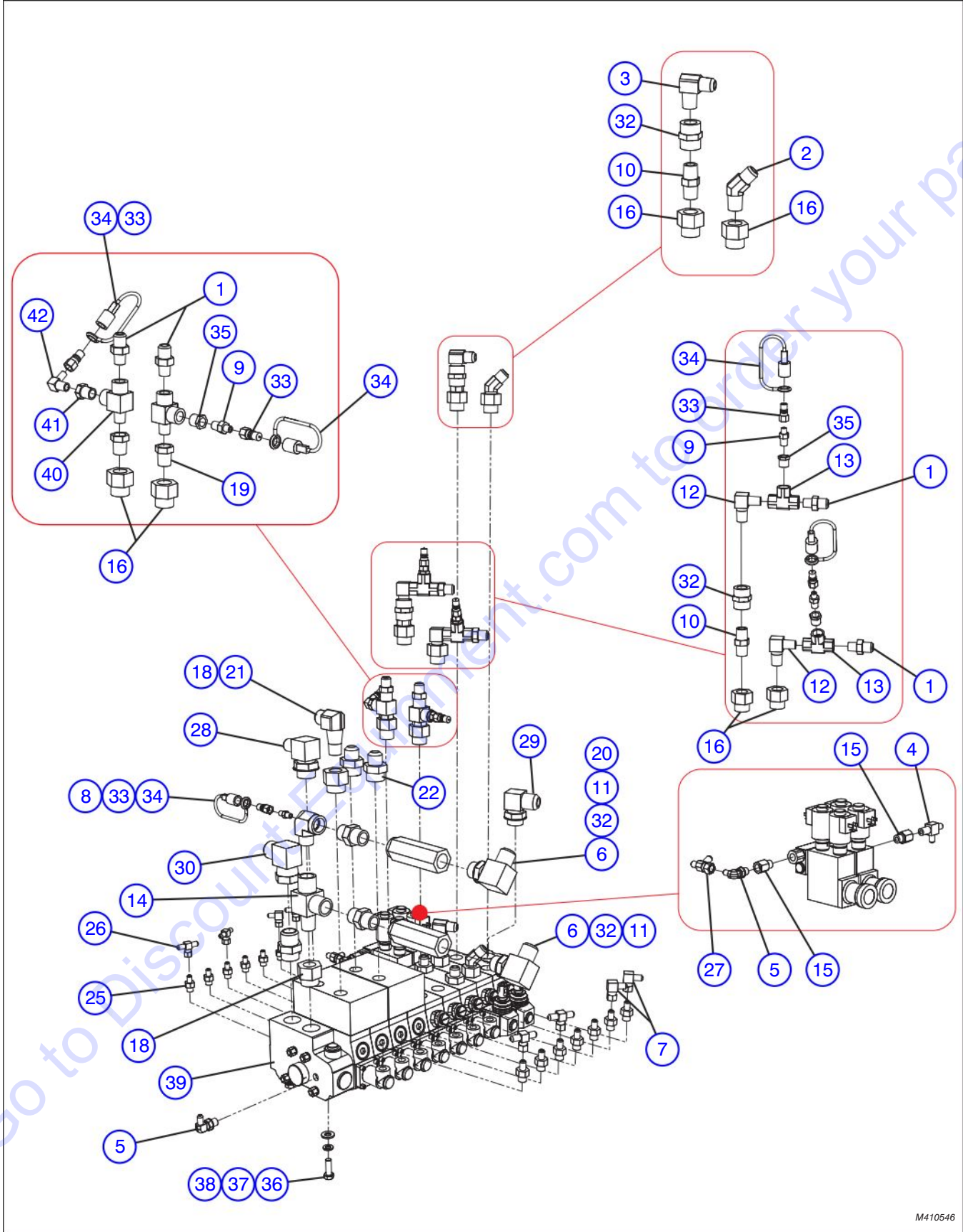


Brake Valve Assembly 4.3



M410546 M402092 M410566 M400947 M409624 M410565 M412831 M414197 M406450 M403339 M409625 M414198 M401349 M401473 M152201

4.1 Main Valve Assembly

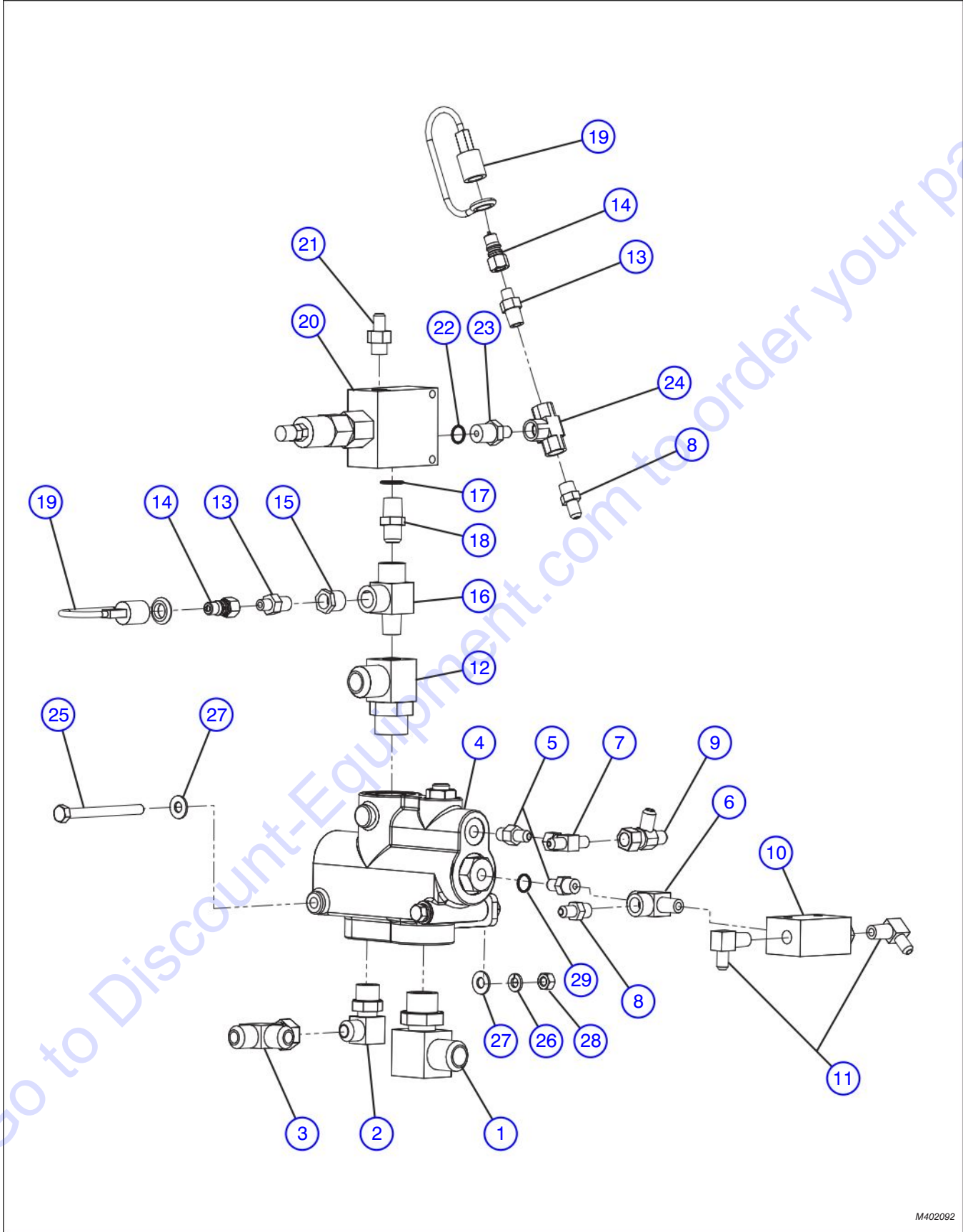


M410546

4.1 Main Valve Assembly

Index No.	Skyjack Part No.	Qty.	Description
1	4-405595	4	FITTING, External pipe (37° flare)
2	4-405612	2	ADAPTER, 45° AER (MNPT X MJIC)
3	4-405637	2	ADAPTER, MNPT X MJIC, AER
4	4-405674	1	FITTING, External (OIOE, 37° flare)
5	4-406252	2	FITTING, (O-ring, SAE 37° flare)
6	4-406243	2	ADAPTER, (3/4" MORB X 3/4" MJIC 90°)
7	4-406274	4	FITTING, Swivel (37° flare/flare)
8	4-406302	1	FITTING, External pipe/external pipe
9	4-406304	2	FITTING, External pipe/external pipe
10	4-406308	3	FITTING, External pipe
11	4-406300	2	ADAPTER, NPT/NPT
12	4-406318	2	ADAPTER, Elbow (90° MNPT)
13	4-406332	2	FITTING, Tee (internal pipe/internal pipe)
14	4-406344	1	ADAPTER, Tee (MNPT X FNPT X FNPT)
15	4-406559	1	ADAPTER, FNPT X MORB
16	4-406564	8	ADAPTER, FNPT X Male o-ring
17	4-406553	2	FITTING, SAE (o-ring NPT)
18	4-406555	2	ADAPTER, FNPT X MORB
19	4-406290	2	ADAPTER, MNPT to FNPT
20	4-404069	1	ADAPTER, Tapped pipe (external/internal)
21	4-405613	1	ADAPTER, MNPT X MJIC 90° long)
22	4-405650	2	FITTING, O-ring (37° flare)
23	4-405651	2	FITTING, O-ring (37° flare SAE)
24	4-405652	1	ADAPTER, ORB X MJIC
25	4-405660	14	ADAPTER, MJIX X MORB
26	4-405700	4	FITTING, Swivel (37° flare/37° flare)
27	4-405702	1	FITTING, Swivel (Tee)
28	4-406246	1	FITTING, 90° (SAE o-ring to MJIC)
29	4-406247	1	ADAPTER, Elbow (90° ORB to MJIC)
30	4-406273	1	ADAPTER, Elbow (90° MJIC X FJIC)
31	4-406359	3	ADAPTER, Coupling (FNPT)
32	4-407479	2	VALVE, Check
33	4-410716	4	QUICK DISCONNECT, (Male half)
34	4-410719	4	CAP, Dust (quick coupler)
35	4-413133	3	REDUCER, (3/8" X 1/4")
36	4-411810	4	SCREW, Hex head cap (M10-1.50 X 30)
37	4-411815	4	WASHER, Lock (M10)
38	4-411831	4	WASHER, Flat (7/16" gr.9 zinc DICH)
39	-	1	BLOCK, Main valve (pilot control, 7 section) (For components, refer to Section 4.16)
40	4-406347	2	FITTING, Tee (external pipe/internal pipe)
41	4-406288	1	REDUCER, NPT
42	4-406315	1	ADAPTER, MNPT (90°)
43	4-406634	2	CONNECTOR, Hirschmann (Not Shown)

4.2 Priority Valve Assembly



M402092

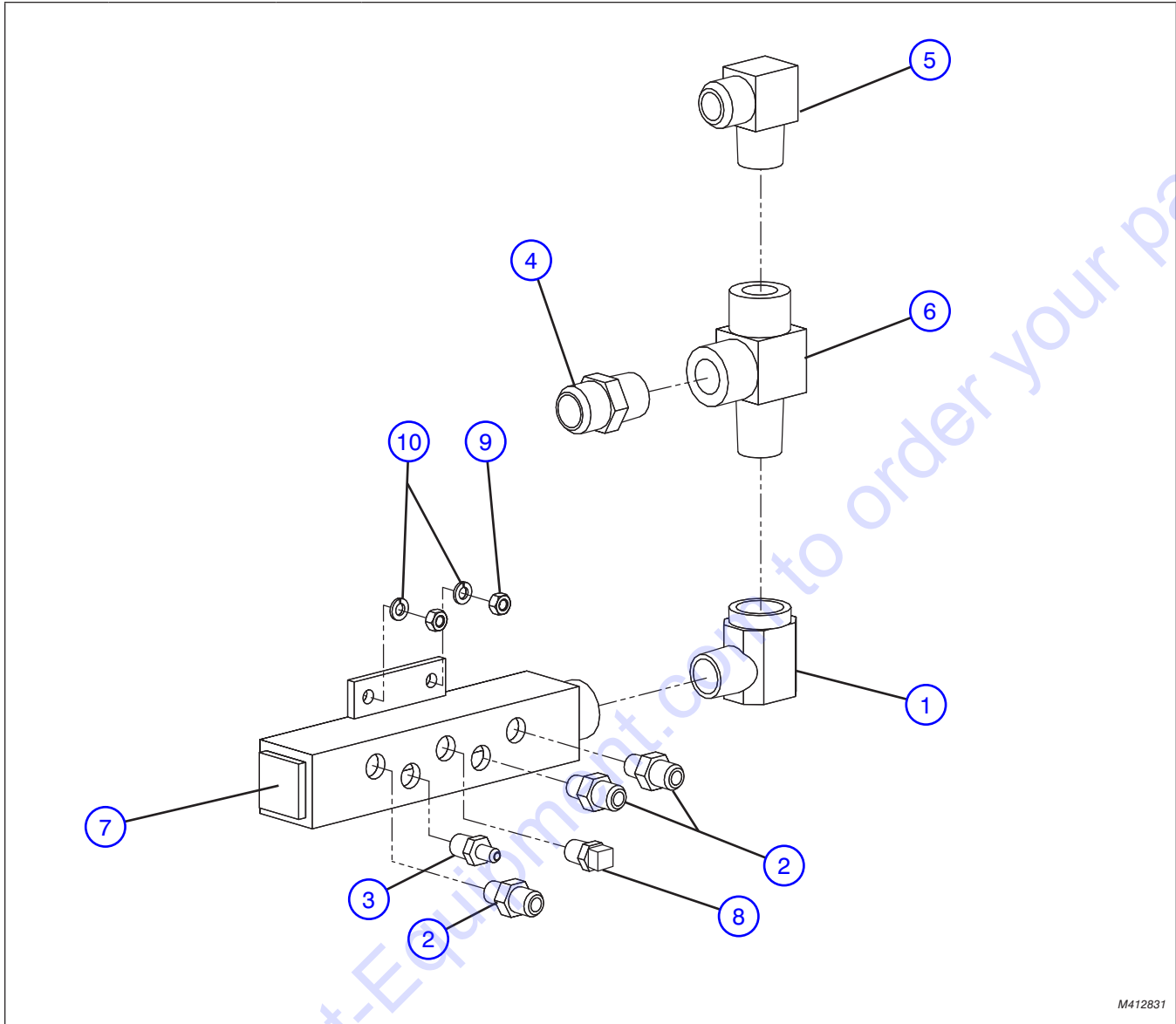
4.2 Priority Valve Assembly

Index No.	Skyjack Part No.	Qty.	Description
-	4-414195	1	SUB-ASSEMBLY, PRIORITY VALVE HYDRAULIC
1	4-406243	1	• ADAPTER, (3/4" MORB X 3/4" MJIC 90°)
2	4-406257	1	• FITTING, (1/2" MORB X 1/2" MJIC 90°)
3	4-405703	1	• FITTING, Swivel (Tee 37° flare, 37° flare)
4	4-402092	1	• VALVE, priority (M+S static signal type)
5	4-405658	2	• FITTING, Ring (37° flare / flare SAE)
6	4-406346	1	• FITTING, Tee (NPT/FNPT/FNPT)
7	4-405700	1	• FITTING, Swivel (37° flare/37° flare)
8	4-405589	2	• ADAPTER, MNPT X MJIC
9	4-405702	1	• FITTING, Swivel (Tee)
10	4-412740	1	• VALVE, Check (2 way)
11	4-405629	2	• ADAPTER, Elbow (90° MNPT X MJIC)
12	4-404073	1	• ADAPTER, Plug
13	4-406304	2	• FITTING, External pipe/internal pipe
14	4-410717	2	• QUICK DISCONNECT, (Male half)
15	4-413133	1	• REDUCER, (1/4" X 3/8")
16	4-406347	1	• FITTING, Tee (external pipe/internal pipe)
17	4-406628	1	• O-ring (1/2")
18	4-405594	1	• ADAPTER, (3/8" X 3/8" AER MNPT X MJIC)
19	4-410719	4	• CAP, Dust (quick coupler)
20	4-412276	1	• VALVE, Pressure reducing
21	4-405660	1	• ADAPTER, MJIX X MORB
22	4-406622	1	• O-ring, (3/8")
23	4-405590	1	• ADAPTER, MNPT X MJIC
24	4-157845	1	• FITTING, Tee (internal pipe/internal pipe)
25	4-103863	2	• BOLT, Hex head cap (1/4"-20 X 3 1/2" gr.5)
26	4-104000	2	• WASHER, Lock (1/4")
27	4-103995	4	• WASHER, Flat (1/4")
28	4-103980	2	• NUT, Hex head (1/4"-20 gr. 5)
29	4-406627	1	• O-ring

4.3 Brake Valve Assembly

Index No.	Skyjack Part No.	Qty.	Description
-	4-414202	1	SUB-ASSEMBLY, SERVICE BRAKE VALVE HYDRAULIC
1	4-410565	1	• VALVE, Park Brake
2	4-411547	1	• PLATE, Sub
3	4-406316	1	• ELBOW, MNPT/MNPT
4	4-406304	1	• FITTING, External pipe/external pipe
5	4-405589	2	• ADAPTER, MNPT X MJIC
6	4-410643	1	• VALVE, Flow restricter
7	4-412740	1	• VALVE, Check (2-way)
8	4-405629	2	• ADAPTER, Elbow (90° MNPT X MJIC)
9	4-405628	1	• ADAPTER, Elbow (90° MNPT X MJIC)
10	4-103859	2	• BOLT, Hex head cap (1/4"-20 X 1 1/2" gr.5)
11	4-103980	2	• NUT, Hex (1/4"-20 X gr.5)
12	4-104000	2	• WASHER, Lock (1/4")

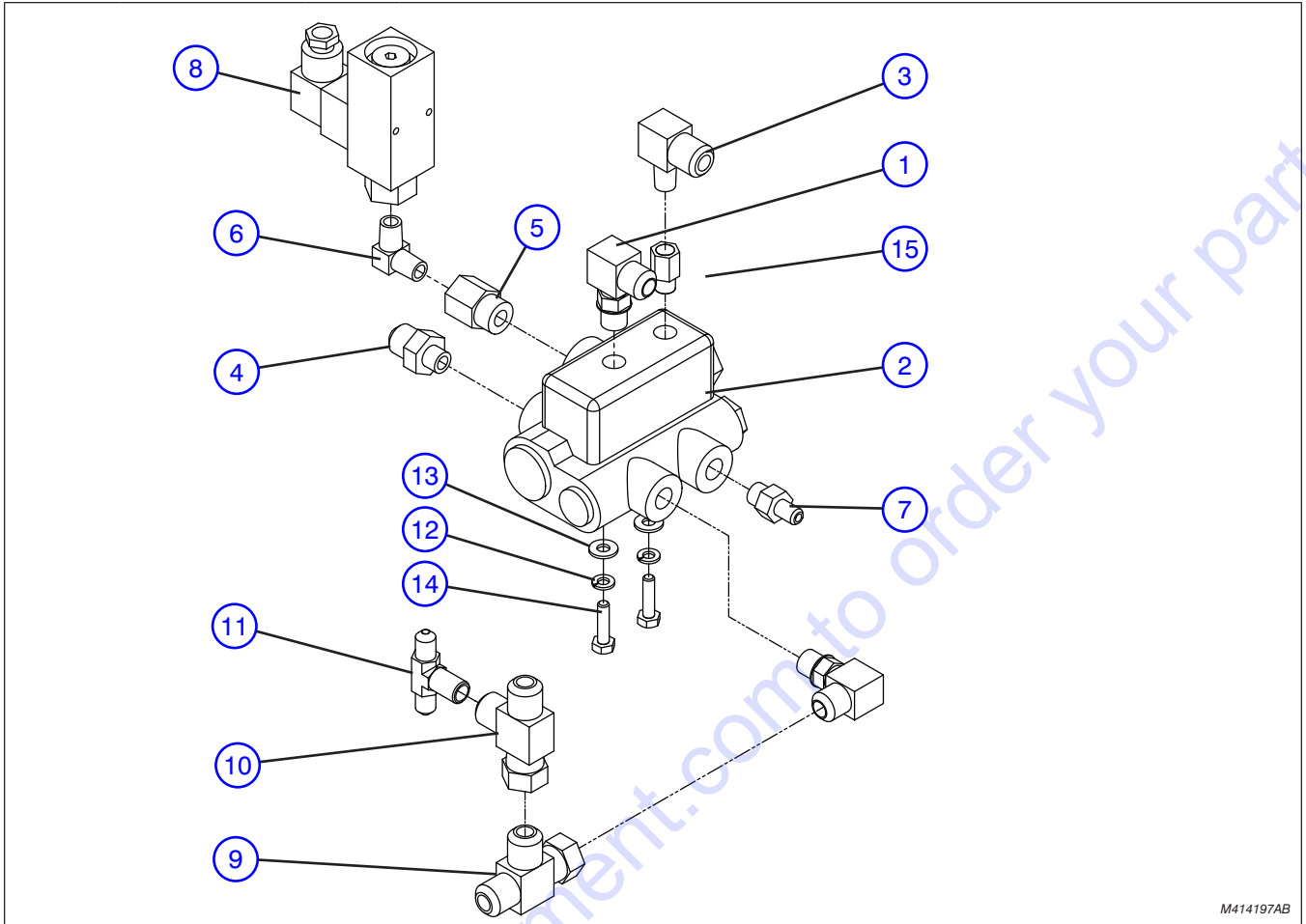
4.4 Return Manifold Assembly



M412831

Index No.	Skyjack Part No.	Qty.	Description
-	4-414200	1	SUB-ASSEMBLY, RETURN MANIFOLD HYDRAULIC
1	4-406326	1	• ADAPTER, Elbow (90° MNPT X FNPT)
2	4-405595	3	• FITTING, External pipe (37° flare)
3	4-405593	1	• ADAPTER, MNPT X MJIC
4	4-405585	1	• ADAPTER, MNPT X MJIC (1" X 1" AER)
5	4-405625	1	• ADAPTER, MNPT X MJIC (90°)
6	4-406345	1	• FITTING, Tee (external pipe/internal pipe)
7	4-412831	1	• WELDMENT, Return manifold
8	4-410791	1	• PLUG, Square (3/8" NPT)
9	4-103984	2	• NUT, Hex (5/16"-18)
10	4-103966	2	• WASHER, Lock (5/16")

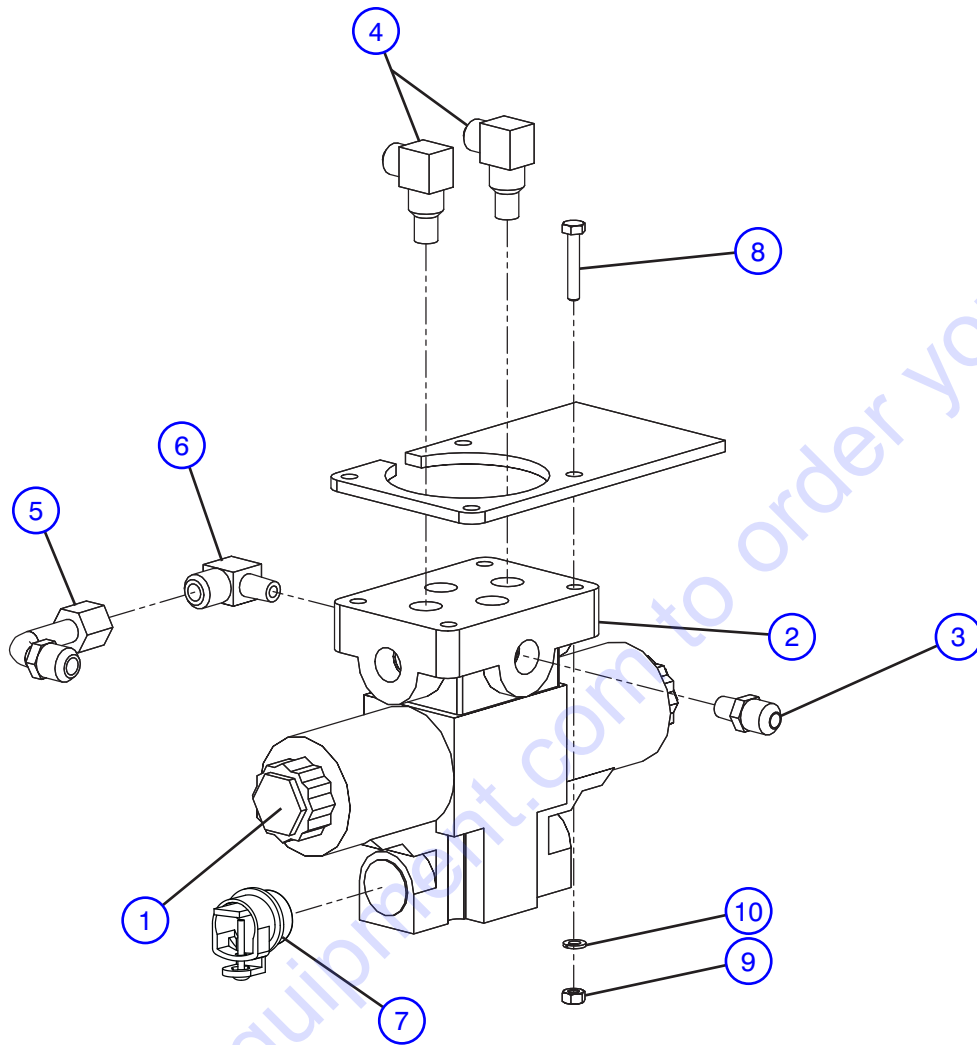
4.5 Brake Charge Valve Assembly



M414197AB

Index No.	Skyjack Part No.	Qty.	Description
-	4-414197	1	SUB-ASSEMBLY, BRAKE CHARGE VALVE
1	4-406254	2	• FITTING, O-ring (BOSE 37° flare SAE)
2	4-403342	1	• VALVE, Dual Brake charge
3	4-405631	1	• FITTING, External pipe (37° flare)
4	4-405662	1	• FITTING, O-ring (37° flare SAE)
5	4-406562	1	• ADAPTER, FNPT/MORB
6	4-406316	1	• ELBOW, MNPT/MNPT
7	4-405660	1	• ADAPTER, MJIX x MORB
8	4-410548	1	• SWITCH, Pressure
9	4-405703	1	• ADAPTER, Swivel (37° flare / 37° flare)
10	4-404044	1	• CONNECTOR, Tee drain
11	4-405694	1	• ADAPTER, External pipe (37° flare)
12	4-104000	2	• WASHER, Lock (1/4")
13	4-103995	2	• WASHER, Flat (1/4")
14	4-103857	2	• BOLT, Hex head (1/4"-20 X 1" gr.5)
15	4-406559	2	• ADAPTER, Straight O-ring (FNTP - MSAE)

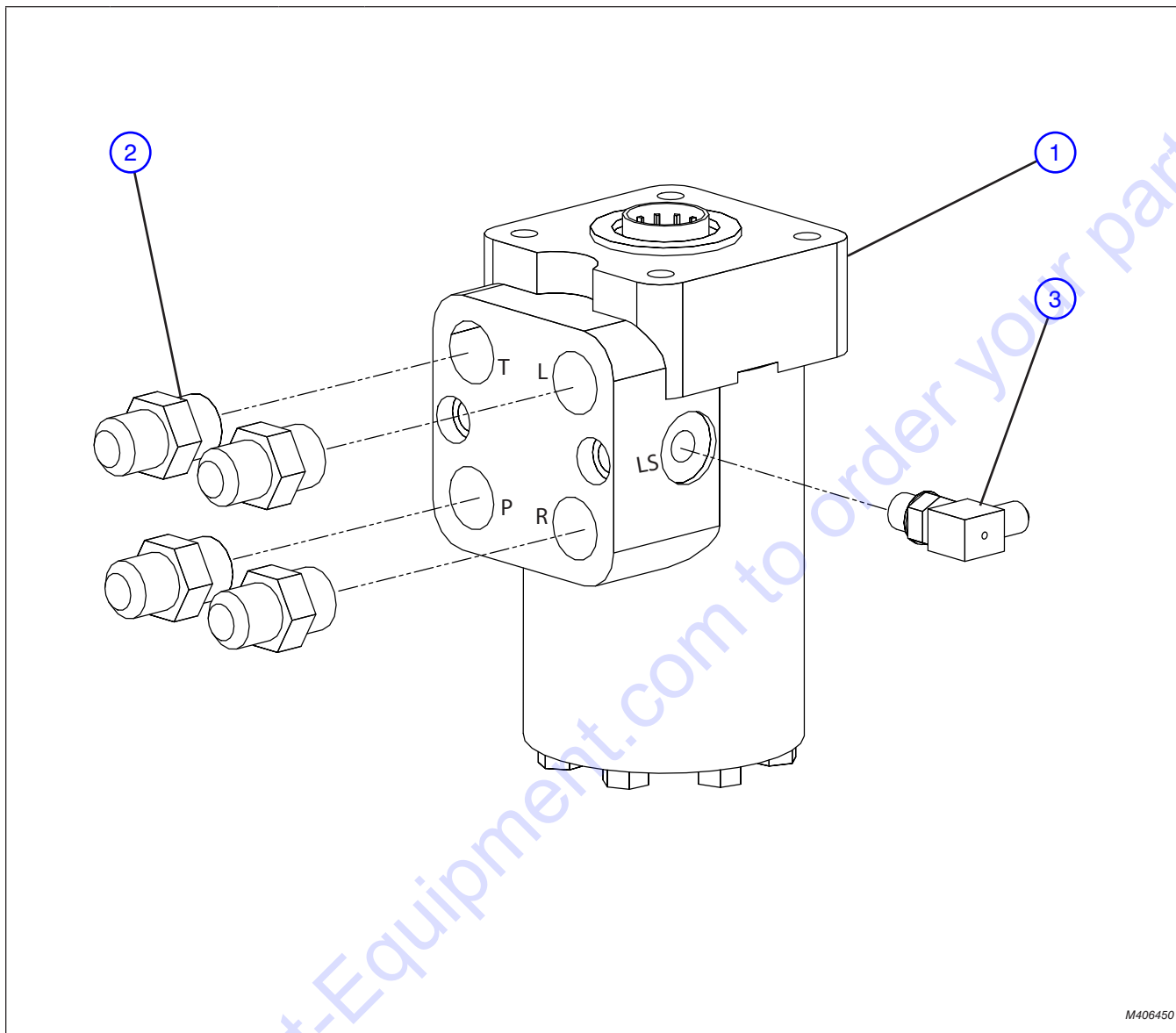
4.6 Steering Function Valve Assembly



M410566_1

Index No.	Skyjack Part No.	Qty.	Description
-	4-414201	1	SUB-ASSEMBLY, STEER VALVE HYDRAULIC
1	4-410566	1	• VALVE, Steer/Frame function
2	4-411547	1	• PLATE, Sub
3	4-405591	1	• FITTING, External pipe (37° flare)
4	4-405615	2	• FITTING, External pipe (37° flare)
5	4-407803	1	• FITTING, Swivel (37° flare, 37° flare)
6	4-405631	1	• FITTING, External pipe (37° flare)
7	4-412570	1	• FITTING, 1/2 box connector
8	4-103859	2	• BOLT, Hex head cap (1/4"-20 X 1 1/2" gr.5)
9	4-103980	2	• NUT, Hex (1/4"-20 X gr.5)
10	4-104000	2	• WASHER, Lock (1/4")

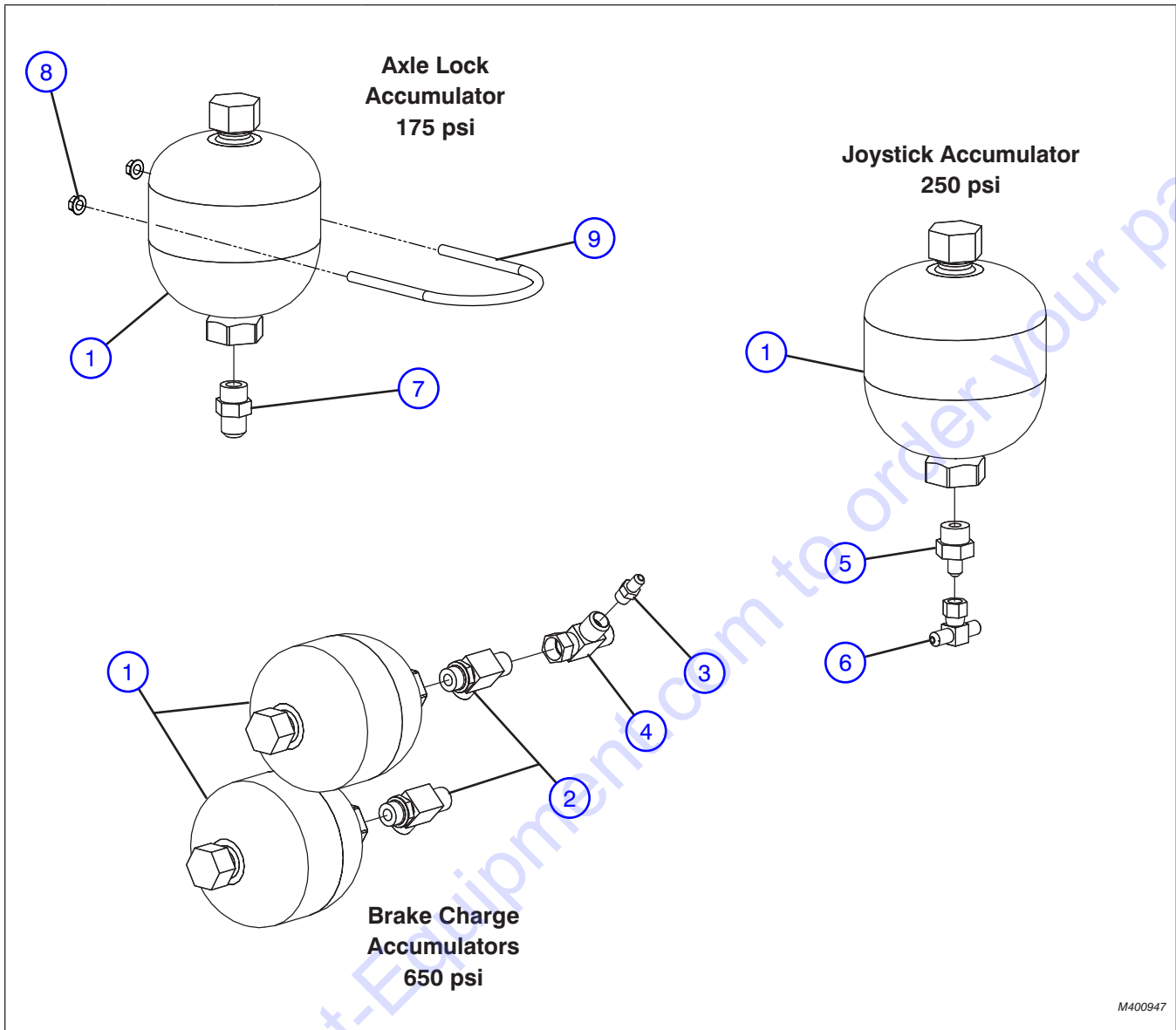
4.7 Steering Motor Assembly



M406450

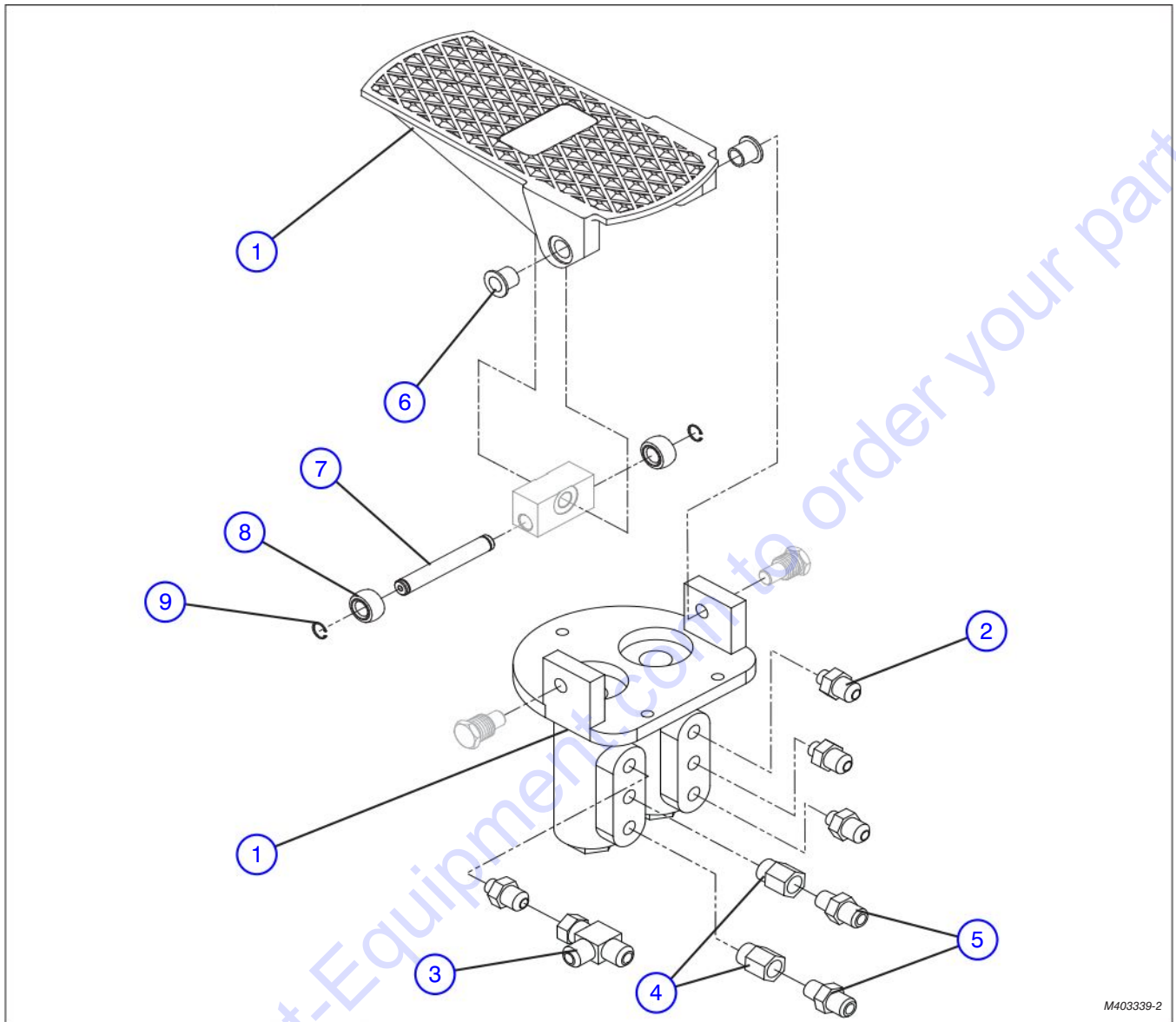
Index No.	Skyjack Part No.	Qty.	Description
1	4-406450	1	MOTOR, Steering
2	4-405666	4	SAE O-ring 37° flare
3	4-406251	1	SAE O-ring (adjustable) 37° flare

4.8 Charge Accumulators Assembly



Index No.	Skyjack Part No.	Qty.	Description
1	4-400947	4	ACCUMULATOR (Diaphragm (0.75 L, low temp)
2	4-405690	2	ADAPTER, Tee (MORB X MJIC)
3	4-405589	1	ADAPTER, MNPT X MJIC
4	4-404044	1	CONNECTOR, Drain tee
5	4-405664	1	ADAPTER, MORB X MJIC AER
6	4-405700	1	FITTING, Swivel (37° flare, 37° flare)
7	4-405666	1	FITTING, O-ring (SAE 37° flare)
8	4-411695	8	NUT, Hex (3/8" NC)
9	4-411651	4	U-Bolt

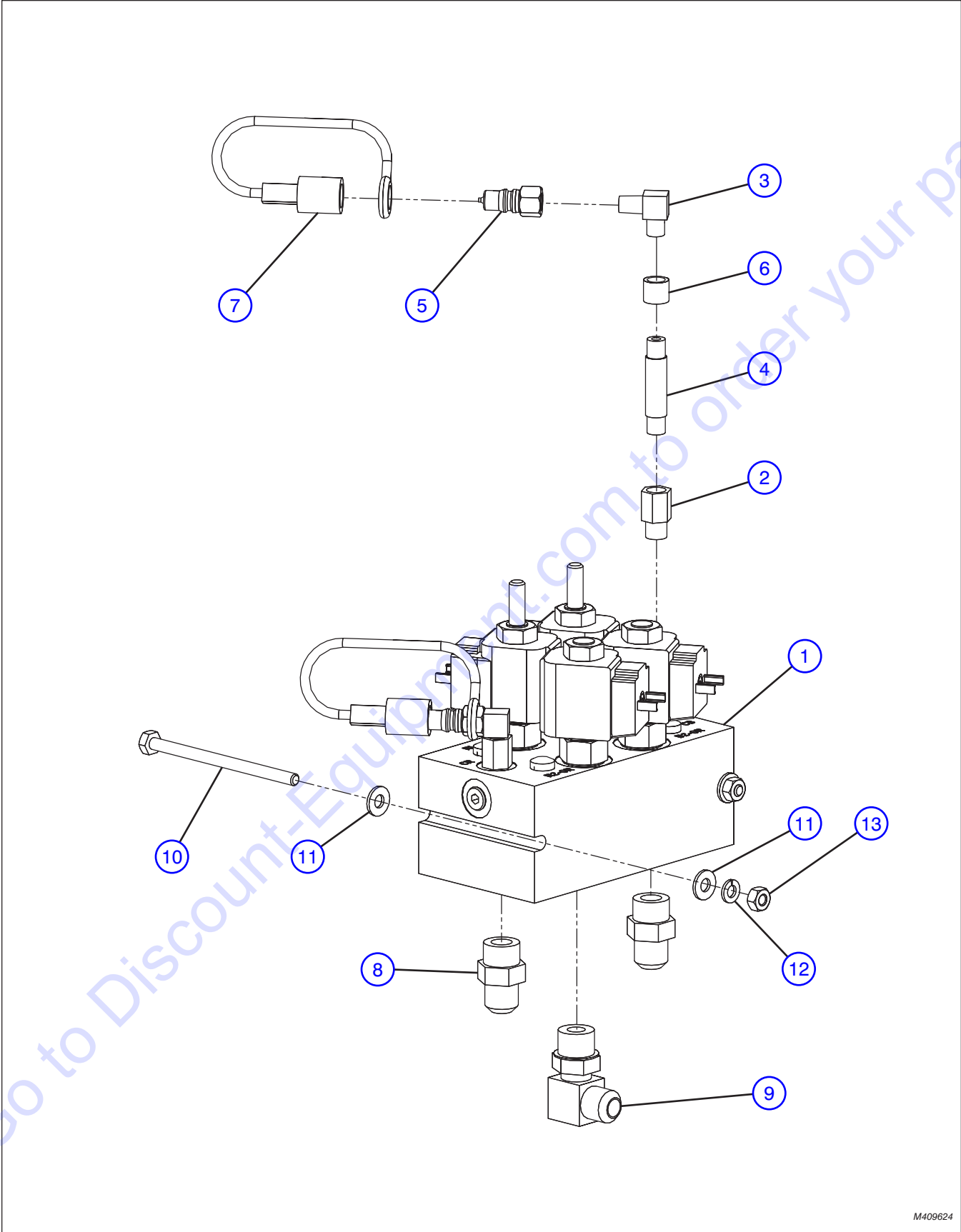
4.9 Dual Charge Brake Pedal Assembly



M403339-2

Index No.	Skyjack Part No.	Qty.	Description
1	4-403338	1	VALVE, Dual brake pedal
2	4-405662	4	FITTING, SAE O-Ring 37° flare
3	4-405703	1	FITTING, SAE O-Ring BOSS 37° flare
4	4-406562	2	PIPE, Internal SAE O-Ring BOSS
5	4-405595	2	PIPE, External 37° flare
6	4-196085	2	BEARING, Dual brake pedal
7	4-196087	1	PIN, Dual brake pedal
8	4-196088	2	CAM, Dual brake pedal
9	4-196090	2	RETAINING RING, Dual brake pedal

4.10 Axle Lock Valve Assembly

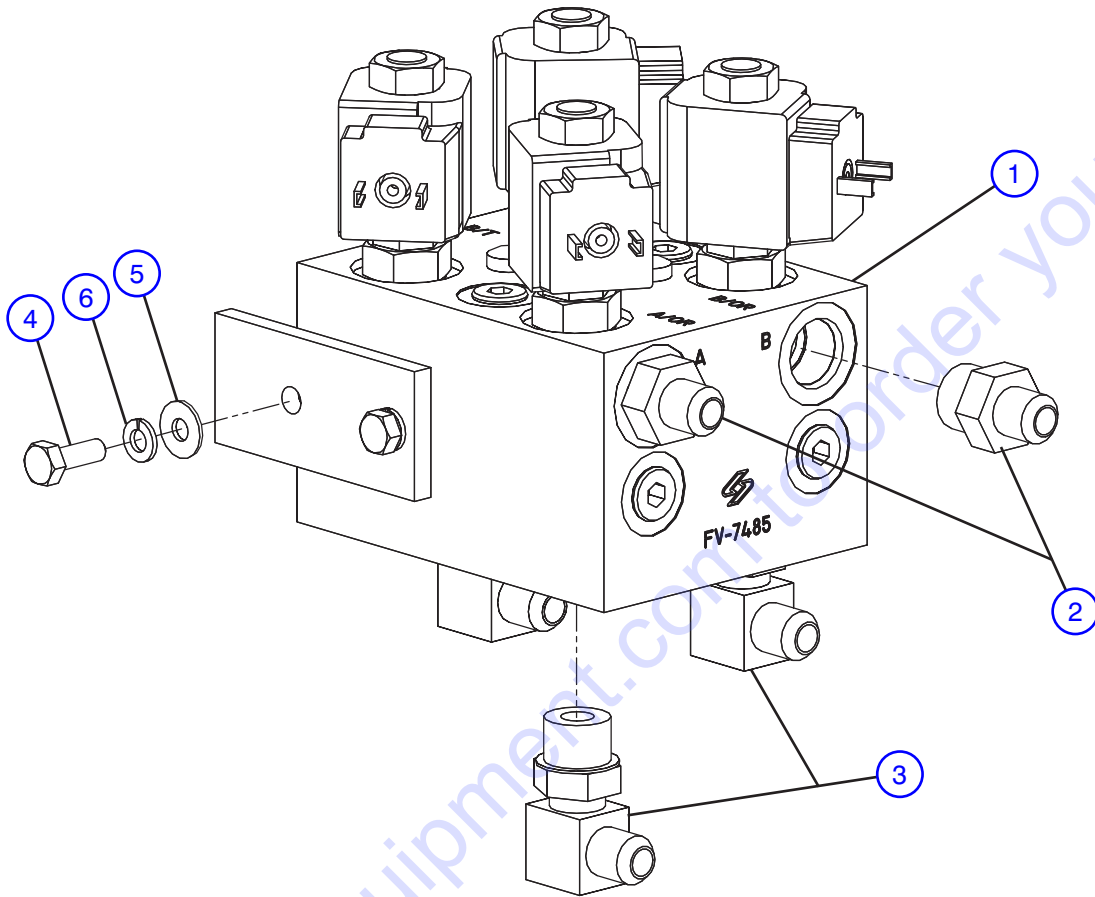


M409624

4.10 Axle Lock Valve Assembly

Index No.	Skyjack Part No.	Qty.	Description
-	4-414194	1	SUB-ASSEMBLY, AXLE LOCK HYDRAULIC
1	4-409624	1	• BLOCK, Axle lock valve
2	4-406558	2	• FITTING, O-ring (internal pipe)
3	4-406313	2	• FITTING, Elbow (90° external pipe/external pipe)
4	4-406309	1	• FITTING, External pipe/ external pipe
5	4-410717	2	• QUICK DISCONNECT, (Male half)
6	4-411617	1	• COUPLING, NPT (1/8")
7	4-410719	2	• CAP, Dust (quick coupler)
8	4-405666	3	• FITTING, O-ring (37° flare SAE)
9	4-406257	1	• FITTING, MORB X MJIC (1/2" X 1/2" 90°)
10	4-120738	2	• BOLT, Hex head cap (1/4"-20 X 4" gr.5)
11	4-103995	4	• WASHER, Flat (1/4")
12	4-104000	2	• WASHER, Lock (1/4")
13	4-103980	2	• NUT, Hex (1/4"-20 gr.5)
14	(Ref.)	1	• ACCUMULATOR (Diaphragm (0.75 L, low temp) (For components, refer to Section 4.8)

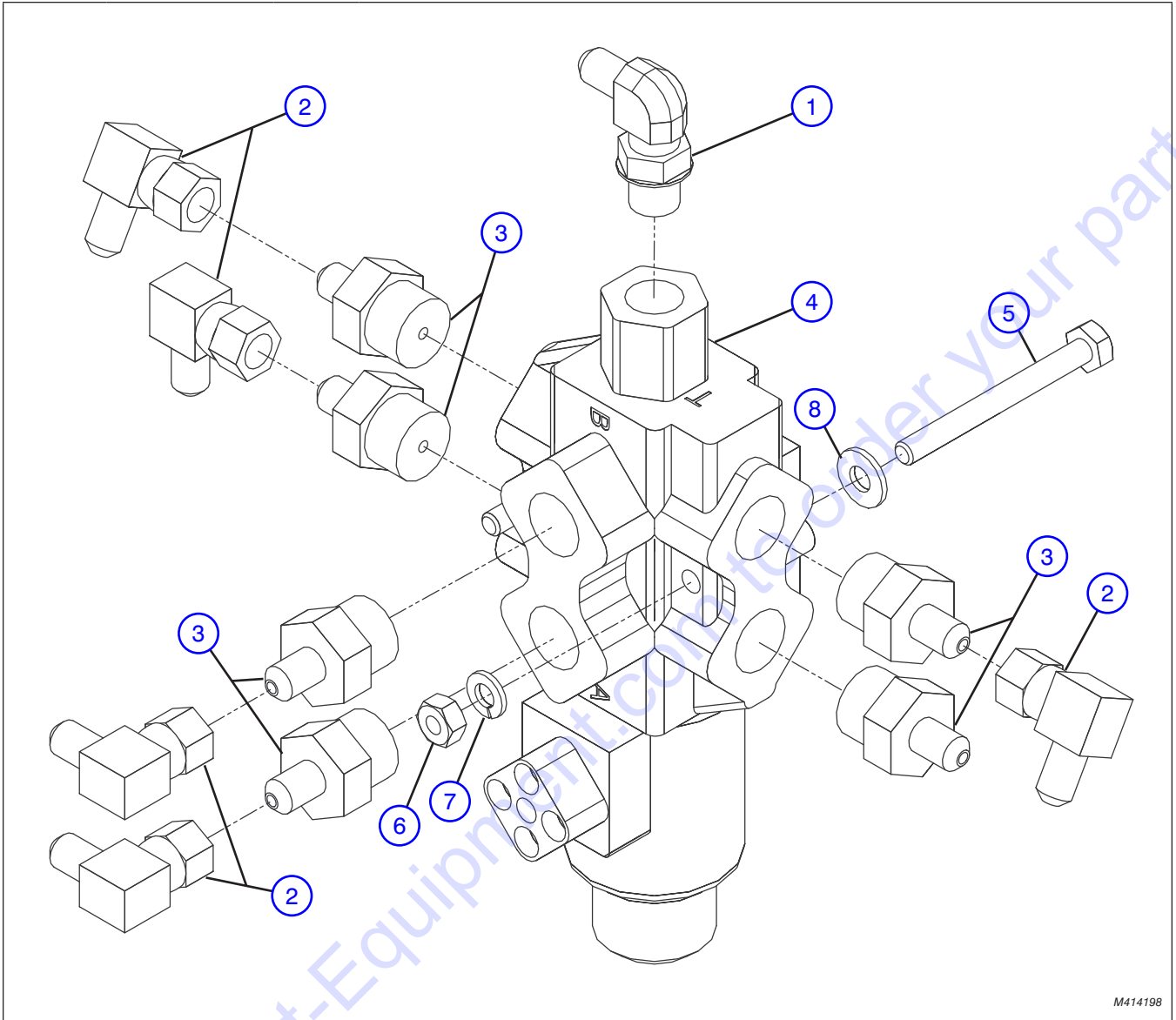
4.11 Frame Level Control Valve Assembly



M409625

Index No.	Skyjack Part No.	Qty.	Description
-	4-414203	1	ASSEMBLY, OUTRIGGER VALVE
1	4-409625	1	• VALVE, Frame Level Control
2	4-405665	2	• ADAPTER, (-8 MORB, -6 JIC)
3	4-406256	3	• FITTING, (MORB X MJIC 90°)
4	4-103857	2	• BOLT, Hex head (1/4"-20 X 1" gr.5)
5	4-103995	2	• WASHER, Flat (1/4")
6	4-104000	2	• WASHER, Lock (1/4")

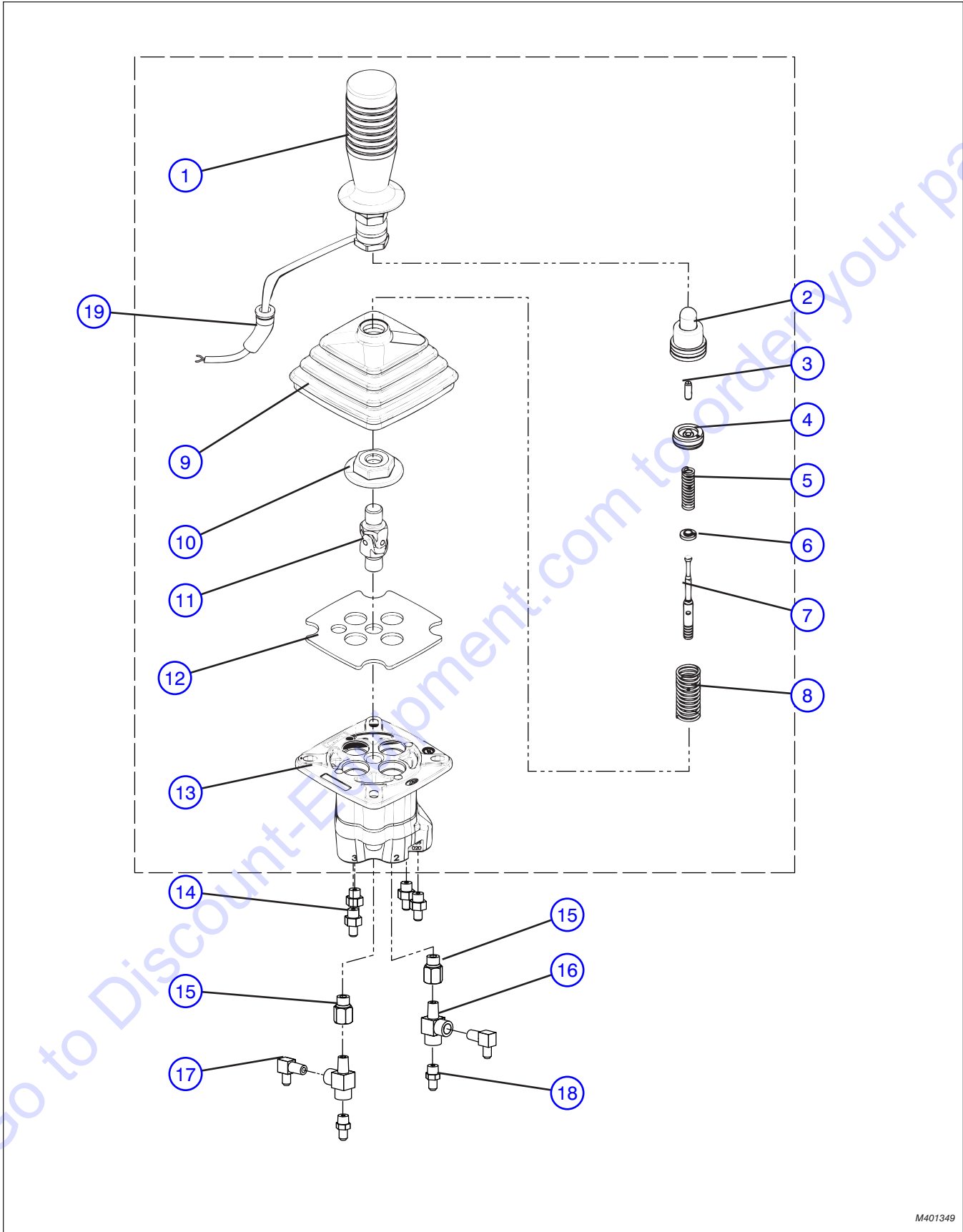
4.12 Diverter Valve Assembly



M414198

Index No.	Skyjack Part No.	Qty.	Description
-	4-414198	1	SUB-ASSEMBLY, DIVERTER VALVE HYDRAULIC
1	4-406252	1	• FITTING, SAE O-ring BOSS 37° flare
2	4-406274	5	• FITTING, 37° flare SWIV.
3	4-405664	6	• FITTING, SAE O-Ring (STR AER MORB x MJIC)
4	4-410534	1	• VALVE, Diverter (2-way 12VDC-SAE)
5	4-127284	2	• BOLT, Hex head (1/4" - 20 X 2 1/2" gr. 5)
6	4-103980	2	• NUT, (1/4" - 20 gr.5)
7	4-104000	2	• WASHER, Lock (1/4")
8	4-103995	2	• WASHER, Flat (1/4")

4.13 Front Joystick Controller Assembly



M401349

4.13 Front Joystick Controller Assembly

Index No.	Skyjack Part No.	Qty.	Description
-	4-401349	1	JOYSTICK, Front controller
1	(Ref.)	1	• KNOB, W-M14 x 1.5
2	(Ref.)	4	• KIT, Plunger (SVM400/420)
3	(Ref.)	4	• ROD, Pin (4 x 12 UNI-EN 28752)
4	(Ref.)	4	• RING, (SVM400-420)
5	(Ref.)	4	• SPRING, Meetering
6	(Ref.)	4	• BUSHING, (SVM400-420 1.9mm)
7	(Ref.)	4	• ROD, Docking (SVM420)
8	(Ref.)	4	• SPRING, Return (Type A)
9	(Ref.)	1	• BOOT, Rubber (Type 4/SVM400-GP-S10)
10	(Ref.)	1	• RING, Selector (SVM420)
11	(Ref.)	1	• JOINT (SVM420 M14 x 1.5)
12	(Ref.)	1	• FLANGE, (SVM400-420)
13	(Ref.)	1	• BODY, (SVM400/01-21SAE ORVN)
14	4-405660	4	FITTING, (37° flare SAE O-Ring
15	4-406559	2	FITTING, Internal pipe
16	4-406346	2	FITTING, External pipe/internal pipe
17	4-405629	2	FITTING, External pipe (37° flare)
18	4-405589	2	FITTING, External pipe (37° flare)
19	(Ref.)	1	HARNESS, Front joystick with microswitch (For components, refer to Section 8.16)

PARTS FINDER

**Search Website
by Part Number**



**Search Manual
Library For Parts
Manual & Lookup Part
Numbers – Purchase
or Request Quote**

Search Manuals

Enter your information to help us find the right parts manual for your machine.

* Brand:

* Model:

* Serial:

* Part Number:

SEARCH

**Can't Find Part or
Manual? Request Help
by Manufacturer,
Model & Description**

Parts Order Form

Please fill in the following information to help us find the right part for your machine.

Manufacturer:	<input type="text"/>
Model:	<input type="text"/>
Description:	<input type="text"/>
Part Number:	<input type="text"/>
Quantity:	<input type="text"/>
Notes:	<input type="text"/>

Submit

Discount-Equipment.com is your online resource for quality parts & equipment.

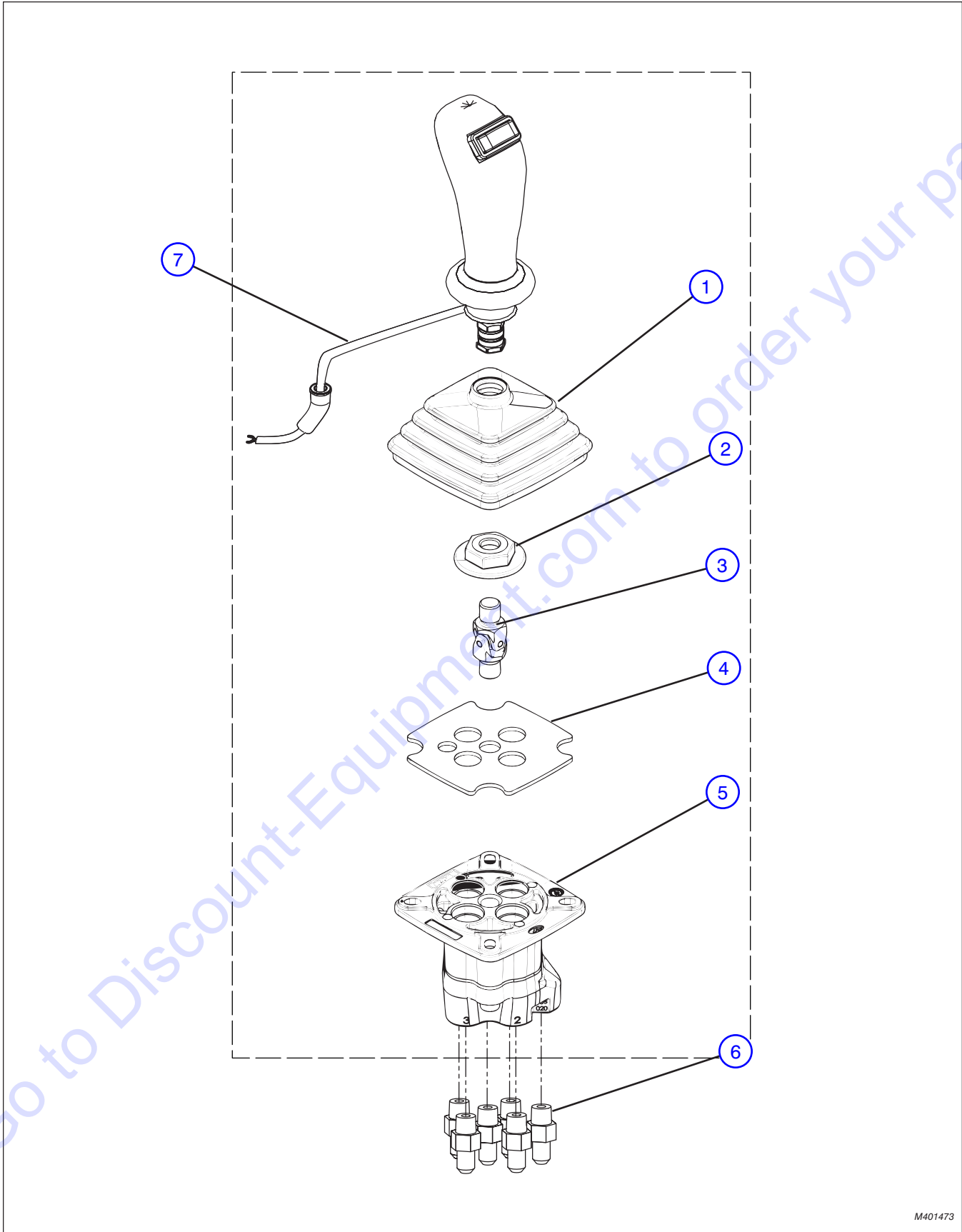
Florida: **561-964-4949** Outside Florida TOLL FREE: **877-690-3101**

Need parts?

Click on this link: <http://www.discount-equipment.com/category/5443-parts/> and choose one of the options to help get the right parts and equipment you are looking for. Please have the machine model and serial number available in order to help us get you the correct parts. If you don't find the part on the website or on one of the online manuals, please fill out the request form and one of our experienced staff members will get back to you with a quote for the right part that your machine needs.

We sell worldwide for the brands: Genie, Terex, JLG, MultiQuip, Mikasa, Essick, Whiteman, Mayco, Toro Stone, Diamond Products, Generac Magnum, Airman, Haulotte, Barreto, Power Blanket, Nifty Lift, Atlas Copco, Chicago Pneumatic, Allmand, Miller Curber, Skyjack, Lull, Skytrak, Tsurumi, Husquvarna Target, Stow, Wacker, Sakai, Mi-T-M, Sullair, Basic, Dynapac, MBW, Weber, Bartell, Bennar Newman, Haulotte, Ditch Runner, Menegotti, Morrison, Contec, Buddy, Crown, Edco, Wyco, Bomag, Laymor, EZ Trench, Bil-Jax, F.S. Curtis, Gehl Pavers, Heli, Honda, ICS/PowerGrit, IHI, Partner, Imer, Clipper, MMD, Koshin, Rice, CH&E, General Equipment, Amida, Coleman, NAC, Gradall, Square Shooter, Kent, Stanley, Tamco, Toku, Hatz, Kohler, Robin, Wisconsin, Northrock, Oztec, Toker TK, Rol-Air, APT, Wylie, Ingersoll Rand / Doosan, Innovatech, Con X, Ammann, Mecalac, Makinex, Smith Surface Prep, Small Line, Wanco, Yanmar

4.14 Rear Joystick Controller Assembly

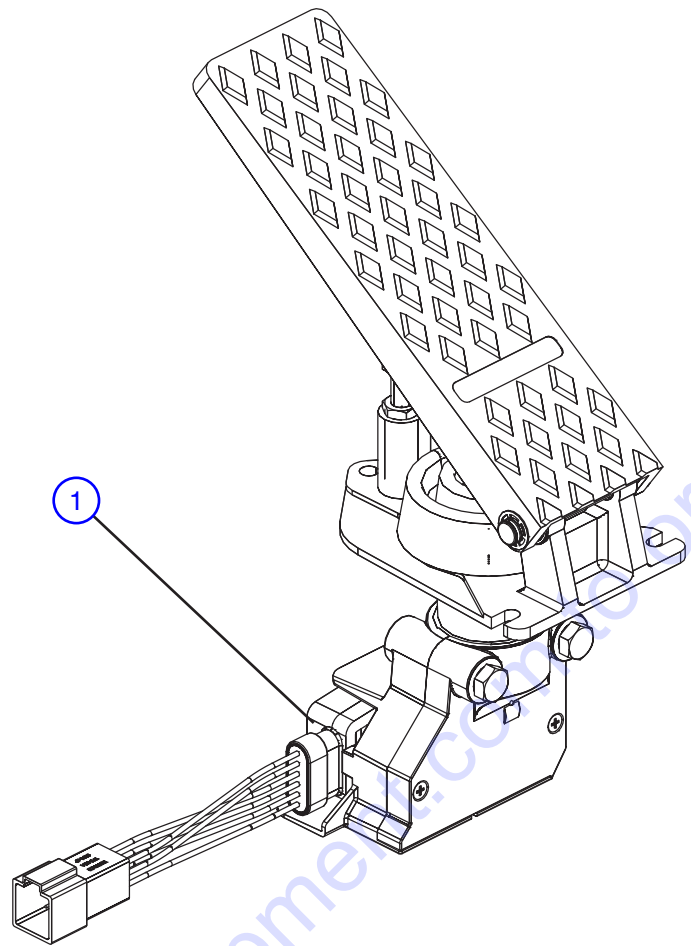


M401473

4.14 Rear Joystick Controller Assembly

Index No.	Skyjack Part No.	Qty.	Description
-	4-401473	1	ASSEMBLY, Rear joystick controller
1	(Ref.)	1	• BOOT, Rubber (Type 4/SVM400-GP-S10)
2	(Ref.)	1	• RING, Selector (SVM420)
3	(Ref.)	1	• JOINT (SVM420 M14 x 1.5)
4	(Ref.)	1	• FLANGE, (SVM400-420)
5	(Ref.)	1	• BODY, (SVM400/01-21SAE ORVN)
6	4-405658	6	FITTING, (37° flare SAE)
7	(Ref.)	-	HARNESS, Rear joystick with horizontal rocker switch (For components, refer to Section 8.17)

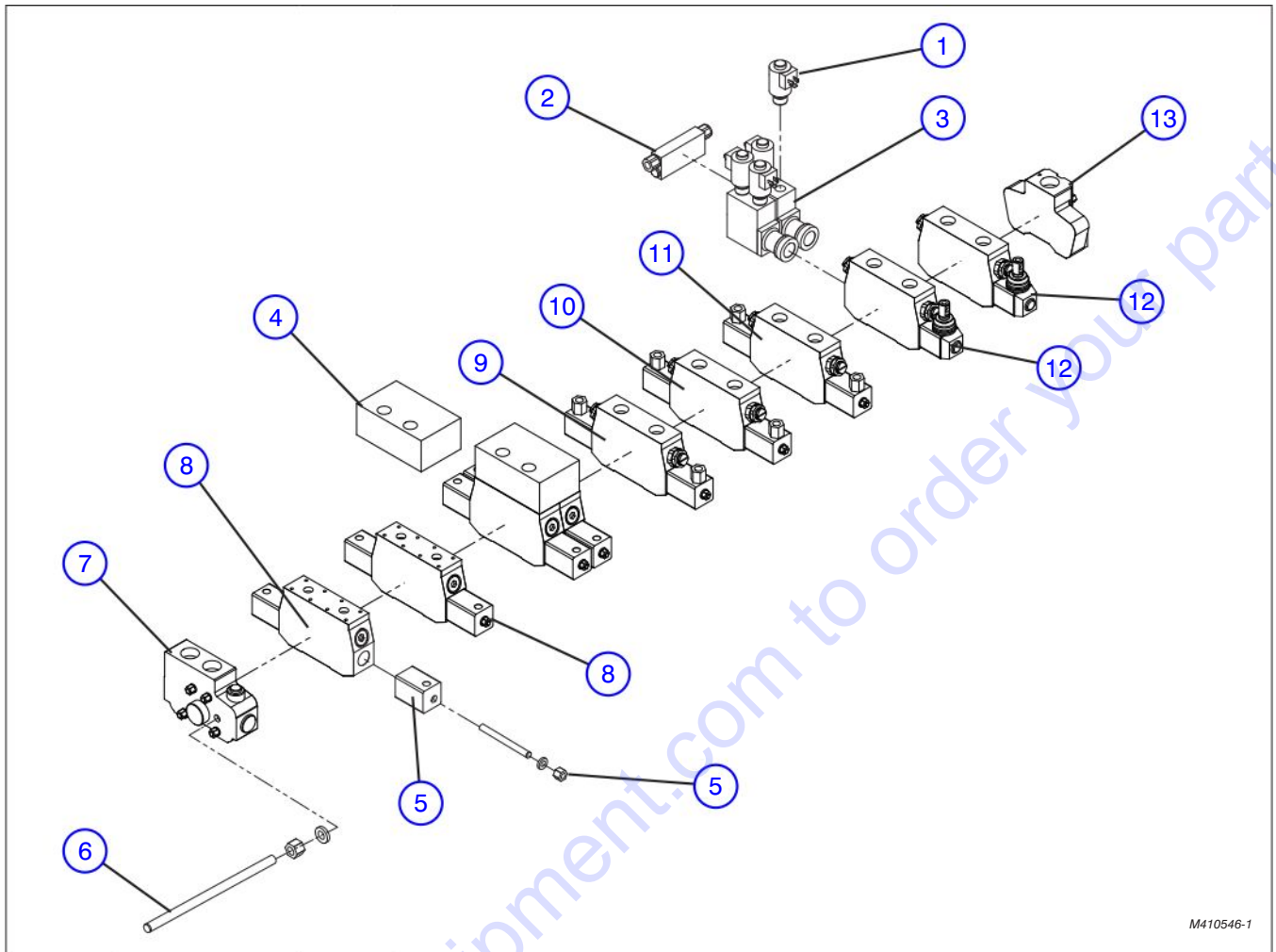
4.15 Throttle Pedal Assembly



M152201

Index No.	Skyjack Part No.	Qty.	Description
1	4-152201	1	ASSEMBLY, THROTTLE PEDAL

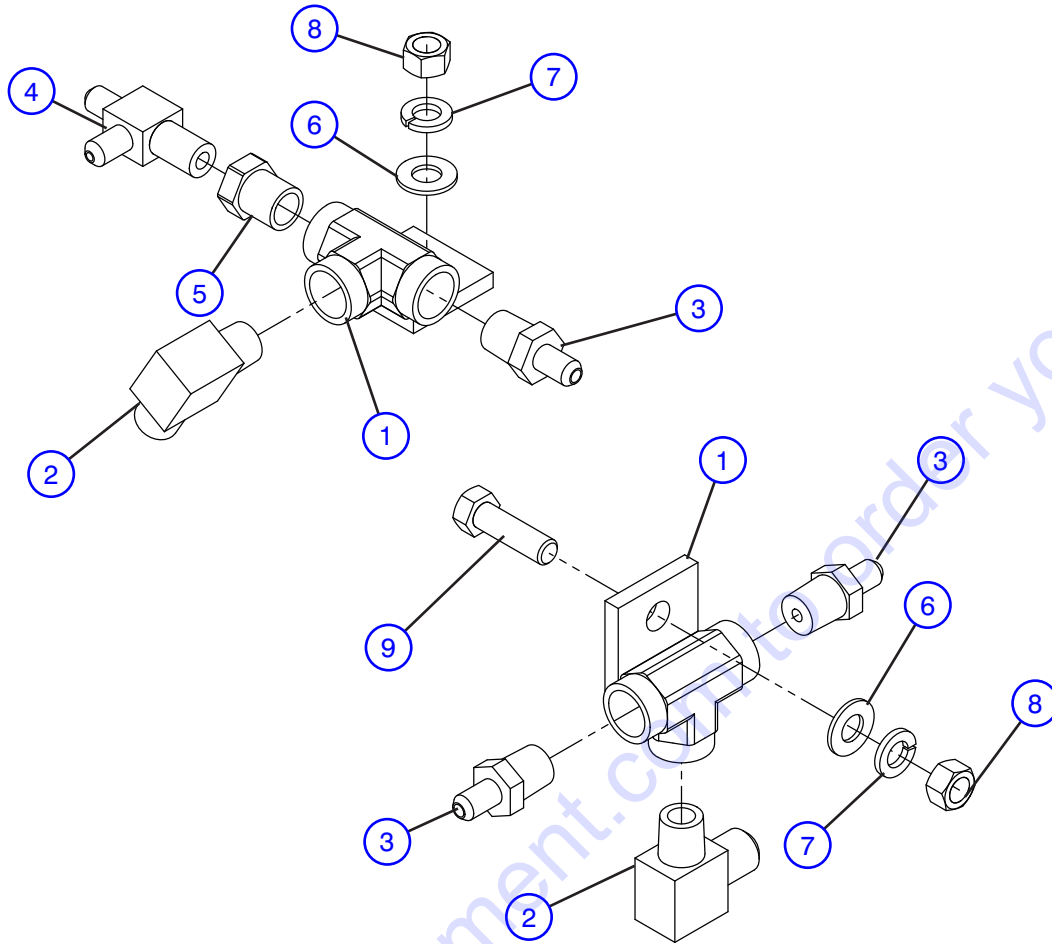
4.16 Main Valve Block Assembly



M410546-1

Index No.	Skyjack Part No.	Qty.	Description
-	4-410546	1	ASSEMBLY, MAIN VALVE
1	4-195007	4	• COIL
2	4-195008	1	• INLET, Outrigger section
3	4-195009	1	• SOLENOID BODY
4	4-195010	1	• BLOCK, Connector
5	4-195011	1	• END CAP, Spool
6	4-195012	AR	• HARDWARE, ZB Main manifold
7	4-414595	1	• VALVE BANK, Inlet section DLS valve
8	4-414596	4	• VALVE BANK, (LIFT 1A & 1B) (EXTEND 2A & 2B)
9	4-414598	1	• VALVE BANK, SECTION 3 (CARRIAGE TILT)
10	4-414599	1	• VALVE BANK, SECTION 4 (FRAME LEVEL)
11	4-414600	1	• VALVE BANK, SECTION 5 (AUX.)
12	4-414601	4	• VALVE BANK, SECTIONS 6 & 7 (OUTRIGGER)
13	4-414602	1	• VALVE BANK, Outlet section DLS valve

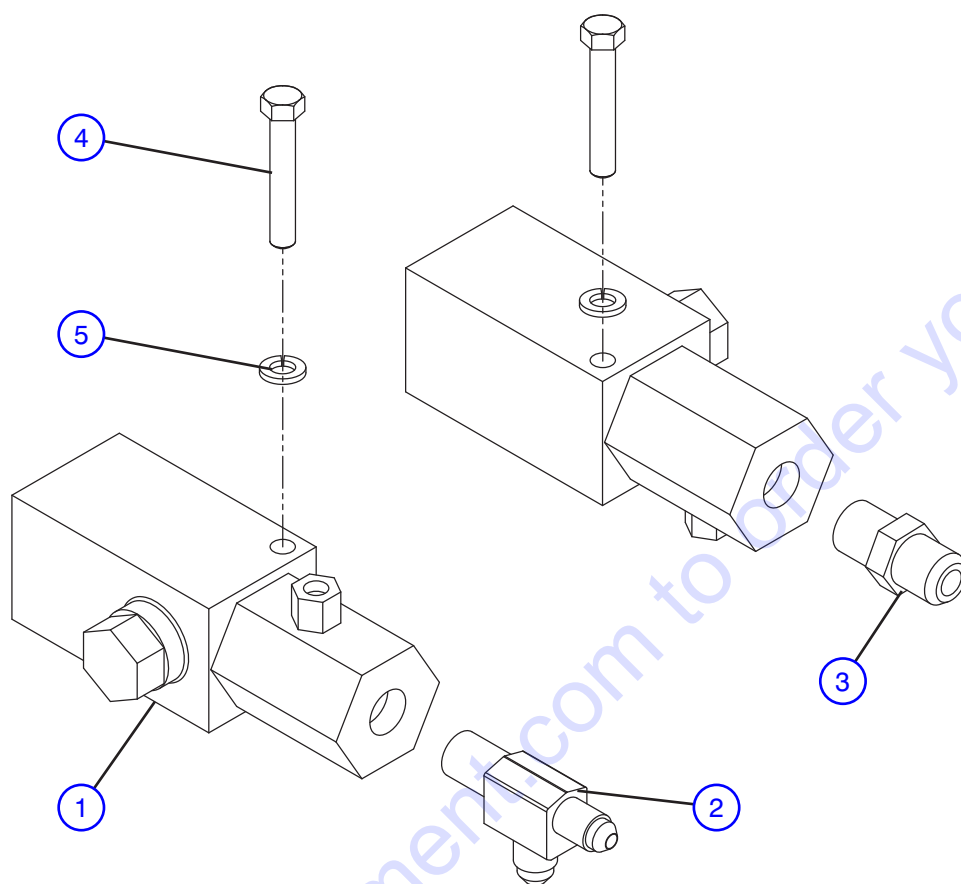
4.17 Service Brake Tee Assembly



M414204AA - M414205AA

Index No.	Skyjack Part No.	Qty.	Description
A	4-414204	1	ASSEMBLY, FRONT SERVICE BRAKE TEE
B	4-414205	1	ASSEMBLY, REAR SERVICE BRAKE TEE
1	4-413014	1	• FITTING, Brake Tee
2	4-405633	1	• FITTING, Adapter 90° 3/8" X 1/2" (MNPT x MJIC)
3	4-405593	1	• FITTING, Adapter (MNPT x MJIC) - A
-	-	2	• FITTING, Adapter (MNPT x MJIC) - B
4	4-405674	1	• EXTENTION, Oioe 37° flare - A
5	4-406288	1	• FITTING, Reducer NPT - A
6	4-103472	1	• WASHER, Flat 3/8"
7	4-103999	1	• WASHER, Lock 3/8"
8	4-103978	1	• NUT, Hex head 3/8"-16 grade 5
9	4-101297	1	• BOLT, Hex head 3/8"-16 x 1-1/4" grade 5 - B

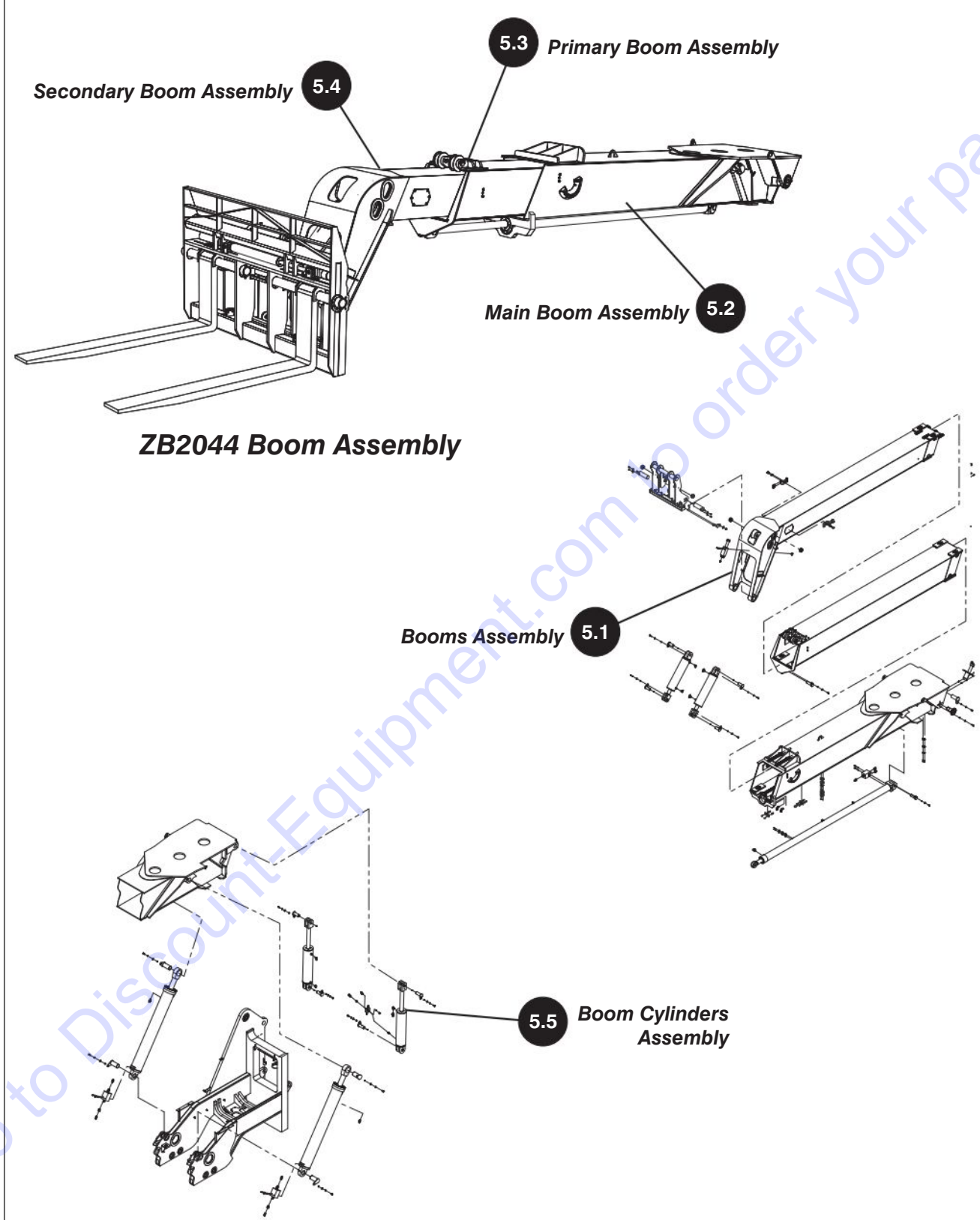
4.18 Service Brake Tee Assembly



M414208AA

Index No.	Skyjack Part No.	Qty.	Description
-	4-414208	1	ASSEMBLY, SERVICE BRAKE PRESSURE SWITCH
1	4-406228	2	• SWITCH, Pressure
2	4-405589	1	• FITTING, Adapter MNPT x MJIC
3	4-405674	1	• FITTING, Extension oioe 37° flare
4	4-103861	2	• BOLT, Hex head 1/4"-20 x 2" grade 5
5	4-104000	2	• WASHER, Lock 1/4"

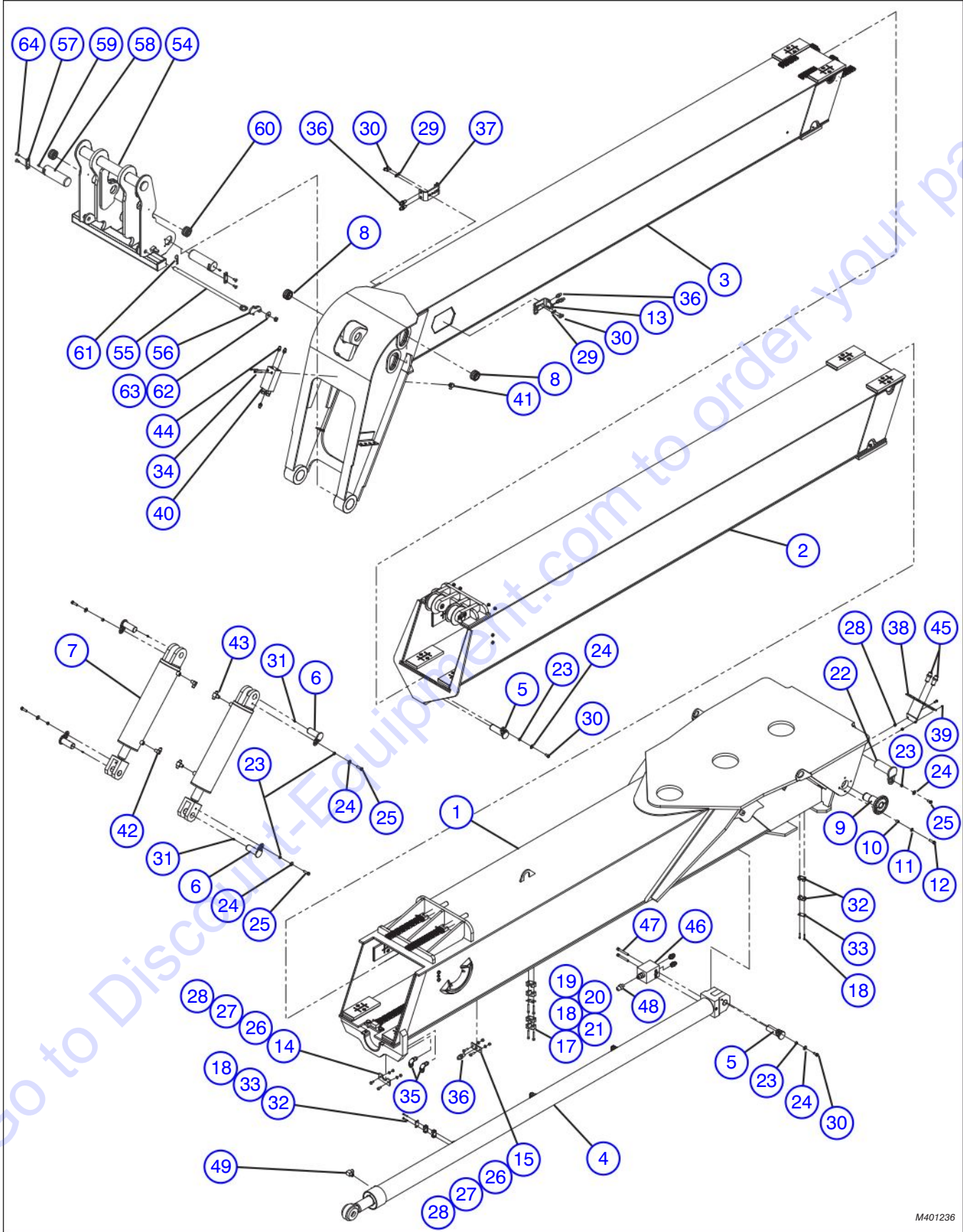
5.0 BOOMS ASSEMBLY RELATED PARTS



ZB2044 Boom Assembly

5

5.1 Booms Assembly



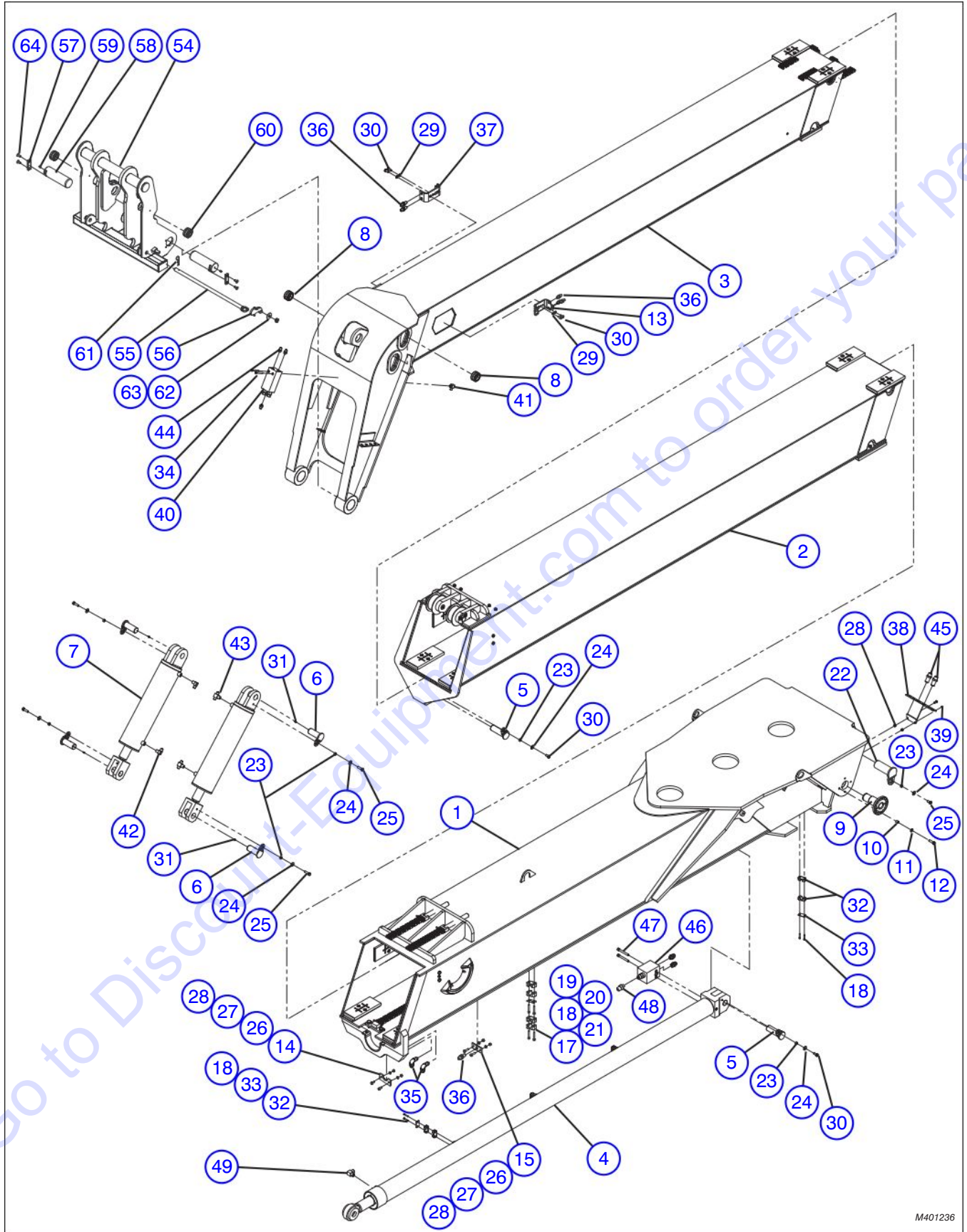
M401236

5.1 Booms Assembly

Index No.	Skyjack Part No.	Qty.	Description
-	4-401236	1	ASSEMBLY, BOOM
1	(Ref.)	1	• ASSEMBLY, MAIN BOOM (For components, refer to Section 5.2)
2	(Ref.)	1	• ASSEMBLY, PRIMARY BOOM (For components, refer to Section 5.3)
3	(Ref.)	1	• ASSEMBLY, SECONDARY BOOM (For components, refer to Section 5.4)
4	4-409301	1	• CYLINDER, Extension
5	4-413009	2	• PIN, Retaining
6	4-412978	4	• PIN, Slave cylinder base (4.5")
7	4-409295	2	• CYLINDER, Tilt/Slave
8	4-410109	2	• BUSHING, Self align ball (1.75" ID)
9	4-412752	2	• PIN WELDMENT, Boom mount
10	4-405525	8	• KEEPER, Boom pivot pin
11	4-411969	8	• WASHER, Flat (1/2" L9 DICH)
12	4-411965	8	• BOLT, Hex head cap (1/2" NF X 1 3/4" zinc DIC)
13	4-412944	1	• BRACKET, Cable holder
14	4-404085	1	• BRACKET, Cable plug support
15	4-404084	1	• BRACKET, Cable carrier hose bulkhead
16	4-405769	8	• SPACER, 1/8"
17	4-409793	12	• BOLT, Stack (SB-3)
18	4-411899	34	• SCREW, Hex head socket cap (1/4" NC X 1 1/2" stainless)
19	4-407149	32	• BLOCK, Clamp
20	4-412482	6	• PLATE, Locking (LP-3)
21	4-410551	10	• PLATE, Cover
22	4-413007	2	• PIN, Cylinder
23	4-408285	8	• SPACER
24	4-411718	8	• WASHER, Flat (1/2")
25	4-411953	6	• SCREW, Hex head cap (1/2"-13 X 1 3/4" gr.8 zinc)
26	4-411696	4	• BOLT, 3/8 NC x 1 1/4 hex cap gr5, zinc
27	4-411693	4	• WASHER, 3/8 Lock
28	4-411695	6	• NUT, Hex (3/8" NC)
29	4-411719	4	• WASHER, Lock (1/2" zinc)
30	4-411710	6	• SCREW, Hex head cap (1/2" NC X 1" gr.5 zinc)
31	4-410781	4	• FITTING, Grease (1/4" -28)
32	4-407692	14	• BLOCK, Clamp
33	4-410552	7	• COVER, Plate
34	4-411749	2	• SCREW, Hex head socket cap (3/8" NC X 3")
35	4-405722	4	• FITTING, (90° SAE 37° JIC flare union)
36	4-405716	6	• BULKHEAD, Union JIC
37	4-408248	1	• BRACKET, Hose tension
38	4-412896	1	• WELDMENT, Hose bulkhead
39	4-411683	2	• SCREW, Hex head cap (3/8"-16 X 3/4" NC gr.5)
40	4-410296	1	• VALVE, Lock
41	4-405633	1	• ADAPTER, (MNPT X MJIC 90° 3/8" X 1/2")

Parts list continued on the following page.

5.1 Booms Assembly - Continued

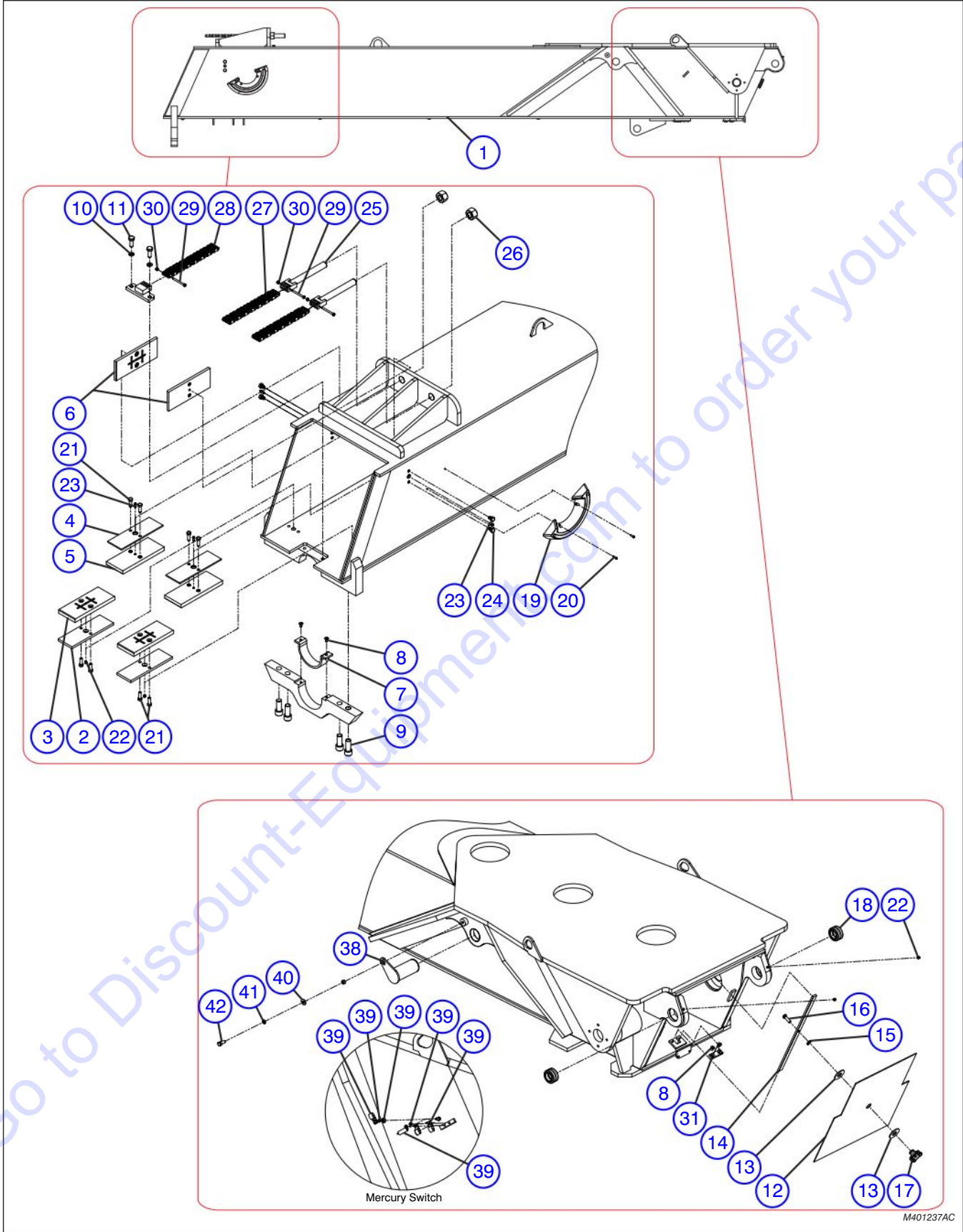


M401236

5.1 Booms Assembly - Continued

Index No.	Skyjack Part No.	Qty.	Description
Parts list continued from the previous page.			
42	4-405637	2	• ADAPTER (MNPT X MJIC AER)
43	4-405696	2	• BRANCH TEE, (male JIC X MNPT)
44	4-405666	3	• O-RING, (SAE 37° flare)
45	4-405717	2	• BULKHEAD ADAPTER, (JIC/JIC)
46	4-410204	1	• VALVE, Lock (2044 lift & extend cylinders)
47	4-411756	2	• SCREW, Hex head socket cap (1/2" NC X 4")
48	4-405648	3	• ADAPTER, (MORB X MJIC)
49	4-405617	1	• FITTING, Elbow (NPT/JIC)
50	4-405711	4	• SPACER, 3/8" (not shown)
51	4-408223	2	• SPACER, Boom frame 3/16" (not shown)
52	4-408222	1	• SPACER, Boom frame 1/8" (not shown)
53	4-408221	1	• SPACER, Boom frame 1/16" (not shown)
-	4-413313	1	SUB-CARRIAGE, Assembly
54	4-400606	1	• WELDMENT, Sub-Carriage
55	4-400163	1	• WELDMENT, Carriage pin
56	4-400407	1	• WELDMENT, Carriage stop pin
57	4-405056	2	• PLATE, Pin lock
58	4-405547	2	• PIN, Carriage mount
59	4-410775	2	• FITTING, Grease (1/8" NPT)
60	4-410109	2	• BUSHING, Self align ball (1.75" ID)
61	4-414188	1	• PIN, Cotter (3 1/2")
62	4-411742	1	• WASHER, Flat (3/4")
63	4-411917	1	• NUT, Lock (3/4" with nylon insert)
64	4-411939	4	• SCREW, Hex head socket cap (1/2"-13 X 1" alloy steel)

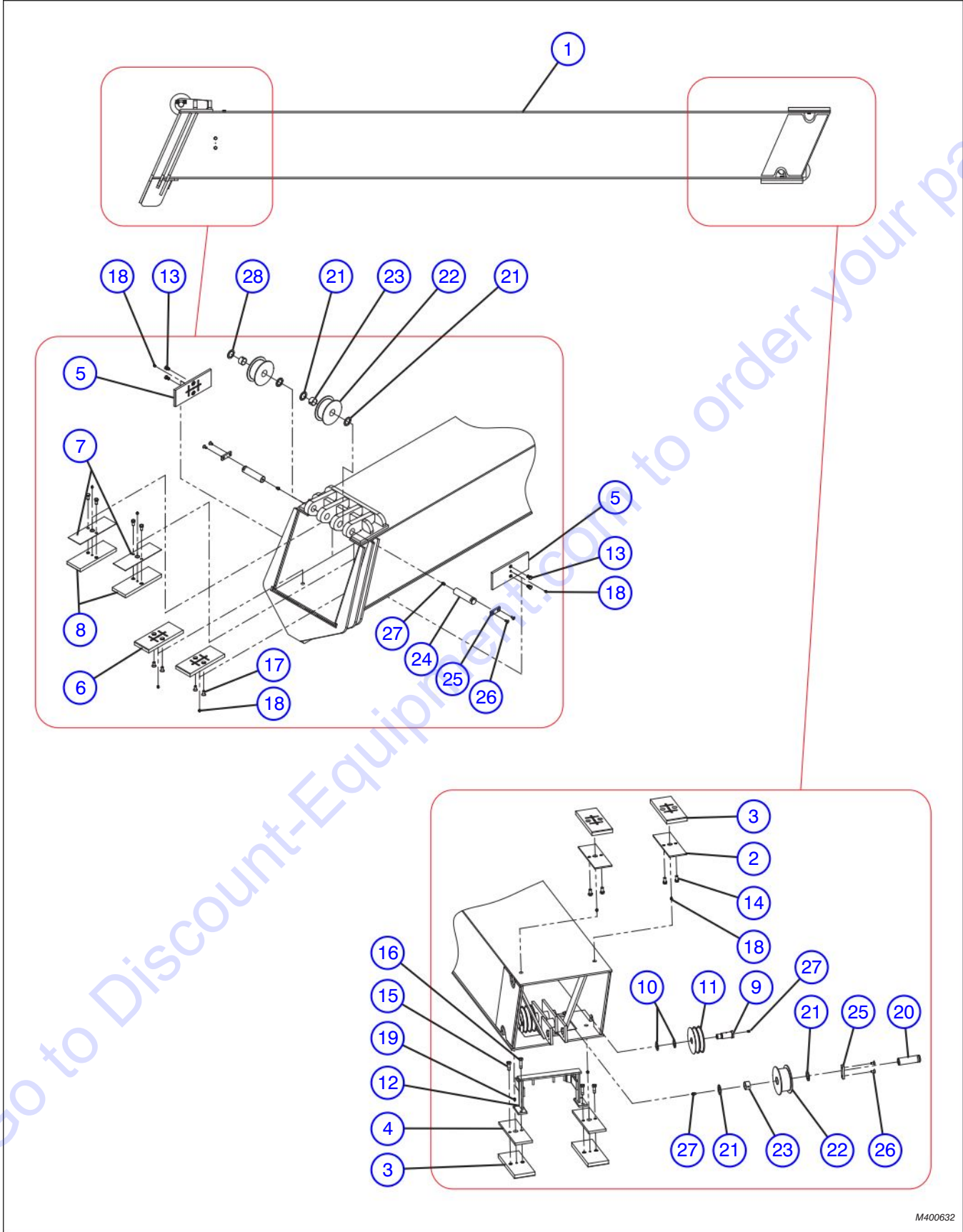
5.2 Main Boom Assembly



5.2 Main Boom Assembly

Index No.	Skyjack Part No.	Qty.	Description
-	4-401237	1	ASSEMBLY, MAIN BOOM
1	4-401238	1	• WELDMENT, MAIN BOOM
2	4-405767	2	• SPACER, 1/2" slide pad
3	4-400903	2	• PAD, 7/8" slide
4	4-405768	2	• SPACER, 1/4" slide pad
5	4-405762	2	• PAD, 7/8" Slide standard
6	4-400900	2	• PAD, 9/16" slide
7	4-405828	1	• CUSHION, Extension cylinder collar
8	4-411768	4	• SCREW, Socket head cap (3/8" NC X 3/4" FL)
9	4-411859	4	• SCREW, Socket head cap (1"-14 X 2 1/2")
10	4-411731	2	• WASHER, Lock (5/8" zinc)
11	4-411927	2	• SCREW, Hex head cap (5/8"-18 X 1 3/4" gr.8 zinc DICH)
12	4-405824	1	• DOOR, Boom Cover
13	4-411747	2	• WASHER, 1" flat
14	4-405827	1	• POST, Boom door
15	4-404830	1	• RING, Retaining (1" external)
16	4-411711	1	• SCREW, Hex head cap (1/2" NC X 1 1/2" gr.5 zinc)
17	4-404641	1	• KNOB, Door
18	4-410109	2	• BUSHING, Self align ball (1.75" ID)
19	4-407586	1	• INDICATOR, Boom angle
20	4-411918	2	• SCREW, Socket head cap (1/4" NC X 3/4" stainless)
21	4-411755	8	• SCREW, Hex head cap (1/2" NF X 1 1/2" gr.8 DICH)
22	4-410775	4	• FITTING, Grease straight
23	4-404948	4	• FITTING, Grease (1/8" NPT)
24	4-411935	4	• SCREW, Hex head cap (1/2"-20 X 3/4" gr.5 zinc)
25	4-401182	2	• WELDMENT, Chain tension adjuster
26	4-411851	2	• NUT, Hex (1 1/4"-7 gr.5 zinc)
27	4-401253	2	• CHAIN, AL888@205, RBL
28	4-401251	1	• CHAIN, AL888@191, RBL
29	4-411912	3	• SCREW, Hex head cap (5/16"-18 X 3 1/4" gr.5)
30	4-411897	3	• NUT, Lock with nylon insert (5/16"-18 NC)
31	4-412349	1	• BAR, Lock
32	4-412659	2	• CLAMP, Mercury switch holder
33	4-409629	1	• SWITCH, Mercury
34	4-411864	2	• SCREW, Machine (10-24 X 1/2")
35	4-409223	1	• CLAMP, Wire (5/8")
36	4-411667	1	• WASHER, 1/4" flat
37	4-115649	1	• NUT, Lock with nylon inser (1/4"-20 gr.5)
38	4-401270	2	• PIN, Lift cylinder
39	4-408285	2	• SPACER, 3/4" O.D. 12 GA
40	4-411718	2	• WASHER, 1/2" flat
41	4-411719	2	• WASHER, 1/2" lock
42	4-103909	2	• BOLT, Hex head (1/2"-13 X 1.25 gr. 5)

5.3 Primary Boom Assembly

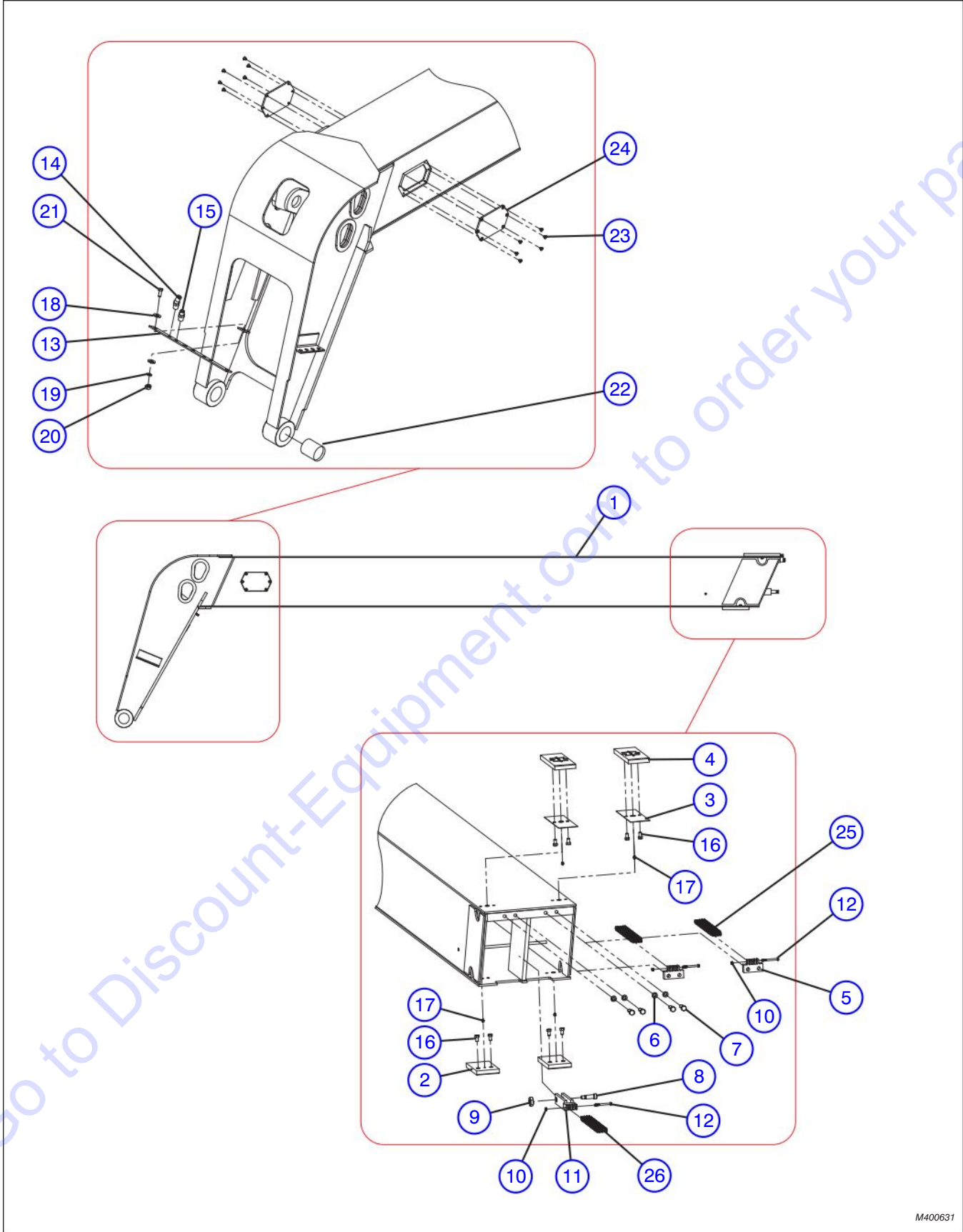


M400632

5.3 Primary Boom Assembly

Index No.	Skyjack Part No.	Qty.	Description
-	4-400632	1	ASSEMBLY, PRIMARY BOOM
1	4-412913	1	• WELDMENT, Primary boom
2	4-405768	2	• SPACER, 1/4" slide pad
3	4-405762	4	• PAD, 7/8" Slide standard
4	4-405767	2	• SPACER, 1/2" slide pad
5	4-400901	2	• PAD, 1/2" slide
6	4-400903	2	• PAD, 7/8" slide
7	4-405770	14	• SPACER, 1/16" slide pad
8	4-400902	2	• PAD, 7/8" slide
9	4-400845	1	• PIN, Hose roller 1 1/4" diameter
10	4-412663	5	• WASHER, Thrust
11	4-408288	1	• ROLLER, Hose
12	4-413796	1	• GUIDE, Assembly
13	4-402211	4	• BOLT, Hex head cap (1/2"-20 UNF X 3/4" gr.8 zinc DICH)
14	4-411754	8	• SCREW, Hex head cap (1/2" NF X 1" gr.8 DICH)
15	4-411755	2	• BOLT, Hex head cap (1/2" NF X 1 1/2" gr.8 DICH)
16	4-411965	2	• BOLT, Hex head cap (1/2" NF X 1 3/4" zinc)
17	4-411871	4	• SCREW, Flat head socket cap (1/2"-20 NF X 1")
18	4-410775	8	• FITTING, Grease (1/8" straight)
19	4-404948	2	• FITTING, Grease (1/8" NPT)
20	4-405865	1	• PIN, Roller (retract chain)
21	4-412670	4	• WASHER, Thrust
22	4-405866	3	• ROLLER, Chain
23	4-403174	3	• • BEARING, Garlock
24	4-405873	2	• PIN, Roller (extension chain)
25	4-412349	3	• BAR, Lock
26	4-411768	6	• SCREW, Flat head socket cap (3/8" NC X 3/4")
27	4-410777	4	• FITTING, Grease (1/4"-28 UNF)
28	4-412664	6	• WASHER, Thrust

5.4 Secondary Boom Assembly

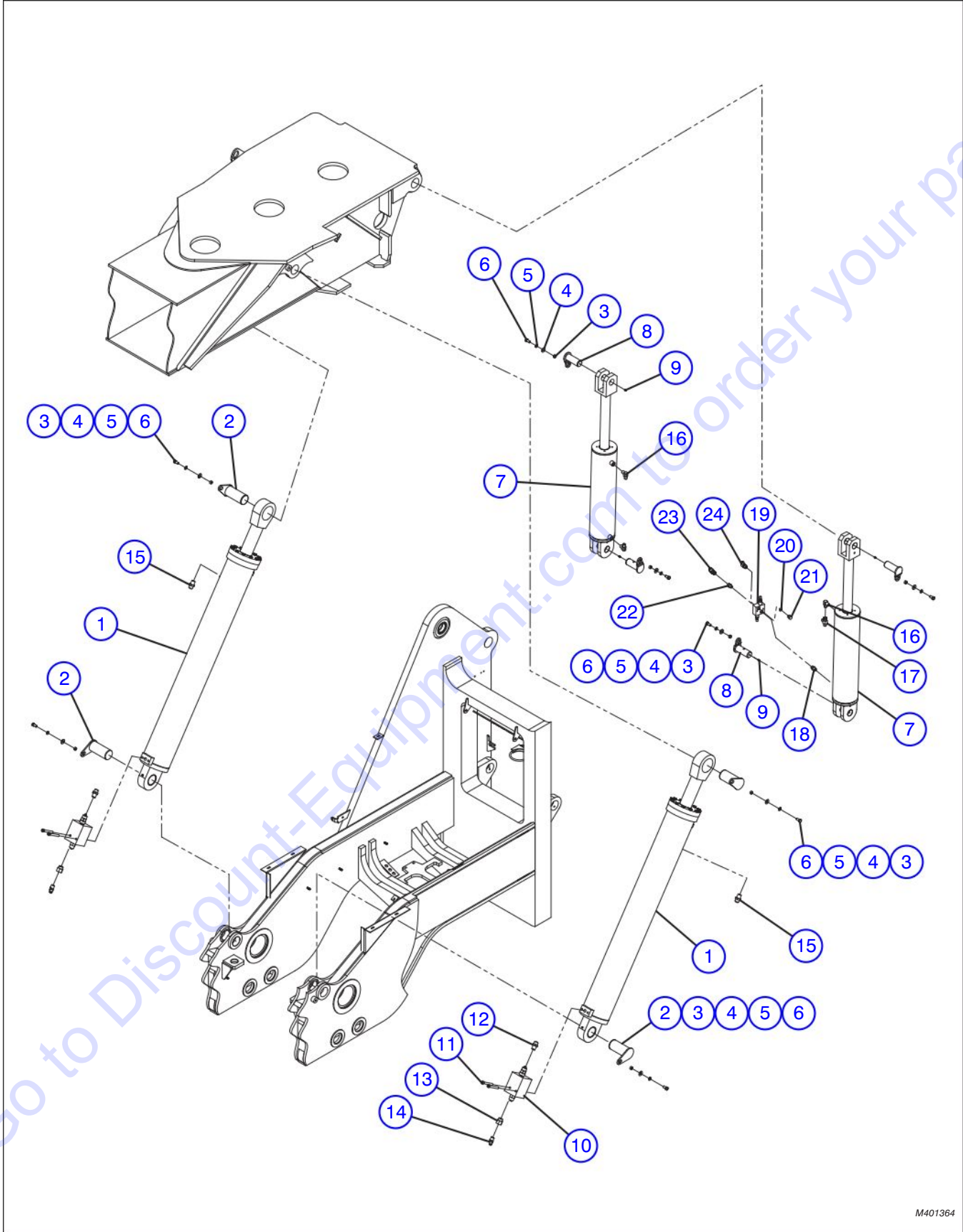


M400631

5.4 Secondary Boom Assembly

Index No.	Skyjack Part No.	Qty.	Description
-	4-400631	1	ASSEMBLY, SECONDARY BOOM
1	4-412914	1	• WELDMENT, Secondary boom
2	4-408090	2	• PAD, Slide
3	4-405770	2	• SPACER, 1/16" slide pad
4	4-400902	2	• PAD, 7/8" slide
5	4-401172	2	• MOUNT, Chain anchor
6	4-411731	4	• WASHER, Lock (5/8" zinc)
7	4-411725	4	• SCREW, Hex head cap (5/8" X 2" NC)
8	4-414185	1	• SCREW, Socket head shoulder (1" X 1 3/4")
9	4-411917	1	• NUT, Lock (3/4" with nylon insert)
10	4-411897	3	• NUT, Lock with nylon insert (5/16"-18 NC)
11	4-401181	1	• WELDMENT, Return chain mount
12	4-401272	3	• BOLT, (5/16"-18, 2 1/4" SH length gr.5)
13	4-401747	1	• BULKHEAD, Yoke weldment
14	4-405718	2	• FITTING, MJIC 45° elbow
15	4-405716	2	• FITTING, Union JIC bulkhead
16	4-411753	8	• SCREW, Hex head cap (1/2"-20 X 1 1/4" UNF)
17	4-410775	4	• FITTING, Grease straight
18	4-411694	4	• WASHER, Flat (3/8")
19	4-411693	2	• WASHER, Lock (3/8")
20	4-411695	2	• NUT, Hex (3/8")
21	4-411685	2	• SCREW, Hex head cap (3/8" X 1 1/2")
22	4-405904	2	• BEARING, Sleeve
23	4-405889	2	COVER, Access
24	4-411767	12	SCREW, Flat head socket cap bare (3/8" NC X 1/2")
25	(Ref.)	-	CHAIN, Extend (For components, refer to Section 5.2)
26	(Ref.)	-	CHAIN, Retract (For components, refer to Section 5.2)

5.5 Boom Cylinders Assembly



M401364

5.5 Boom Cylinders Assembly

Index No.	Skyjack Part No.	Qty.	Description
-	4-401364	1	ASSEMBLY, BOOM CYLINDERS
1	4-401061	2	<ul style="list-style-type: none"> • CYLINDER, Lift
2	4-401270	4	<ul style="list-style-type: none"> • WELDMENT, Pin (lift cylinder)
3	4-408285	8	<ul style="list-style-type: none"> • SPACER
4	4-411718	8	<ul style="list-style-type: none"> • WASHER, Flat (1/2")
5	4-411719	8	<ul style="list-style-type: none"> • WASHER, Lock (1/2" zinc)
6	4-411710	8	<ul style="list-style-type: none"> • SCREW, Hex head cap (1/2" NC X 1" gr.5 zinc)
7	4-409295	2	<ul style="list-style-type: none"> • CYLINDER, Tilt/Slave
8	4-413007	4	<ul style="list-style-type: none"> • PIN, SLAVE CYLINDER BASE
9	4-410779	4	<ul style="list-style-type: none"> • FITTING, Grease (1/4"-28) (if equipped)
10	4-410204	2	<ul style="list-style-type: none"> • VALVE, LOCK (2044 lift & extend cylinder)
11	4-411756	4	<ul style="list-style-type: none"> • SCREW, Socket head cap (1/2" NC X 4")
12	4-405648	2	<ul style="list-style-type: none"> • ADAPTER, (MORB X MJIC)
13	4-406553	2	<ul style="list-style-type: none"> • O-RING, (SAE NPT)
14	4-405605	2	<ul style="list-style-type: none"> • ADAPTER, (MNPT X MJIC 45° AER)
15	4-405582	2	<ul style="list-style-type: none"> • ADAPTER, (MNPT X MJIC)
16	4-405637	3	<ul style="list-style-type: none"> • ADAPTER, (MNPT X MJIC AER)
17	4-405703	1	<ul style="list-style-type: none"> • FITTING, (swivel 37°, flare, 37° flare)
18	4-405599	1	<ul style="list-style-type: none"> • FITTING, (37° flare)
19	4-404752	1	<ul style="list-style-type: none"> • VALVE, Crossover Relief
20	4-406628	1	<ul style="list-style-type: none"> • O-RING, (#8)
21	4-409175	1	<ul style="list-style-type: none"> • PLUG, (37° flare)
22	4-405666	1	<ul style="list-style-type: none"> • O-RING, (37° flare SAE)
23	4-406275	1	<ul style="list-style-type: none"> • ADAPTER, (MJIC X FJIC 90° 1/2" X 1/2" AER)
24	4-406257	1	<ul style="list-style-type: none"> • ADAPTER, (MORB 1/2" ORB X 1/2" JIC 90°)

6.0 ATTACHMENTS RELATED PARTS

Standard Carriage Attachment 6.1

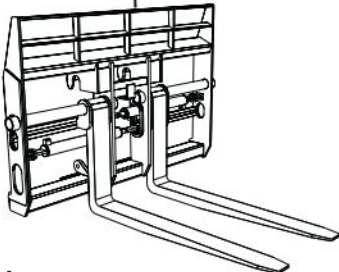
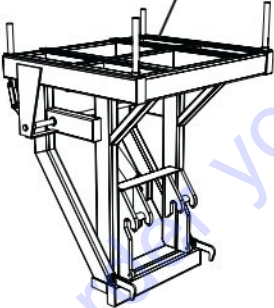
Fork Positioner Attachment 6.2

Fork Positioner/Side Shift Q.D. Carriage Attachment 6.3

72" Service Fork Positioner/Side Shift Carriage Attachment 6.4

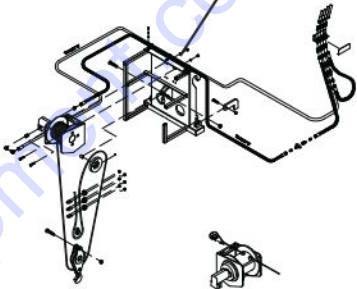
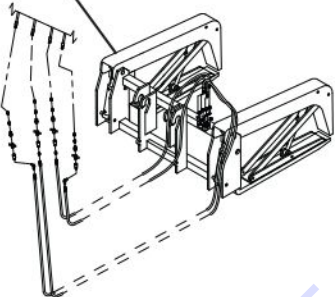
6.6 Bridge Stripper Attachment

Intgeral Fork Positioner/Side Shift Carriage Attachment 6.5

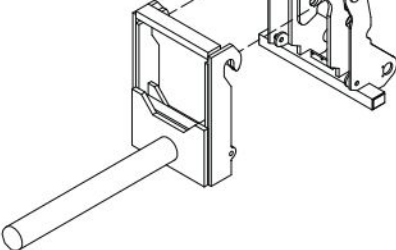


6.7 Pipe and Pole Grappler Attachment

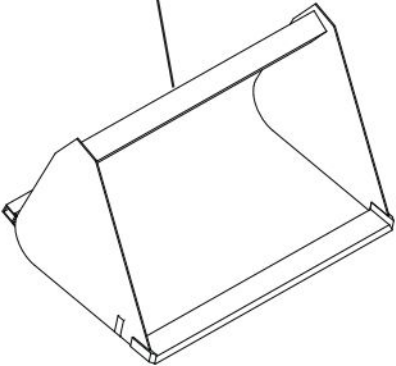
6.8 Winch Attachment



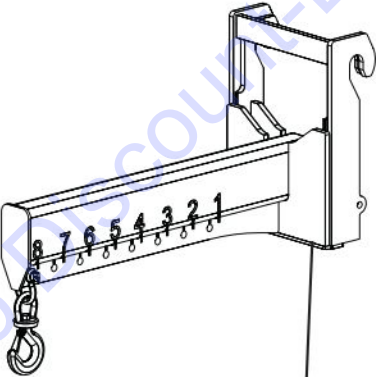
6.11 51" Coil Ram Attachment



6.10 Bucket Attachment



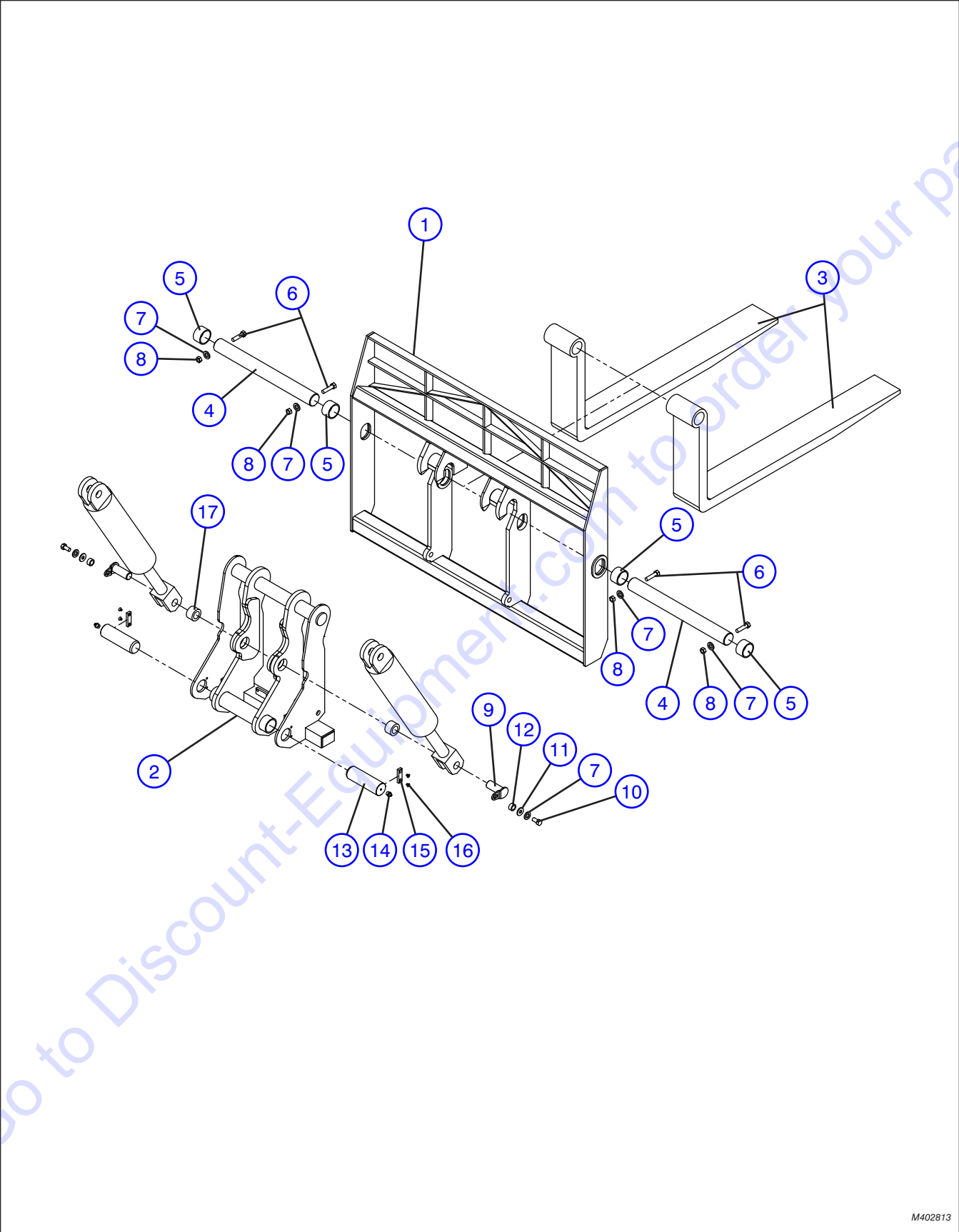
5' Jib Boom Attachment 6.9



M401540 M402500 M401980_2



6.1 Standard Carriage Assembly



M402813

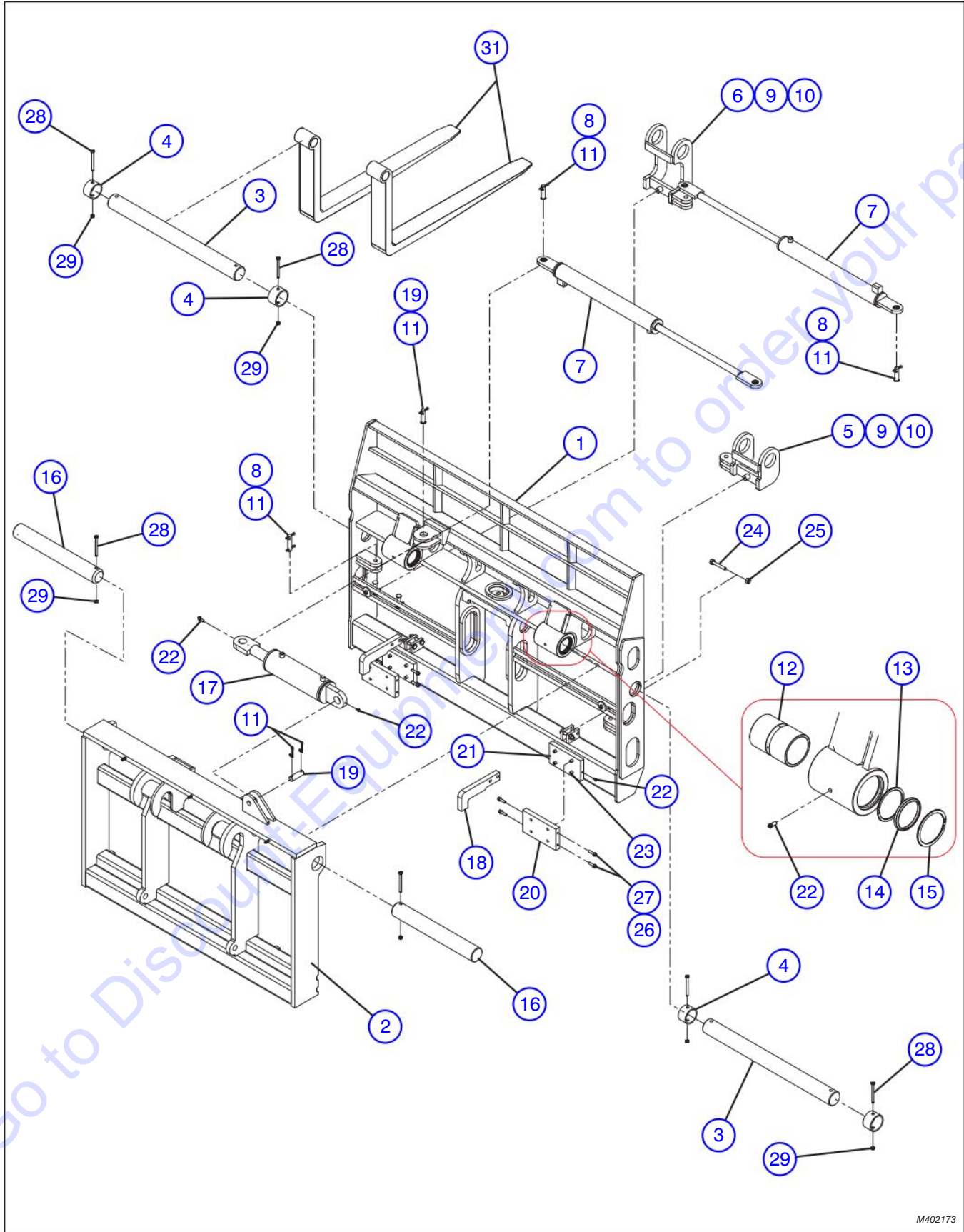
6.1 Standard Carriage Assembly

Index No.	Skyjack Part No.	Qty.	Description
A	4-402813	1	ASSEMBLY, 72" Standard carriage
B	4-402814	1	ASSEMBLY, 84" Standard carriage
1	4-412917	1	• WELDMENT, Carriage (72") A
	4-412936	1	• WELDMENT, Carriage (84") B
2	(Ref.)	-	• WELDMENT, Sub-carriage (For components, refer to Section 5.1)
3	4-401079	2	• FORKS, (2 3/4" X 6" X 48")
	4-401080	2	• FORKS, (2 3/4" X 6" X 60")
	4-401081	2	• FORKS, (2 3/4" X 6" X 72")
	4-401082	2	• FORKS, (2 3/4" X 6" X 96")
4	4-401410	2	• BAR, Fork (3.00" DIA X 34.56" long) A
	4-401426	2	• BAR, Fork (3.00" DIA X 40.56" long) B
5	4-405939	2	• COLLAR, Fork bar
6	4-411717	4	• BOLT, Hex head (1/2"-13 NC x 4 1/2")
7	4-411719	6	• WASHER, Lock (1/2")
8	4-411720	4	• NUT, Hex head (1/2"-13 NC)
9	4-412978	2	• PIN, Slave cylinder base
10	4-411710	2	• BOLT, Hex head (1/2"-13 NC x 1")
11	4-411718	2	• WASHER, Flat (1/2")
12	4-408285	2	• SPACER, Pin keeper
13	4-405547	2	• PIN, Carriage mounting
14	4-410775	2	• FITTING, Grease
15	4-405056	2	• BAR, Lock
16	4-411772	4	• SCREW, Flathead socket cap (1/2"-13 NC x 3/4")
17	4-410109	2	• BUSHING, Self aligning ball

6.2 Fork Positioner Carriage Assembly

Index No.	Skyjack Part No.	Qty.	Description
A	4-401980	1	ASSEMBLY, 72" FORK POSITIONER CARRIAGE
B	4-401425	1	ASSEMBLY, 84" FORK POSITIONER CARRIAGE
1	4-401380	1	<ul style="list-style-type: none"> • WELDMENT, Fork positioner carriage, 72" A • WELDMENT, Fork positioner carriage, 84" B • BAR, Fork (3.00" DIA X 34.56" long) A • BAR, Fork (3.00" DIA X 40.56" long) B • COLLAR, Fork bar • WELDMENT, Fork carrier (right hand) • WELDMENT, Fork carrier (left hand) • CYLINDER, 72" Fork positioner A • CYLINDER, 84" Fork positioner B • BOLT, Hex head cap (1/2"-13 NC x 4 1/2" gr.5 zinc) • NUT, Lock (1/2"-13NC zinc with nylon insert) • PIN, Stepped (3/4" X 2 1/4") • PIN, Cotter (1/4" X 1 3/4") • SCREW, Shoulder (0.50" X 1.00" self locking) • WASHER, Flat (2.00" DIA, bronze) • FORKS, (2 3/4" X 6" X 48") • FORKS, (2 3/4" X 6" X 60") • FORKS, (2 3/4" X 6" X 72") • FORKS, (2 3/4" X 6" X 96")
	4-401422	1	
2	4-401410	2	
	4-401426	2	
3	4-405939	4	
4	4-401324	1	
5	4-401323	1	
6	4-401981	2	
	4-401427	2	
7	4-411717	4	
8	4-411838	4	
9	4-401273	4	
10	4-401012	4	
11	4-401266	2	
12	4-401267	4	
13	4-401079	2	
	4-401080	2	
	4-401081	2	
	4-401082	2	

6.3 Fork Positioner/Side Shift Q.D. Carriage Assembly

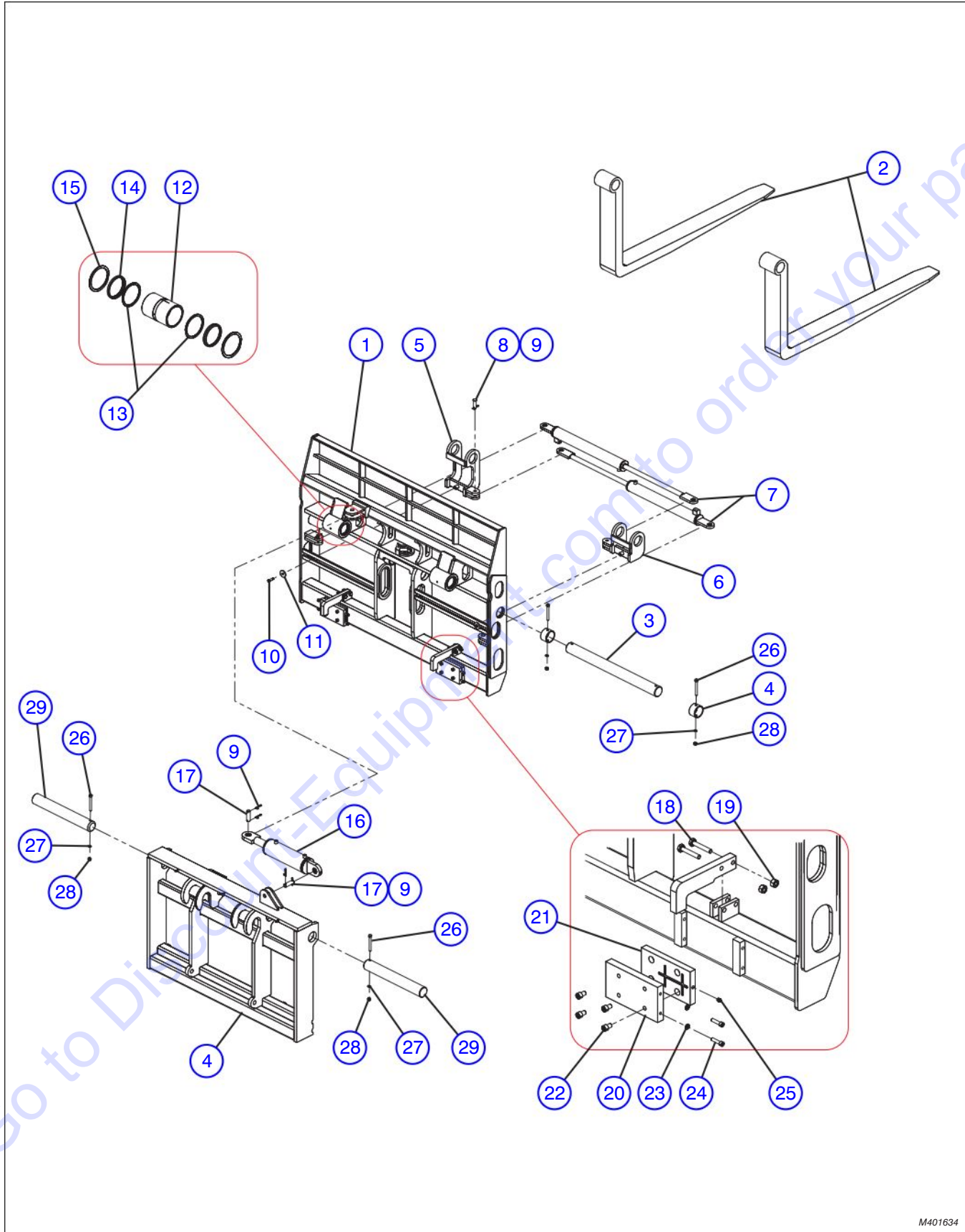


M402173

6.3 Fork Positioner/Side Shift Q.D. Carriage Assembly

Index No.	Skyjack Part No.	Qty.	Description
A	4-402173	1	ASSEMBLY, 72" FORK POSITIONER/SIDE SHIFT Q.D. CARRIAGE
B	4-401661	1	ASSEMBLY, 84" FORK POSITIONER/SIDE SHIFT Q.D. CARRIAGE
1	4-402172	1	• WELDMENT, 72" FS/SS Q.D. carriage A
	4-401660	1	• WELDMENT, 84" FS/SS Q.D. carriage B
2	4-412938	1	• SUBCARRIAGE, Shift
3	4-401410	2	• BAR, Fork (3.00" DIA X 34.56") A
	4-401426	2	• BAR, Fork (3.00" DIA X 40.56") B
4	4-405939	4	• COLLAR, Fork bar
5	4-401324	1	• WELDMENT, Fork carrier (RH)
6	4-401323	1	• WELDMENT, Fork carrier (LH)
7	4-401981	2	• CYLINDER, 72" Fork positioner A
	4-401427	2	• CYLINDER, 84" Fork positioner B
8	4-401273	4	• PIN, Stepped (3/4" DIA X 2 1/4")
9	4-401266	2	• SCREW, Shoulder (1/2" X 1" self locking)
10	4-401267	4	• WASHER, Bronze (2.0" DIA)
11	4-401012	8	• PIN, Cotter (1/4" X 1 3/4")
12	4-405544	2	• BEARING, Side Shift
13	4-400933	4	• RETAINING RING, (WHT-350)
14	4-409148	4	• WIPER, D (3")
15	4-400934	4	• RETAINING RING, (WHM-375)
16	4-405557	2	• SUPPORT BAR, Side shift subcarriage
17	4-409237	1	• CYLINDER, Side shift
18	4-401346	2	• PLATE, Tie back
19	4-400944	2	• PIN, (1.00" DIA)
20	4-406043	2	• PLATE, Pad mount (Side shift carriage)
21	4-405766	2	• SLIDE PAD, Top 7/8" side shift carriage
22	4-410775	2	• FITTING, Grease (1/8" NPT) A
		6	• FITTING, Grease (1/8" NPT) B
23	4-411772	8	• SCREW, Socket head cap (1/2" X 3/4")
24	4-411901	4	• SCREW, Hex head cap (1/2" NF X 3" gr.8 plated)
25	4-411842	4	• NUT, Lock with nylon insert (1/2"-20)
26	4-411693	8	• WASHER, Lock (3/8" zinc)
27	4-411697	8	• SCREW, Socket head cap (3/8" NC X 1 3/4")
28	4-411717	6	• SCREW, Hex head cap (1/2"-13 X 4 1/2" gr.5 zinc)
30	4-411838	6	• NUT, Lock with nylon insert (1/2"-13 NC)
31	4-401079	2	• FORKS, (2 3/4" X 6" X 48") A, B
	4-401080	2	• FORKS, (2 3/4" X 6" X 60") A, B
	4-401081	2	• FORKS, (2 3/4" X 6" X 72") A, B
	4-401082	2	• FORKS, (2 3/4" X 6" X 96") A, B
32	4-407824	6	• CONNECTOR, Quick, male butterfly B (Not Shown)
33	4-407825	6	• CONNECTOR, Quick, female butterfly B (Not Shown)

6.4 72" Service Fork Positioner/Side Shift Carriage Assembly

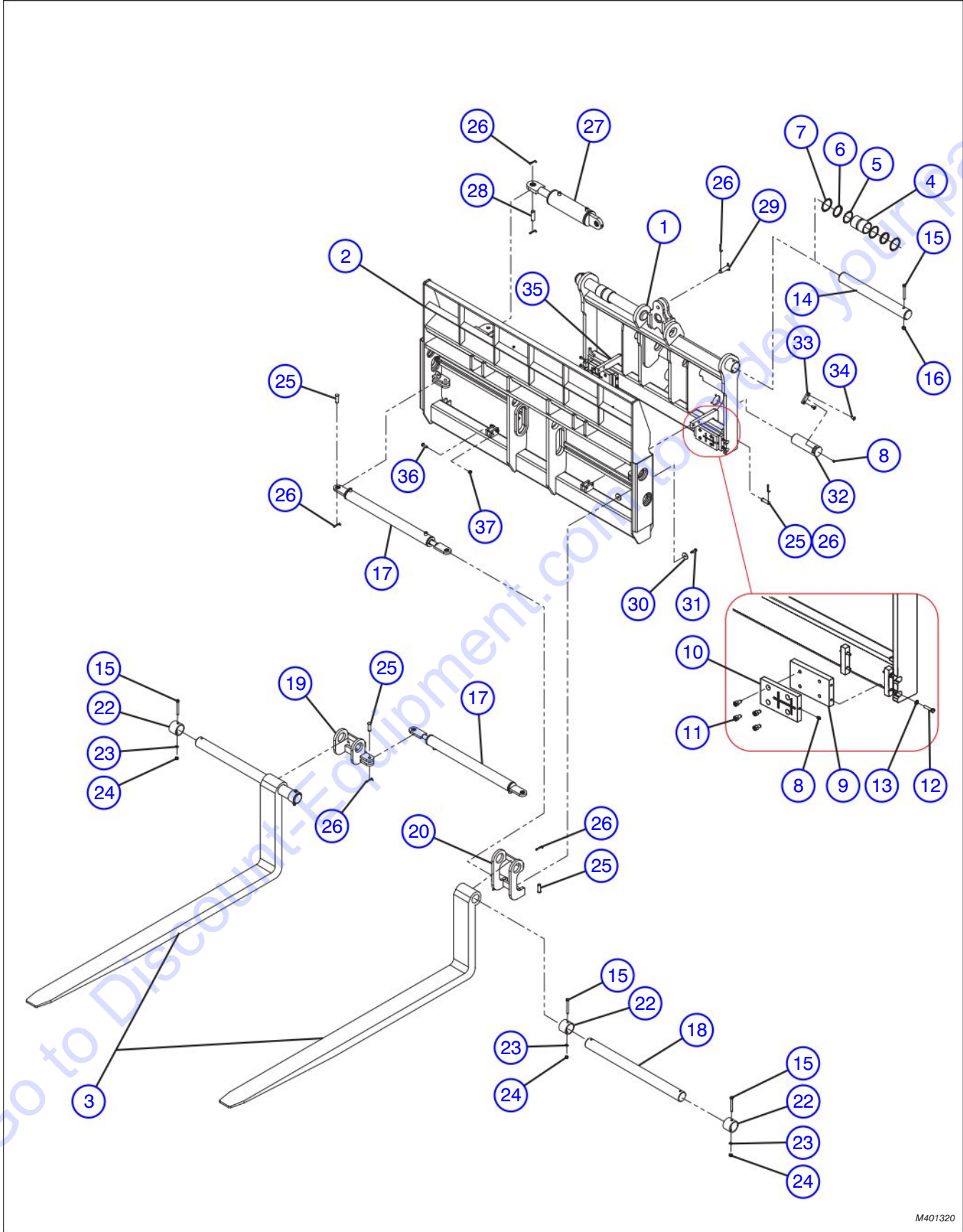


M401634

6.4 72" Service Fork Positioner/Side Shift Carriage Assembly

Index No.	Skyjack Part No.	Qty.	Description
-	4-401634	1	ASSEMBLY, 72" SERVICE FORK POSITIONER/SIDE SHIFT CARRIAGE
1	4-401600	1	• WELDMENT, CARRIAGE (72" FS/SS QD)
2	4-401079	2	• FORK, (2 3/4" X 6" X 48")
	4-401080	2	• FORK, (2 3/4" X 6" X 60")
	4-401081	2	• FORK, (2 3/4" X 6" X 72")
	4-401082	2	• FORK, (2 3/4" X 6" X 96")
3	4-401410	2	• BAR, Fork (3.00" DIA X 34.56" long)
4	4-405939	4	• COLLAR, Fork bar
5	4-401397	1	• WELDMENT, Fork carrier (LH)
6	4-401398	1	• WELDMENT, Fork carrier (RH)
7	4-401401	2	• CYLINDER, Fork positioner
8	4-401273	4	• PIN, STEPPED, .75 DIA X 2.25 LG
9	4-401012	4	• PIN, Cotter (1/4" X 1 3/4")
10	4-401266	2	• SCREW, Shoulder, (0.50" X 1.0" self locking)
11	4-401267	4	• WASHER, Bronze (2.0" DIA)
12	4-405544	2	• BEARING, Zinc-aluminum
13	4-400933	4	• RING, Retaining (WHT-350)
14	4-409148	4	• WIPER, D (3")
15	4-400934	4	• RING, Retaining (WHM-375)
16	4-409237	1	• CYLINDER, Side shift
17	4-400944	2	• PIN, (1.00")
18	4-411901	4	• SCREW, Hex head cap (1/2" NF X 3" gr.8 plated)
19	4-411842	4	• NUT, Lock with nylon insert (1/2"-20)
20	4-406043	2	• PLATE, Shift subcarriage
21	4-405766	2	• SLIDE PAD, Side shift carriage
22	4-411772	8	• SCREW, Hex head cap (1/2" X 4")
23	4-411693	8	• WASHER, Lock (3/8" zinc)
24	4-411780	8	• SCREW, Socket head cap (3/8" NC X 1 1/2" zinc)
25	4-410775	6	• FITTING, Grease (1/8" NPT)
26	4-411717	6	• SCREW, Hex head cap (1/2"-13 x 4 1/2" gr.5 zinc)
27	4-411719	4	• WASHER, Lock (1/2" zinc)
28	4-411720	4	• NUT, (1/2"-13 NC)
29	4-405557	2	• SHAFT, Side-shift carriage

6.5 Integral Fork Positioner/Side Shift Carriage Assembly

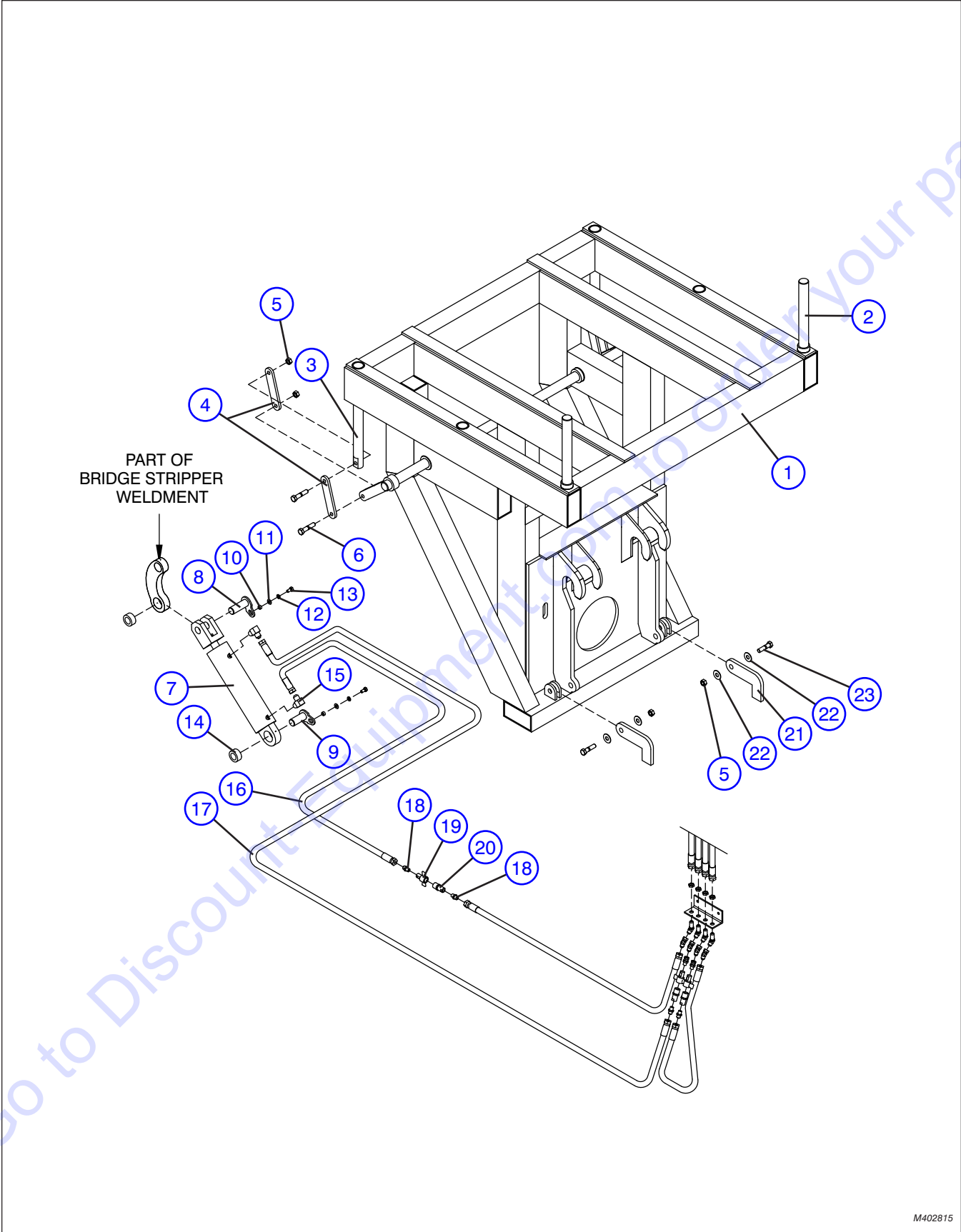


M401320

6.5 Integral Fork Positioner/Side Shift Carriage Assembly

Index No.	Skyjack Part No.	Qty.	Description
-	4-401320	1	ASSEMBLY, 84" INTEGRAL FORK POSITIONER/SIDE SHIFT CARRIAGE
1	4-401214	1	• WELDMENT, Integral sub-carriage
2	4-401314	1	• WELDMENT, 84" FS/SS integral carriage
3	4-401079	2	• FORK, (2 3/4" x 6" x 48", 30" back height)
	4-401080	2	• FORK, (2 3/4" x 6" x 60", 30" back height)
	4-401081	2	• FORK, (2 3/4" x 6" x 72", 30" back height)
	4-401082	2	• FORK, (2 3/4" x 6" x 96", 30" back height)
4	4-405544	2	• BEARING, Zinc-aluminum
5	4-400933	4	• RETAINING RING, WHT-350
6	4-409148	4	• WIPER, D (3")
7	4-400934	4	• RETAINING RING, WHM-375
8	4-410775	6	• FITTING, Grease (1/8" NPT)
9	4-406043	2	• PLATE, Shift subcarriage
10	4-405766	2	• SLIDE PAD, Side shift carriage
11	4-411772	8	• SCREW, Hex head cap (1/2" X 4")
12	4-411697	8	• SCREW, Hex head cap (3/8"-16 x 1 3/4" gr.5 zinc)
13	4-411693	8	• WASHER, Lock (3/8" zinc)
14	4-401222	2	• SHAFT, Side-shift carriage
15	4-411717	6	• SCREW, Hex head cap (1/2"-13 x 4 1/2" gr.5 zinc)
16	4-411838	6	• NUT, Lock (1/2"-13 NC)
17	4-401319	2	• CYLINDER, 84" FS integral carriage
18	4-401317	2	• BAR, Fork (3.00" DIA X 40.25")
19	4-401324	1	• WELDMENT, Fork carrier, RH
20	4-401323	1	• WELDMENT, Fork carrier, LH
21	4-405939	2	• COLLAR, Fork bar (inner)
22	4-401326	2	• COLLAR, Fork bar (3.00" ID X 2.63" outer)
23	4-411719	4	• WASHER, Lock (1/2" zinc)
24	4-411720	4	• NUT, (1/2"-13 NC)
25	4-401273	6	• PIN, STEPPED (0.75" DIA X 2.25")
26	4-401012	8	• PIN, Cotter (1/4" X 1 3/4")
27	4-409237	1	• CYLINDER, Side shift
28	4-400944	1	• PIN, (1.00")
29	4-401274	1	• PIN, (1.00" X 3.38")
30	4-401267	4	• WASHER, Bronze (2.0" DIA)
31	4-401266	2	• SCREW, Shoulder (0.50" X 1.0" self locking)
32	4-405547	2	• PIN, Carriage mount
33	4-405056	2	• PLATE, Pin lock
34	4-411773	4	• SCREW, Socket head cap (1/2" NC X 1" FL)
35	4-401346	2	• PLATE, Tie back
36	4-411901	4	• SCREW, Hex head cap (1/2" NF X 3" gr.8 plated)
37	4-411842	4	• NUT, Lock with nylon insert (1/2"-20)

6.6 Bridge Stripper Assembly

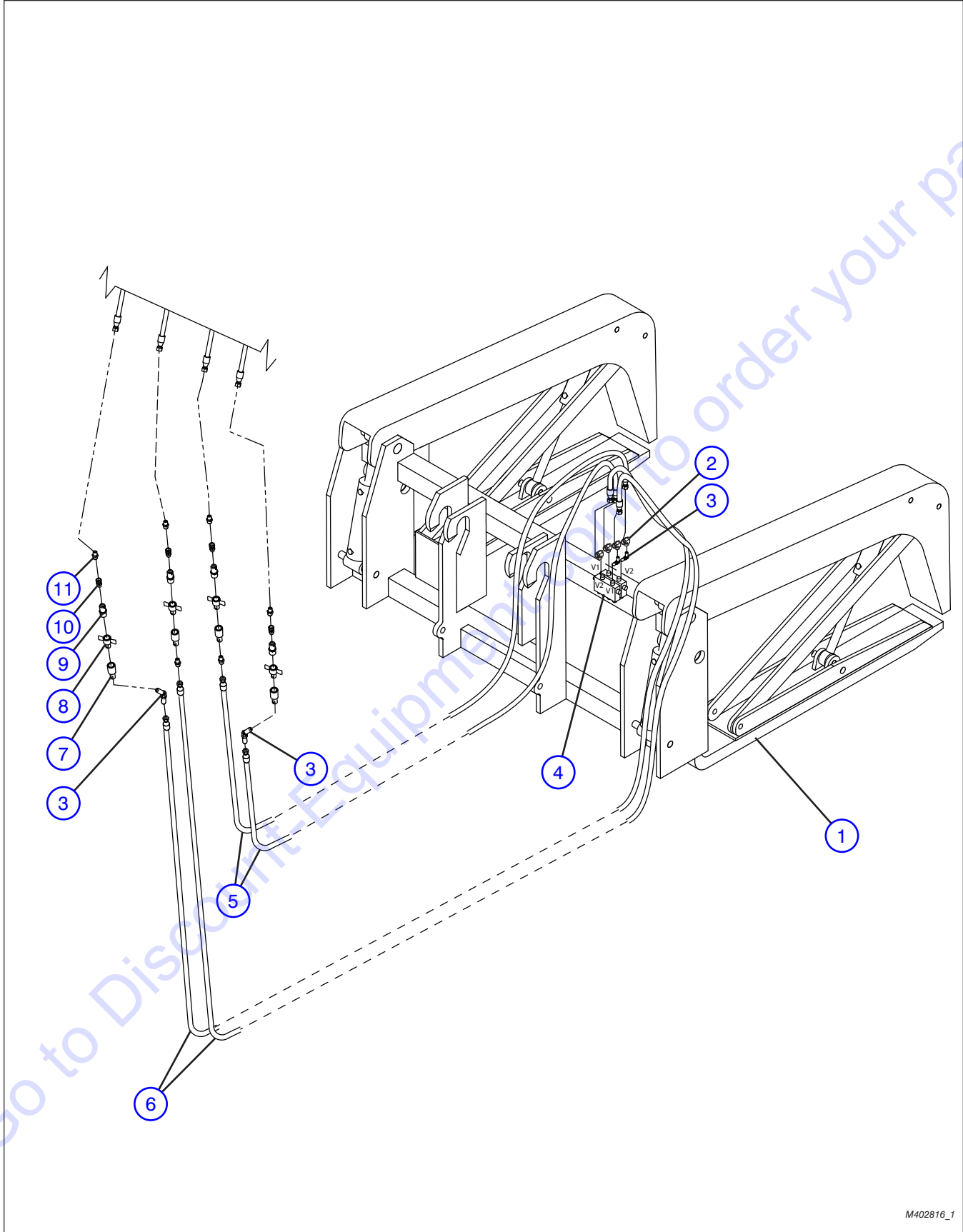


M402815

6.6 Bridge Stripper Assembly

Index No.	Skyjack Part No.	Qty.	Description
-	4-402815	1	ASSEMBLY, BRIDGE STRIPPER ATTACHMENT
1	4-412918	1	• WELDMENT, Bridge stripper
2	4-412919	2	• PIN, Bridge stripper short
3	4-405987	2	• PIN, Bridge stripper long
4	4-405998	4	• LINKAGE-1, Bridge stripper
5	4-411840	6	• NUT, Lock (3/4" NC)
6	4-411737	4	• BOLT, Hex head (3/4" x 3 1/2" NC)
7	4-409305	1	• CYLINDER, Bridge stripper
8	4-412921	1	• PIN, Rod end (Bridge stripper)
9	4-412920	2	• PIN, Base end (Bridge stripper)
10	4-408285	2	• SPACER
11	4-411718	2	• WASHER, Flat (1/2")
12	4-411719	2	• WASHER, Lock (1/2")
13	4-411710	2	• BOLT, Hex head (1/2" x 1" NC)
14	4-410107	2	• BEARING, Self aligning
15	4-405633	2	• PIPE, External (37° flare - 90°)
16	4-411036	1	• HOSE (781-C08-08FJ-08FJ-0345)
17	4-411082	1	• HOSE (781-C08-08FJ-08FJ-0621)
18	4-405595	2	• PIPE, External (37° flare)
19	4-407825	1	• HALF/WING NUT, Quick disconnect (Female)
20	4-407824	1	• HALF/WING FLANGE, Quick disconnect (Male)
21	4-405944	2	• TIEBACK ANGLE, Gripper
22	4-411742	4	• WASHER, Flat (3/4")
23	4-411736	2	• BOLT, Hex head (3/4" x 3" NC)

6.7 Pipe and Pole Grapple Assembly



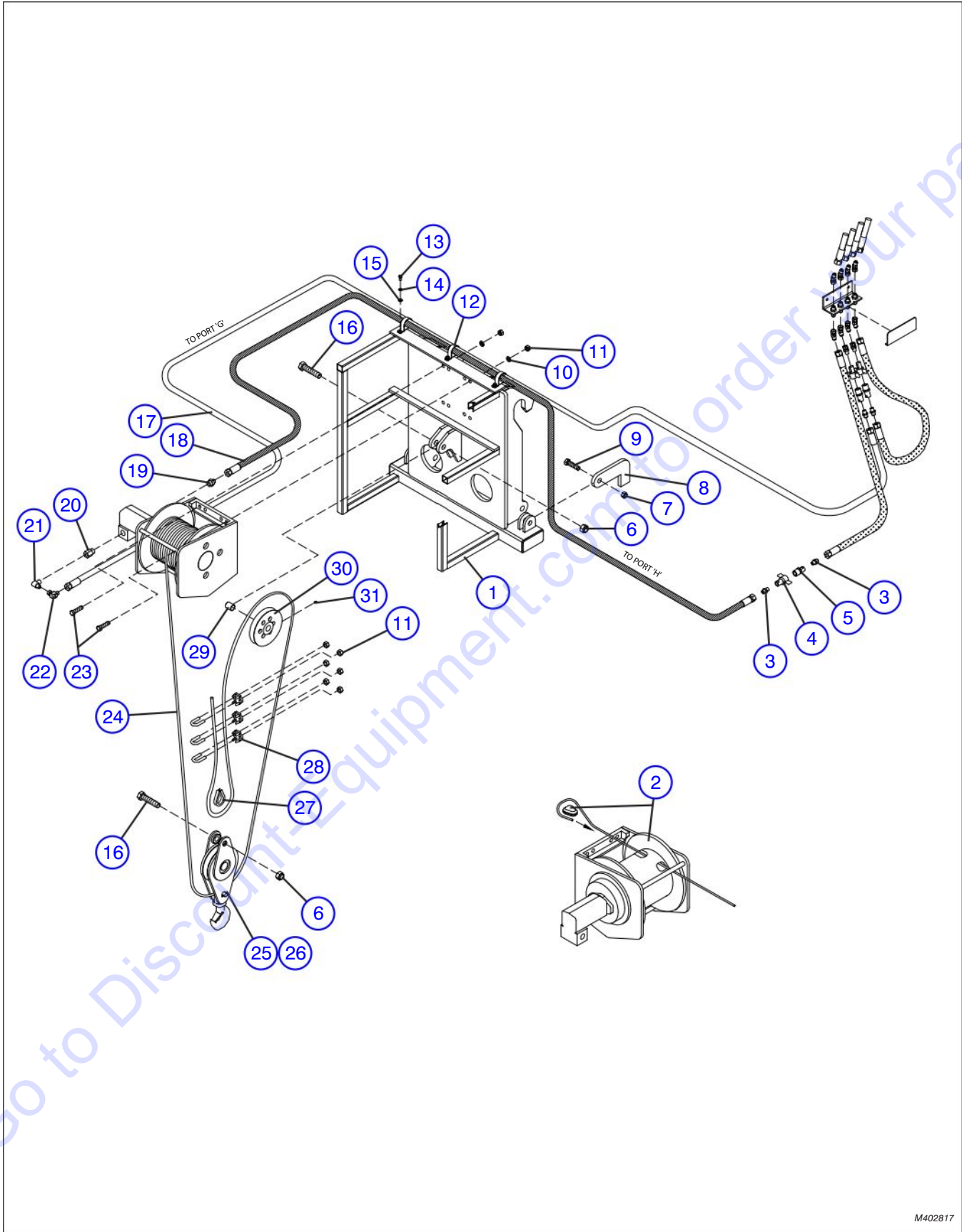
M402816_1

6.7 Pipe and Pole Grappler Assembly

Index No.	Skyjack Part No.	Qty.	Description
-	4-413630	1	ASSEMBLY, PIPE AND POLE GRAPPLER
1	4-411405	1	<ul style="list-style-type: none"> • GRAPPLER, Pipe and pole
2	4-406275	4	<ul style="list-style-type: none"> • FITTING, MORBXMJIC Adapter¹/₂ x ¹/₂ AER
3	4-406271	2	<ul style="list-style-type: none"> • FITTING, FJIC Swivel X MJIC 45°
4	4-410283	2	<ul style="list-style-type: none"> • VALVE, Grappler lock
5	4-411232	2	<ul style="list-style-type: none"> • HOSE, 781-C08-08FJ-08FJ-0560
6	4-411234	1	<ul style="list-style-type: none"> • HOSE, 781-C08-08FJ-08FJ-0614
7	4-405595	4	<ul style="list-style-type: none"> • PIPE, External (37° flare)
8	4-407825	4	<ul style="list-style-type: none"> • HALF/WING NUT, Quick disconnect (Female)
9	4-407824	4	<ul style="list-style-type: none"> • HALF/WING FLANGE, Quick disconnect (Male)
10	4-405578	4	<ul style="list-style-type: none"> • FITTING, External pipe (37° flare swivel)
11	4-405716	4	<ul style="list-style-type: none"> • FITTING, Bulkhead (union JIC)

Go to Discount-Equipment.com to order your parts

6.8 Winch Attachment Assembly

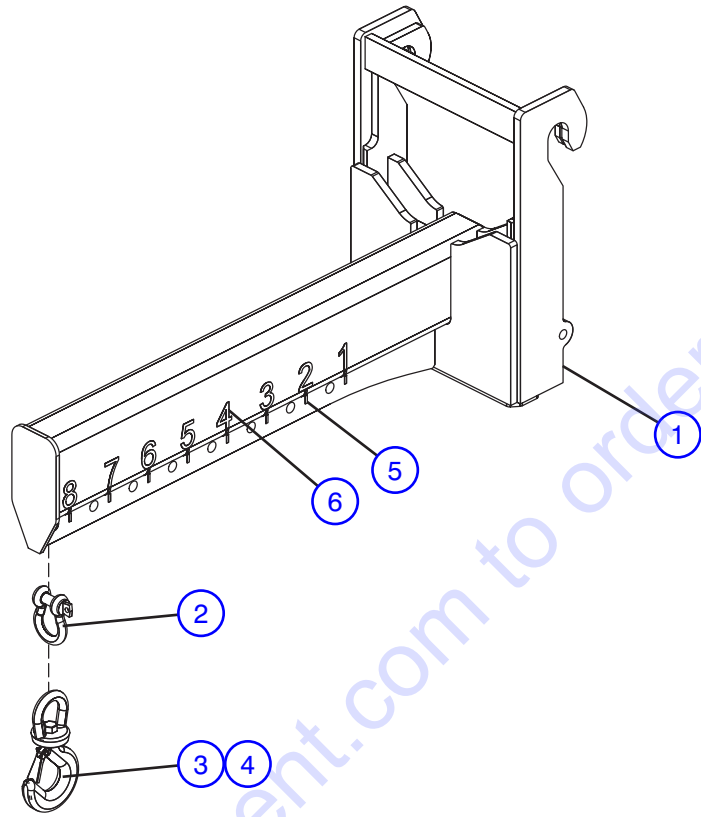


M402817

6.8 Winch Attachment Assembly

Index No.	Skyjack Part No.	Qty.	Description
-	4-402817	1	ASSEMBLY, THREE-PART LINE WINCH ATTACHMENT
1	4-412929	1	• MOUNT ATTACHMENT, Winch
2	4-408856	1	• WINCH MODEL, Tulsa (707W)
3	4-405595	2	• PIPE, External (37° flare)
4	4-407825	1	• HALF/WING NUT, Quick disconnect (Female)
5	4-407824	1	• HALF/WING FLANGE, Quick disconnect (Male)
6	4-411943	2	• NUT, Lock (1" NC, Grade 8)
7	4-411840	2	• NUT, Lock (3/4" NC)
8	4-405944	2	• TIEBACK ANGLE, Gripper
9	4-411736	2	• BOLT, Hex head (3/4" x 3" NC)
10	4-411731	2	• WASHER, Lock (5/8")
11	4-411732	8	• NUT, Hex (5/8" NC)
12	4-409187	3	• BRACKET, Hose
13	4-411683	3	• SCREW, Hex head cap (3/8" x 3/4" NC)
14	4-411693	3	• WASHER, Lock (3/8")
15	4-411694	3	• WASHER, Flat (3/8")
16	4-411942	2	• SCREW, Hex head cap (1" x 4 1/2", zinc)
17	4-411186	1	• HOSE (781-08-08FJ-08FJ-0900)
18	4-411185	1	• HOSE (781-08-08FJ-08FJ 0690)
19	4-405650	1	• FITTING, O-Ring (SAE 37° flare)
20	4-406551	1	• PIPE, Internal (SAE O-ring boss)
21	4-405637	1	• PIPE, External (37° flare - 90°)
22	4-406275	1	• FITTING (37° flare swivel / 37° flare - 90°)
23	4-411921	2	• BOLT, Hex head (5/8" x 2 1/2" NC, Grade 8)
24	4-409166	130"	• ROPE, Non-rotating wire (9/16" diameter)
25	4-412931	1	• SNATCH BLOCK (3-part line)
26	4-404148	1	• KIT, Latch
27	4-404110	1	• THIMBLE, Heavy duty (5/8")
28	4-404011	3	• CLIP, Crosby (9/16")
29	4-406079	1	• SLEEVE, Sheave (3-part line)
30	4-406080	1	• PULLEY, Winch
31	4-410779	1	• FITTING, Grease

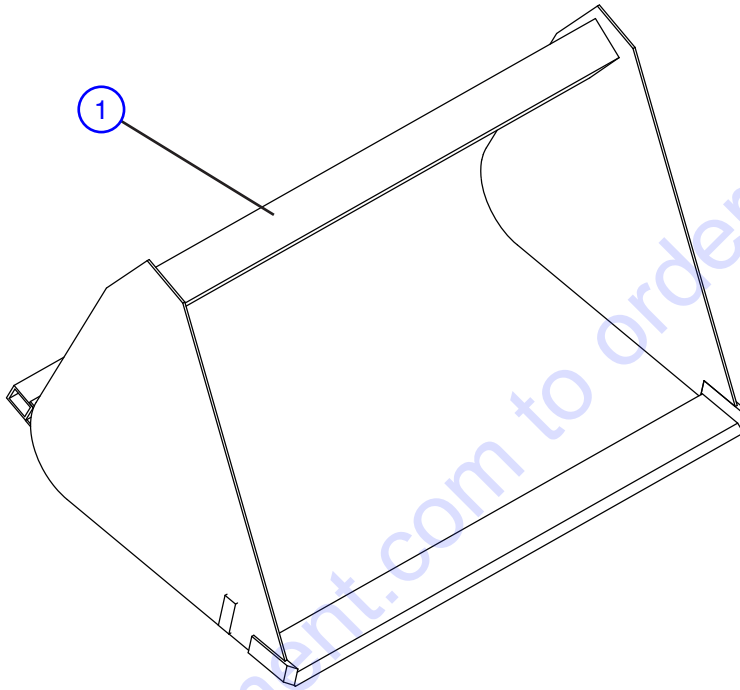
6.9 Jib Boom Attachment



M402500

Index No.	Skyjack Part No.	Qty.	Description
-	4-402500	1	JIB BOOM, Assembly (5', 20K capacity)
1	4-402498	1	• BOOM, 5' Jib (20K capacity)
2	4-402653	1	• SHACKLE (1" nominal, 12.5 ton capacity)
3	4-402654	1	• HOOK, Swivel (11 ton capacity)
4	4-414327	1	• LATCH KIT, Swivel hook
5	4-402652	1	• DECAL, Dashes (1")
6	4-402651	1	• DECAL, Numbers 1 to 8 (3.38")

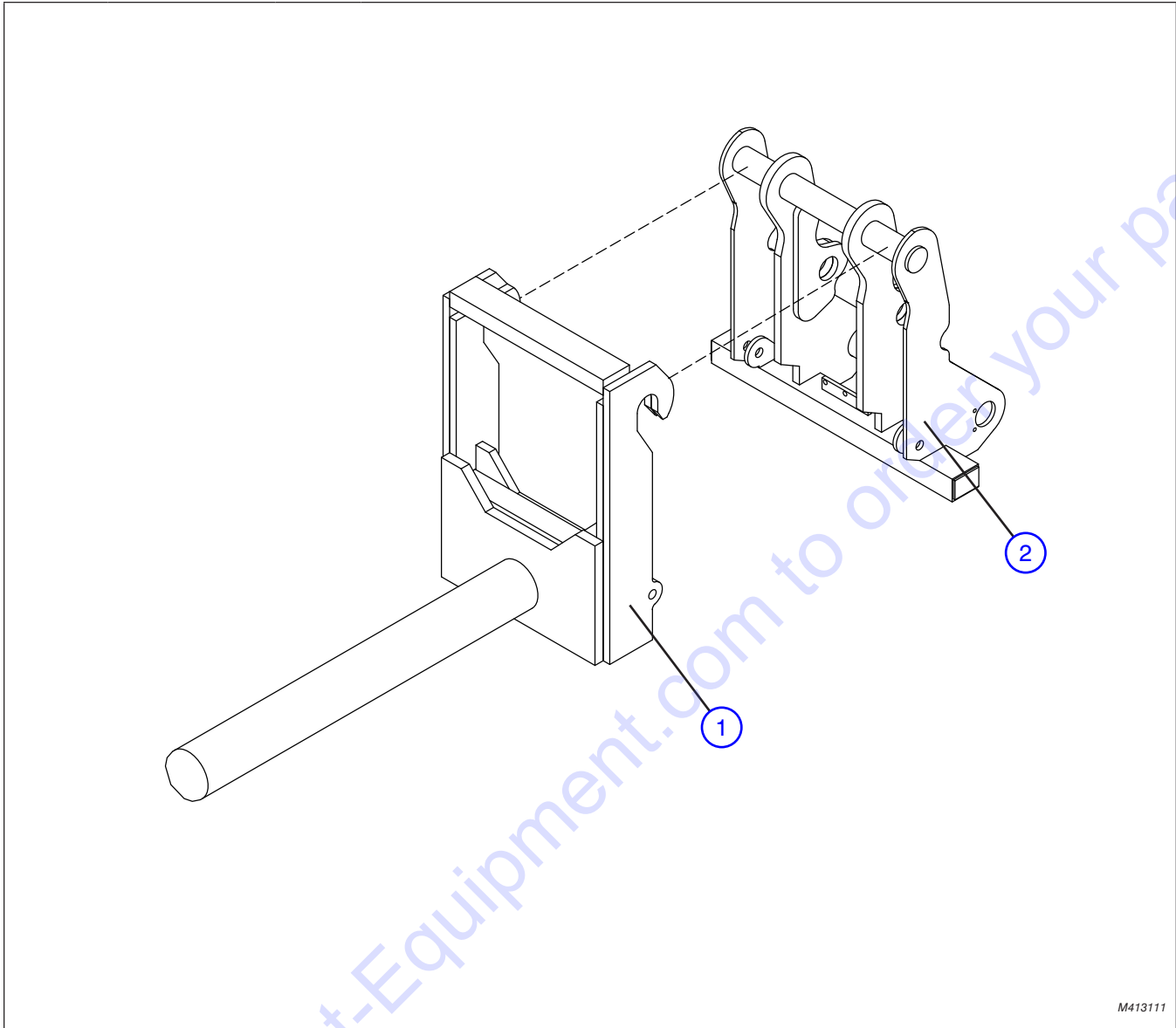
6.10 Bucket Attachment



M412766

Index No.	Skyjack Part No.	Qty.	Description
1	4-412766	1	BUCKET, Light material

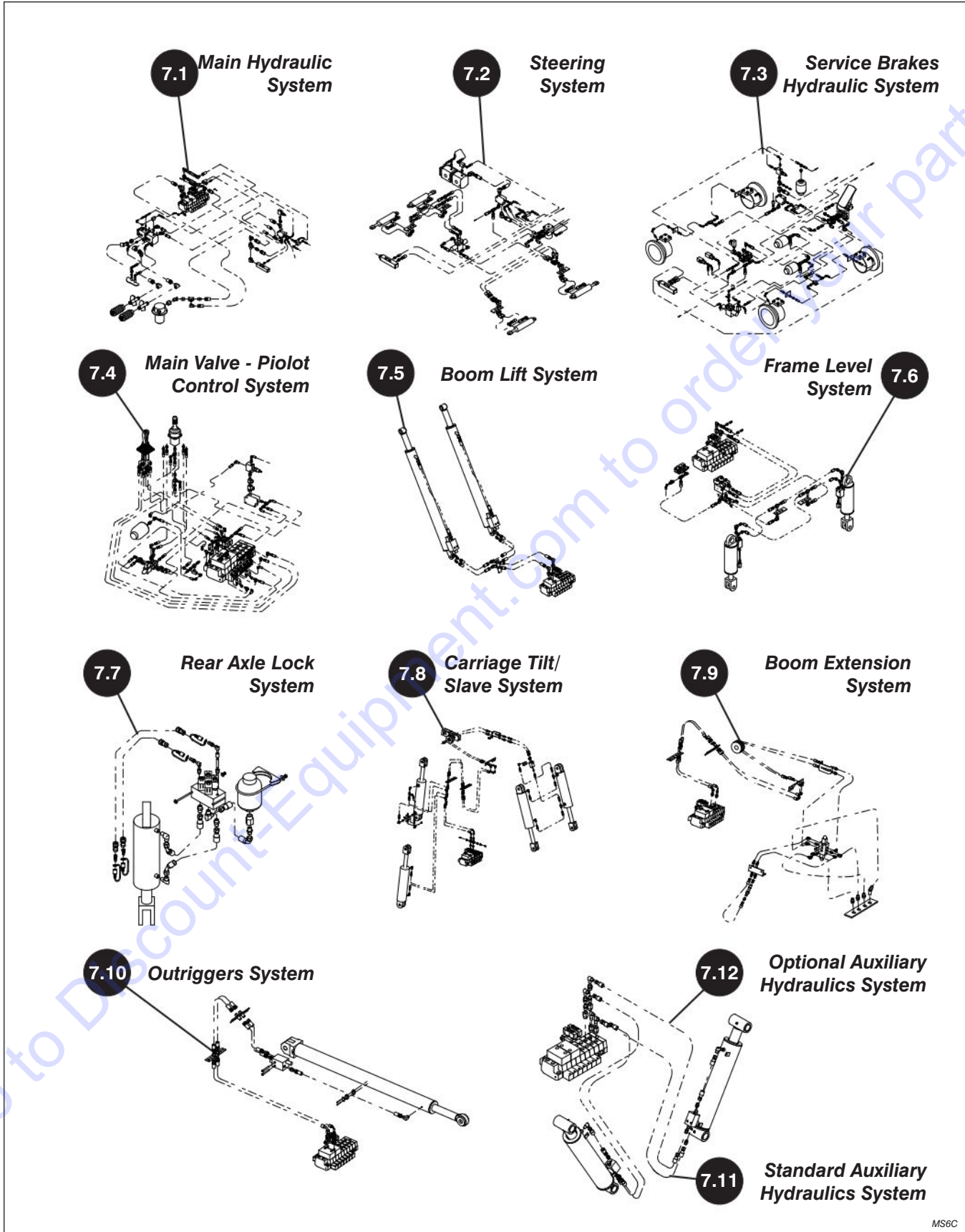
6.11 51" Coil Ram Attachment



M413111

Index No.	Skyjack Part No.	Qty.	Description
1	4-413111	1	RAM, Coil (51")
2	(Ref.)	-	WELDMENT, Sub-carriage (For components, refer to Section 5.1)

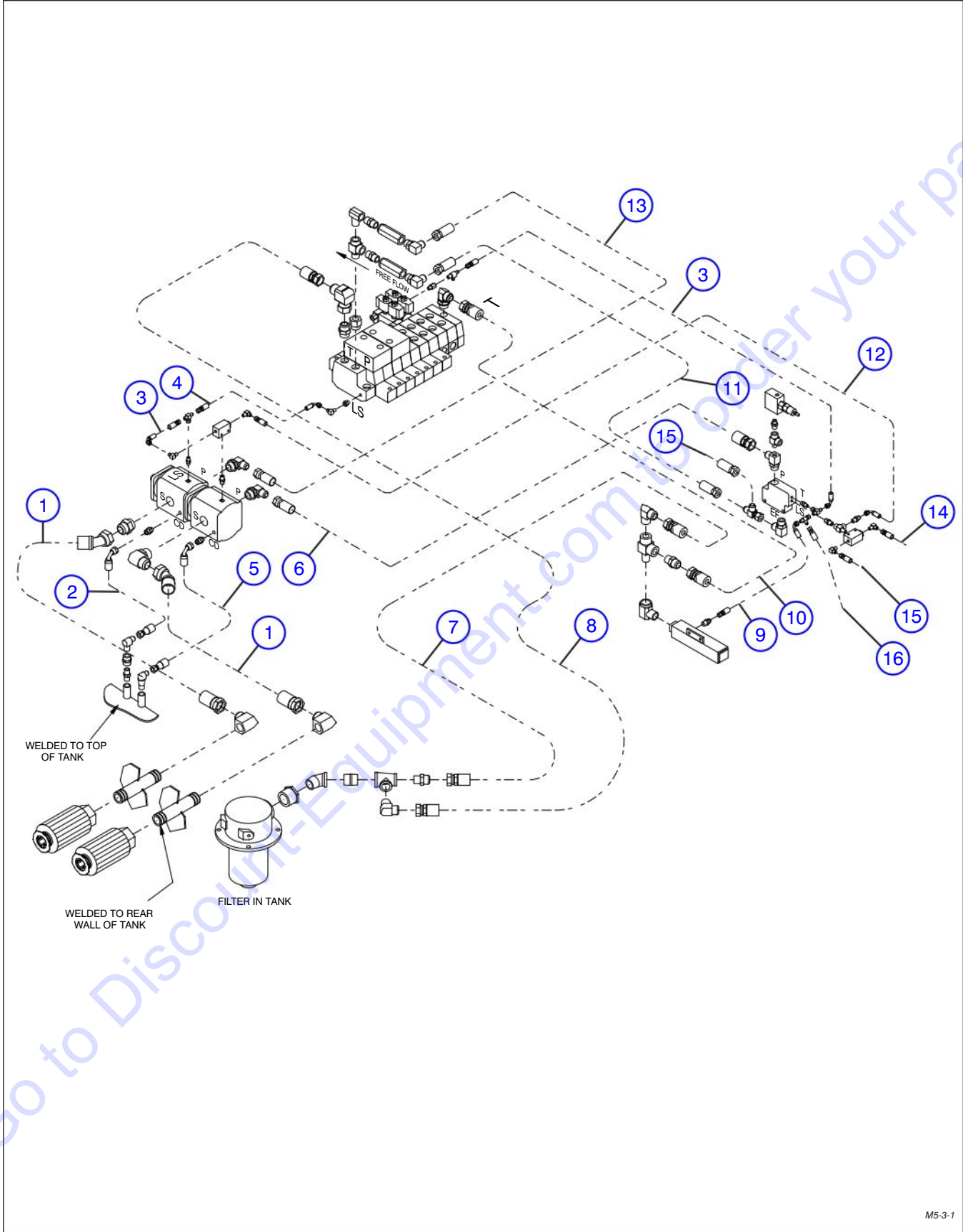
7.0 HYDRAULIC HOSE CONNECTION RELATED PARTS



7

MS6C

7.1 Main Hydraulics System

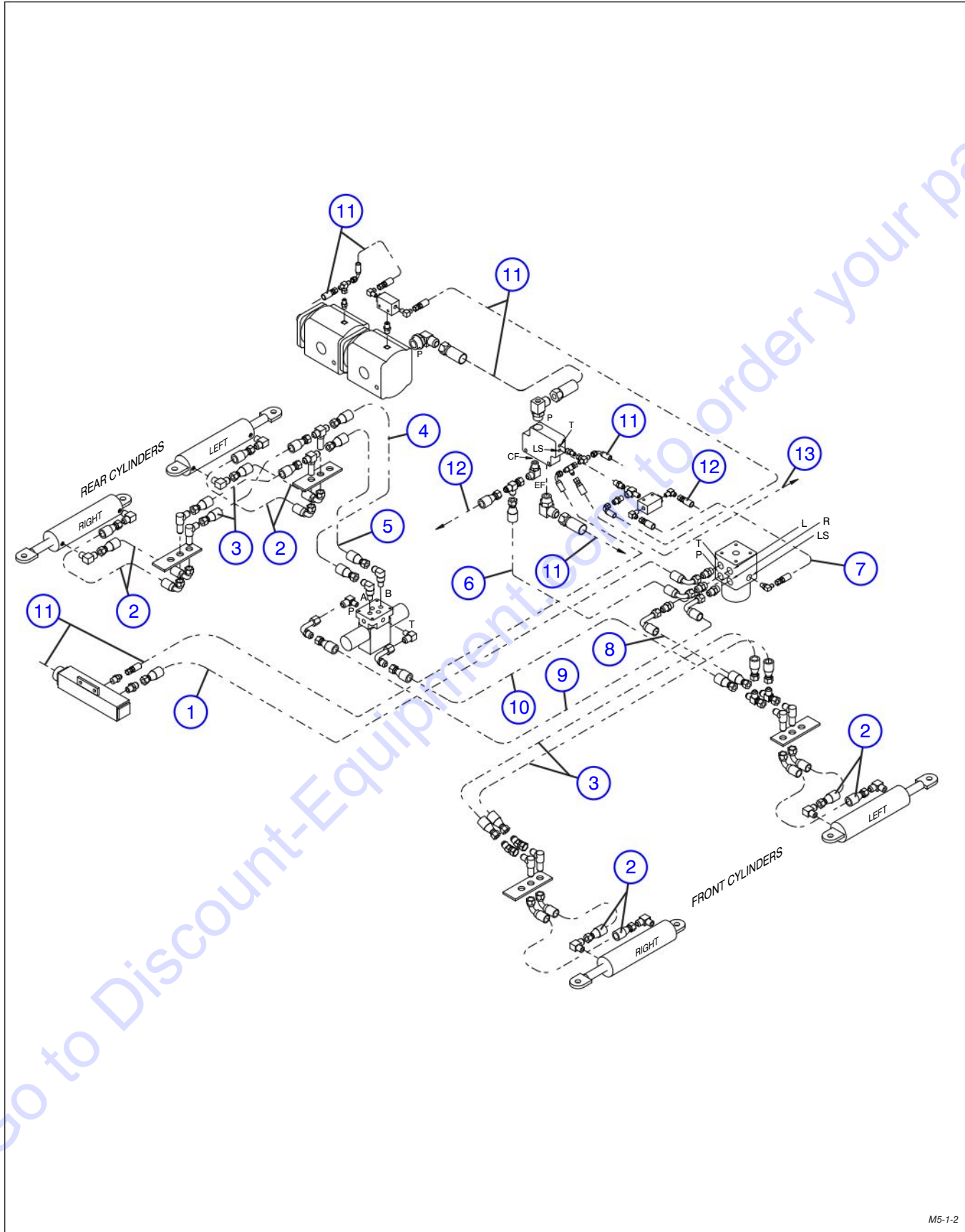


M5-3-1

7.1 Main Hydraulics System

Index No.	Skyjack Part No.	Qty.	Description
1	4-411029	-	HOSE, ASSEMBLY
		1	(Rear tandem piston pumps port S to rear strainer)
		1	(Front tandem piston pumps port S to front strainer)
2	4-410922	1	HOSE, ASSEMBLY (Rear tandem piston pump port CD to hydraulic tank)
3	4-411328	-	HOSE, ASSEMBLY
		1	(Check valve at front tandem pump to rear tandem piston pump port LS)
		1	(Priority valve port T to main valve)
4	4-411352	1	HOSE, ASSEMBLY
			(Rear tandem piston pump port LS to main valve port LS)
5	4-410900	1	HOSE, ASSEMBLY (Front tandem piston pump port CD to hydraulic tank)
6	4-411274	1	HOSE, ASSEMBLY
			(Front tandem piston pump port P to priority valve port P)
7	4-411009	1	HOSE, ASSEMBLY (Return manifold to return filter on hydraulic tank)
8	4-411081	1	HOSE, ASSEMBLY (Main Valve port T to return filter on hydraulic tank)
9	4-411012	1	HOSE, ASSEMBLY (Priority valve port LS to return manifold)
10	4-411080	1	HOSE, ASSEMBLY (Main valve port T to Return manifold)
11	4-411022	1	HOSE, ASSEMBLY (Main valve port P to priority valve port EF)
12	4-411192	1	HOSE, ASSEMBLY
			(Check valve at priority valve to check valve at front tandem pump)
13	4-411054	1	HOSE, ASSEMBLY (Main valve port P to rear tandem piston pump port P)
14	(Ref.)	-	HOSE, ASSEMBLY (Service brake hydraulic system)
			(For components, refer to Section 7.3)
15	(Ref.)	-	HOSE, ASSEMBLY (Steer System)
			(For components, refer to Section 7.2)
16	(Ref.)	-	HOSE, ASSEMBLY (Main valve pilot control system)
			(For components, refer to Section 7.4)

7.2 Steering System

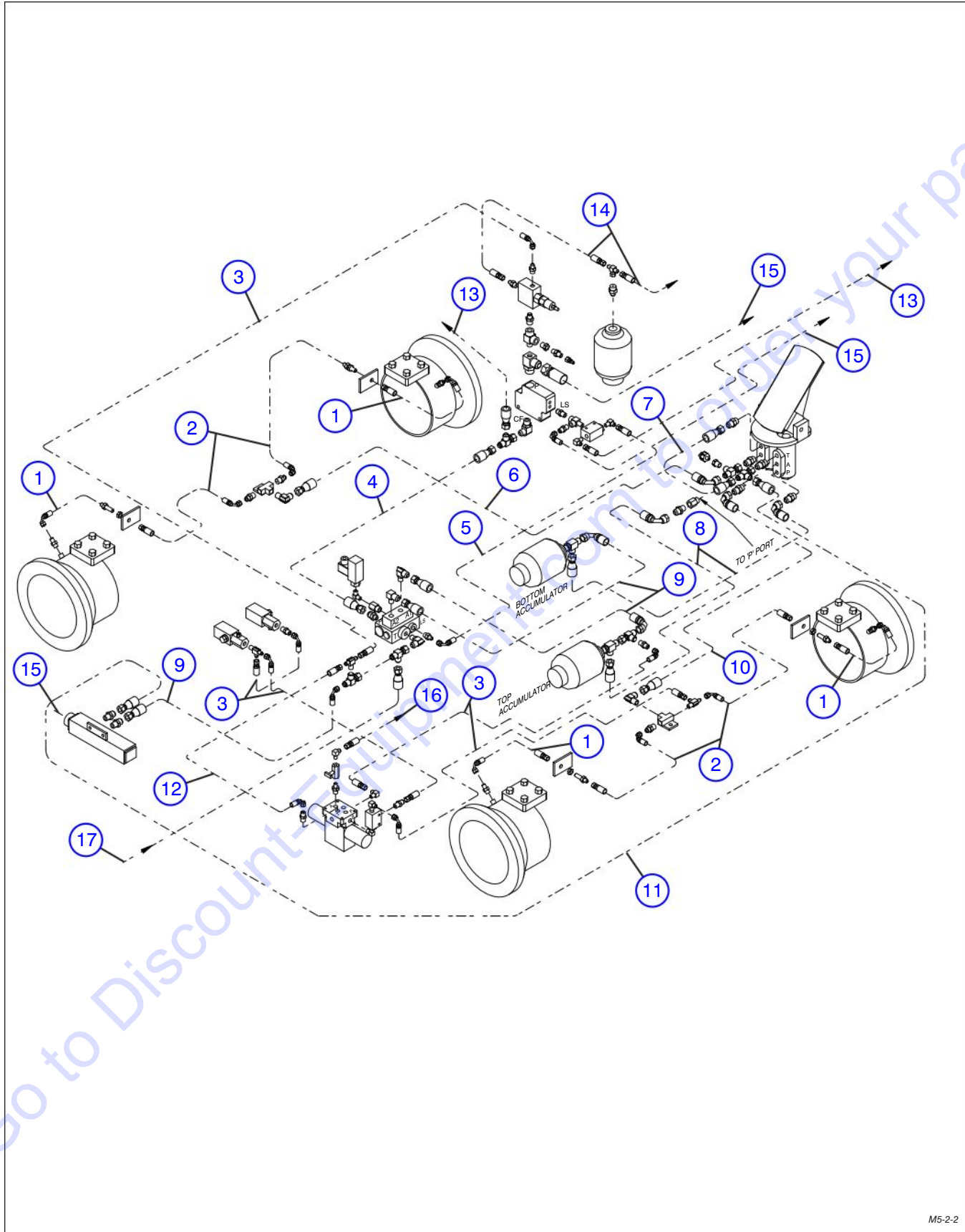


M5-1-2

7.2 Steering System

Index No.	Skyjack Part No.	Qty.	Description
1	4-411229	1	HOSE, ASSEMBLY (Orbital steering motor port T to return manifold)
2	4-410900	8	HOSE, ASSEMBLY (Steer cylinders to bulkheads)
3	4-410896	4	HOSE, ASSEMBLY (Bulkhead to bulkhead)
4	4-411020	1	HOSE, ASSEMBLY (Function valve port A to rear left bulkhead - steer left)
5	4-411023	1	HOSE, ASSEMBLY (Function valve port B to rear left bulkhead - steer right)
6	4-410982	1	HOSE, ASSEMBLY (Priority valve port CF to orbital steering motor port P)
7	4-411273	1	HOSE, ASSEMBLY (Check valve at priority valve to orbital steering motor port LS)
8	4-411230	1	HOSE, ASSEMBLY (Orbital steering motor port L to front left bulkhead - steer left)
9	4-411304	1	HOSE, ASSEMBLY (Orbital steering motor port R to function valve port P)
10	4-411015	1	HOSE, ASSEMBLY (Function valve port T to front left bulkhead - steer right)
11	(Ref.)	-	HOSE, Assembly (Main Hydraulic) (For components, refer to Section 7.1)
12	(Ref.)	-	HOSE Assembly (Service brake system) (For components, refer to Section 7.3)
13	(Ref.)	-	HOSE, ASSEMBLY (Main pilot control) (For components, refer to Section 7.4)

7.3 Service Brakes Hydraulic System

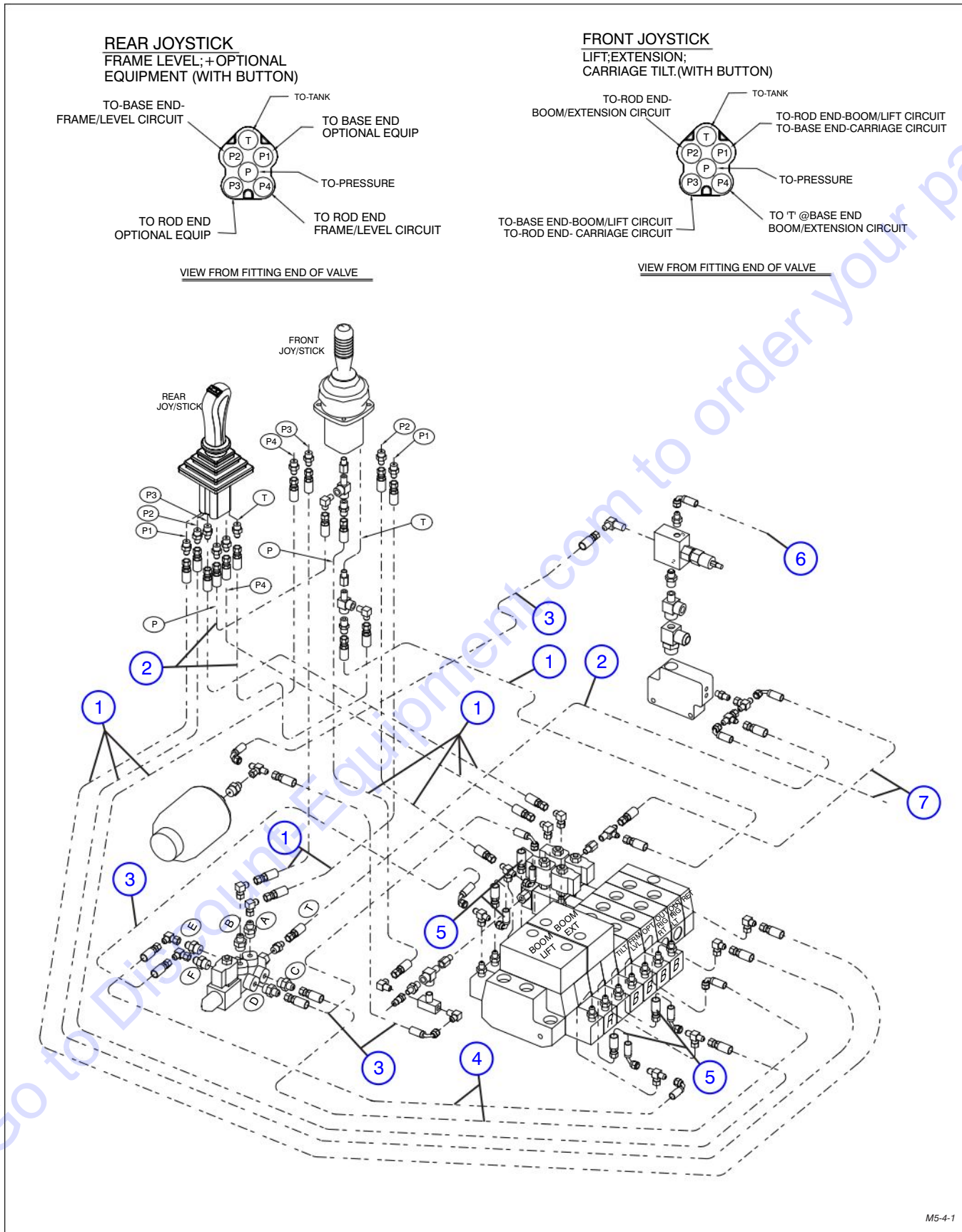


M5-2-2

7.3 Service Brakes Hydraulic System

Index No.	Skyjack Part No.	Qty.	Description
1	4-410945	4	HOSE, ASSEMBLY (Axle service brakes to bulkheads)
2	4-411011	4	HOSE, ASSEMBLY (Bulkheads to brake tees)
3	4-411328	-	HOSE, ASSEMBLY
		1	(Pressure reducing valve to tee at brake charge valve)
		1	(Left pressure switch to right pressure switch)
		1	(Right pressure switch to check valve at function valve)
		1	(Check valve at function valve to front brake tee)
		1	(Function valve port P to top accumulator)
4	4-410922	1	HOSE, ASSEMBLY
			(Brake charge valve port P to priority valve port CF)
5	4-411008	1	HOSE, ASSEMBLY
			(Brake charge valve port LS to check valve at priority valve)
6	4-411231	1	HOSE, ASSEMBLY (Rear brake tee to brake pedal valve left port A)
7	4-411363	1	HOSE, ASSEMBLY
			(Brake pedal valve left port T to brake pedal valve right port T)
8	4-410981	-	HOSE, ASSEMBLY
		1	(Brake pedal valve left port P to top accumulator)
		1	(Brake pedal valve right port P to bottom accumulator)
9	4-410900	-	HOSE, ASSEMBLY
		1	(Top accumulator to brake charge valve port A1)
		1	(Bottom accumulator to brake charge valve port A2)
		1	(Brake charge valve port T to return manifold)
10	4-410953	1	HOSE, ASSEMBLY
			(Brake pedal valve right port A to front brake tee)
11	4-410906	1	HOSE, ASSEMBLY
			(Brake pedal valve right port T to return manifold)
12	4-411013	1	HOSE, ASSEMBLY
			(Function valve port T to tee at brake charge valve)
13	(Ref.)	1	HOSE, ASSEMBLY (Steer system)
			(For components, refer to Section 7.2)
14	(Ref.)	1	HOSE, ASSEMBLY (Main Pilot control)
			(For components, refer to Section 7.4)
15	(Ref.)	1	HOSE, ASSEMBLY (Main Hydraulic)
			(For components, refer to Section 7.1)
16	4-411192	1	HOSE, ASSEMBLY (Park brake valve port A to parking brake caliper)
17	(Ref.)	1	HOSE, ASSEMBLY (Frame level system)
			(For components, refer to Section 7.6)

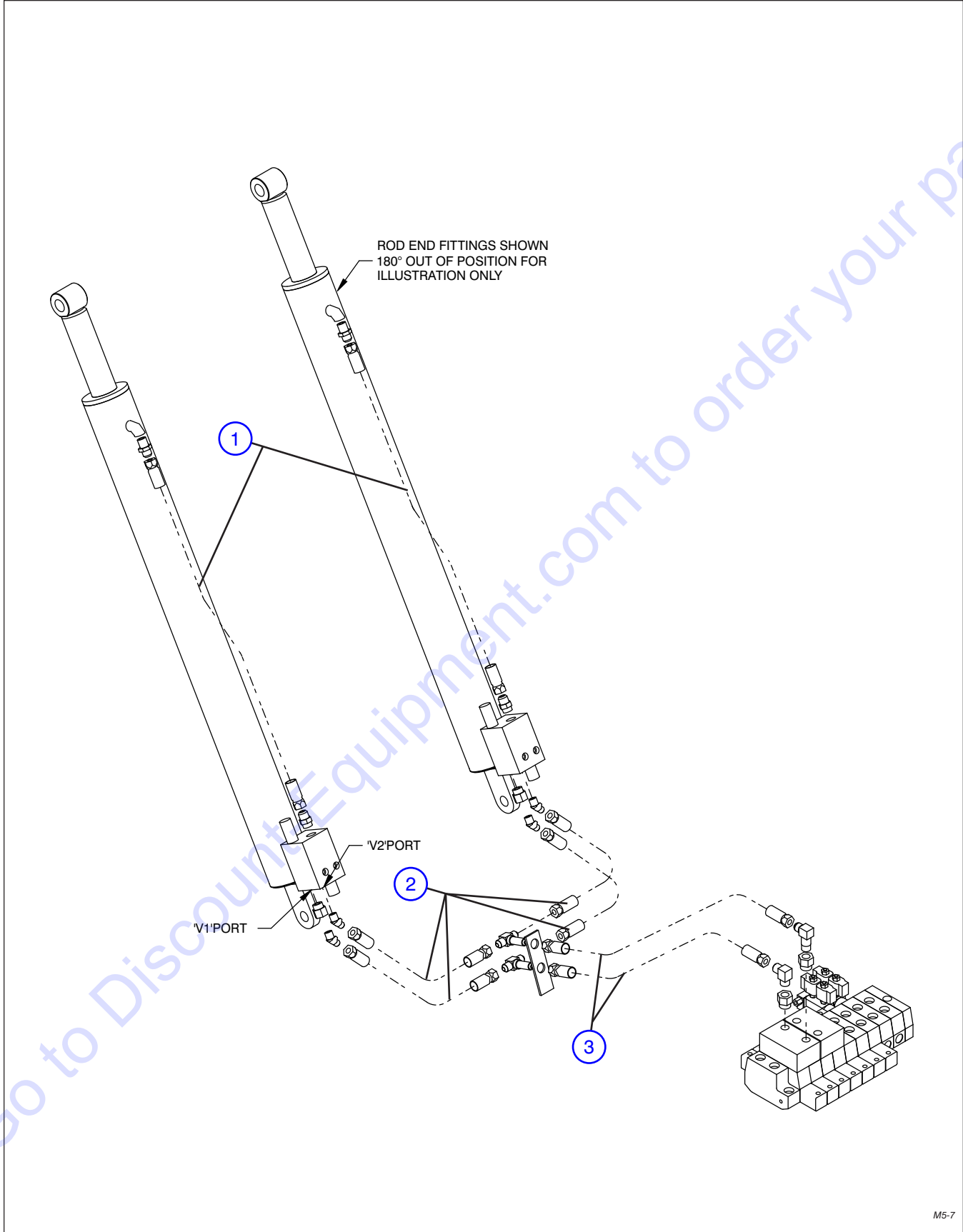
7.4 Main Valve - Pilot Control



7.4 Main Valve - Pilot Control

Index No.	Skyjack Part No.	Qty.	Description
1	4-410993	-	HOSE, ASSEMBLY
		1	(Main valve option pilot to rear joystick port P1)
		1	(Main valve - frame level pilot to rear joystick port P2)
		1	(Tee at main valve - boom extension pilot to front joystick port P4)
		1	(Front joystick port P3 to Diverter valve port B)
		1	(Front joystick port P1 to Diverter valve port A)
		1	(Front joystick port P to tee at main valve - outrigger RT pilot)
		1	(Front joystick port P2 to tee at main valve - boom extension pilot)
		1	(Rear joystick port P4 to main valve - frame level pilot)
		1	(Rear joystick port P3 to main valve - option pilot)
		1	(Front joystick port T to main valve - outrigger LT pilot)
2	4-410995	-	HOSE, ASSEMBLY
		1	(Rear joystick port P to front joystick port P)
		1	(Rear joystick port T to front joystick port T)
3	4-411328	-	HOSE, ASSEMBLY
		1	(Priority valve port T to diverter valve port T)
4	4-411317	-	HOSE, ASSEMBLY
		1	(Pressure reducing valve to accumulator)
		1	(Diverter valve port F to tee at main valve - boom lift pilot)
		1	(Diverter valve port D to main valve - tilt pilot)
5	4-410813	-	HOSE, ASSEMBLY
		1	(Front joystick port T to tee at main valve - outrigger LT pilot)
6	(Ref.)	-	HOSE, ASSEMBLY
		2	(tee at main valve - boom lift pilot to main valve - boom lift pilot)
7	(Ref.)	-	HOSE, ASSEMBLY (Service brake system)
		2	(tee at main valve - boom ext. pilot to main valve - boom ext. pilot)
			(For components, refer to Section 7.3)
			HOSE, ASSEMBLY (Main hydraulic system)
			(For components, refer to Section 7.1)

7.5 Boom Lift System



M5-7

PARTS FINDER

**Search Website
by Part Number**



**Search Manual
Library For Parts
Manual & Lookup Part
Numbers – Purchase
or Request Quote**

Search Manuals

Enter your information to help us find the right parts manual for your machine.

* Brand:

* Model:

* Serial:

* Part Number:

SEARCH

**Can't Find Part or
Manual? Request Help
by Manufacturer,
Model & Description**

Parts Order Form

Please fill in the following information to help us find the right part for your machine.

Manufacturer:	<input type="text"/>
Model:	<input type="text"/>
Description:	<input type="text"/>
Part Number:	<input type="text"/>
Quantity:	<input type="text"/>
Notes:	<input type="text"/>

Submit

Discount-Equipment.com is your online resource for quality parts & equipment.

Florida: **561-964-4949** Outside Florida TOLL FREE: **877-690-3101**

Need parts?

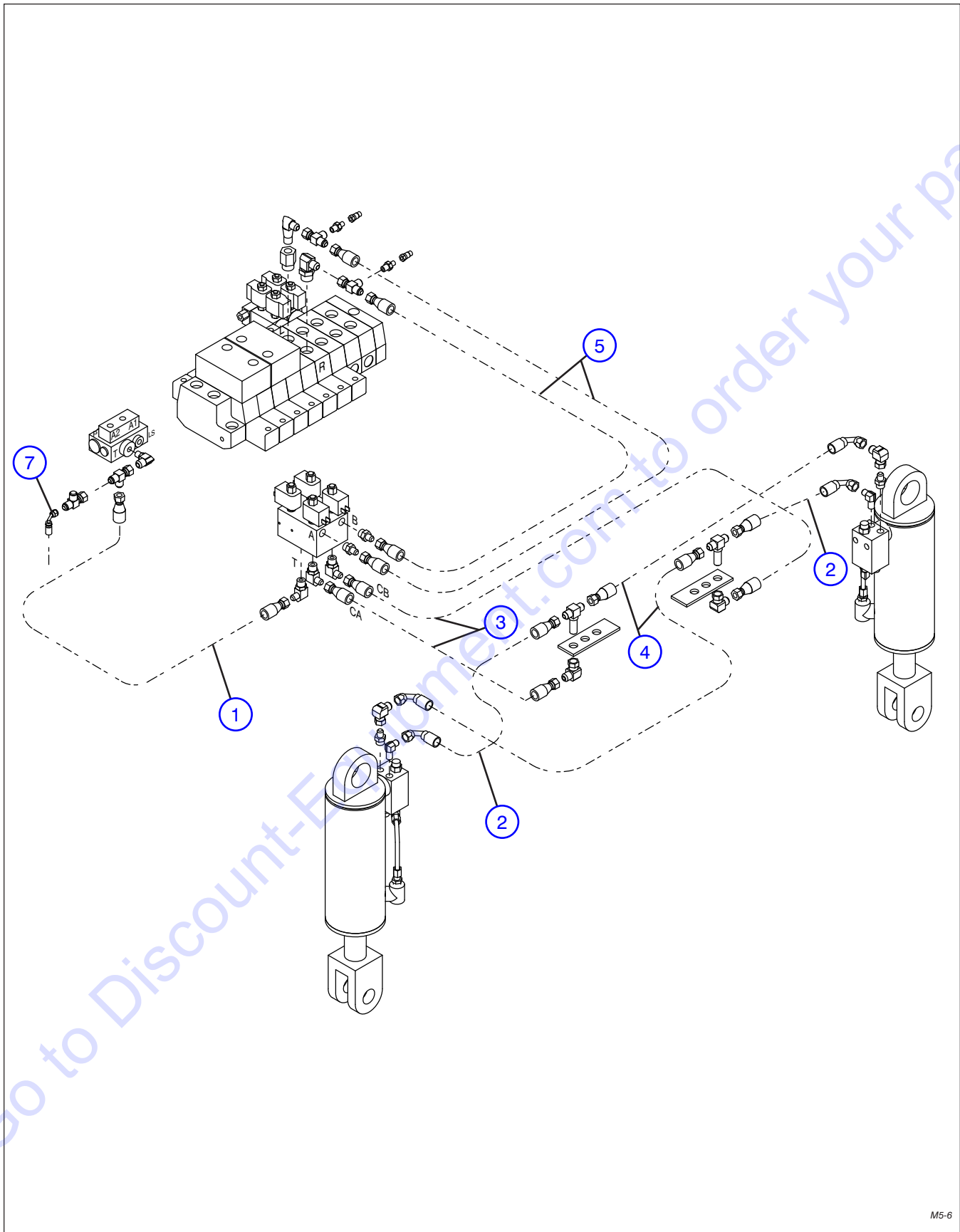
Click on this link: <http://www.discount-equipment.com/category/5443-parts/> and choose one of the options to help get the right parts and equipment you are looking for. Please have the machine model and serial number available in order to help us get you the correct parts. If you don't find the part on the website or on one of the online manuals, please fill out the request form and one of our experienced staff members will get back to you with a quote for the right part that your machine needs.

We sell worldwide for the brands: Genie, Terex, JLG, MultiQuip, Mikasa, Essick, Whiteman, Mayco, Toro Stone, Diamond Products, Generac Magnum, Airman, Haulotte, Barreto, Power Blanket, Nifty Lift, Atlas Copco, Chicago Pneumatic, Allmand, Miller Curber, Skyjack, Lull, Skytrak, Tsurumi, Husquvarna Target, Stow, Wacker, Sakai, Mi-T-M, Sullair, Basic, Dynapac, MBW, Weber, Bartell, Bennar Newman, Haulotte, Ditch Runner, Menegotti, Morrison, Contec, Buddy, Crown, Edco, Wyco, Bomag, Laymor, EZ Trench, Bil-Jax, F.S. Curtis, Gehl Pavers, Heli, Honda, ICS/PowerGrit, IHI, Partner, Imer, Clipper, MMD, Koshin, Rice, CH&E, General Equipment, Amida, Coleman, NAC, Gradall, Square Shooter, Kent, Stanley, Tamco, Toku, Hatz, Kohler, Robin, Wisconsin, Northrock, Oztec, Toker TK, Rol-Air, APT, Wylie, Ingersoll Rand / Doosan, Innovatech, Con X, Ammann, Mecalac, Makinex, Smith Surface Prep, Small Line, Wanco, Yanmar

7.5 Boom Lift System

Index No.	Skyjack Part No.	Qty.	Description
1	4-411050	2	HOSE, ASSEMBLY (Lift cylinders rods to lock valves port C2)
2	4-411065	-	HOSE, ASSEMBLY
		2	(Lock valve port V1 to bottom tee at bulkhead)
		2	(Lock valve port V2 to top tee at bulkhead)
3	4-411032	-	HOSE, ASSEMBLY
		1	(Top tee bulkhead to main valve - boom lift base end port)
		1	(Bottom tee bulkhead to main valve - boom lift rod end port)

7.6 Frame Level System

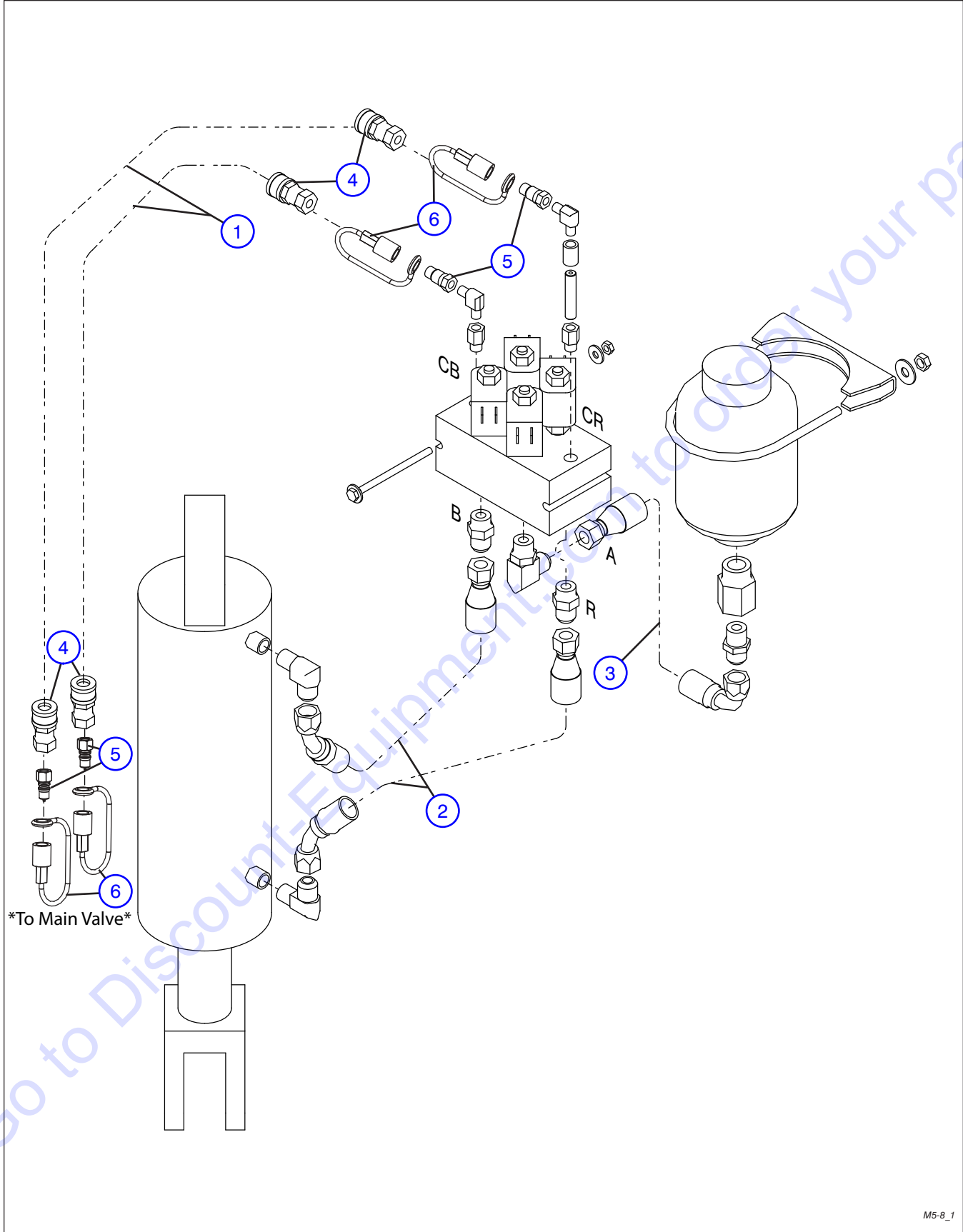


M5-6

7.6 Frame Level System

Index No.	Skyjack Part No.	Qty.	Description
1	4-411014	1	HOSE, ASSEMBLY (Frame level valve port T to brake charge valve port T)
2	4-411056	-	HOSE, ASSEMBLY
		1	(Right cylinder valve port V1 to tee at right bulkhead)
		1	(Left cylinder valve port V1 to tee at left bulkhead)
3	4-411071	-	HOSE, ASSEMBLY
		1	(Frame level valve port CA to elbow fitting at right bulkhead)
		1	(Frame level valve port CB to elbow fitting at left bulkhead)
4	4-411055	-	HOSE, ASSEMBLY
		1	(Tee at right bulkhead to left cylinder valve port V2)
		1	(Tee at left bulkhead to right cylinder valve port V2)
5	4-411014	-	HOSE, ASSEMBLY
		1	(Frame level valve port A to main valve - frame level base end port)
		1	(Frame level valve port B to main valve - frame level rod end port)
7	(Ref.)	-	HOSE, ASSEMBLY (Service brake system) (For components, refer to Section 7.3)

7.7 Rear Axle Lock System

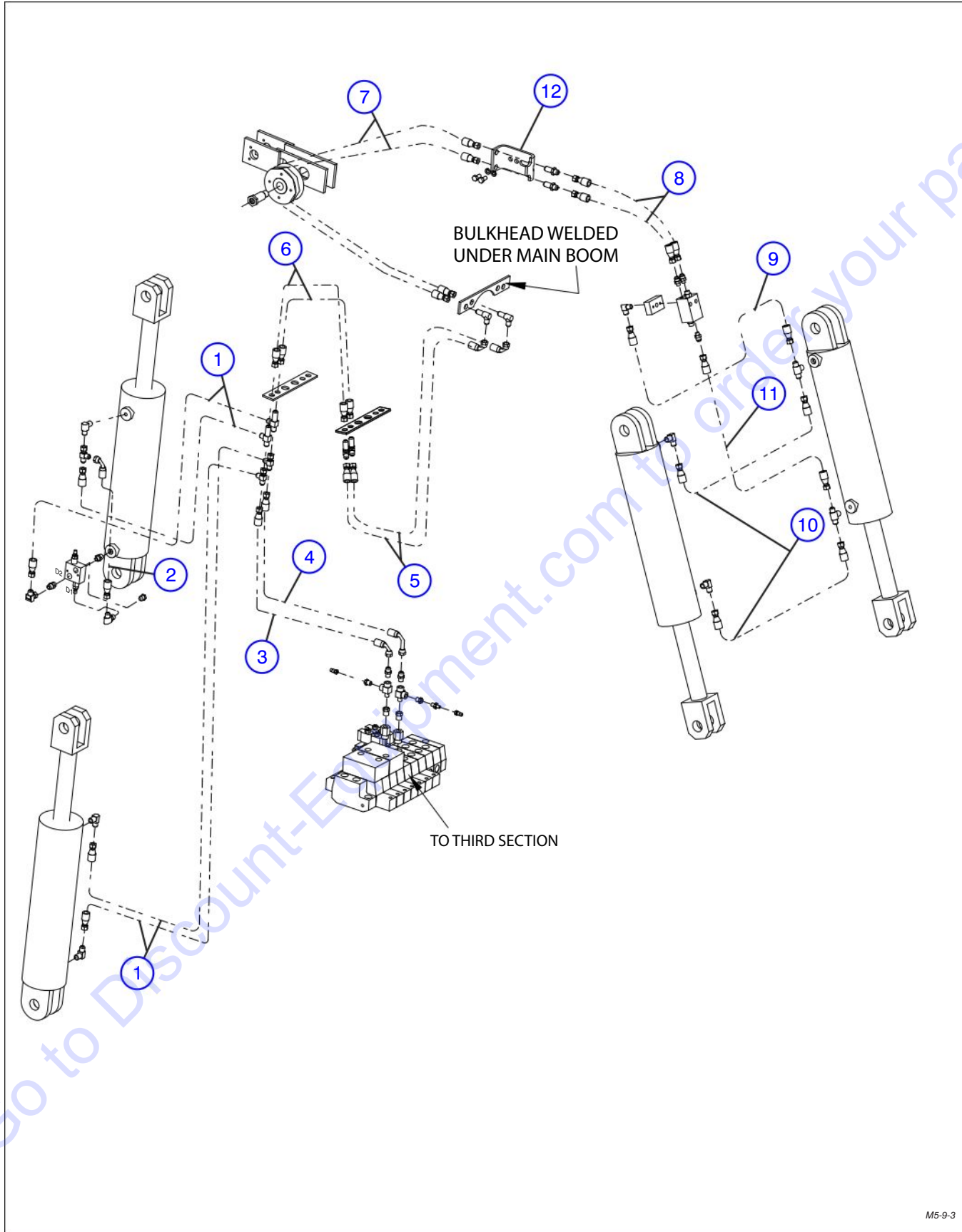


M5-8_1

7.7 Rear Axle Lock System

Index No.	Skyjack Part No.	Qty.	Description
1	4-410948	2	HOSE, ASSEMBLY (Axle lock system charge)
2	4-411046	-	HOSE, ASSEMBLY
		1	(Axle lock cylinder base end port to axle lock valve port B)
		1	(Axle lock cylinder rod end port to axle lock valve port R)
3	4-410912	1	HOSE, ASSEMBLY (Axle lock valve port A to rear accumulator)
4	4-414346	4	QUICK DISCONNECT, High pressure (Female half)
5	4-410912	4	QUICK DISCONNECT, High pressure (Male half)
6	4-410912	4	DUST CAP, Quick disconnect (Male half)

7.8 Carriage Tilt and Slave Cylinders System

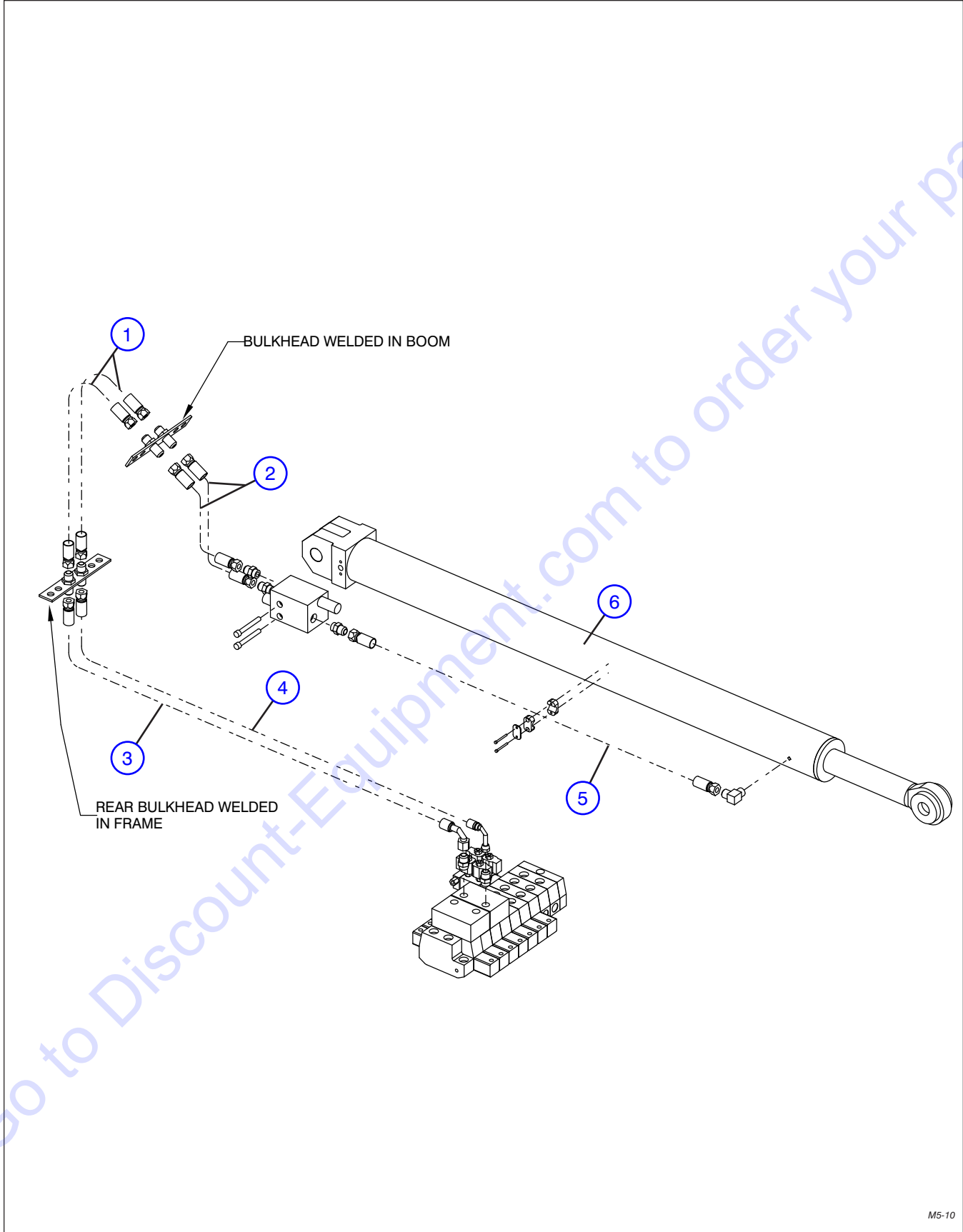


M5-9-3

7.8 Carriage Tilt and Slave Cylinders System

Index No.	Skyjack Part No.	Qty.	Description
1	4-411040	-	HOSE, ASSEMBLY (Rear tilt/slave cylinder rod ends to right tee at bulkhead)
		2	(Rear tilt/slave cylinder rod ends to right tee at bulkhead)
		1	(Crossover relief valve port D2 to left tee at bulkhead)
		1	(Rear right tilt cylinder rod end to left tee at bulkhead)
2	4-411205	1	HOSE, ASSEMBLY (Rear left tilt/slave cylinder rod end to crossover relief valve port D1)
3	4-411035	1	HOSE, ASSEMBLY (Right tee at bulkhead to main valve - tilt rod end port)
4	4-411037	1	HOSE, ASSEMBLY (Left tee at bulkhead to main valve - tilt base end port)
5	4-411042	2	HOSE, ASSEMBLY
6	4-411031	2	HOSE, ASSEMBLY
7	4-411252	2	HOSE, ASSEMBLY
8	4-411043	2	HOSE, ASSEMBLY
9	4-411044	1	HOSE, ASSEMBLY (Overcenter valve to left tilt/slave cylinder base)
10	4-411045	-	HOSE, ASSEMBLY (Between front tilt/slave cylinder base end ports)
		1	(Between front tilt/slave cylinder rod end ports)
11	4-411206	1	HOSE, ASSEMBLY (Overcenter valve to left tilt/slave cylinder rod)
12	4-408248	1	BRACKET, Bulkhead

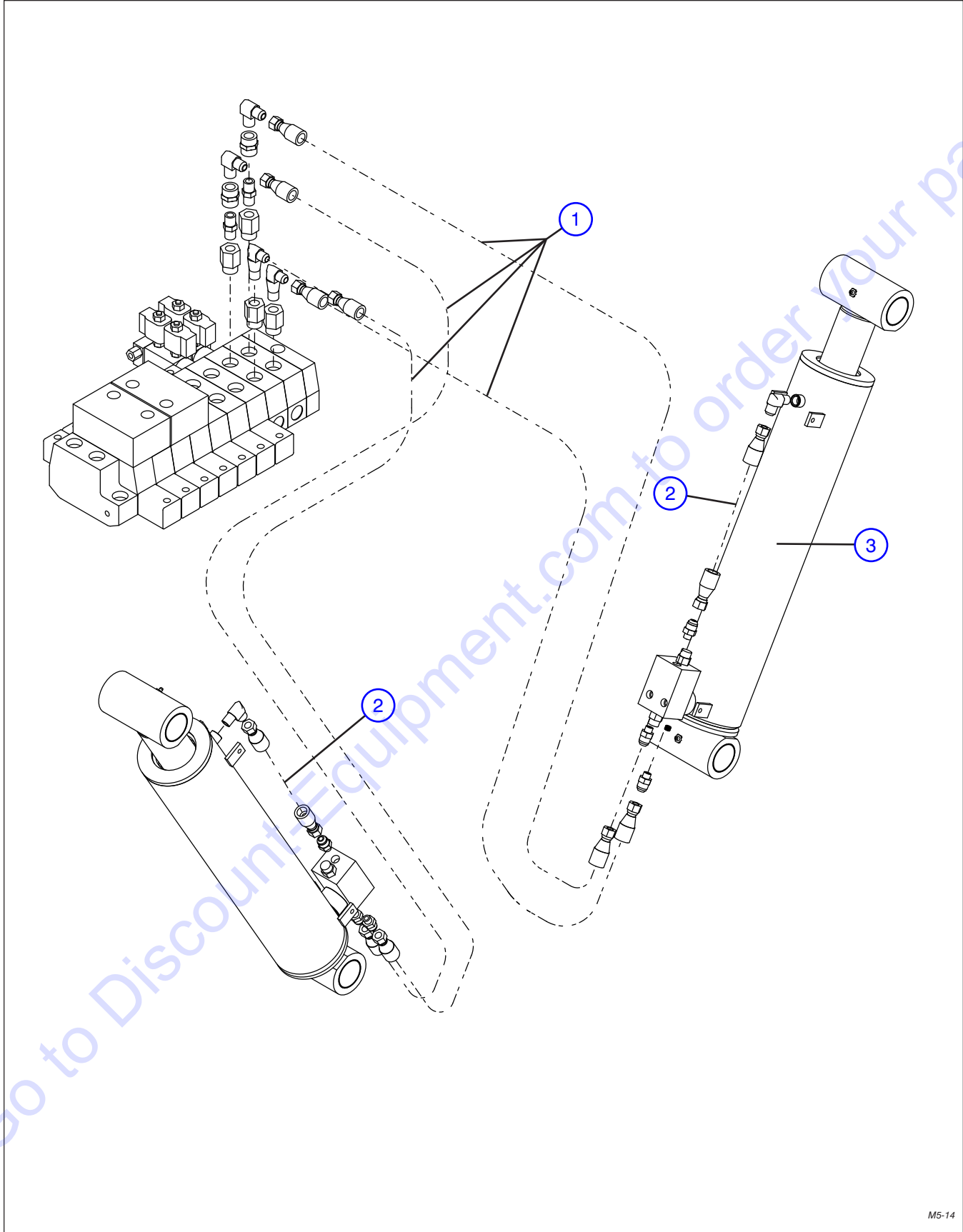
7.9 Boom Extension System



7.9 Boom Extension System

Index No.	Skyjack Part No.	Qty.	Description
1	4-411051	2	HOSE, ASSEMBLY
2	4-411052	2	HOSE, ASSEMBLY (Bulkhead to cylinder lock valve port V1 & V2)
3	4-411033	1	HOSE, ASSEMBLY (Main valve - boom extension rod end to bulkhead)
4	4-411034	1	HOSE, ASSEMBLY (Main valve - boom extension base end to bulkhead)
5	4-411053	1	HOSE, ASSEMBLY (Cylinder lock valve C2 to cylinder rod end port)
6	(Ref.)	1	ASSEMBLY, Extension cylinder (For components, refer to Section 5.1)

7.10 Outriggers System

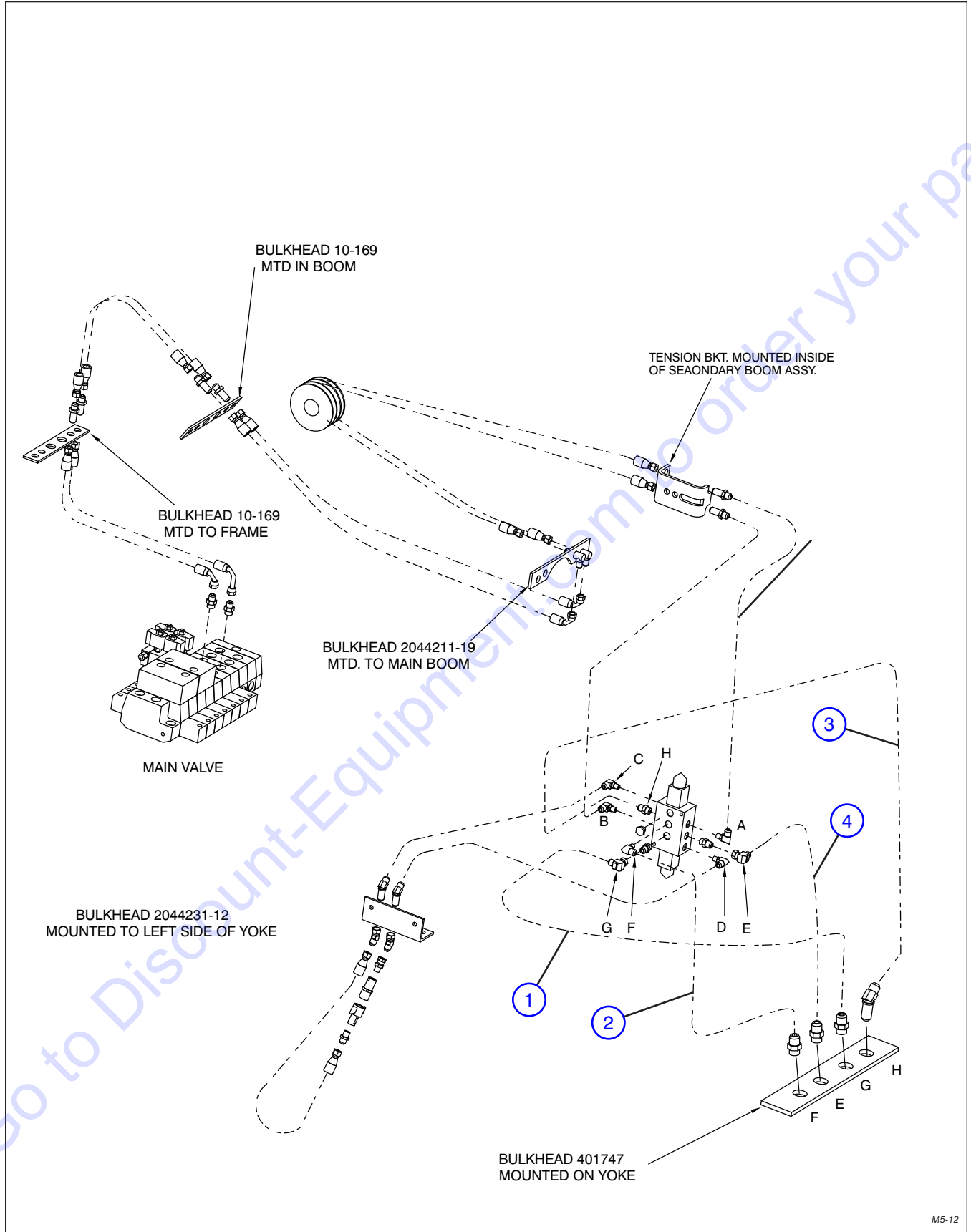


M5-14

7.10 Outriggers System

Index No.	Skyjack Part No.	Qty.	Description
1	4-411047	4	HOSE, ASSEMBLY (Main valve to outrigger cylinder lock valves)
2	4-411048	2	HOSE, ASSEMBLY (cylinder lock valve port C2 to cylinder rod end port)
3	(Ref.)	1	CYLINDER, Outrigger (For components, refer to Section 3.2)

7.11 Standard Auxiliary Hydraulics System



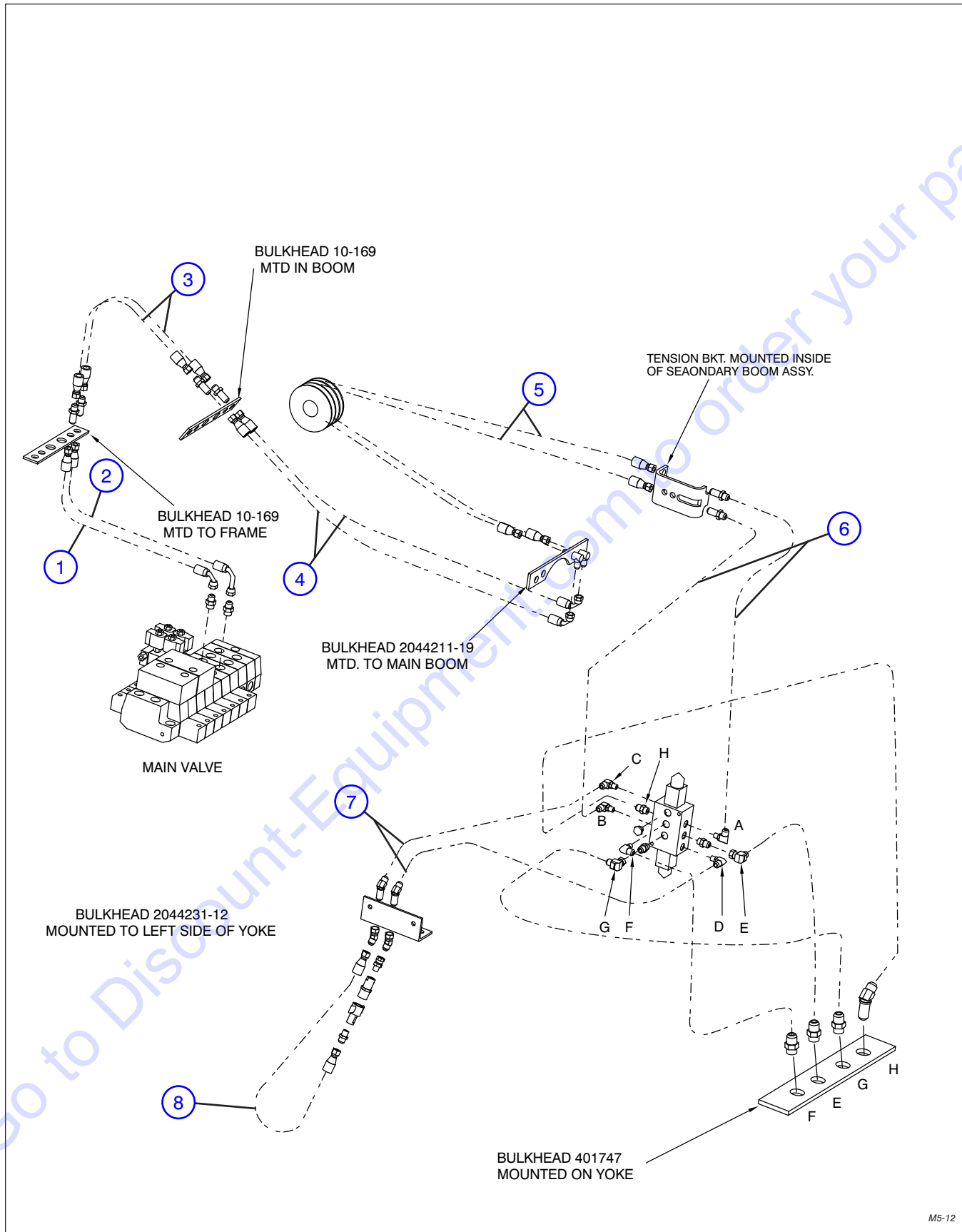
M5-12

7.11 Standard Auxiliary Hydraulics System

Index No.	Skyjack Part No.	Qty.	Description
1	4-410823	1	HOSE, ASSEMBLY (Diverter valve port G to bulkhead port G)
2	4-410949	1	HOSE, ASSEMBLY (Diverter valve port F to bulkhead port F)
3	4-410824	1	HOSE, ASSEMBLY (Diverter valve port H to bulkhead port H)
4	4-410825	1	HOSE, ASSEMBLY (Diverter valve port E to bulkhead port E)

Go to Discount-Equipment.com to order your parts

7.12 Optional Auxiliary Hydraulics System

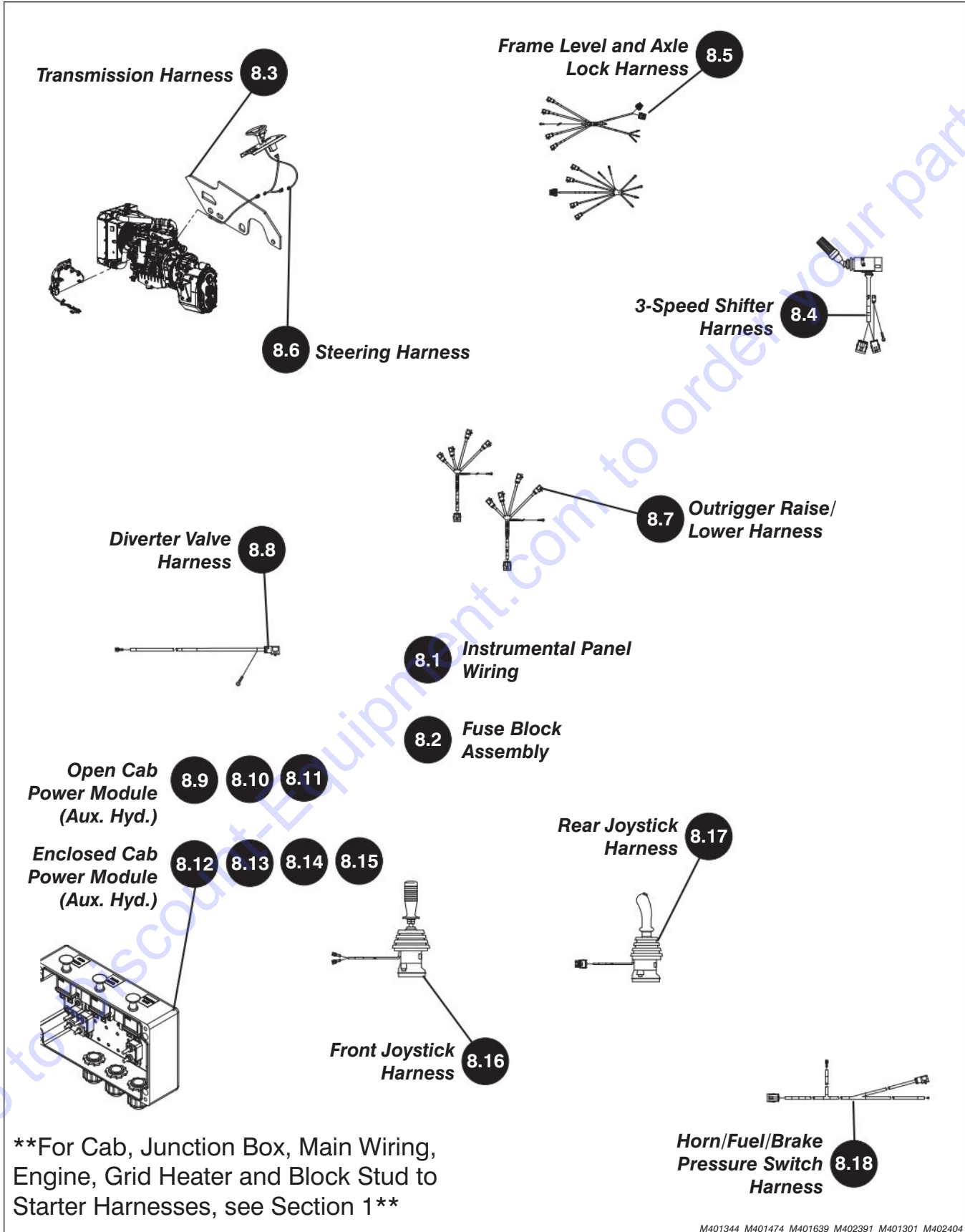


M5-12

7.12 Optional Auxiliary Hydraulics System

Index No.	Skyjack Part No.	Qty.	Description
1	4-411035	1	HOSE, ASSEMBLY (Main valve - option rod end port to bulkhead)
2	4-411037	1	HOSE, ASSEMBLY (Main valve - option base end port to bulkhead)
3	4-411031	2	HOSE, ASSEMBLY
4	4-411042	2	HOSE, ASSEMBLY
5	4-411252	1	HOSE, ASSEMBLY (Overcenter valve port C1 to left tilt cylinder base)
6	4-411043	2	HOSE, ASSEMBLY (Diverter valve ports A & B to bracket inside boom)
7	4-411068	2	HOSE, ASSEMBLY (Diverter valve ports C & D to bulkhead on yoke side)
8	4-411070	1	HOSE, ASSEMBLY (loop on side of yoke bulkhead)

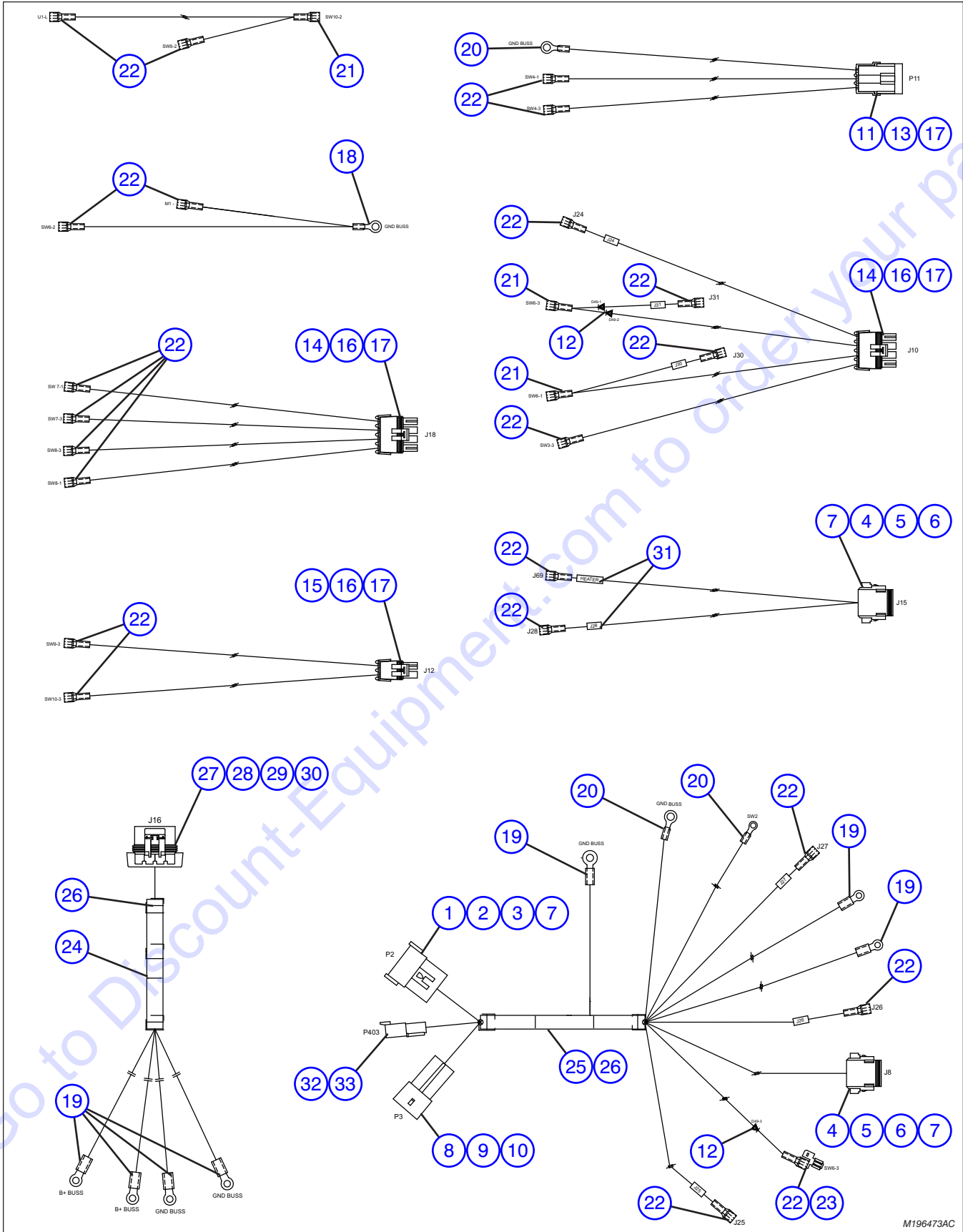
8.0 ELECTRICAL HARNESS RELATED PARTS



For Cab, Junction Box, Main Wiring, Engine, Grid Heater and Block Stud to Starter Harnesses, see Section 1

M401344 M401474 M401639 M402391 M401301 M402404

8.1 Instrumental Panel Wiring

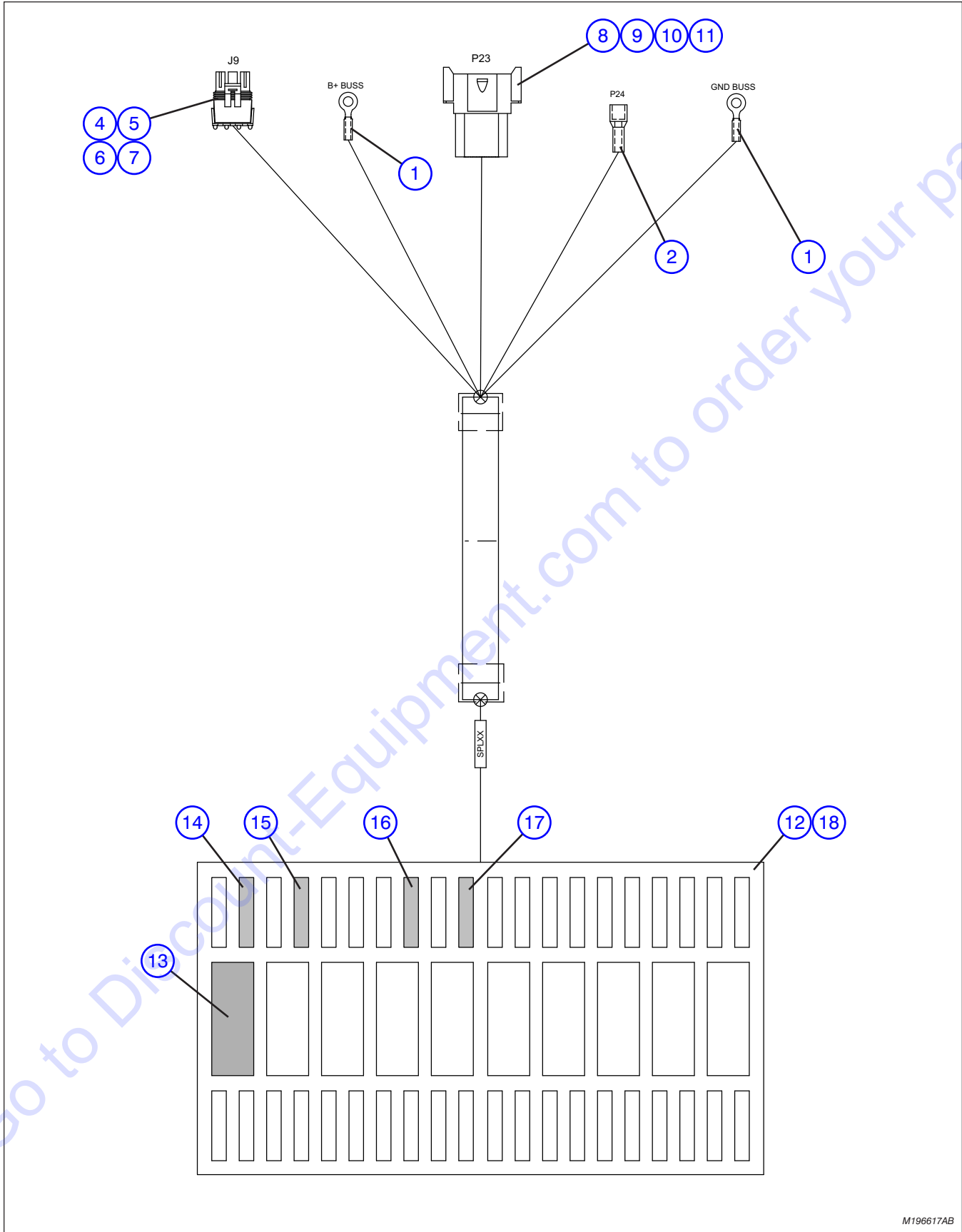


M196473AC

8.1 Instrumental Panel Wiring

Index No.	Skyjack Part No.	Qty.	Description
-	4-196473	1	WIRING, INSTRUMENT PANEL, BASE MACHINE
1	4-117586	1	• CONNECTOR, 12-pin, receptacle
2	4-117590	7	• TERMINAL, 14-16 AWG, male
3	4-117588	1	• LOCKING WEDGE, 12-pin, receptacle
4	4-117583	2	• CONNECTOR, 8-pin, plug
5	4-117591	9	• TERMINAL, 14-16 AWG, Female
6	4-117585	2	• LOCKING WEDGE, 8-pin, plug
7	4-117594	8	• PLUG, Sealing
8	4-197226	1	• CONNECTOR, Metri-pack, 2-pin, male
9	4-156126	2	• TERMINAL, Metri-pack, 10 awg, male
10	4-197227	1	• SEAL, Metri-pack, 2-pin, male
11	4-156113	1	• CONNECTOR, Weather pack, 3-pin, socket
12	4-102921	3	• DIODE
13	4-156150	3	• TERMINAL, Weather pack, 14-16 awg, male
14	4-156109	2	• CONNECTOR, Weather pack, 4-pin, tower
15	4-124036	1	• CONNECTOR, Weather pack, 2-pin, tower
16	4-156137	10	• TERMINAL, Weather pack, 14-16 awg, female
17	4-124369	11	• CABLE SEAL, Weather pack, 12-16 awg, green
18	4-102942	1	• TERMINAL, Ring, 10 awg, 1/4 stud
19	4-108171	6	• TERMINAL, Ring, 10 awg, 0.19 stud
20	4-102936	3	• TERMINAL, Ring, 16 awg, 0.19 stud
21	4-105568	3	• TERMINAL, Blade, female, 10-12 awg, 0.25 w
22	4-105359	21	• TERMINAL, Blade, female, 14-16 awg, 0.25 w
23	4-197228	1	• ADAPTER, 1/4" w blade, female to 2 male
24	4-120748	84"	• WIRE PROTECTOR, 1/2" ID
25	4-164582	16"	• WIRE PROTECTOR, 1" ID
26	4-113719	18	• TIEWRAP, Cable, 3.9" long, black
27	4-197224	1	• CONNECTOR, Metri-pack 280, 4-pin, female
28	4-157866	1	• LOCK, Metri-pack 280, 4-pin, female
29	4-197225	4	• TERMINAL, Metri-pack 280, female, 12 awg
30	4-157868	4	• SEAL, Metri-pack 280, blue, 12 awg
31	4-157877	9"	• HEAT SHRINK, 3/16" dia. white
32	4-156182	1	• CONNECTOR, 1F, DTHD
33	4-156157	1	• SOCKET, (8-10 awg), solid

8.2 Fuse Block Assembly

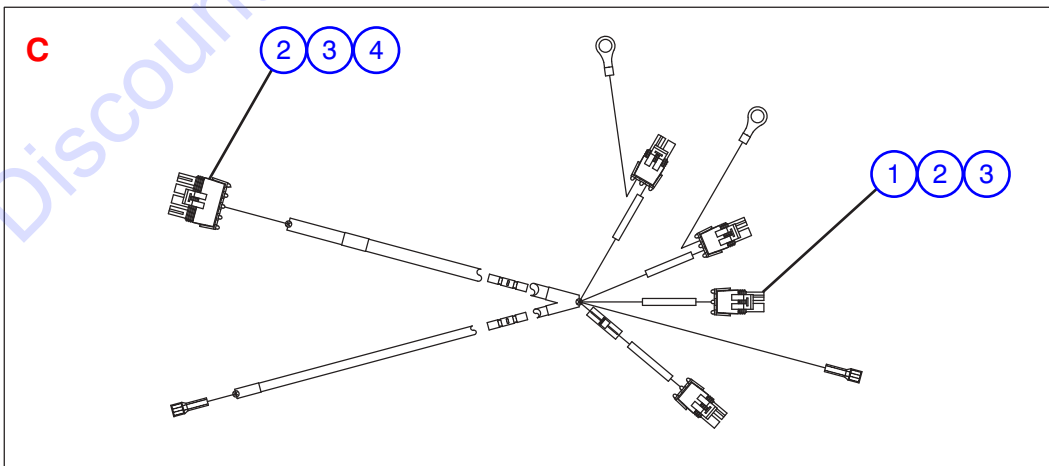
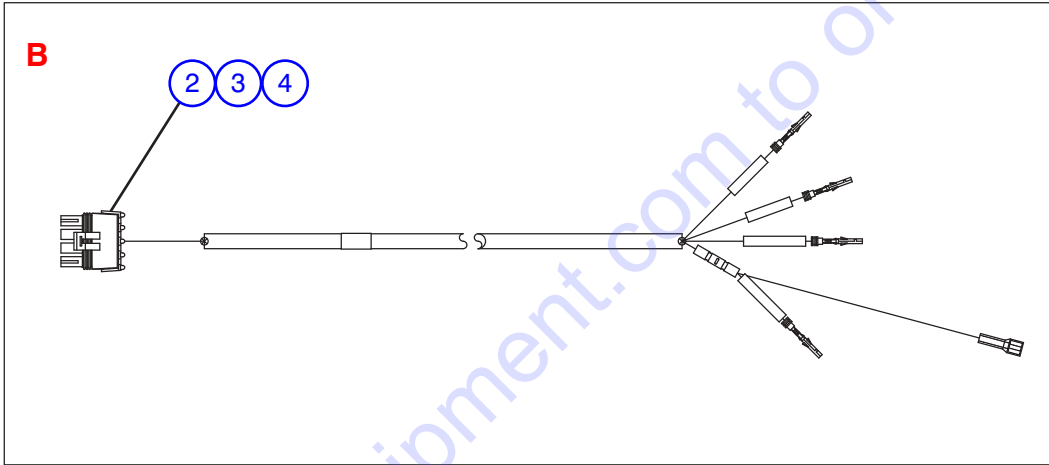
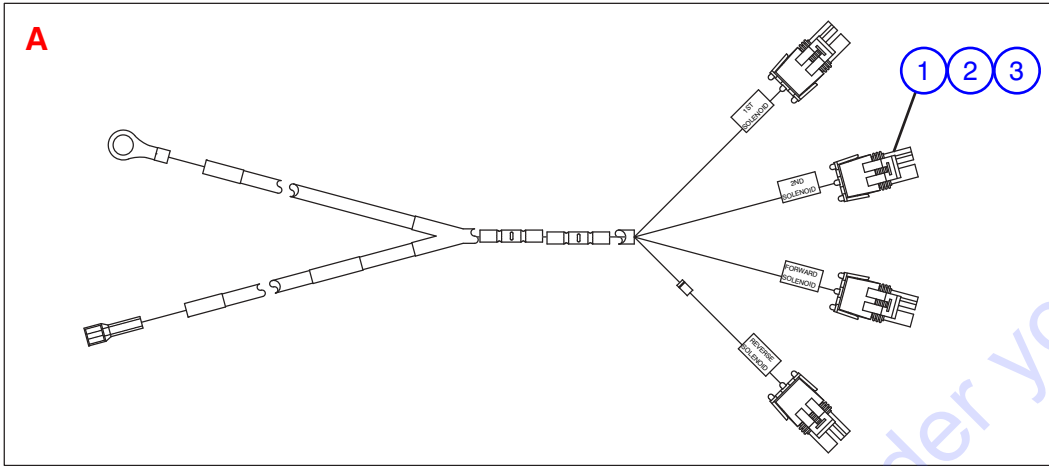


M196617AB

8.2 Fuse Block Assembly

Index No.	Skyjack Part No.	Qty.	Description
-	4-196617	1	ASSEMBLY, FUSE BLOCK
-	4-196530	1	• WIRING, Fuse block
1	4-108171	4	• • TERMINAL, 10-12awg, #10 ring yellow
2	4-105360	7	• • TERMINAL, Male, 14-16awg, blue
3	4-102936	4	• • TERMINAL, 14-16awg, #10 ring, blue
4	4-156114	1	• • CONNECTOR, 3F W/P
5	4-124369	70	• • WIRE SEAL, W/P
6	4-156137	2	• • TERMINAL, Female sealed (2.0-1.0mm ²), w/p
7	4-156104	1	• • CAVITY PLUG 1W, M/P 280 & W/P
8	4-117582	1	• • CONNECTOR, Receptacle, 8-pin
9	4-117584	1	• • CONNECTOR, Receptacle, 8-pin, wedge
10	4-117590	7	• • CONNECTOR, Contact pin 16-18awg
11	4-117594	1	• • CONNECTOR, Sealing plug
12	4-196614	1	• FUSE BLOCK
13	4-196618	10	• RELAY, Micro
14	4-197234	6	• FUSE, ATM - 5A
15	4-170626	4	• FUSE, ATM - 10A
16	4-197236	2	• FUSE, ATM - 15A
17	4-197237	2	• FUSE, ATM - 20A
18	4-156104	62	• PLUG CAVITY, 1 W, M/P 280 & W/P

8.3 Transmission Disconnect and Shifter Harnesses



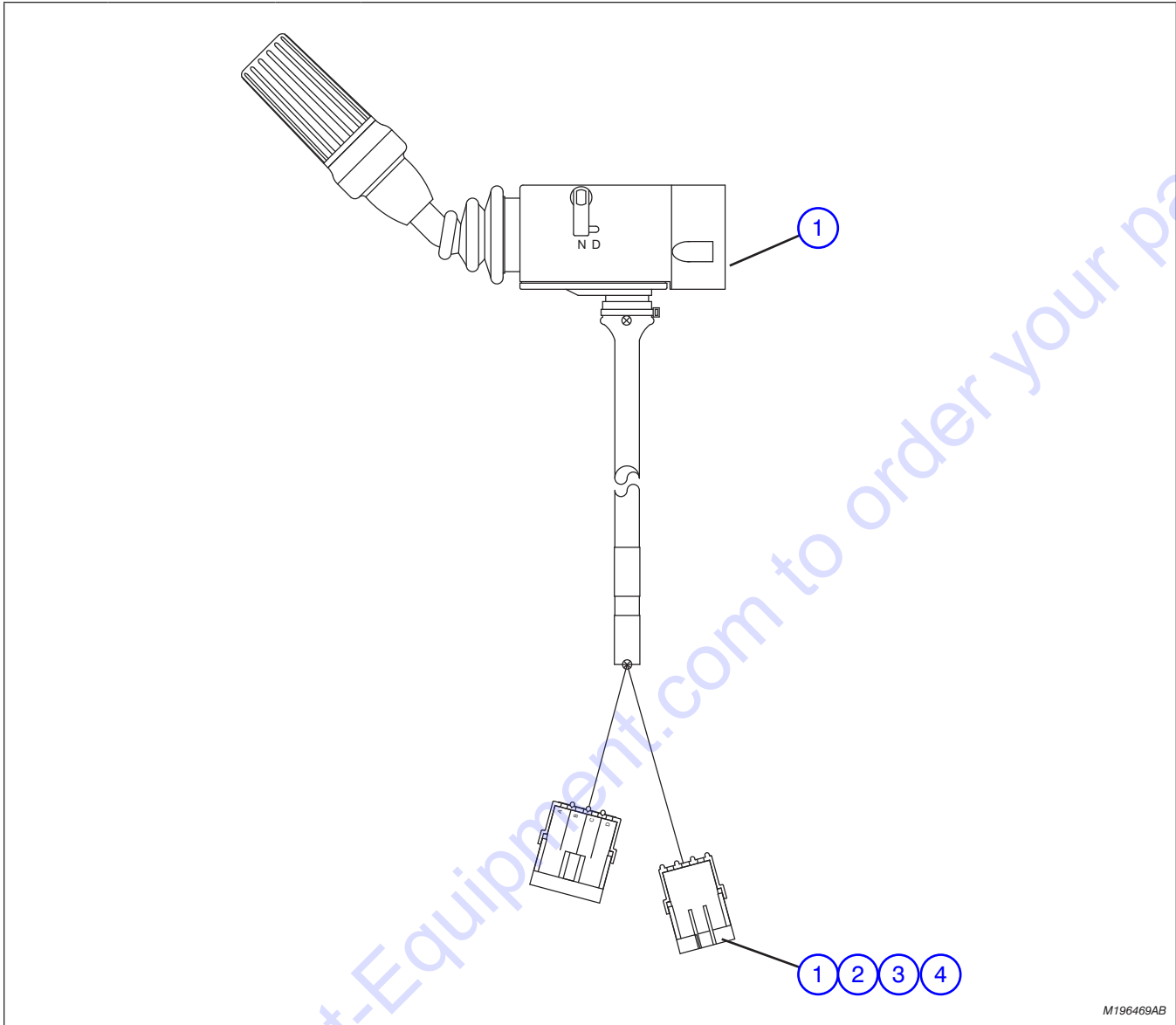
M401474 M401639 M402391

8.3 Transmission Disconnect and Shifter Harnesses

Index No.	Skyjack Part No.	Qty.	Description
A	4-401474	1	HARNES, TRANSMISSION DISCONNECT
B	4-401639	1	HARNES, TRANSMISSION SHIFTER
C	4-402391	1	HARNES, TRANSMISSION DISCONNECT AND SHIFTER
1	4-124036	4	<ul style="list-style-type: none"> • CONNECTOR, Weather-pack 2-pin male • TERMINAL, Weather-pack 14-16 AWG female • SEAL, Cable 12-16 AWG green • CONNECTOR, Weather pack (4-pin male)
2	4-156137	4	
3	4-124369	4	
4	4-138377	1	

Go to Discount-Equipment.com to order your parts

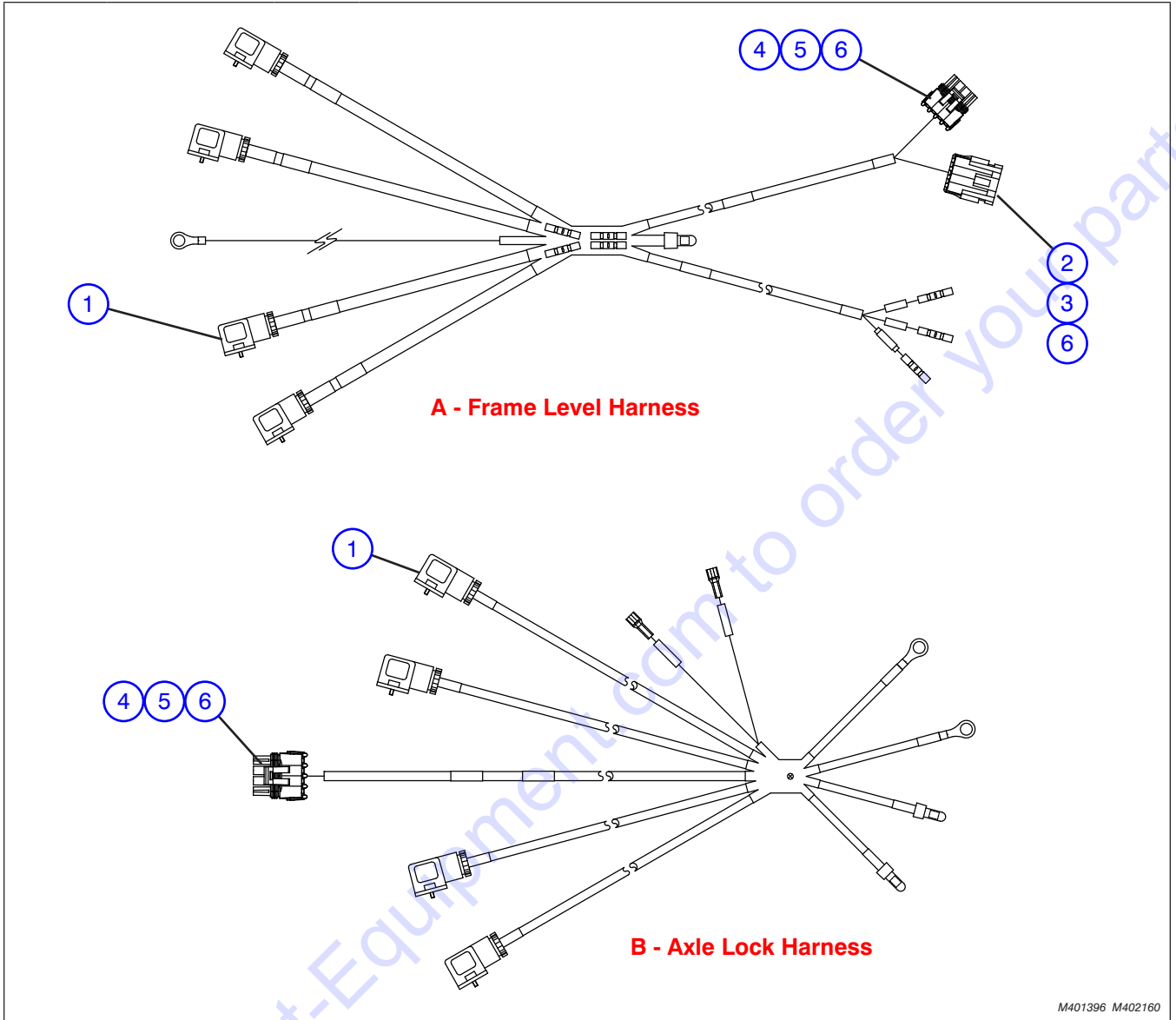
8.4 3-Speed Shifter Harness



M196469AB

Index No.	Skyjack Part No.	Qty.	Description
-	4-196469	1	ASSEMBLY, TRANSMISSION SHIFTER (3-SPEED MODIFIED)
1	4-156113	1	• CONNECTOR, Weather pack (3-pin, socket)
2	4-156139	2	• TERMINAL, Weather-pack (14-16 AWG, male)
3	4-124369	2	• SEAL, Cable (12-16 AWG, green)
4	4-156104	1	• PLUG, Cavity 1W, M/P 280 & W/P
5	4-407668	1	SHIFTER, 3-Speed

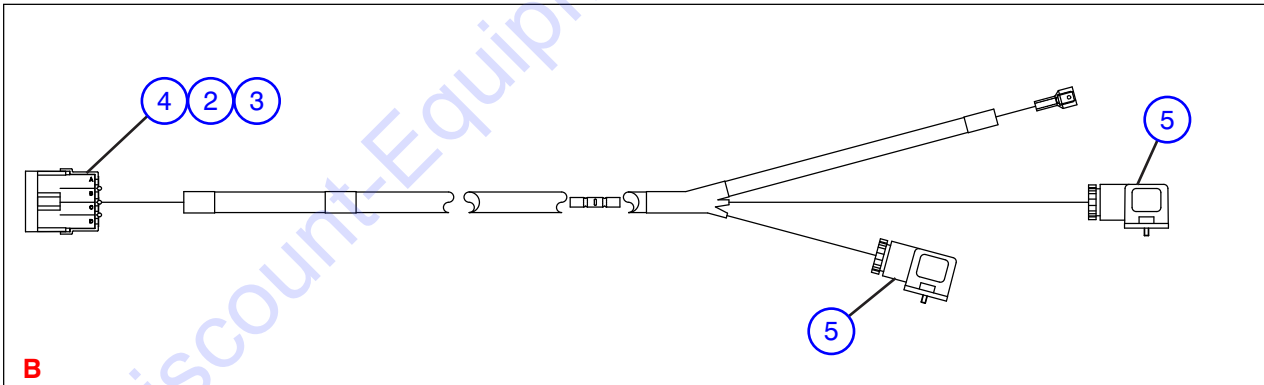
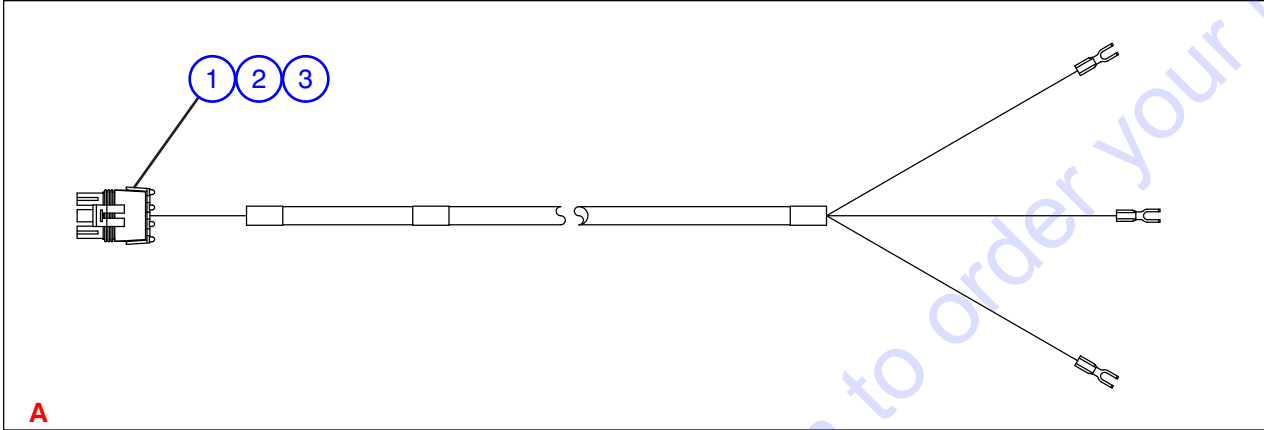
8.5 Frame Level and Axle Lock Harnesses



M401396 M402160

Index No.	Skyjack Part No.	Qty.	Description
A	4-401396	1	HARNESS, FRAME LEVEL
B	4-402160	1	HARNESS, AXLE LOCK
1	4-104409	8	• CONNECTOR, Solenoid (3-pin, black)
2	4-157894	1	• CONNECTOR, Weather-pack (4-pin male)
3	4-156139	3	• TERMINAL, Weather-pack (14 - 16 AWG, male)
4	4-138377	3	• CONNECTOR, Weather-pack (4-pin plug)
5	4-138378	9	• TERMINAL, Weather-pack (female)
6	4-124369	15	• SEAL, Wire

8.6 Steering and Brakes Harnesses



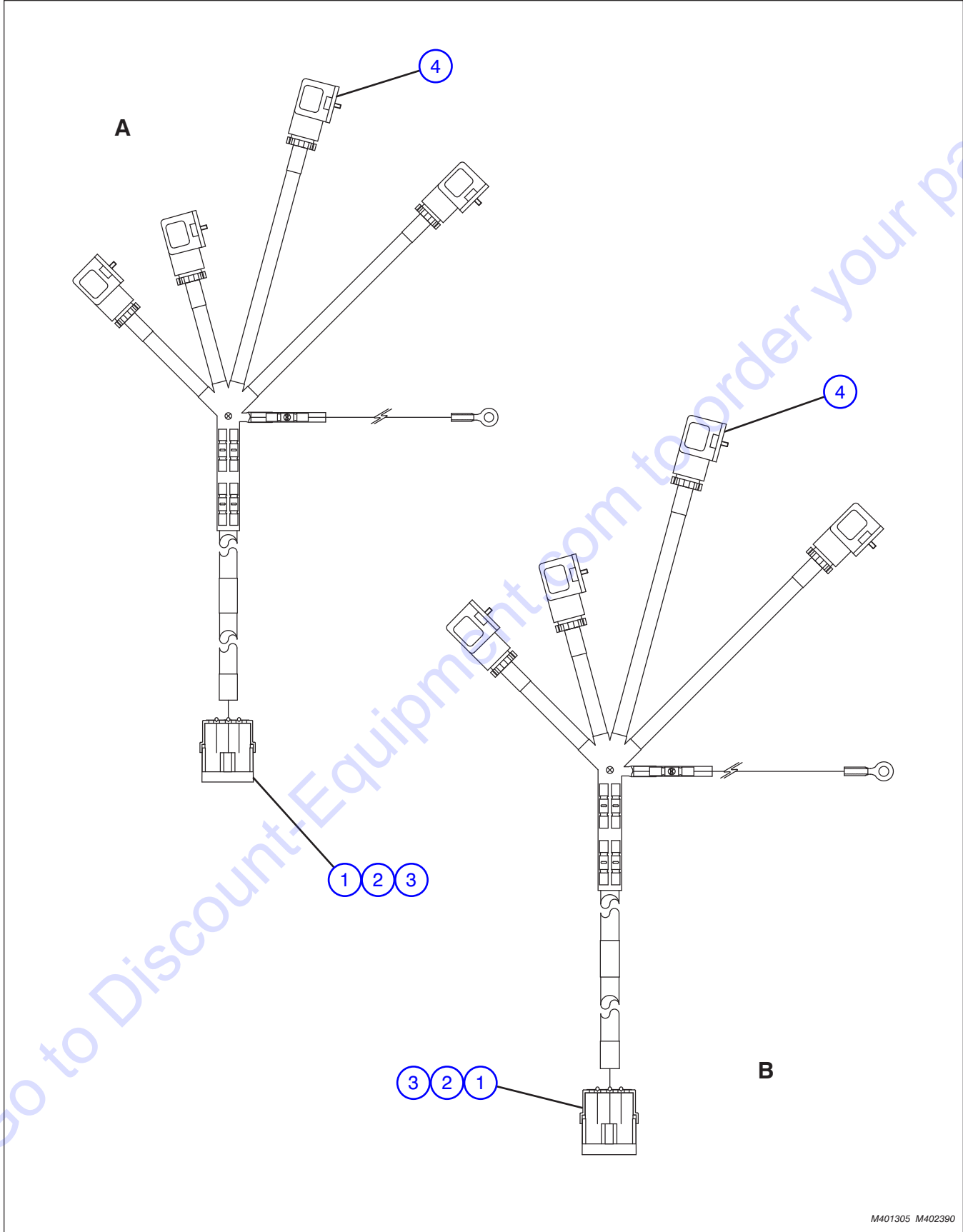
M401301 M401336

8.6 Steering and Brakes Harnesses

Index No.	Skyjack Part No.	Qty.	Description
A	4-401301	1	HARNESS, STEERING
B	4-401336	1	HARNESS, PARK BRAKE
1	4-156114	1	• CONNECTOR, Weather pack 3-pin male
2	4-156137	7	• TERMINAL, Weather pack 14-16 AWG female
3	4-124369	7	• CABLE, Seal 12-16 AWG green
4	4-157844	1	• CONNECTOR, Weather-pack (4-pin female)
5	4-410567	2	• CONNECTOR, (Lighted EN 175301-803, 3-pin black)

Go to Discount-Equipment.com to order your parts

8.7 Outrigger Raise/Lower Harness



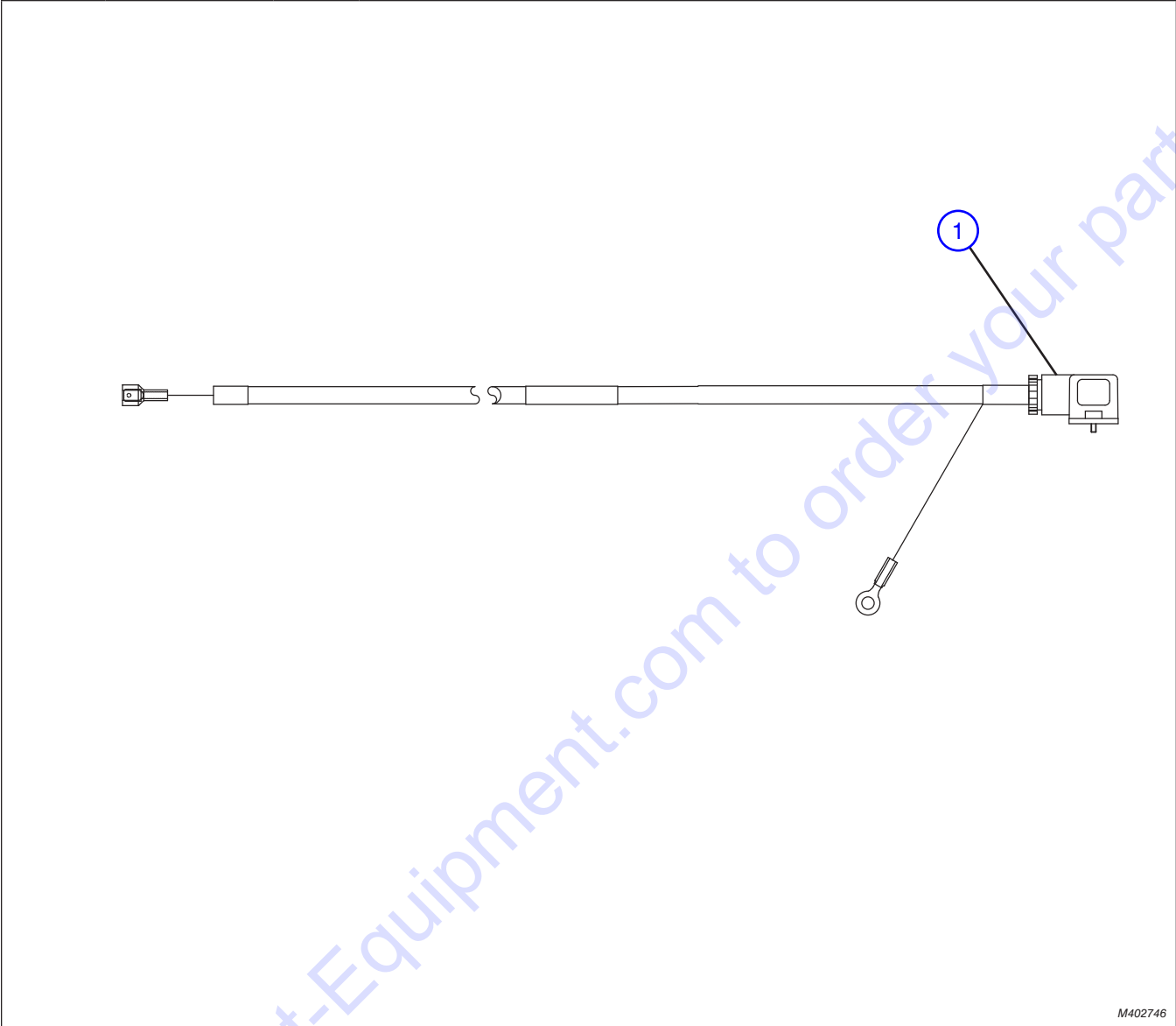
M401305 M402390

8.7 Outrigger Raise/Lower Harness

Index No.	Skyjack Part No.	Qty.	Description
A	4-401305	1	HARNESS, OUTRIGGER RAISE/LOWER
B	4-402390	1	HARNESS, OUTRIGGER RAISE/LOWER
1	4-157844	1	<ul style="list-style-type: none"> • CONNECTOR, Weather-pack (4-pin female)
2	4-156139	4	<ul style="list-style-type: none"> • TERMINAL, Weather-pack (14 - 16 AWG, male)
3	4-124369	4	<ul style="list-style-type: none"> • CABLE, Seal 12-16 AWG green
4	4-104409	4	<ul style="list-style-type: none"> • CONNECTOR, (EN 175301-803, 3-pin black)

Go to Discount-Equipment.com to order your parts

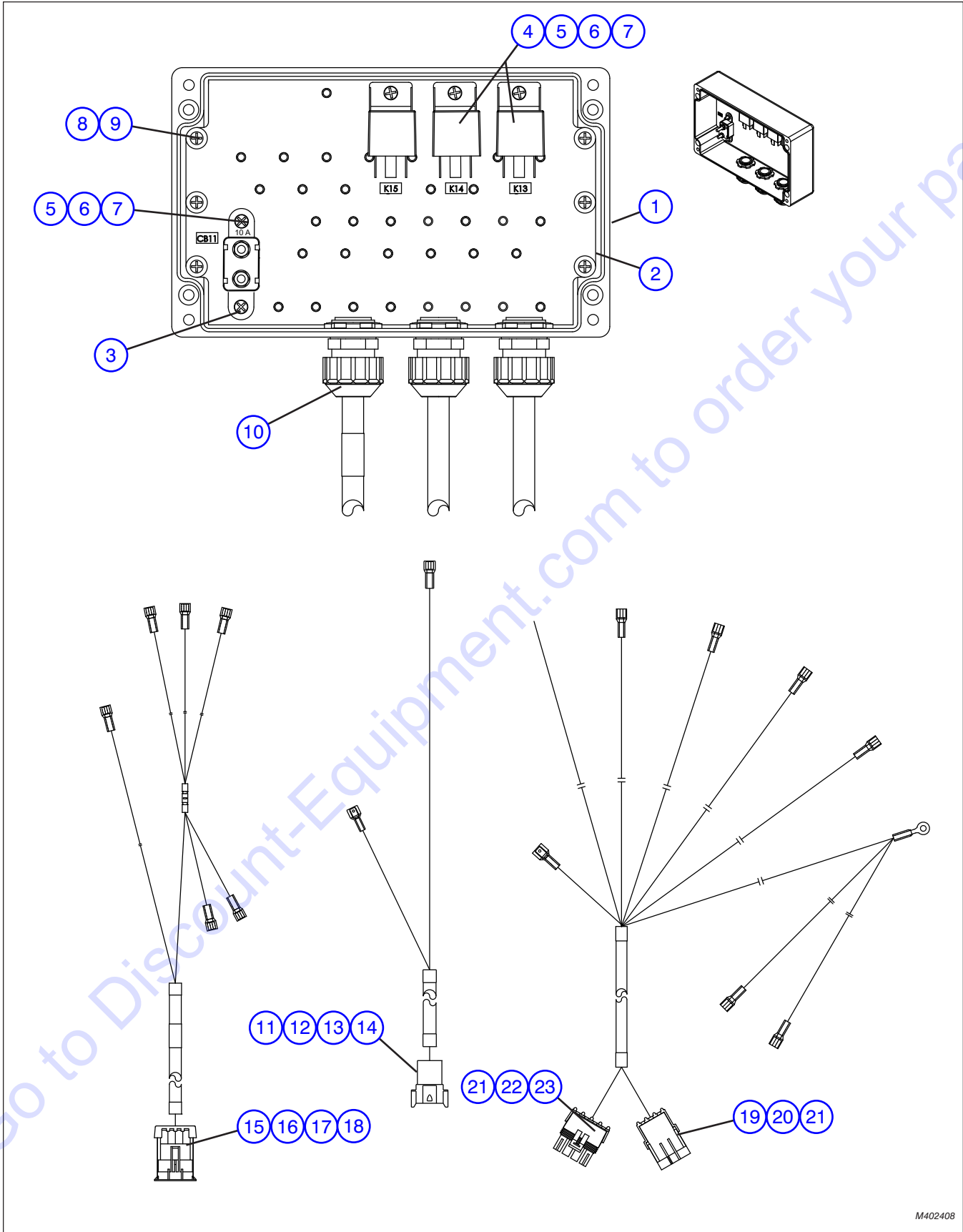
8.8 Diverter Valve Harness



M402746

Index No.	Skyjack Part No.	Qty.	Description
-	4-402746	1	HARNESS, BACKUP ALARM AND DIVERTER VALVE
1	4-104409	4	<ul style="list-style-type: none"> CONNECTOR, (EN 175301-803, 3-pin black)

8.9 Open Cab Power Module (Aux. Hyd.)

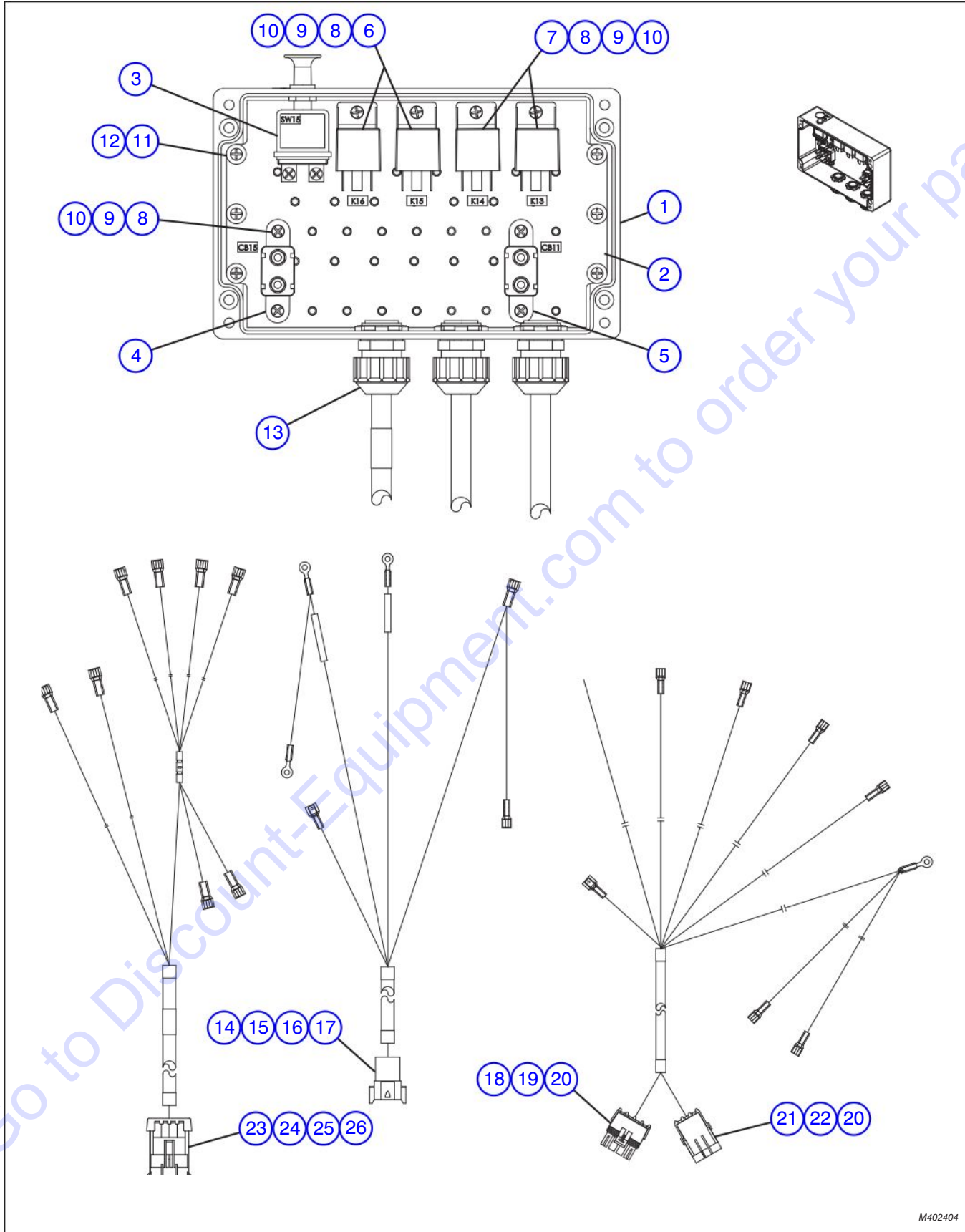


M402408

8.9 Open Cab Power Module (Aux. Hyd.)

Index No.	Skyjack Part No.	Qty.	Description
-	4-402408	1	MODULE, POWER (OPEN CAB)
1	4-402693	1	• BOX, Junction (9.84" X 10.02" X 4.76")
2	4-402406	1	• CHASSIS, Electrical enclosure
3	4-408526	1	• CIRCUIT BREAKER, Self-resetting (10A)
4	4-403275	2	• RELAY, SPST-NO (10A 12VDC)
5	4-116192	10	• SCREW, Pan head (#8-32 UNC X 0.63)
6	4-103991	10	• WASHER, Flat (#8)
7	4-112249	10	• WASHER, Lock (helical spring #8)
8	4-157864	6	• SCREW, Pan head (M6 X 6 mm)
9	4-411854	6	• WASHER, Lock (helical spring M6)
10	4-103036	3	• GLAND, Cable (nylon 0.5")
11	4-117582	1	• CONNECTOR, (8-pin receptacle)
12	4-117592	5	• TERMINAL, (14 - 16 AWG, male)
13	4-117584	1	• WEDGE, Locking (8-pin, receptacle)
14	4-117594	3	• PLUG, Sealing
15	4-157865	1	• CONNECTOR, METRI-PACK (280, 4-pin, male)
16	4-157867	4	• TERMINAL, METRI-PACK (10 AWG, male)
17	4-157868	1	• SEAL, METRI-PACK (2-pin, male)
18	4-157866	1	• LOCK, TPA
19	4-156113	1	• CONNECTOR, Weather-pack (3-pin, female)
20	4-156139	3	• TERMINAL, Weather-pack (14 - 16 AWG, male)
21	4-124369	7	• SEAL, Wire (16 - 12 AWG, green)
22	4-138377	1	• CONNECTOR, Weather-pack (4-pin, tower)
23	4-156137	4	• TERMINAL, Weather-pack (14 - 16 AWG, female)

8.10 Open Cab Power Module (Aux. Hyd. - Head/Tail/Stop Lights)

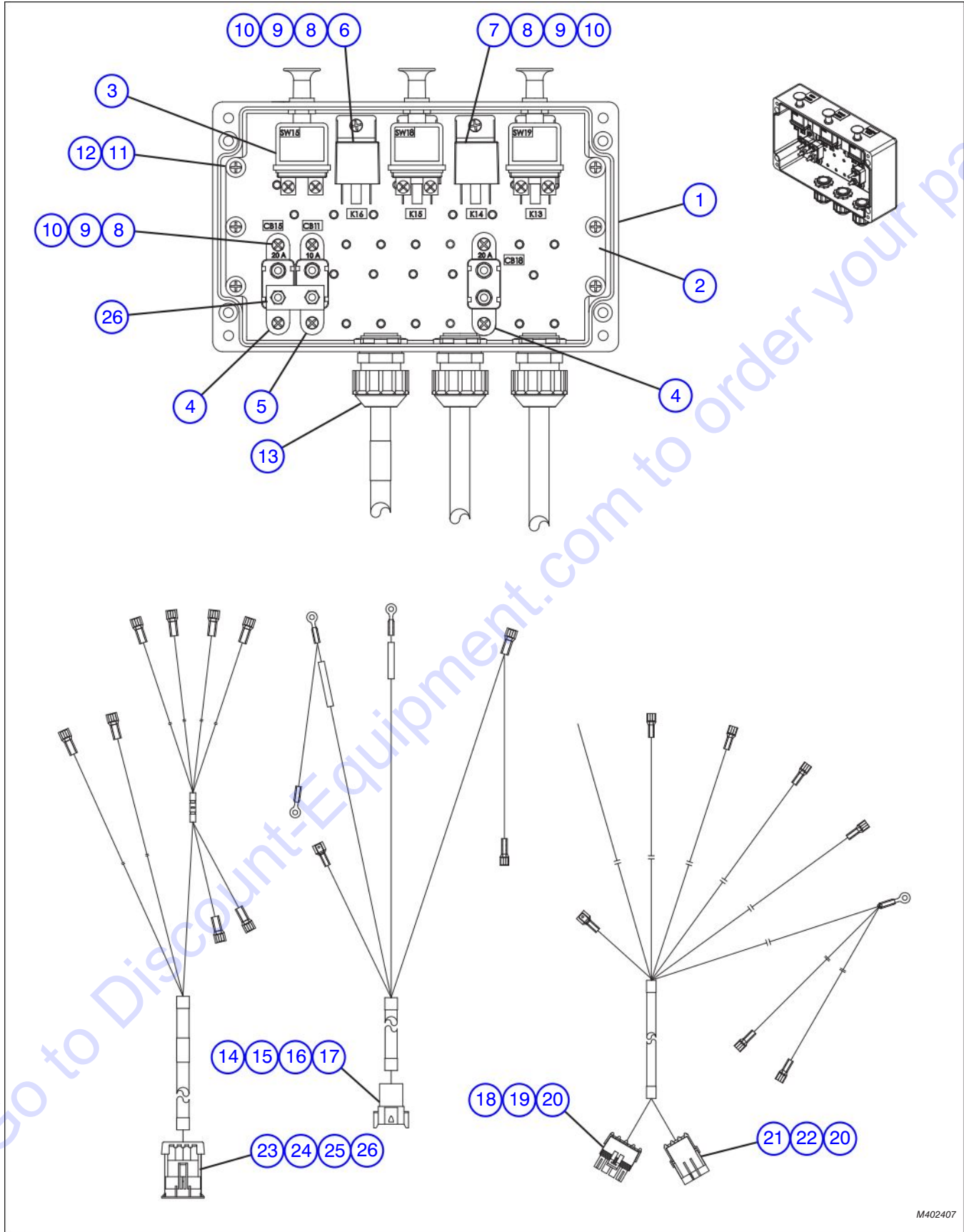


M402404

8.10 Open Cab Power Module (Aux. Hyd. - Head/Tail/Stop Lights)

Index No.	Skyjack Part No.	Qty.	Description
-	4-402404	1	MODULE, POWER (OPEN CAB)
1	4-402694	1	• BOX, Junction (9.84" X 10.02" X 4.76")
2	4-402406	1	• CHASSIS, Electrical enclosure
3	4-157863	1	• SWITCH, Push-pull (75A)
4	4-408527	1	• CIRCUIT BREAKER, Self-resetting (20A)
5	4-408526	1	• CIRCUIT BREAKER, Self-resetting (10A)
6	4-127035	2	• RELAY, SPST-NO (40A 12VDC)
7	4-403275	2	• RELAY, SPST-NO (10A 12VDC)
8	4-116192	10	• SCREW, Pan head (#8-32 UNC X 0.63)
9	4-103991	10	• WASHER, Flat (#8)
10	4-112249	10	• WASHER, Lock (helical spring #8)
11	4-157864	6	• SCREW, Pan head (M6 X 6 mm)
12	4-411854	6	• WASHER, Lock (helical spring M6)
13	4-103036	3	• GLAND, Cable (nylon 0.5")
14	4-117582	1	• CONNECTOR, (8-pin receptacle)
15	4-117592	5	• TERMINAL, (14 - 16 AWG, male)
16	4-117584	1	• WEDGE, Locking (8-pin, receptacle)
17	4-117594	3	• PLUG, Sealing
18	4-138377	1	• CONNECTOR, Weather-pack (4-pin, tower)
19	4-156137	4	• TERMINAL, Weather-pack (14 - 16 AWG, female)
20	4-124369	7	• SEAL, Wire (16 - 12 AWG, green)
21	4-156113	1	• CONNECTOR, Weather-pack (3-pin, female)
22	4-156139	3	• TERMINAL, Weather-pack (14 - 16 AWG, male)
23	4-157865	1	• CONNECTOR, METRI-PACK (280, 4-pin, male)
24	4-157867	4	• TERMINAL, METRI-PACK (10 AWG, male)
25	4-157868	1	• SEAL, METRI-PACK (2-pin, male)
26	4-157866	1	• LOCK, TPA

8.11 Open Cab Power Module (Aux. Hyd. - Head/Tail/Stop/Boom/Aux. Lights)

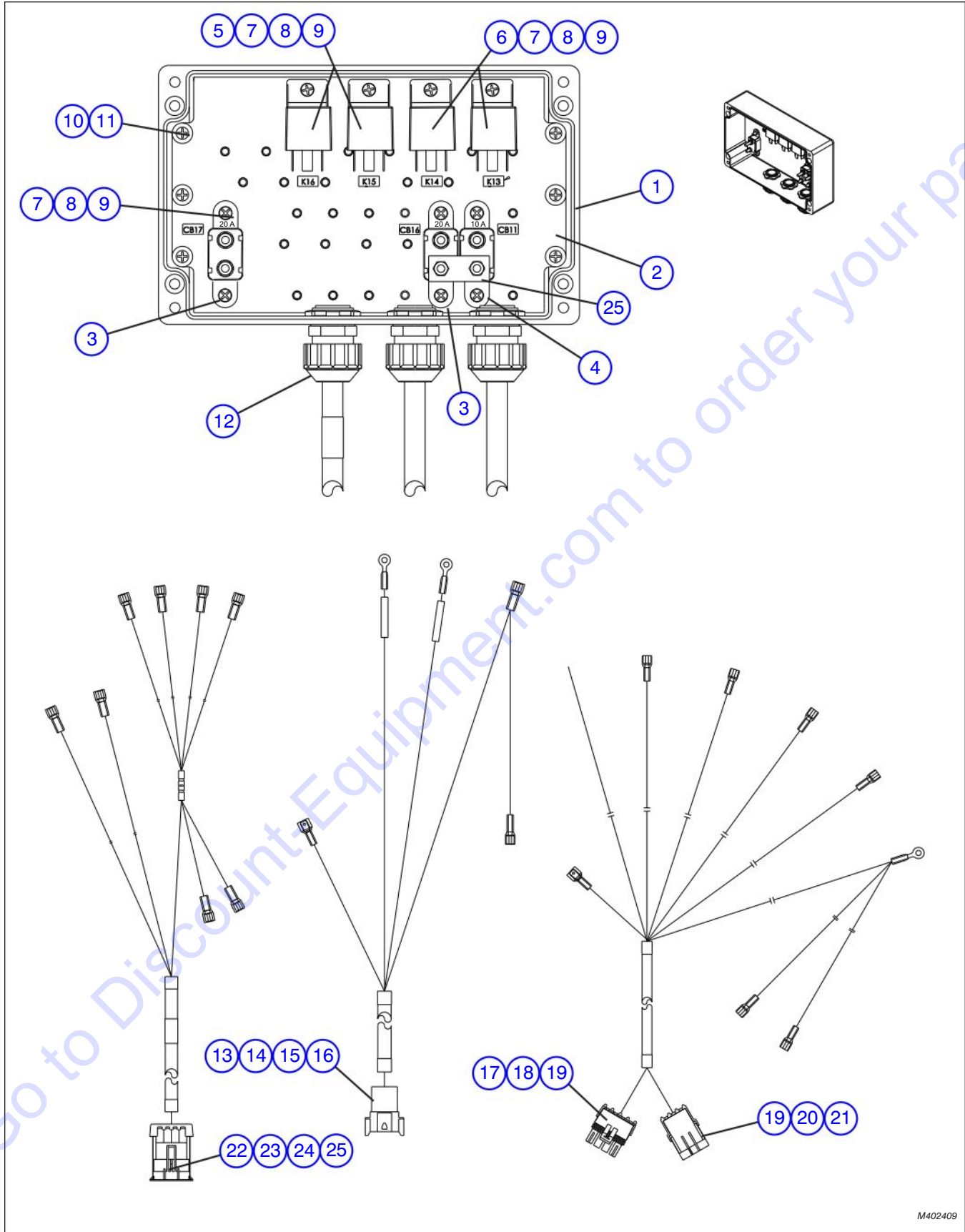


M402407

8.11 Open Cab Power Module (Aux. Hyd. - Head/Tail/Stop/Boom/Aux. Lights)

Index No.	Skyjack Part No.	Qty.	Description
-	4-402407	1	MODULE, POWER (OPEN CAB)
1	4-402694	1	• BOX, Junction (9.84" X 10.02" X 4.76")
2	4-402406	1	• CHASSIS, Electrical enclosure
3	4-157863	3	• SWITCH, Push-pull (75A)
4	4-408527	2	• CIRCUIT BREAKER, Self-resetting (20A)
5	4-408526	1	• CIRCUIT BREAKER, Self-resetting (10A)
6	4-127035	2	• RELAY, SPST-NO (40A 12VDC)
7	4-403275	2	• RELAY, SPST-NO (10A 12VDC)
8	4-116192	10	• SCREW, Pan head (#8-32 UNC X 0.63)
9	4-103991	10	• WASHER, Flat (#8)
10	4-112249	10	• WASHER, Lock (helical spring #8)
11	4-157864	6	• SCREW, Pan head (M6 X 6 mm)
12	4-411854	6	• WASHER, Lock (helical spring M6)
13	4-103036	3	• GLAND, Cable (nylon 0.5")
14	4-117582	1	• CONNECTOR, (8-pin receptacle)
15	4-117592	5	• TERMINAL, (14 - 16 AWG, male)
16	4-117584	1	• WEDGE, Locking (8-pin, receptacle)
17	4-117594	3	• PLUG, Sealing
18	4-138377	1	• CONNECTOR, Weather-pack (4-pin, tower)
19	4-156137	4	• TERMINAL, Weather-pack (14 - 16 AWG, female)
20	4-124369	7	• SEAL, Wire (16 - 12 AWG, green)
21	4-156113	1	• CONNECTOR, Weather-pack (3-pin, female)
22	4-156139	3	• TERMINAL, Weather-pack (14 - 16 AWG, male)
23	4-157865	1	• CONNECTOR, METRI-PACK (280, 4-pin, male)
24	4-157867	4	• TERMINAL, METRI-PACK (10 AWG, male)
25	4-157868	1	• SEAL, METRI-PACK
26	4-157866	1	• LOCK, TPA
27	-	1	• BUS BAR, Copper (3.0" X 0.63" X 0.13")

8.12 Enclosed Cab Power Module (Aux. Hyd.)

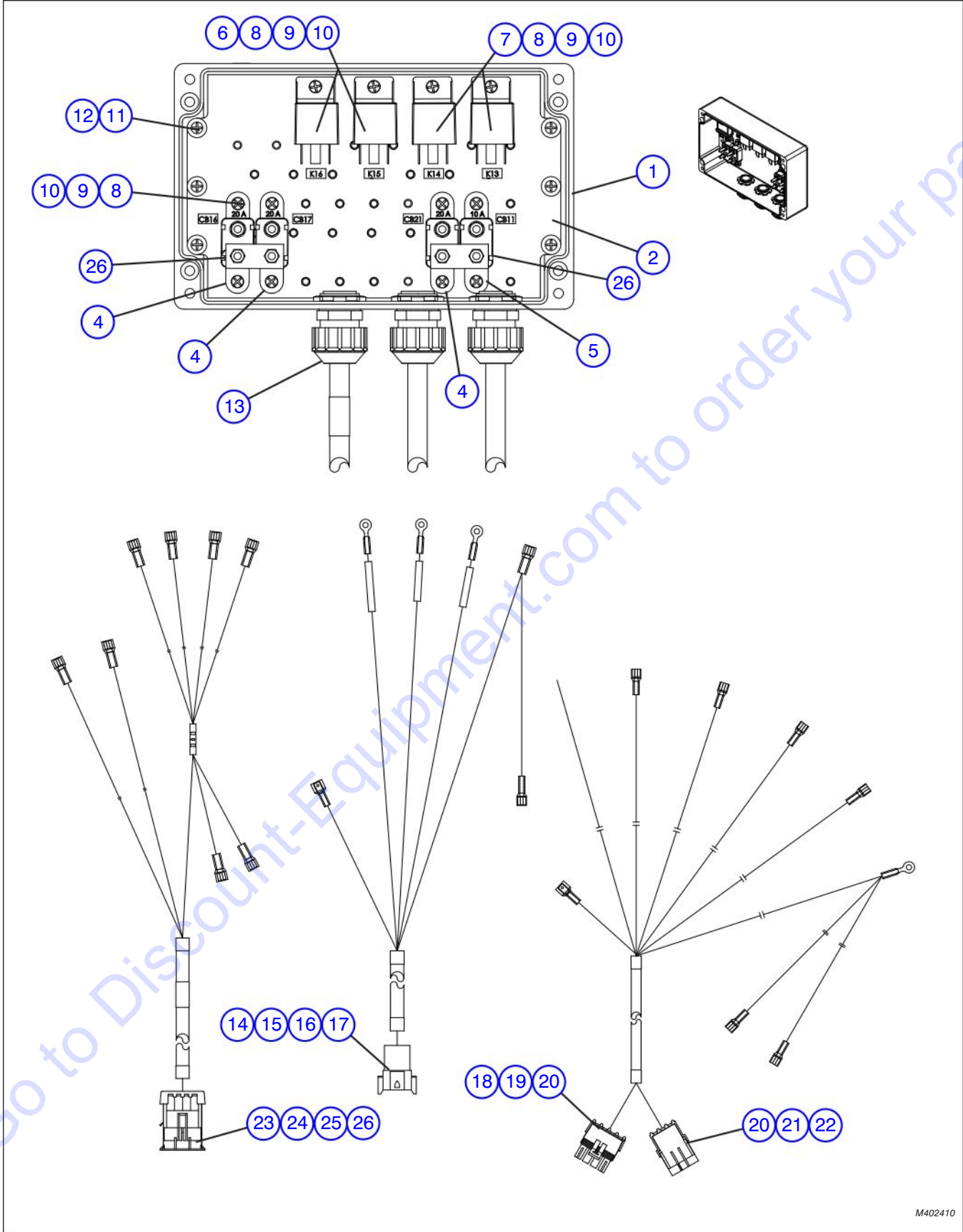


M402409

8.12 Enclosed Cab Power Module (Aux. Hyd.)

Index No.	Skyjack Part No.	Qty.	Description
-	4-402409	1	MODULE, POWER (ENCLOSED CAB)
1	4-402693	1	• BOX, Junction (9.84" X 10.02" X 4.76")
2	4-402406	1	• CHASSIS, Electrical enclosure
3	4-408527	2	• CIRCUIT BREAKER, Self-resetting (20A)
4	4-408526	1	• CIRCUIT BREAKER, Self-resetting (10A)
5	4-127035	2	• RELAY, SPST-NO (40A 12VDC)
6	4-403275	2	• RELAY, SPST-NO (10A 12VDC)
7	4-116192	10	• SCREW, Panhead (#8-32 UNC X 0.63)
8	4-103991	10	• WASHER, Flat (#8)
9	4-112249	10	• WASHER, Lock (helical spring #8)
10	4-157864	6	• SCREW, Pan head (M6 X 6 mm)
11	4-411854	6	• WASHER, Lock (helical spring M6)
12	4-103036	3	• GLAND, Cable (nylon 0.5")
13	4-117582	1	• CONNECTOR, (8-pin receptacle)
14	4-117592	5	• TERMINAL, (14 - 16 AWG, male)
15	4-117584	1	• WEDGE, Locking (8-pin, receptacle)
16	4-117594	3	• PLUG, Sealing
17	4-138377	1	• CONNECTOR, Weather-pack (4-pin, tower)
18	4-156137	4	• TERMINAL, Weather-pack (14 - 16 AWG, female)
19	4-124369	7	• SEAL, Wire (16 - 12 AWG, green)
20	4-156113	1	• CONNECTOR, Weather-pack (3-pin, female)
21	4-156139	3	• TERMINAL, Weather-pack (14 - 16 AWG, male)
22	4-157865	1	• CONNECTOR, METRI-PACK (280, 4-pin, male)
23	4-157867	4	• TERMINAL, METRI-PACK (10 AWG, male)
24	4-157868	1	• SEAL, METRI-PACK (2-pin, male)
25	4-157866	1	• LOCK, TPA
26	-	1	• BUS BAR, Copper (3.0" X 0.63" X 0.13")

8.13 Enclosed Cab Power Module (Aux. Hyd. - A/C - Head/Tail/Stop Lights)

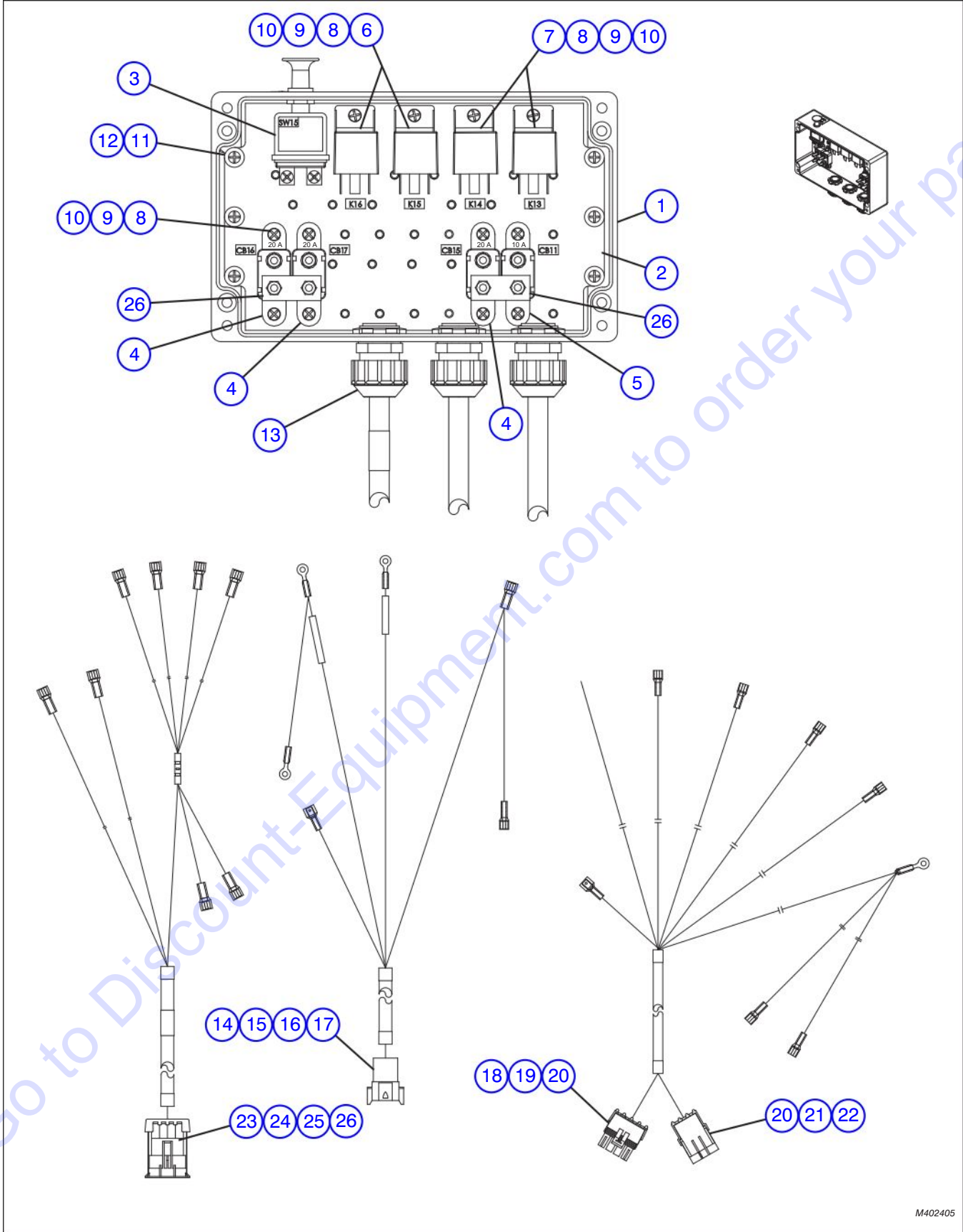


M402410

8.13 Enclosed Cab Power Module (Aux. Hyd. - A/C - Head/Tail/Stop Lights)

Index No.	Skyjack Part No.	Qty.	Description
-	4-402771	1	MODULE, POWER (ENCLOSED CAB)
1	4-402693	1	• BOX, Junction (9.84" X 10.02" X 4.76")
2	4-402406	1	• CHASSIS, Electrical enclosure
3	4-157863	1	• SWITCH, Push-pull (75A)
4	4-408527	3	• CIRCUIT BREAKER, Self-resetting (20A)
5	4-408526	1	• CIRCUIT BREAKER, Self-resetting (10A)
6	4-127035	2	• RELAY, SPST-NO (40A 12VDC)
7	4-403275	2	• RELAY, SPST-NO (10A 12VDC)
8	4-116192	10	• SCREW, Panhead (#8-32 UNC X 0.63)
9	4-103991	10	• WASHER, Flat (#8)
10	4-112249	10	• WASHER, Lock (helical spring #8)
11	4-157864	6	• SCREW, Pan head (M6 X 6 mm)
12	4-411854	6	• WASHER, Lock (helical spring M6)
13	4-103036	3	• GLAND, Cable (nylon 0.5")
14	4-117582	1	• CONNECTOR, (8-pin receptacle)
15	4-117592	5	• TERMINAL, (14 - 16 AWG, male)
16	4-117584	1	• WEDGE, Locking (8-pin, receptacle)
17	4-117594	3	• PLUG, Sealing
18	4-138377	1	• CONNECTOR, Weather-pack (4-pin, tower)
19	4-156137	4	• TERMINAL, Weather-pack (14 - 16 AWG, female)
20	4-124369	7	• SEAL, Wire (16 - 12 AWG, green)
21	4-156113	1	• CONNECTOR, Weather-pack (3-pin, female)
22	4-156139	3	• TERMINAL, Weather-pack (14 - 16 AWG, male)
23	4-157865	1	• CONNECTOR, METRI-PACK (280, 4-pin, male)
24	4-157867	4	• TERMINAL, METRI-PACK (10 AWG, male)
25	4-157868	1	• SEAL, METRI-PACK (2-pin, male)
26	4-157866	1	• LOCK, TPA
27	-	1	• BUS BAR, Copper (3.0" X 0.63" X 0.13")

8.14 Enclosed Cab Power Module (Aux. Hyd. - Head/Tail/Stop Lights)

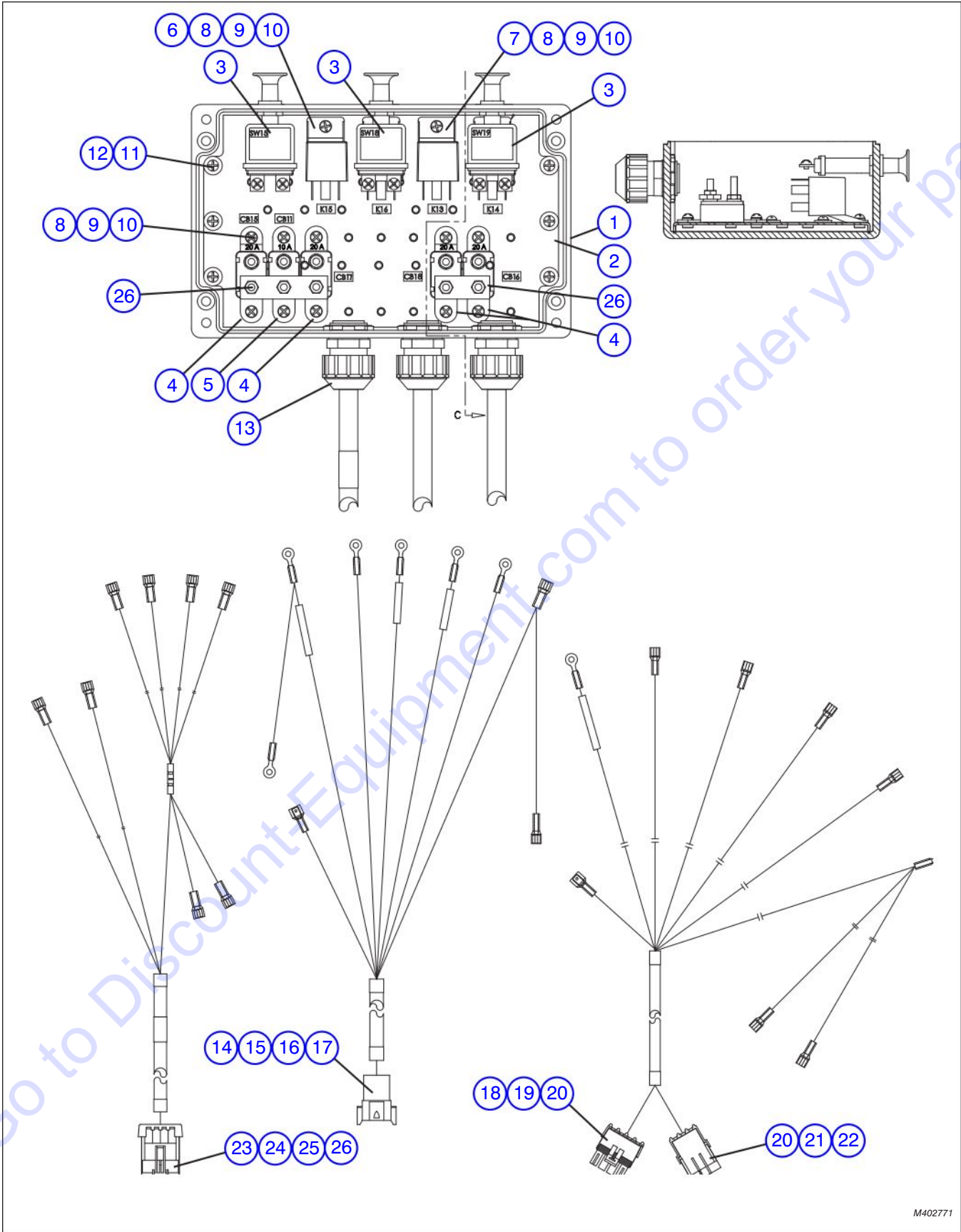


M402405

8.14 Enclosed Cab Power Module (Aux. Hyd. - Head/Tail/Stop Lights)

Index No.	Skyjack Part No.	Qty.	Description
-	4-402405	1	MODULE, POWER (ENCLOSED CAB)
1	4-402694	1	• BOX, Junction (9.84" X 10.02" X 4.76")
2	4-402406	1	• CHASSIS, Electrical enclosure
3	4-157863	1	• SWITCH, Push-pull (75A)
4	4-408527	3	• CIRCUIT BREAKER, Self-resetting (20A)
5	4-408526	1	• CIRCUIT BREAKER, Self-resetting (10A)
6	4-127035	2	• RELAY, SPST-NO (40A 12VDC)
7	4-403275	2	• RELAY, SPST-NO (10A 12VDC)
8	4-116192	10	• SCREW, Panhead (#8-32 UNC X 0.63)
9	4-103991	10	• WASHER, Flat (#8)
10	4-112249	10	• WASHER, Lock (helical spring #8)
11	4-157864	6	• SCREW, Pan head (M6 X 6 mm)
12	4-411854	6	• WASHER, Lock (helical spring M6)
13	4-103036	3	• GLAND, Cable (nylon 0.5")
14	4-117582	1	• CONNECTOR, (8-pin receptacle)
15	4-117592	5	• TERMINAL, (14 - 16 AWG, male)
16	4-117584	1	• WEDGE, Locking (8-pin, receptacle)
17	4-117594	3	• PLUG, Sealing
18	4-138377	1	• CONNECTOR, Weather-pack (4-pin, tower)
19	4-156137	4	• TERMINAL, Weather-pack (14 - 16 AWG, female)
20	4-124369	7	• SEAL, Wire (16 - 12 AWG, green)
21	4-156113	1	• CONNECTOR, Weather-pack (3-pin, female)
22	4-156139	3	• TERMINAL, Weather-pack (14 - 16 AWG, male)
23	4-157865	1	• CONNECTOR, METRI-PACK (280, 4-pin, male)
24	4-157867	4	• TERMINAL, METRI-PACK (10 AWG, male)
25	4-157868	1	• SEAL, METRI-PACK (2-pin, male)
26	4-157866	1	• LOCK, TPA
27	-	1	• BUS BAR, Copper (3.0" X 0.63" X 0.13")

8.15 Enclosed Cab Power Module (Aux. Hyd. - Head/Tail/Stop/Boom/Aux. Lights)

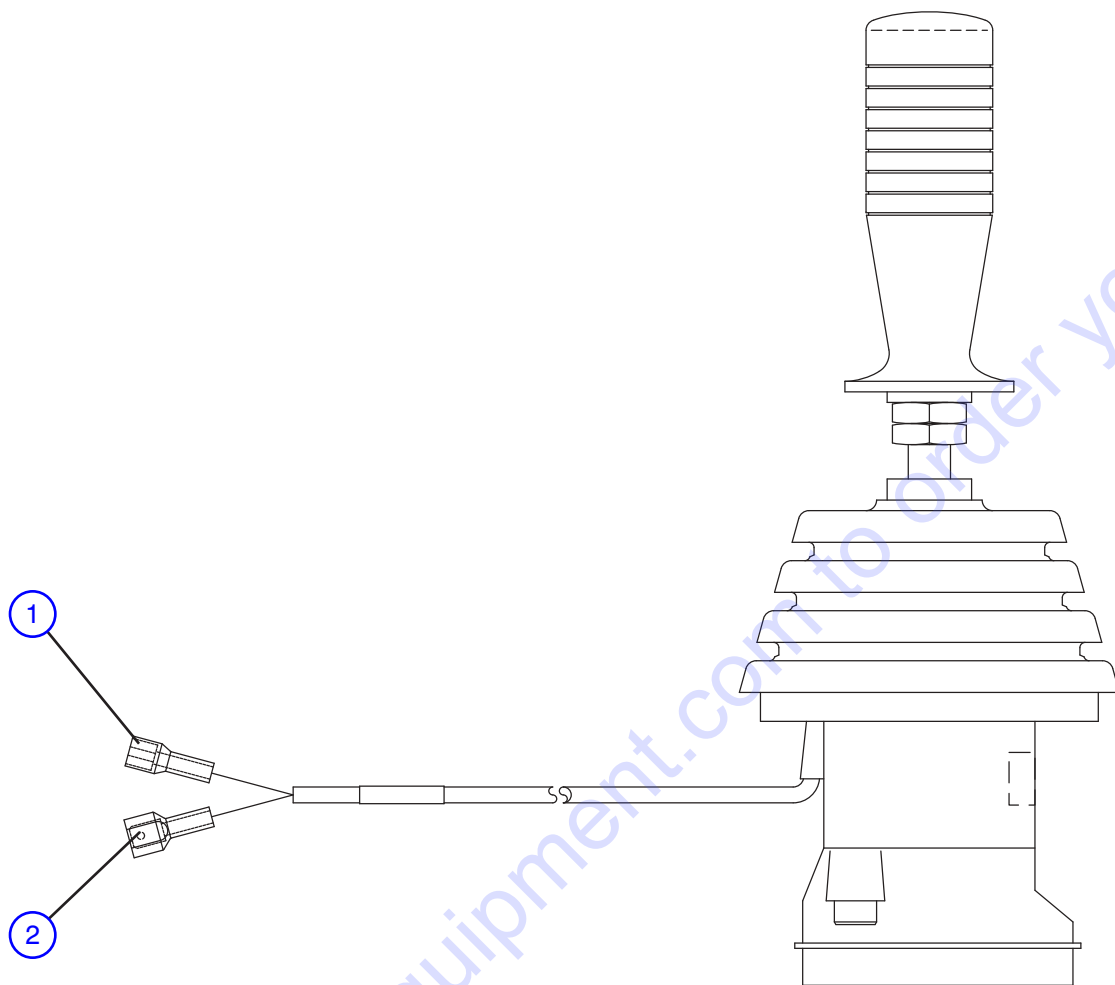


M402771

8.15 Enclosed Cab Power Module (Aux. Hyd. - Head/Tail/Stop/Boom/Aux. Lights)

Index No.	Skyjack Part No.	Qty.	Description
-	4-402771	1	MODULE, POWER (ENCLOSED CAB)
1	4-402695	1	• BOX, Junction (9.84" X 10.02" X 4.76")
2	4-402406	1	• CHASSIS, Electrical enclosure
3	4-157863	3	• SWITCH, Push-pull (75A)
4	4-408527	4	• CIRCUIT BREAKER, Self-resetting (20A)
5	4-408526	1	• CIRCUIT BREAKER, Self-resetting (10A)
6	4-127035	2	• RELAY, SPST-NO (40A 12VDC)
7	4-403275	2	• RELAY, SPST-NO (10A 12VDC)
8	4-116192	10	• SCREW, Panhead (#8-32 UNC X 0.63)
9	4-103991	10	• WASHER, Flat (#8)
10	4-112249	10	• WASHER, Lock (helical spring #8)
11	4-157864	6	• SCREW, Pan head (M6 X 6 mm)
12	4-411854	6	• WASHER, Lock (helical spring M6)
13	4-103036	3	• GLAND, Cable (nylon 0.5")
14	4-117582	1	• CONNECTOR, (8-pin receptacle)
15	4-117592	5	• TERMINAL, (14 - 16 AWG, male)
16	4-117584	1	• WEDGE, Locking (8-pin, receptacle)
17	4-117594	3	• PLUG, Sealing
18	4-138377	1	• CONNECTOR, Weather-pack (4-pin, tower)
19	4-156137	4	• TERMINAL, Weather-pack (14 - 16 AWG, female)
20	4-124369	7	• SEAL, Wire (16 - 12 AWG, green)
21	4-156113	1	• CONNECTOR, Weather-pack (3-pin, female)
22	4-156139	3	• TERMINAL, Weather-pack (14 - 16 AWG, male)
23	4-157865	1	• CONNECTOR, METRI-PACK (280, 4-pin, male)
24	4-157867	4	• TERMINAL, METRI-PACK (10 AWG, male)
25	4-157868	1	• SEAL, METRI-PACK (2-pin, male)
26	4-157866	1	• LOCK, TPA
27	-	1	• BUS BAR, Copper (3.0" X 0.63" X 0.13")

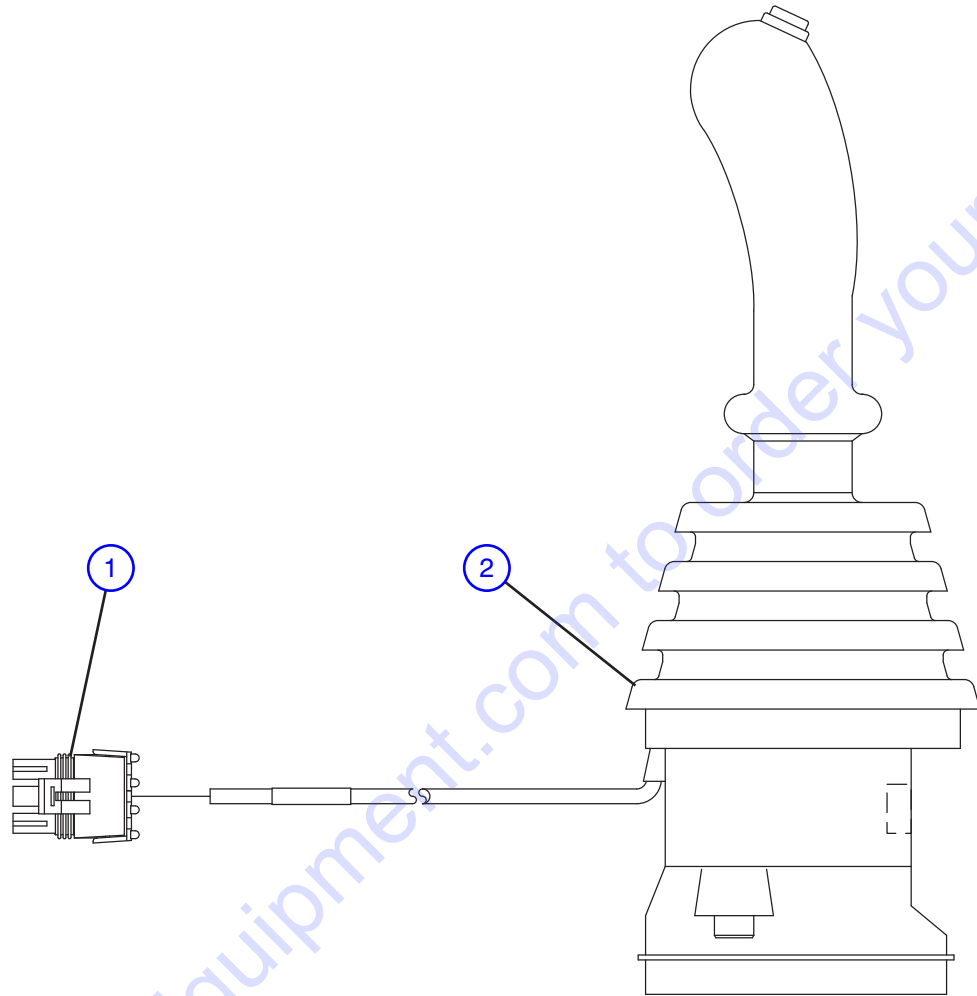
8.16 Front Joystick Harness



M402620

Index No.	Skyjack Part No.	Qty.	Description
-	4-402620	1	HARNESS, FRONT JOYSTICK WITH MICROSWITCH
1	4-105360	1	TERMINAL, Male 14-16GA x 1/4" fully insulated
2	4-105359	1	TERMINAL, Female 14-16GA x 1/4" fully insulated

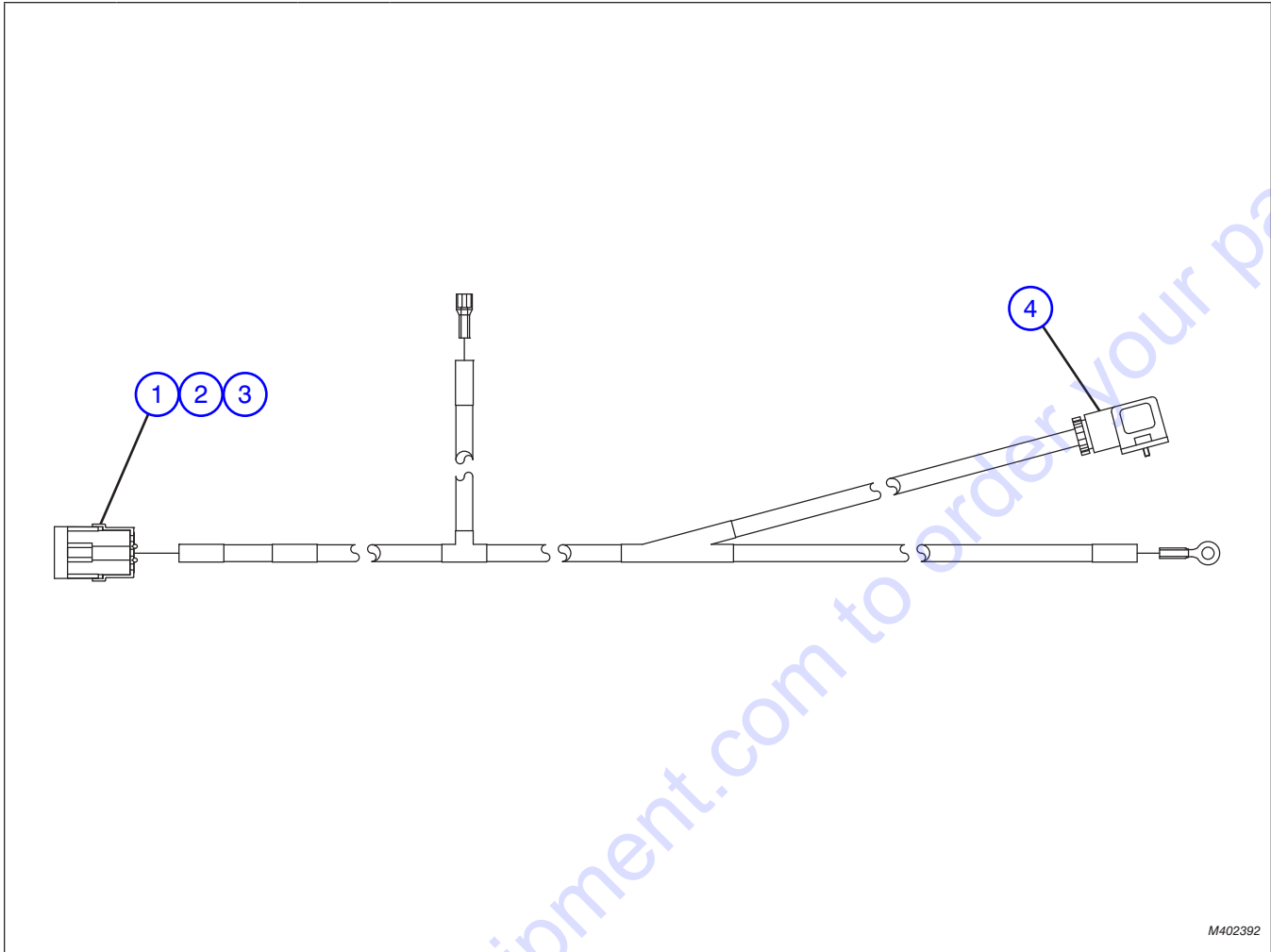
8.17 Rear Joystick Harness



M402187

Index No.	Skyjack Part No.	Qty.	Description
-	4-402187	1	HARNES, REAR JOYSTICK WITH HORIZONTAL ROCKER SWITCH
1	4-156114	1	<ul style="list-style-type: none"> • CONNECTOR, Weather-pack (3-pin, tower) • • TERMINAL, Weather-pack (14-16 AWG, female) • • SEAL, Cable (12-16 AWG, green)
	4-156137	3	
	4-124369	3	
2	(Ref.)	-	JOYSTICK, Rear with horizontal rocker switch (For components, refer to Section 4.14)

8.18 Horn / Fuel / Brake Pressure Switch Harness

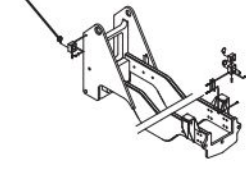


M402392

Index No.	Skyjack Part No.	Qty.	Description
-	4-402392	1	HARNESS, FRONT JOYSTICK WITH MICROSWITCH
1	4-156113	1	• CONNECTOR, Weather-pack (3-pin socket)
2	4-156139	3	• TERMINAL, Weather-pack (14 - 16 AWG male)
3	4-124369	3	• SEAL, Wire (16 - 12 AWG green)
4	4-406634	1	• CONNECTOR, EN 175301-803 (4-pin, black)

9.0 OPTIONAL EQUIPMENT RELATED PARTS

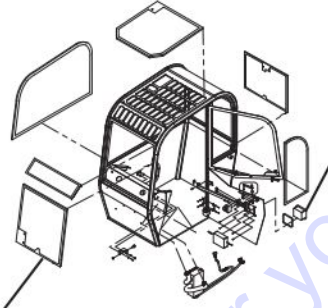
9.1 Light Installation Group



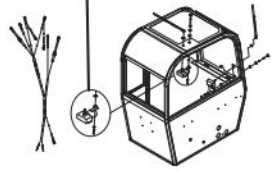
9.2 Lighting Harness



Enclosed Cab Interior 9.5

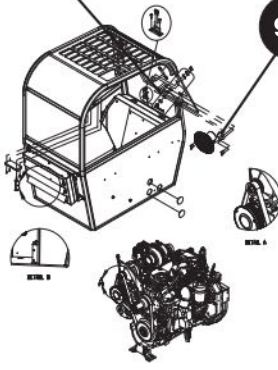


9.6 Wiper Group

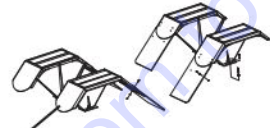


9.3 Enclosed Cab Option

9.4 Pop-out Windows Assembly



9.7 Fan and Light Attachment

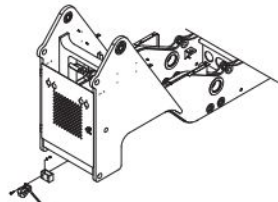
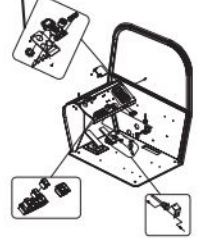


9.10 Fenders Assembly

9.8 Boom Lights Assembly

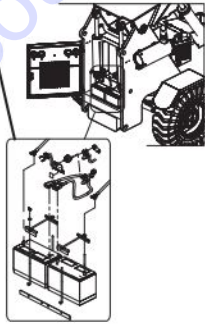
9.11 Mud Flaps Assembly

9.15 Mine Spec. - Instrument Panel Assembly



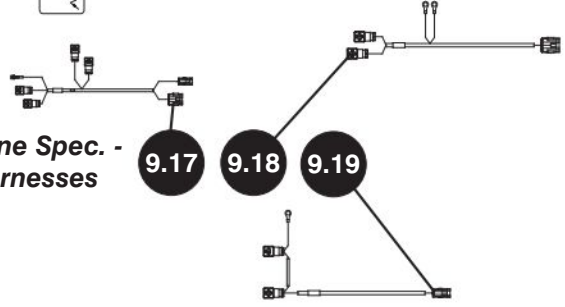
9.9 Pintle Hook Assembly

9.12 Battery Disconnect Switch Assembly



9.17 Mine Spec. - Harnesses

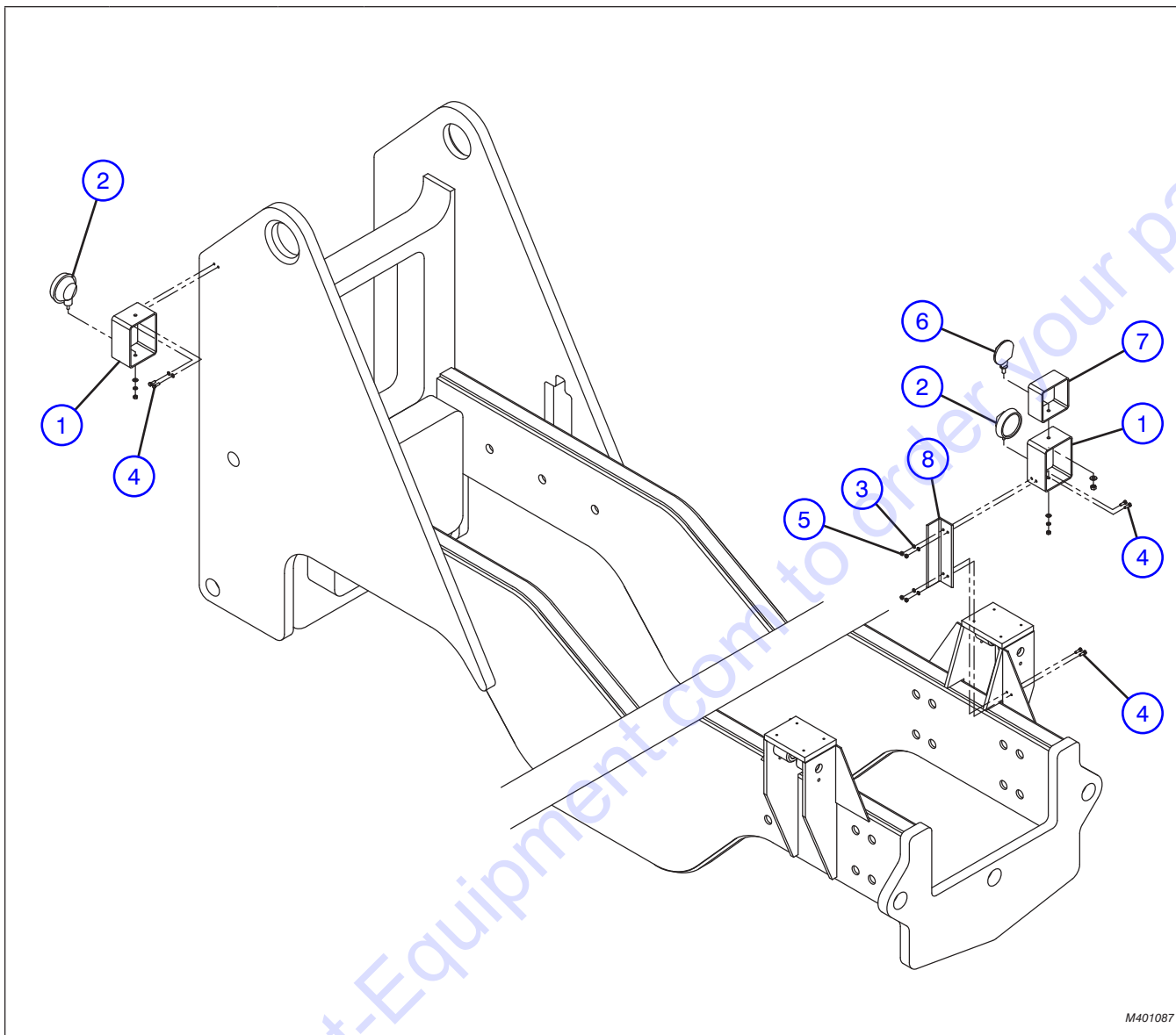
9.18 9.19



For Cab Heater Assembly and A/C and Electric Condenser Assembly, see Section 1

M413428 M401993 M401441

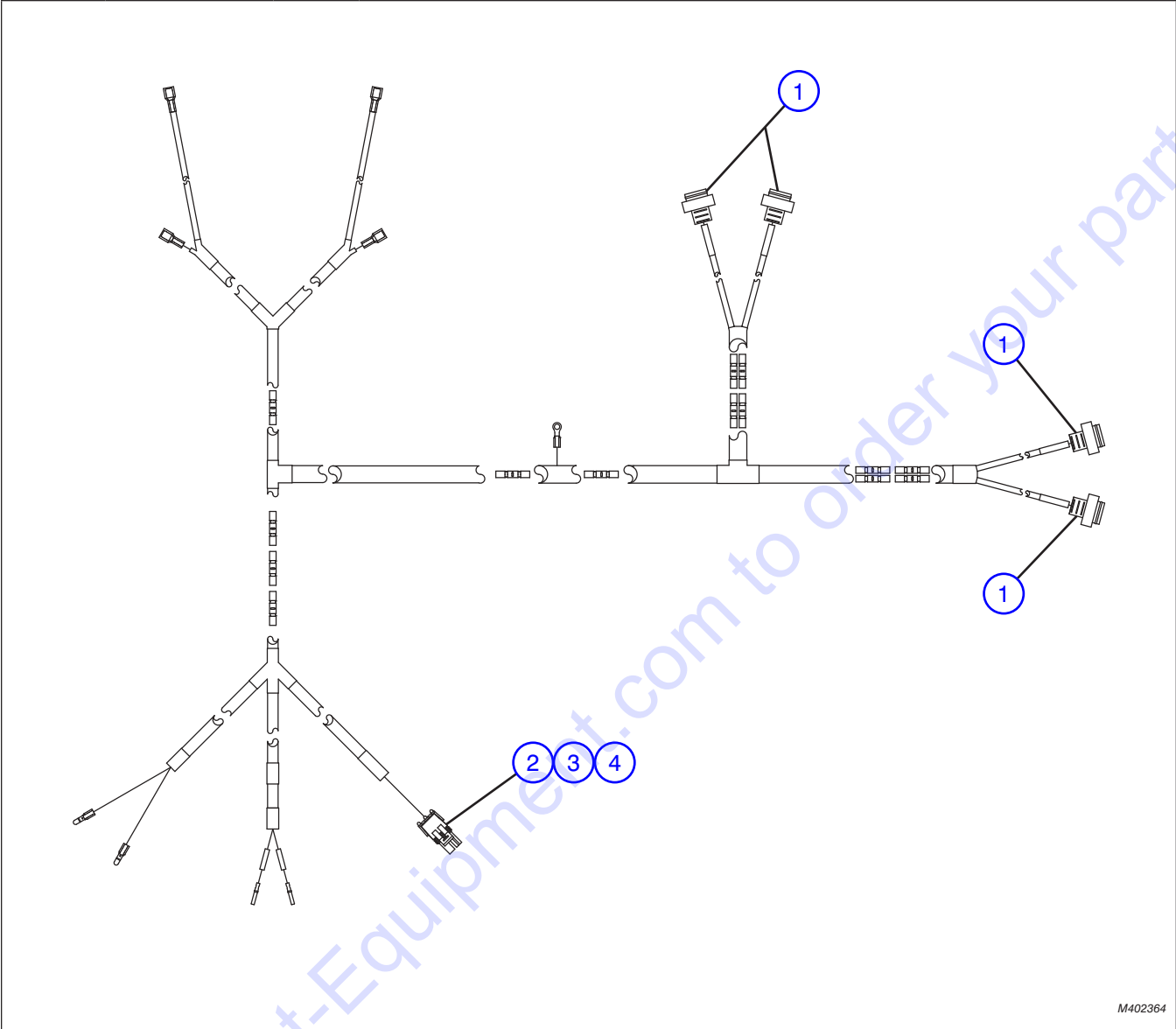
9.1 Light Installation Group



M401087

Index No.	Skyjack Part No.	Qty.	Description
1	4-406567	2	HOUSING, Light guard (Left)
	4-406568	2	HOUSING, Light guard (Right)
2	4-407592	4	HEAD Light, halogen
3	4-411681	12	WASHER, Lock (5/16")
4	4-411673	12	SCREW, Hex head cap (5/16" X 1" NC)
5	4-411682	8	NUT, Hex (5/16")
6	4-407927	2	LIGHT, Signal
7	4-401055	1	HOUSING, Turn signal guard (Left)
	4-401056	1	HOUSING, Turn signal guard (Right)
8	4-406218	2	BRACKET, Head light and turn signal mounting

9.2 Lighting Harness



M402364

Index No.	Skyjack Part No.	Qty.	Description
-	4-402364	1	HARNES, LIGHTING
1	4-156178	4	• CONNECTOR, (3-pin, female)
2	4-124036	1	• CONNECTOR, Weather-pack (2-pin, tower)
3	4-156137	2	• TERMINAL, Weather-pack (14 - 16 AWG, female)
4	4-124369	2	• SEAL, Cable (12 - 16 AWG, green)

PARTS FINDER

**Search Website
by Part Number**



**Search Manual
Library For Parts
Manual & Lookup Part
Numbers – Purchase
or Request Quote**

Search Manuals

Enter your information to help us find the right parts manual for your machine.

* Brand:

* Model:

* Serial:

* Part Number:

SEARCH

**Can't Find Part or
Manual? Request Help
by Manufacturer,
Model & Description**

Parts Order Form

Please fill in the following information to help us find the right part for your machine.

Manufacturer:	<input type="text"/>
Model:	<input type="text"/>
Description:	<input type="text"/>
Part Number:	<input type="text"/>
Quantity:	<input type="text"/>
Notes:	<input type="text"/>

Submit

Discount-Equipment.com is your online resource for quality parts & equipment.

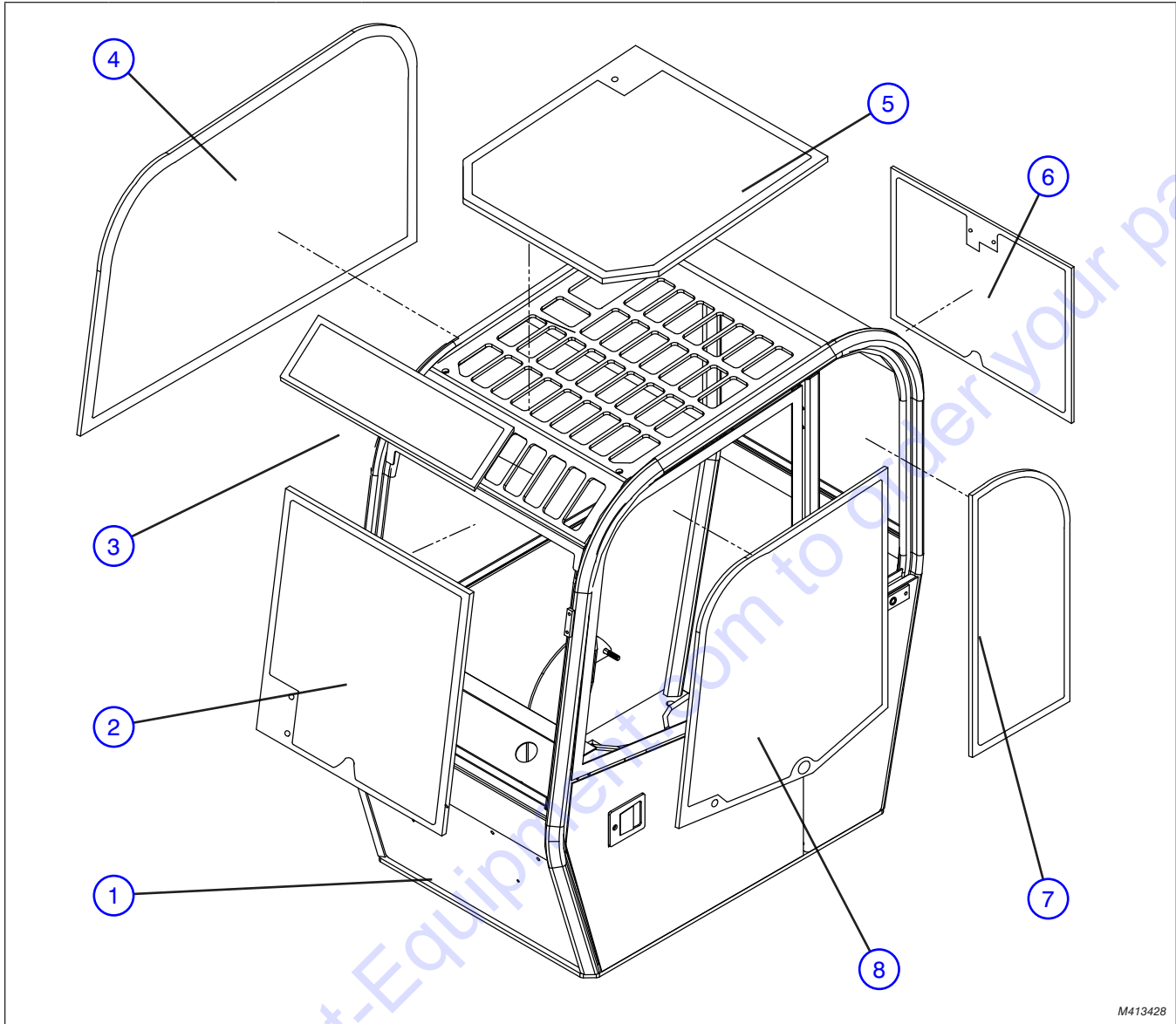
Florida: **561-964-4949** Outside Florida TOLL FREE: **877-690-3101**

Need parts?

Click on this link: <http://www.discount-equipment.com/category/5443-parts/> and choose one of the options to help get the right parts and equipment you are looking for. Please have the machine model and serial number available in order to help us get you the correct parts. If you don't find the part on the website or on one of the online manuals, please fill out the request form and one of our experienced staff members will get back to you with a quote for the right part that your machine needs.

We sell worldwide for the brands: Genie, Terex, JLG, MultiQuip, Mikasa, Essick, Whiteman, Mayco, Toro Stone, Diamond Products, Generac Magnum, Airman, Haulotte, Barreto, Power Blanket, Nifty Lift, Atlas Copco, Chicago Pneumatic, Allmand, Miller Curber, Skyjack, Lull, Skytrak, Tsurumi, Husquvarna Target, Stow, Wacker, Sakai, Mi-T-M, Sullair, Basic, Dynapac, MBW, Weber, Bartell, Bennar Newman, Haulotte, Ditch Runner, Menegotti, Morrison, Contec, Buddy, Crown, Edco, Wyco, Bomag, Laymor, EZ Trench, Bil-Jax, F.S. Curtis, Gehl Pavers, Heli, Honda, ICS/PowerGrit, IHI, Partner, Imer, Clipper, MMD, Koshin, Rice, CH&E, General Equipment, Amida, Coleman, NAC, Gradall, Square Shooter, Kent, Stanley, Tamco, Toku, Hatz, Kohler, Robin, Wisconsin, Northrock, Oztec, Toker TK, Rol-Air, APT, Wylie, Ingersoll Rand / Doosan, Innovatech, Con X, Ammann, Mecalac, Makinex, Smith Surface Prep, Small Line, Wanco, Yanmar

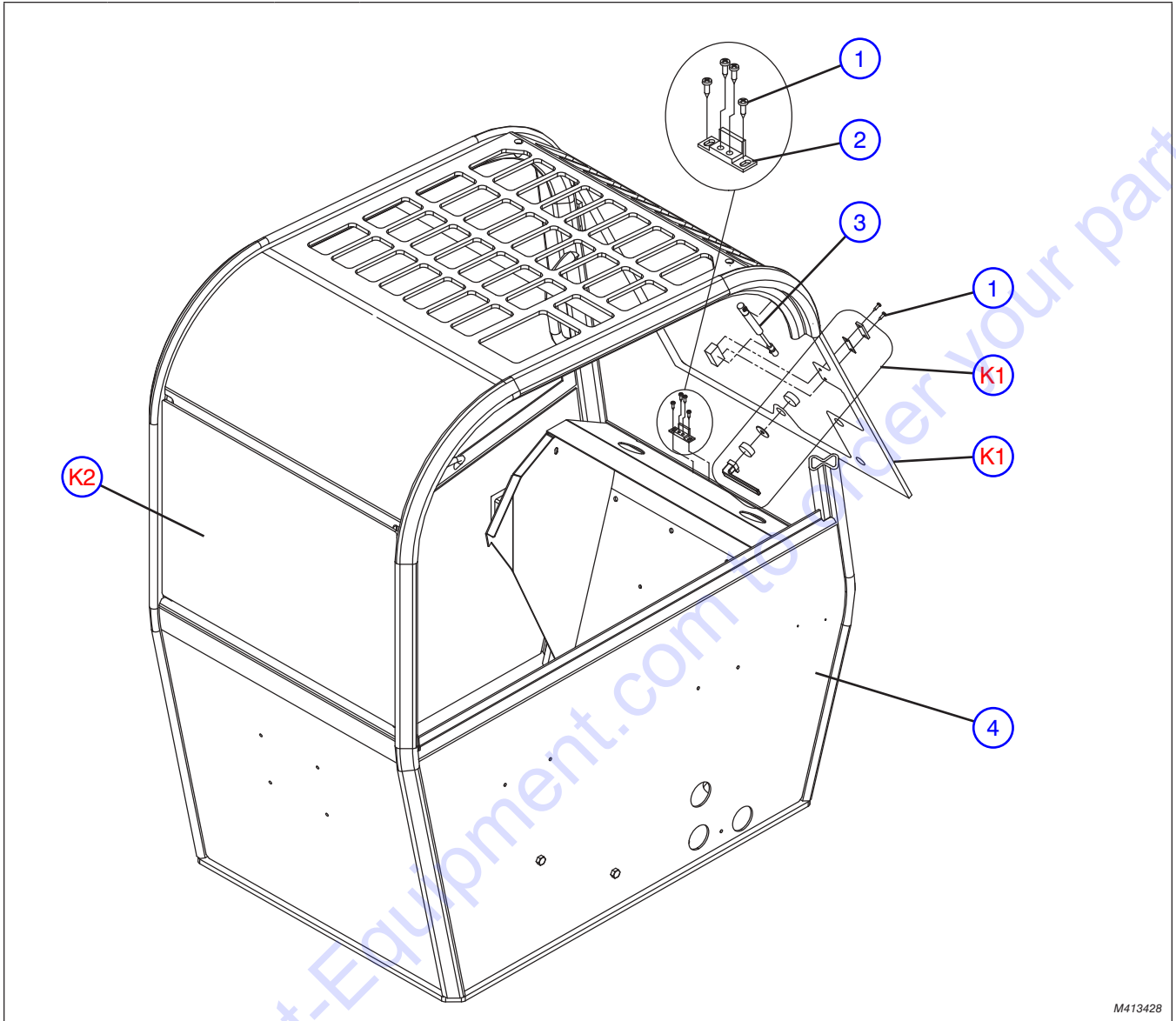
9.3 Enclosed Cab Group



M413428

Index No.	Skyjack Part No.	Qty.	Description
1	4-413428	1	WELDMENT, Enclosed cab
2	4-408333	1	WINDOW, Front
3	4-404986	1	WINDOW, Top/front
4	4-404987	1	WINDOW, Right side
5	4-404985	1	WINDOW, Top
6	4-408332	1	WINDOW, Rear
7	4-404988	1	WINDOW, Left side
8	4-404993	1	WINDOW, Door

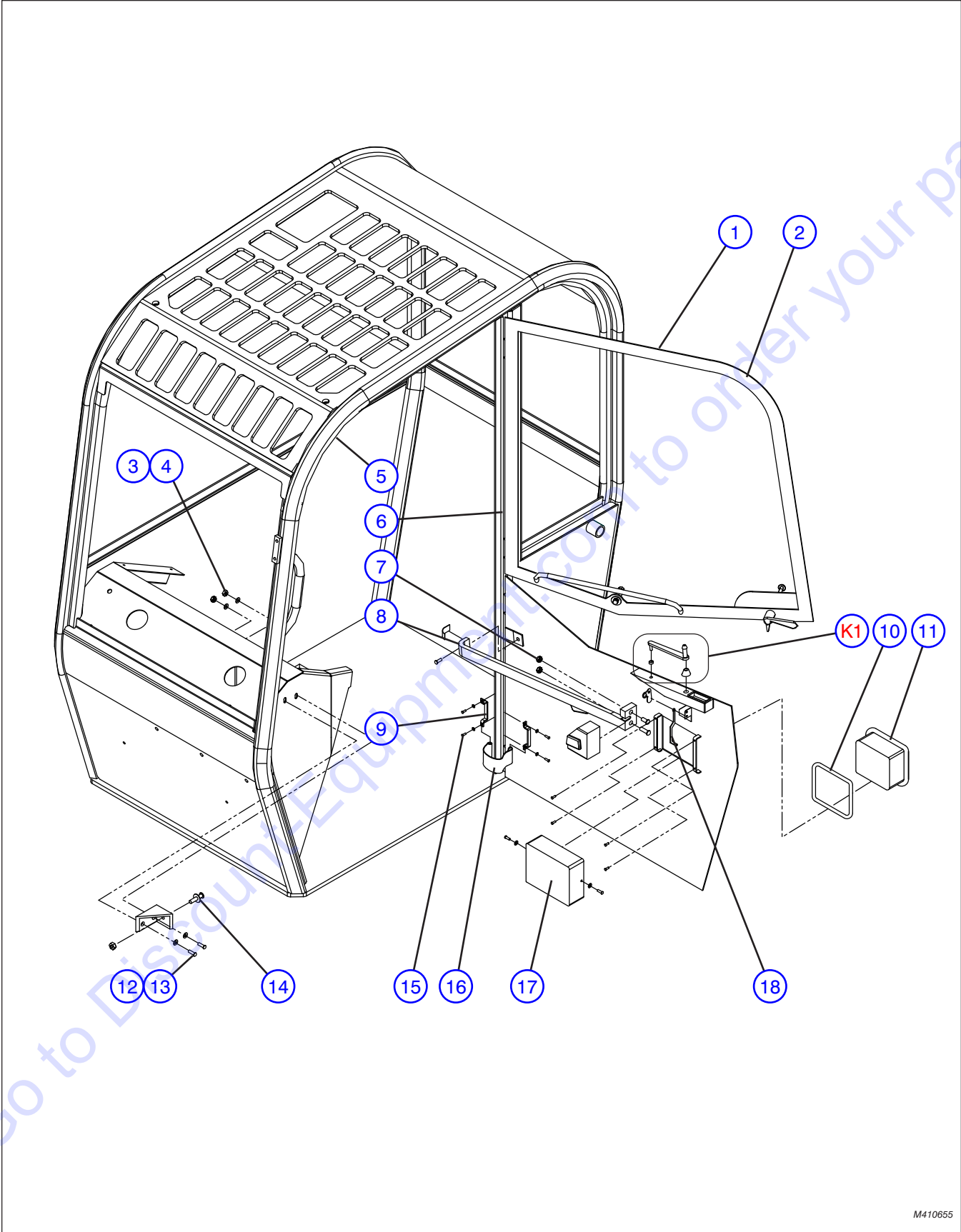
9.4 Pop-out Window Assembly



M413428

Index No.	Skyjack Part No.	Qty.	Description
1	4-411857	26	SCREW, Self-tapping (10-24 X 3/4")
2	4-407249	2	PLATE, Latch
3	4-409623	2	SPRING, Air
4	4-413428	1	WELDMENT, Enclosed cab
K1	4-408335	1	KIT, Front window pop-out
K2	4-408334	1	KIT, Rear window pop-out

9.5 Enclosed Cab Interior



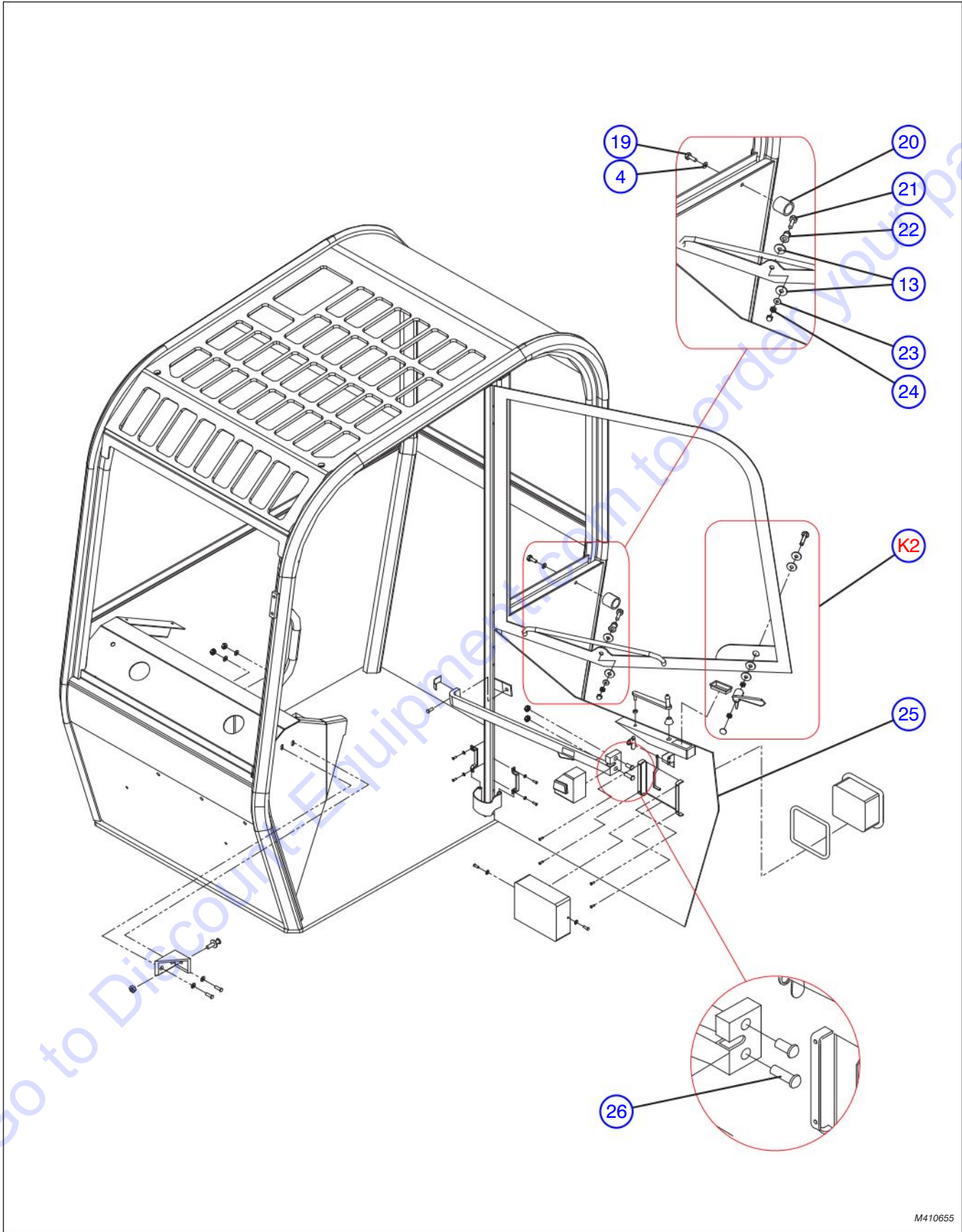
M410655

9.5 Enclosed Cab Interior

Index No.	Skyjack Part No.	Qty.	Description
-	4-410655	1	ASSEMBLY, Upper & Lower doors
1	4-410656	1	• ASSEMBLY, Complete upper door
2	4-414066	1	• FRAME, Upper door
3	4-411672	2	• WASHER, Lock (5/16")
4	4-411897	2	• NUT, Lock (5/16" NC)
5	4-410659	1	• SEAL, Door
6	4-405380	4	• ASSEMBLY, Door hinge
7	4-411808	1	• NUT, (M8 X 1.25)
8	4-405364	1	• ASSEMBLY, Door latch interior
9	4-405376	2	• HOLDER, Door strap
10	4-405370	1	• GASKET, Door latch
11	4-405367	1	• ASSEMBLY, Door latch exterior
12	4-411826	2	• SCREW, Hex head cap (5/16" X 1")
13	4-411680	4	• WASHER, Flat (5/16")
14	4-405372	1	• STRIKER, Door
15	4-411923	4	• WASHER, Flat (M6)
16	4-405349	1	• STRAP, Door (7")
17	4-405330	1	• COVER, Latch (Modified)
18	4-405379	1	• ASSEMBLY, Door linkage
K1	4-411454	1	KIT, Window brace

Parts list continued on the following page.

9.5 Enclosed Cab Interior - Continued



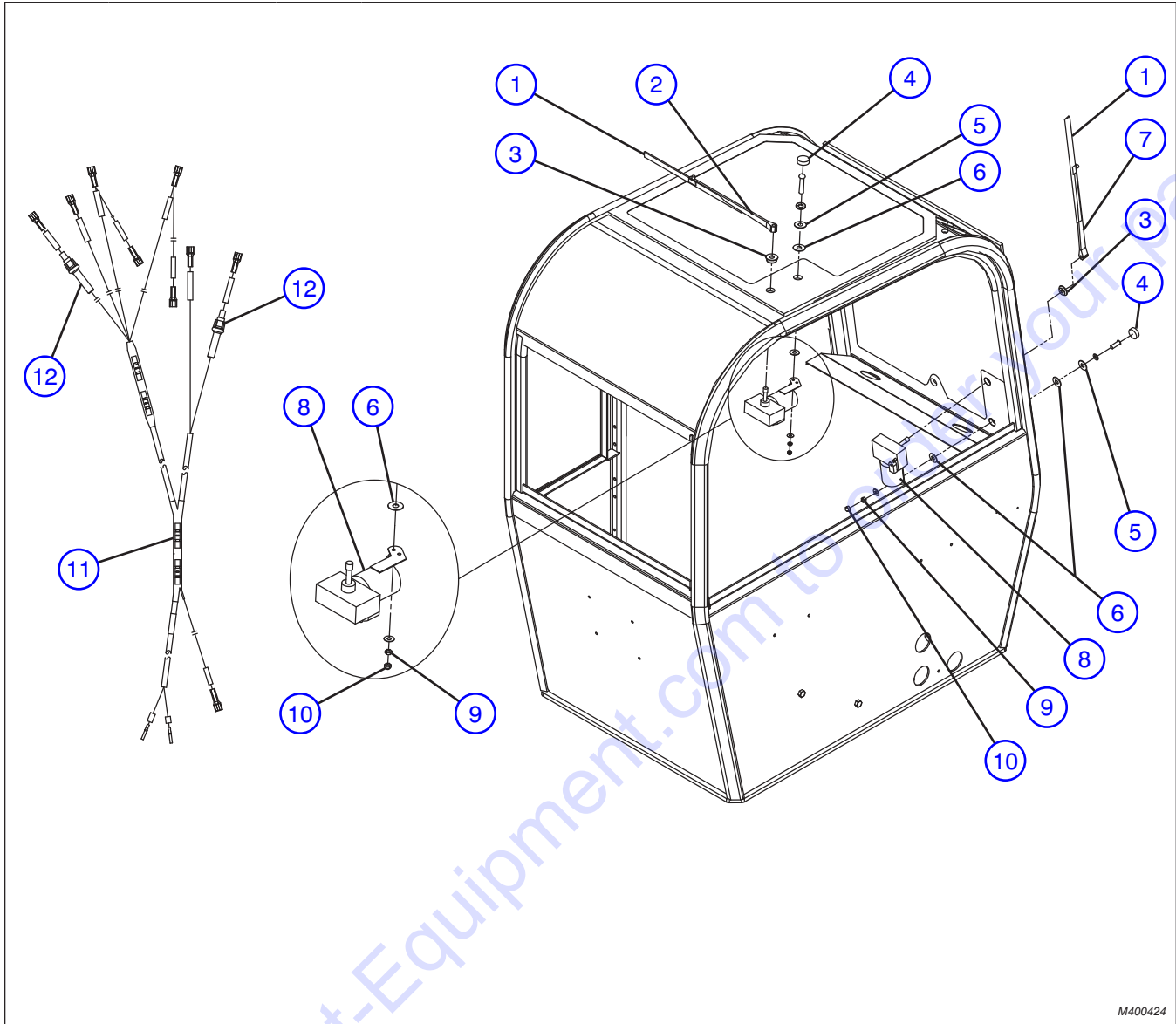
M410655

9.5 Enclosed Cab Interior - Continued

Index No.	Skyjack Part No.	Qty.	Description
Parts list continued from previous page.			
19	4-411673	1	• SCREW, Hex head cap (5/16" X 1" NC)
20	4-405347		• SOCKET, Door hold-back
21	4-411662	1	• SCREW, Hex head cap (1/4" X 1 1/4" NC)
22	4-405347	1	• STUD, Door hold-back (plastic)
23	4-411667	1	• WASHER, Flat (1/4")
24	4-411669	1	• NUT, (1/4" NC)
25	4-410658	1	• ASSEMBLY, Complete lower door
26	4-411802	1	• BOLT, Button head (M8 X 1.25 X 55)
K2	4-411456	1	KIT, Window latch

Go to Discount-Equipment.com to order your parts

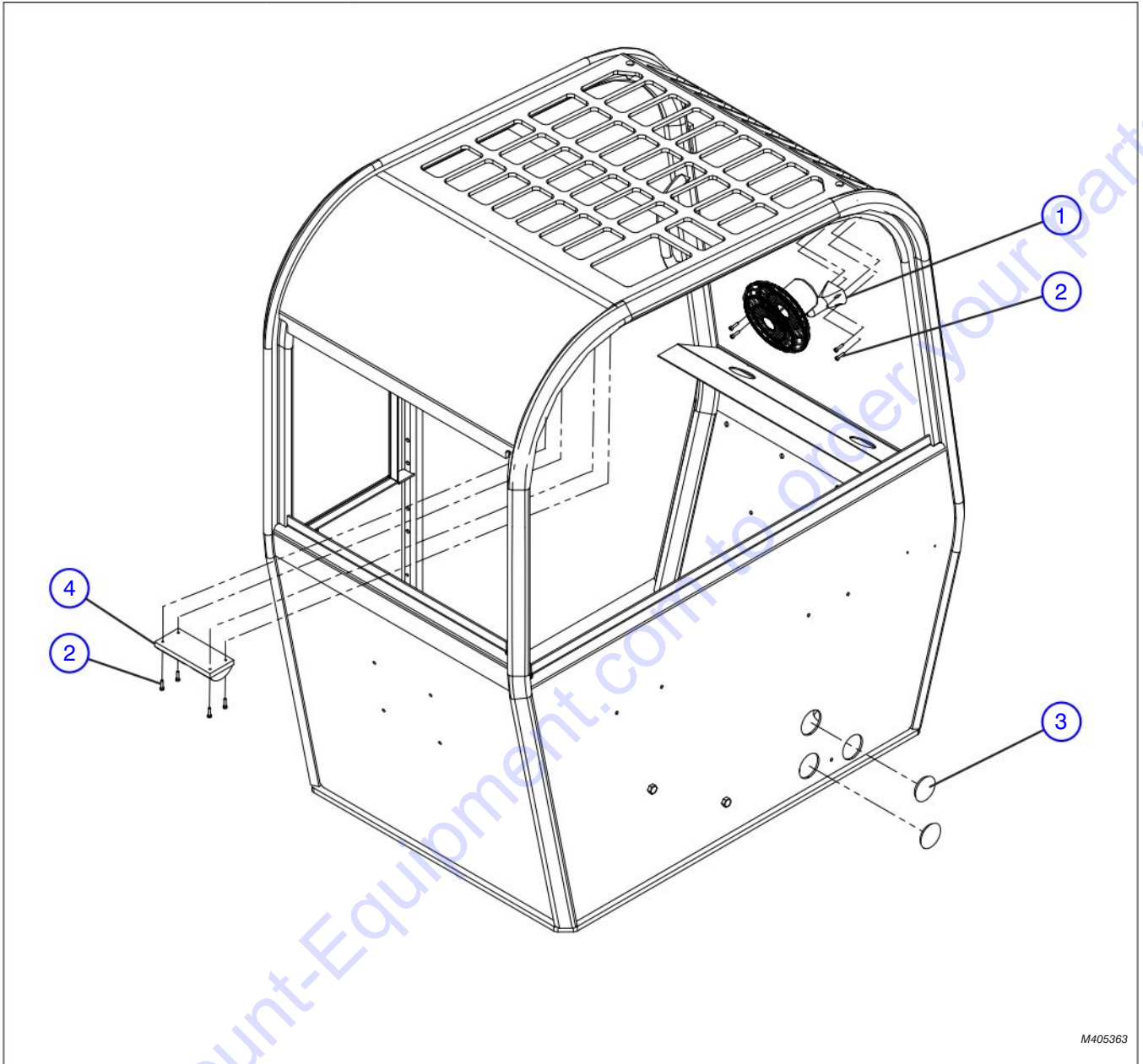
9.6 Wiper Group



M400424

Index No.	Skyjack Part No.	Qty.	Description
1	4-405340	1	BLADE, Wiper
2	4-405350	1	ARM, Front wiper
3	4-405369	2	GROMMET, (5/8" DIA.)
4	4-412041	2	COVER, Screw head
5	4-412042	2	WASHER, Hard plastic
6	4-412043	4	WASHER, Soft seal
7	4-405350	1	ARM, Top wiper
8	4-401423	2	MOTOR, Wiper
9	4-411798	2	NUT, (M5 X 0.8)
10	4-412051	2	COVER, Bolt (M5)
11	4-400424	1	HARNES, Wiper
12	4-409873	2	• FUSE, (250V 4A)

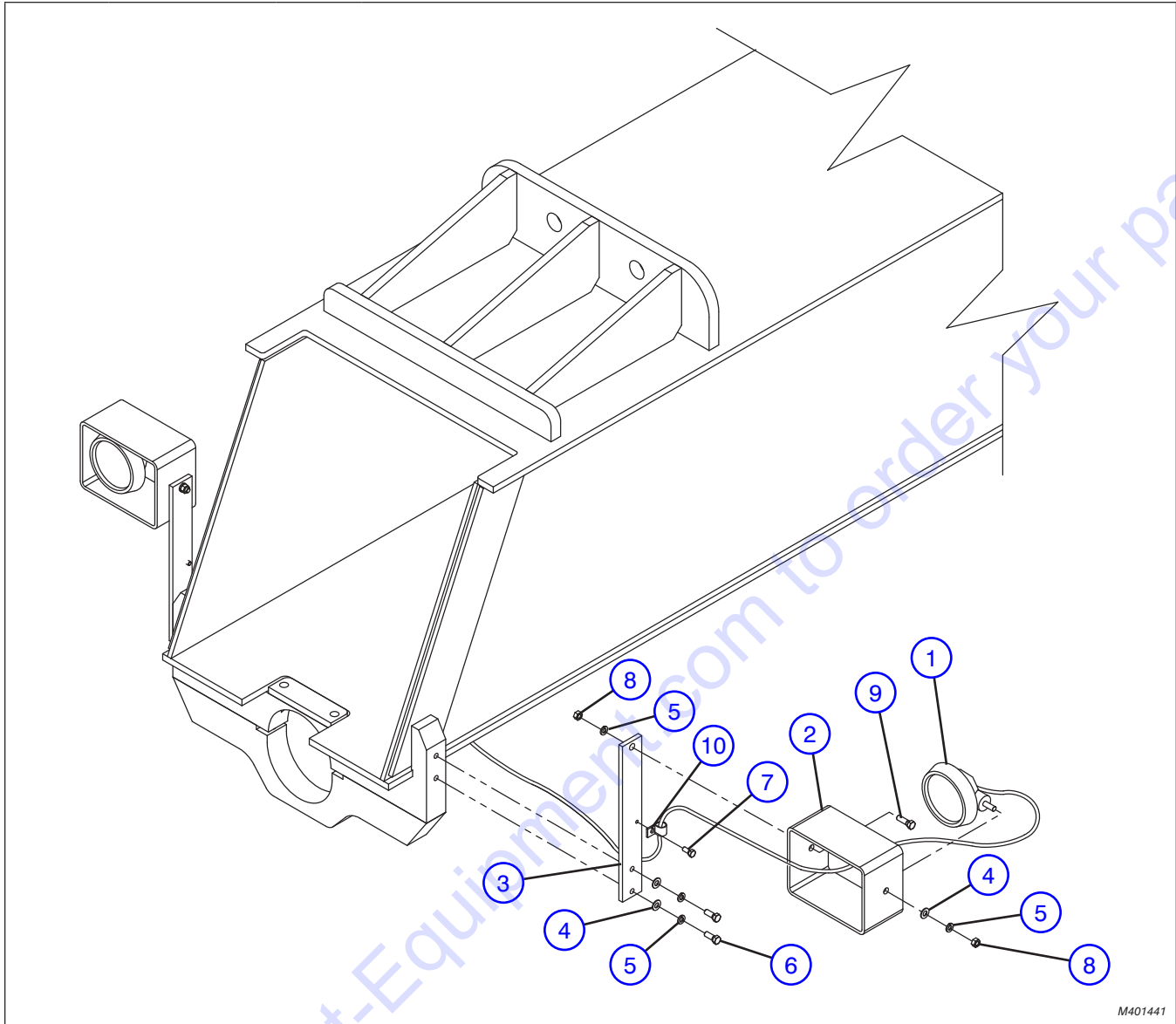
9.7 Fan and Light Attachment



M405363

Index No.	Skyjack Part No.	Qty.	Description
1	4-405363	1	FAN, Ventilation
2	-	8	• SCREW, Socket head cap (M5 X 0.8 X 12 MM)
3	4-406828	2	PLUG (Open Cab Only)
4	4-405355	1	LIGHT, Interior

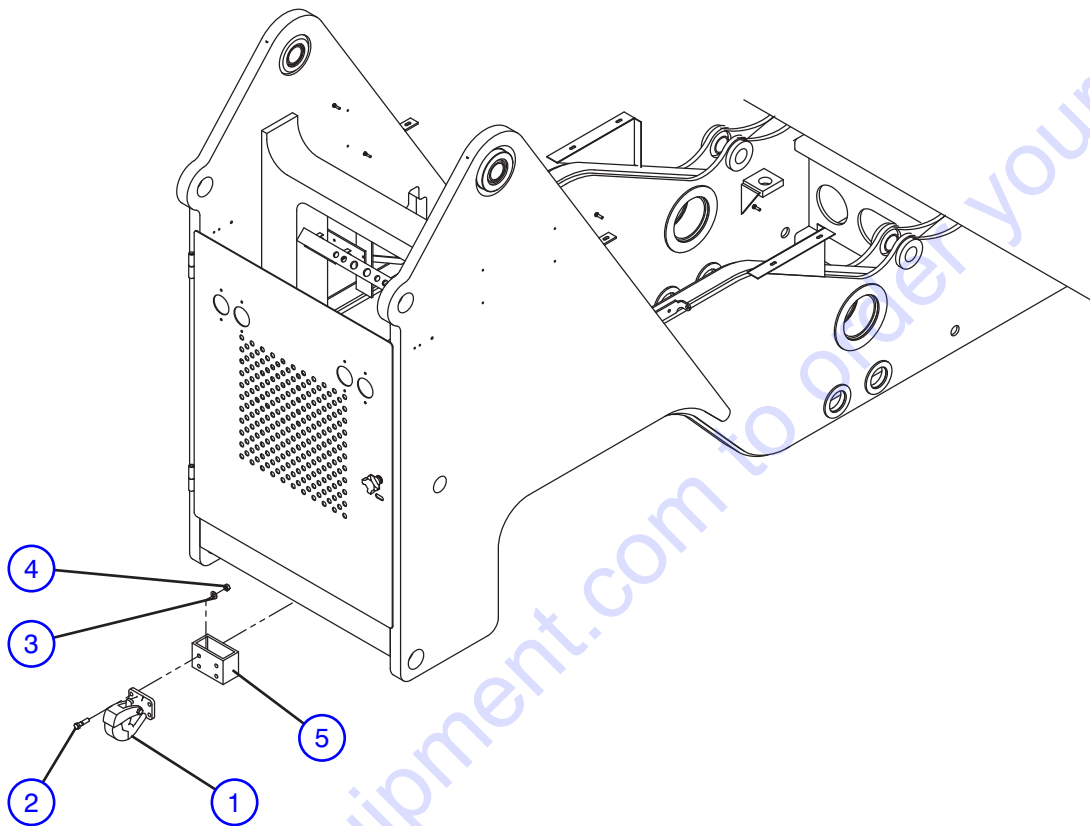
9.8 Boom Lights Assembly



M401441

Index No.	Skyjack Part No.	Qty.	Description
1	4-407592	2	HEADLIGHT, Halogen
2	4-406567	2	HOUSING, Light guard (Left)
	4-406568		HOUSING, Light guard (Right)
3	4-404703	2	BRACKET, Boom light
4	4-411694	2	WASHER, Flat (3/8")
5	4-411693	3	WASHER, Lock (3/8")
6	4-411684	2	SCREW, Hex head cap (3/8"-16 X 1")
7	4-411962	1	SCREW, Hex head cap (5/16"-18 X 3/4")
8	4-411695	1	NUT, (3/8"-16 UNC)
9	4-411696	1	SCREW, Hex head cap (3/8"-16 X 1 1/4")
10	4-409190	1	HANGER, Wire

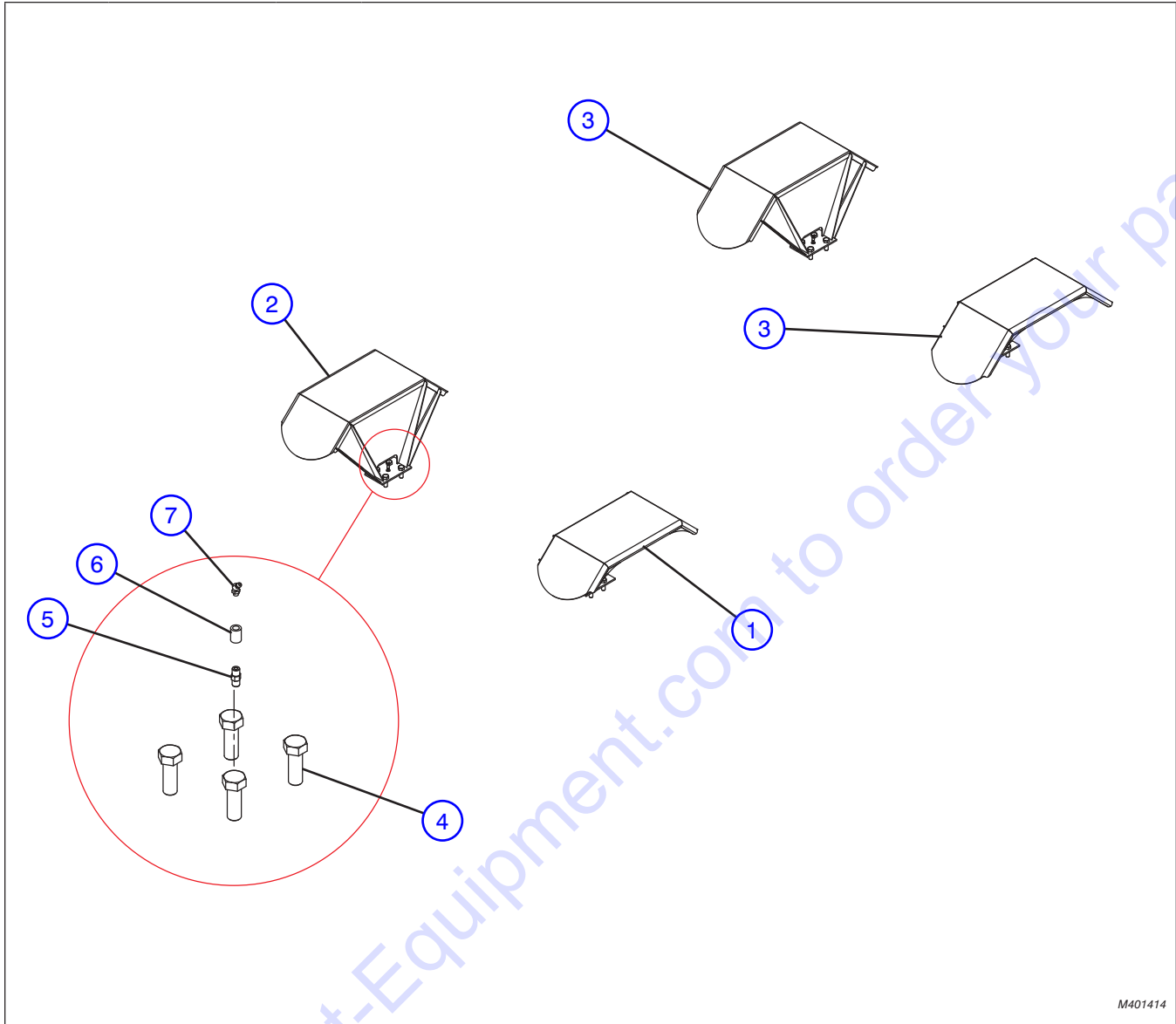
9.9 Pintle Hook Assembly



M401995

Index No.	Skyjack Part No.	Qty.	Description
1	4-411995	1	HOOK, Pintle
2	4-411862	4	BOLT, Hex head cap (1/2"-13 X 2" gr.5)
3	4-411718	4	WASHER, Flat (1/2")
4	4-411720	4	NUT, (1/2"-13)
5	4-404697	1	HOOK, Attachment

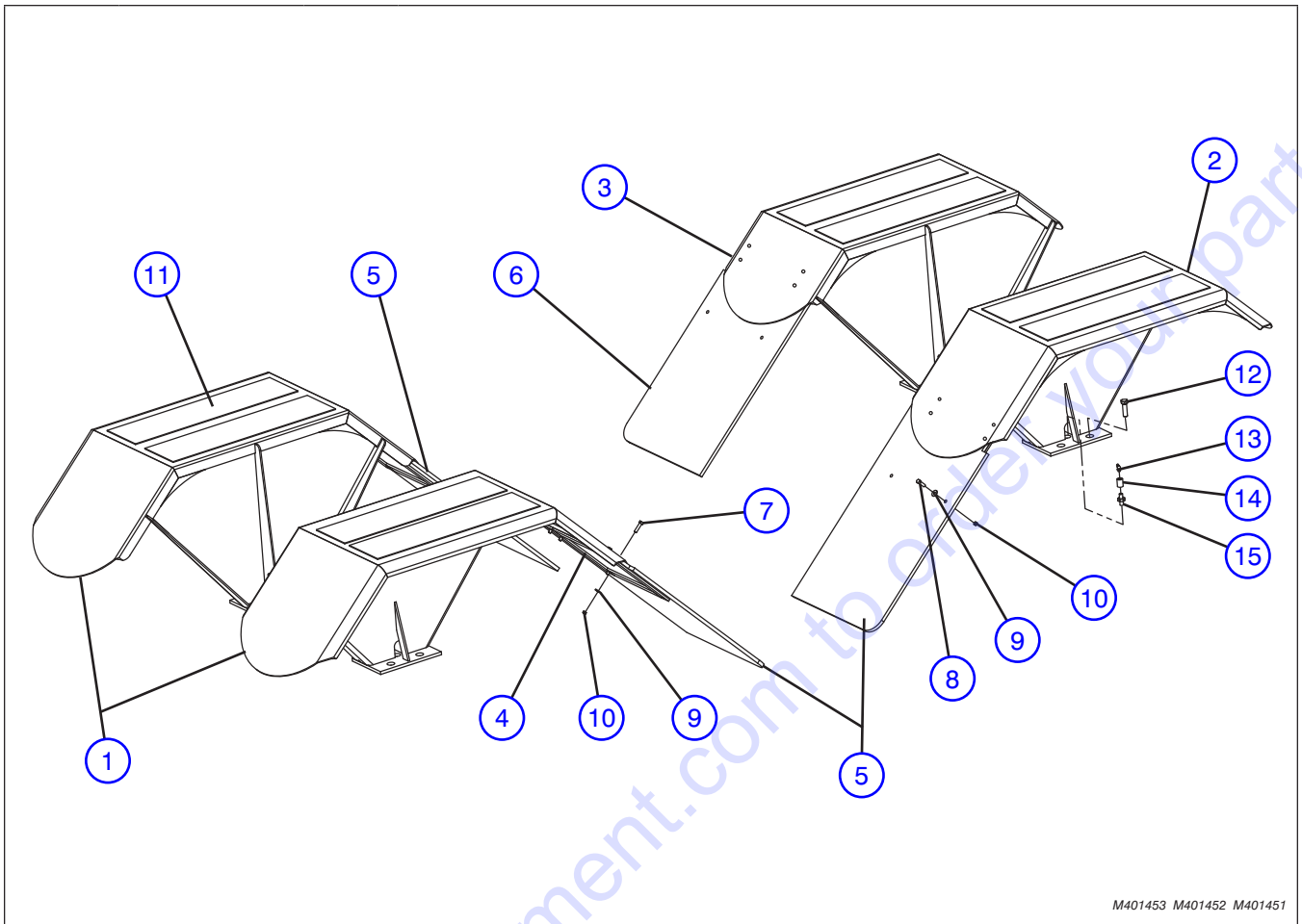
9.10 Fenders Assembly



M401414

Index No.	Skyjack Part No.	Qty.	Description
-	4-401414	-	FENDERS ASSEMBLY
1	4-401451	1	• FENDER, Painted front left
2	4-401452	1	• FENDER, Painted front right
3	4-401453	2	• FENDER, Painted rear
4	4-411861	16	• SCREW, Hex head cap (7/8"-9 X 6 1/2" gr.8 DICH)
5	4-406292	4	• ADAPTER, Hex pipe nipple (451)
6	4-411617	4	• COUPLING, Black malleable (1/8")
7	4-410778	4	• FITTING, Grease (1/4")

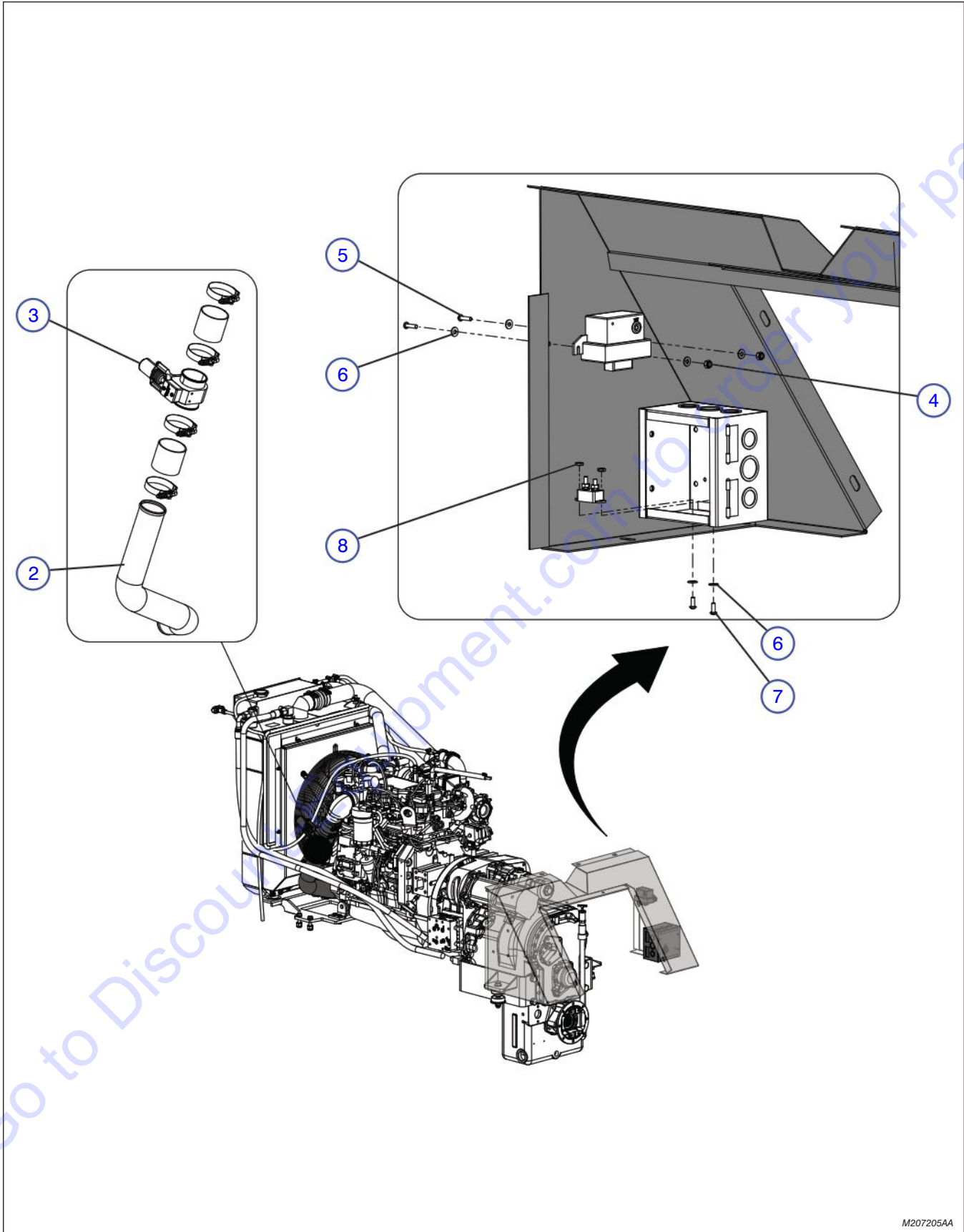
9.11 Mud Flaps Assembly



M401453 M401452 M401451

Index No.	Skyjack Part No.	Qty.	Description
1	(Ref.)	-	FENDER, Painted rear (For components, refer to Section 9.10)
2	(Ref.)	-	FENDER, Painted front right (For components, refer to Section 9.10)
3	(Ref.)	-	FENDER, Painted front left (For components, refer to Section 9.10)
4	4-412840	4	WELDMENT, Mud flap support
5	4-413836	3	FLAP, Mud (rear & right front)
6	4-413837	1	FLAP, Mud (left front)
7	4-411973	16	SCREW, Hex head cap (5/16"-18 X 1 1/4" gr.5 zinc)
8	4-411673	8	SCREW, Hex head cap (5/16"-18 X 1" gr.5 zinc)
9	4-411680	24	WASHER, Flat (5/16" zinc)
10	4-411897	24	NUT, Lock with nylon insert (5/16"-18 zinc)
11	4-404456	8	TAPE, Anti-skid (6" X 24")
12	4-411861	16	SCREW, Hex head cap (7/8"-14 X 2 1/2" gr.8)
13	4-406302	4	ADAPTER, (1/8" NPT)
14	4-411617	4	COUPLING, (1/8" NPT black cast)
15	4-410778	4	FITTING, Grease (1/8" NPT 45°)

9.12 Air Intake Shutoff

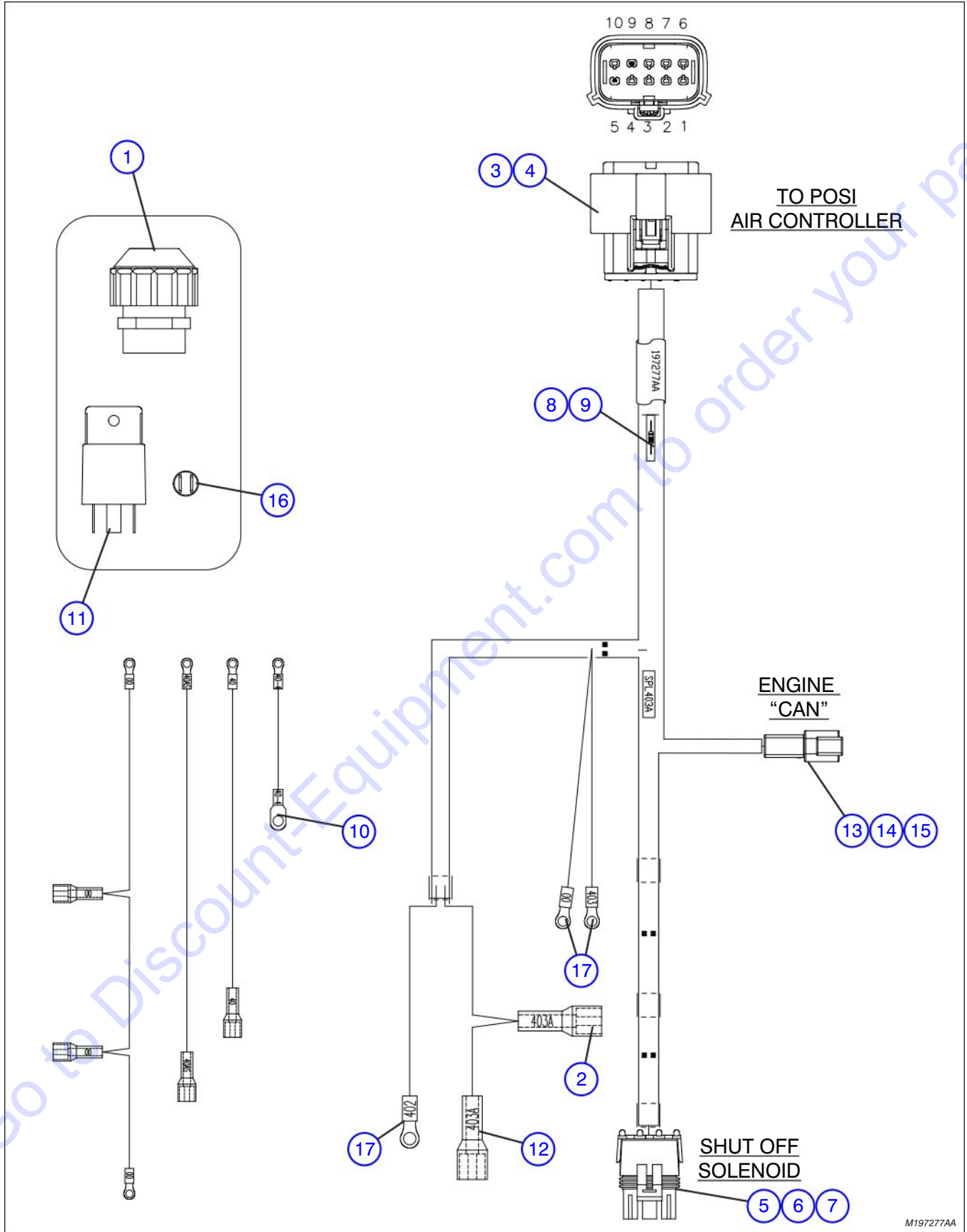


M207205AA

9.12 Air Intake Shutoff

Index No.	Skyjack Part No.	Qty.	Description
-	4-207205	-	KIT, AIR INTAKE SHUTOFF
1	4-197258	1	<ul style="list-style-type: none"> • MODIFICATION, Electrical PASV T4F (Not shown) (For components, refer to Section 9.13)
2	4-196344	1	<ul style="list-style-type: none"> • TUBE, CAC outlet with posi-air
3	4-197286	1	<ul style="list-style-type: none"> • AIR SHUT OFF KIT, QSB4.5 T4F
4	4-300450	2	<ul style="list-style-type: none"> • NUT, Lock with nylon insert 10-32 grade 5
5	4-104698	2	<ul style="list-style-type: none"> • SCREW, Round head machine 10-32 x 3/4"
6	4-104694	6	<ul style="list-style-type: none"> • WASHER, Flat #10
7	4-103962	2	<ul style="list-style-type: none"> • SCREW, Round head machine 10-32 x 1/2"
8	4-104003	2	<ul style="list-style-type: none"> • NUT, Hex 10-32
9	4-207424	1	<ul style="list-style-type: none"> • INSTRUCTION, Air intake shutoff ZB2044 T4F installation (Not shown)
10	4-169937	1	<ul style="list-style-type: none"> • LABEL, Positive air shutoff (Not shown)

9.13 Harness Air Intake Shutoff



M197277AA

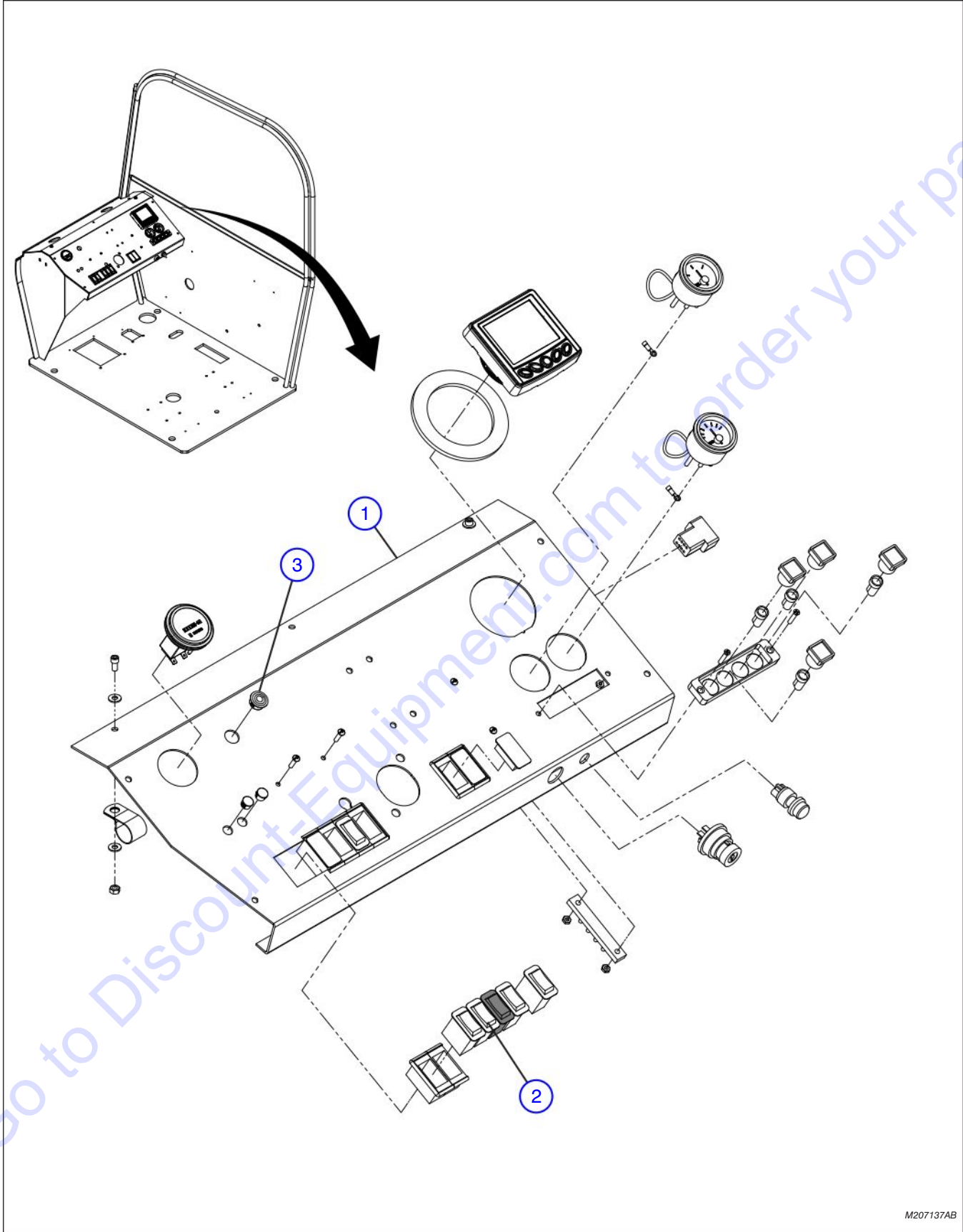
9.13 Harness Air Intake Shutoff

Index No.	Skyjack Part No.	Qty.	Description
-	4-197258	1	MODIFICATION, Electrical PASV T4F
1	4-138373	1	• STRAIN RELIEF, M20
-	4-197277	1	• HARNESS, Posi-Air Control module
2	4-105568	3	• • TERMINAL, Female, 10-12 AWG, yellow
3	4-171900	1	• • CONNECTOR, Plug 10-way
4	4-171901	8	• • TERMINAL, Female crimp
5	4-156114	1	• • CONNECTOR, 3F W/P
6	4-156137	3	• • TERMINAL, Female sealed (2.0-1.0mm2) w/p
7	4-124369	3	• • WIRE SEAL W-P
8	4-143952	1	• • RESISTOR, 50 ohm 2 watt axial lead
9	4-103367	1.5	• • HEATSHRINK, 1/4" dia polyolfin
10	4-102941	1	• • TERMINAL, 3/8" Ring ins blue (14-16 awg)
11	4-127035	1	• • RELAY, 12V 40A
12	4-105359	2	• • TERMINAL, Female 14-16 AWG, blue
13	4-117590	2	• • CONNECTOR, Pin
14	4-117598	1	• • CONNECTOR, W2P 2 pin wedge
15	4-117596	1	• • CONNECTOR, Receptacle 2 pin
16	4-164832	1	• • LIGHT, Indicator 12V red
17	4-102936	8	• • TERMINAL, 14-16GA* #10 ring blue

9.14 Mine Spec - Fuel Tank Assembly

Index No.	Skyjack Part No.	Qty.	Description
-	4-161411	1	ASSEMBLY, FUEL TANK
1	4-412876	1	• TANK, Fuel
2	4-404689	1	• CAP, Fuel tank filler
3	4-405252	1	• GASKET, Tank cover
4	4-412879	1	• WELDMENT, Fuel tank cover
5	4-405308	1	• • COVER, Fuel tank
6	4-161413	1	• • COUPLING, 2" NPT drilled
7	4-411630	3	• NIPPLE, (3/8" NPT 5" long)
8	4-413158	1	• ELBOW, Extruded 90° (3/8" pipe)
9	4-413149	1	• ELBOW, Brass 90° (3/8" pipe)
10	4-411629	1	• NIPPLE, (3/8" NPT 3" long)
11	4-412472	1	• ELEMENT, Filter
12	4-400723	1	• SENDER, Fuel (modified)
13	4-405632	3	• ADAPTER, 90° elbow 3/8" MNPT X 3/8" MJIC)
14	4-400751	1	• TUBE, Flared (3/8" OD)
15	4-409184	1	• SLEEVE
16	4-404708	1	• NUT, Tube (JIC)
17	4-414211	2	• COUPLER, Straight (3/8" NPT)
18	4-402754	1	• HOSE, Fuel line (DS rated)
19	4-164768	1	• HOSE, Fuel line (DS rated)
20	4-402756	1	• ADAPTER, Metric (MORB X MJIC)
21	4-162824	1	• FITTING, 90° (06 JICM-14mm ORBM)
22	4-411684	5	• BOLT, Hex cap (3/8" NC X 1" gr.5 zinc)
23	4-411694	5	• WASHER, Flat (3/8" zinc)
24	4-411693	13	• WASHER, Lock (3/8" zinc)
25	4-411683	8	• SCREW, Hex head cap (3/8"-16 X 3/4" NC gr.5)

9.15 Mine Spec. - Instrument Panel Assembly

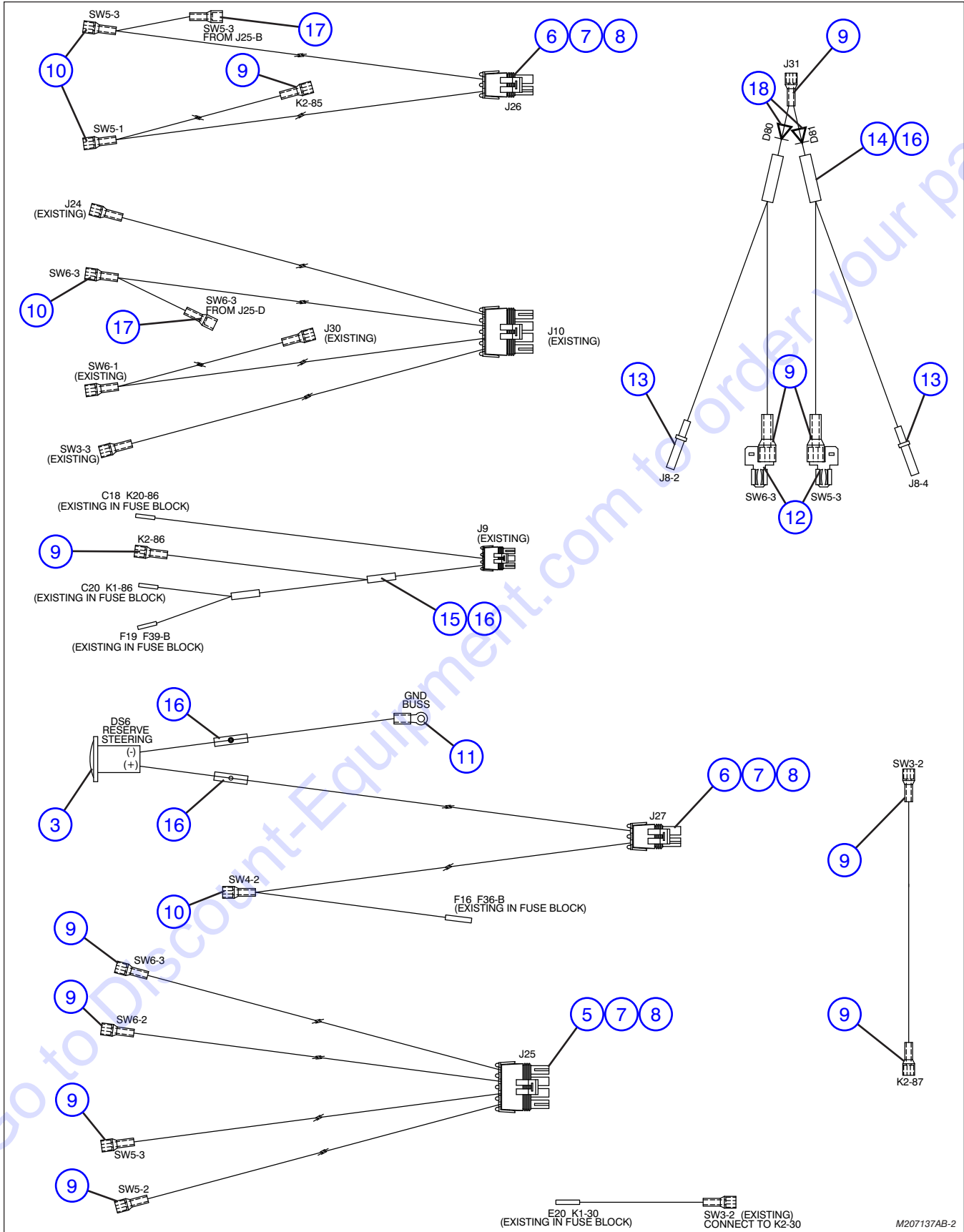


9.15 Mine Spec. - Instrument Panel Assembly

Index No.	Skyjack Part No.	Qty.	Description
-	4-207137	1	ASSEMBLY, INSTRUMENT PANEL, MINE SPEC
1	(Ref.)	1	<ul style="list-style-type: none"> ASSEMBLY, Instrument Panel, Base Machine (For components, refer to Section 3.8)
2	4-413907	1	<ul style="list-style-type: none"> SWITCH, Rocker, DPDT On-On
3	4-412094	1	<ul style="list-style-type: none"> LIGHT, Dash warning
4	4-127035	1	<ul style="list-style-type: none"> RELAY, 12V 40A (Not Shown)
			<p>Parts list continued on the following page</p>

Go to Discount-Equipment.com to order your parts

9.15 Mine Spec. - Instrument Panel Assembly - Continued

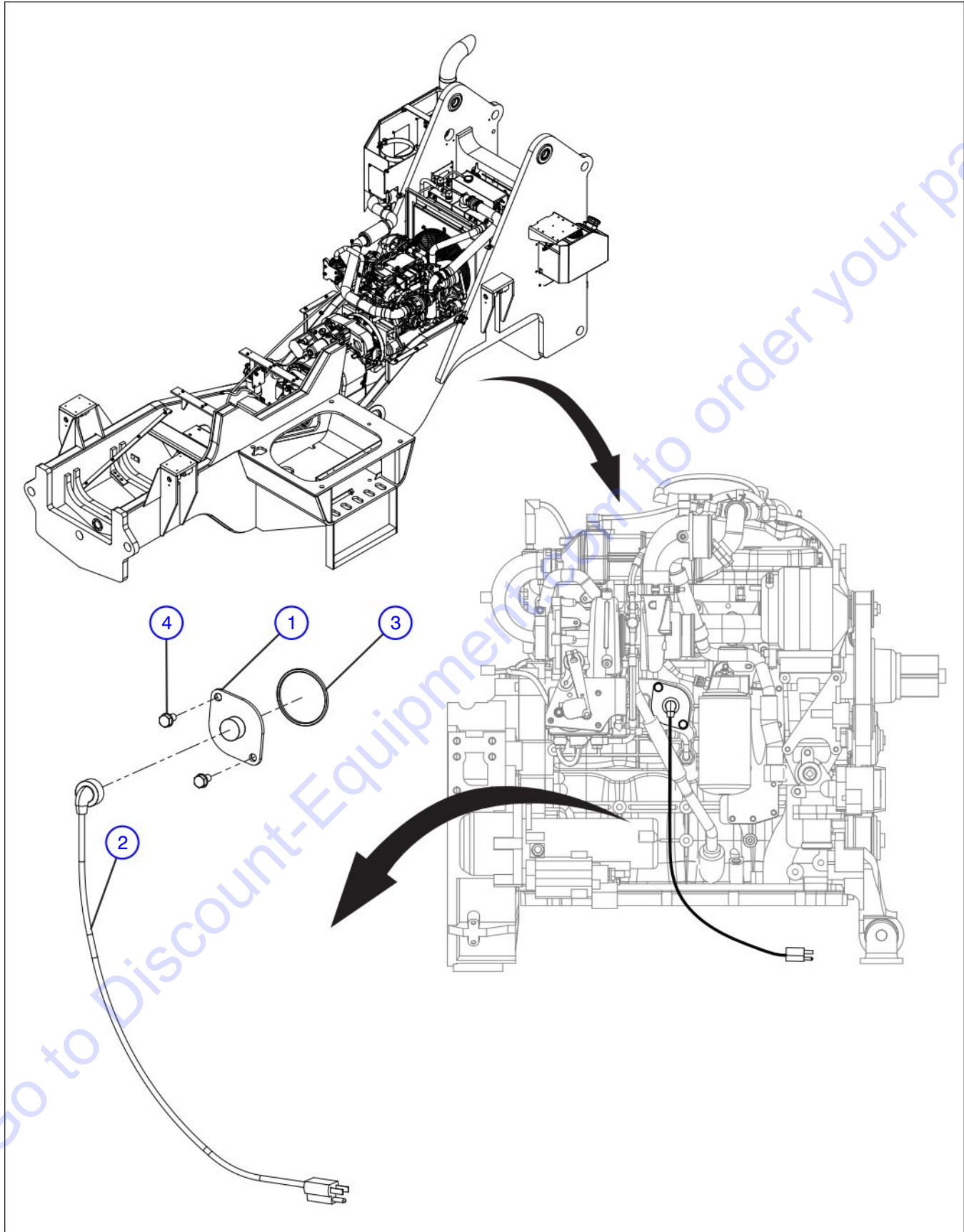


9.15 Mine Spec. - Instrument Panel Assembly - Continued

Index No.	Skyjack Part No.	Qty.	Description
			Parts list continued from previous page
5	4-138377	1	• CONNECTOR, Weather-pack 4-pin plug
6	4-124036	2	• CONNECTOR, Assembly 2f, w/p
7	4-138378	8	• TERMINAL, Weather-pack female
8	4-124369	8	• WIRE SEAL, W-P
9	4-105359	11	• TERMINAL, Female 14-16ga insul. blue
10	4-105568	4	• TERMINAL, Female 10-12ga insul. yellow
11	4-102936	1	• TERMINAL, 14-16GA #10 Ring blue
12	4-197228	2	• ADAPTER, 1/4" W Blade, female to 2 male
13	4-117591	2	• CONNECTOR, Contact socket 16-18
14	4-119431	3	• SPLICE, Butt, 14-12 awg non insulated
15	4-802045	60	• WIRE, Orange/black/white 16 awg
16	4-103368	8	• HEATSHRINK, 3/16" Dia black polyolefin
17	4-105360	2	• TERMINAL, Male 14-16ga x 1/4 full insl.
18	4-102921	2	• DIODE

Go to Discount-Equipment.com to order your parts

9.16 Mine Spec. - Block Heater

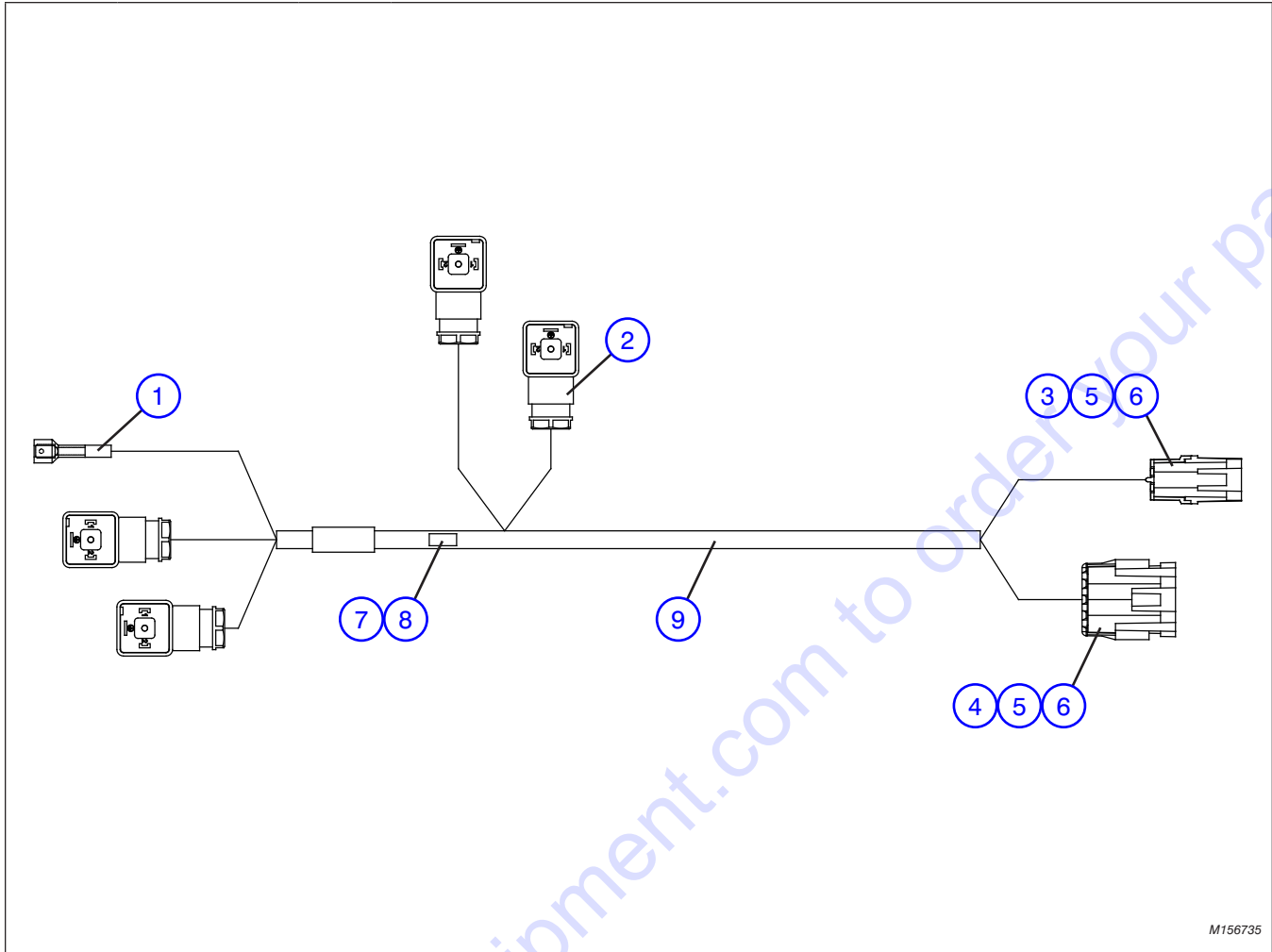


9.16 Mine Spec. - Block Heater

Index No.	Skyjack Part No.	Qty.	Description
-	4-204724	1	ASSEMBLY, BLOCK HEATER ZB2044 CUMMINS QSB4.5
1	4-207190	1	HEATER, Engine QSB4.5 Block heater
2	4-207191	1	CABLE, Engine heater QSB4.5 block heater
3	4-207192	1	SEAL, O-ring QSB4.5 block heater
4	4-207193	2	BOLT, Hex flange head, QSB4.5 block heater

Go to Discount-Equipment.com to order your parts

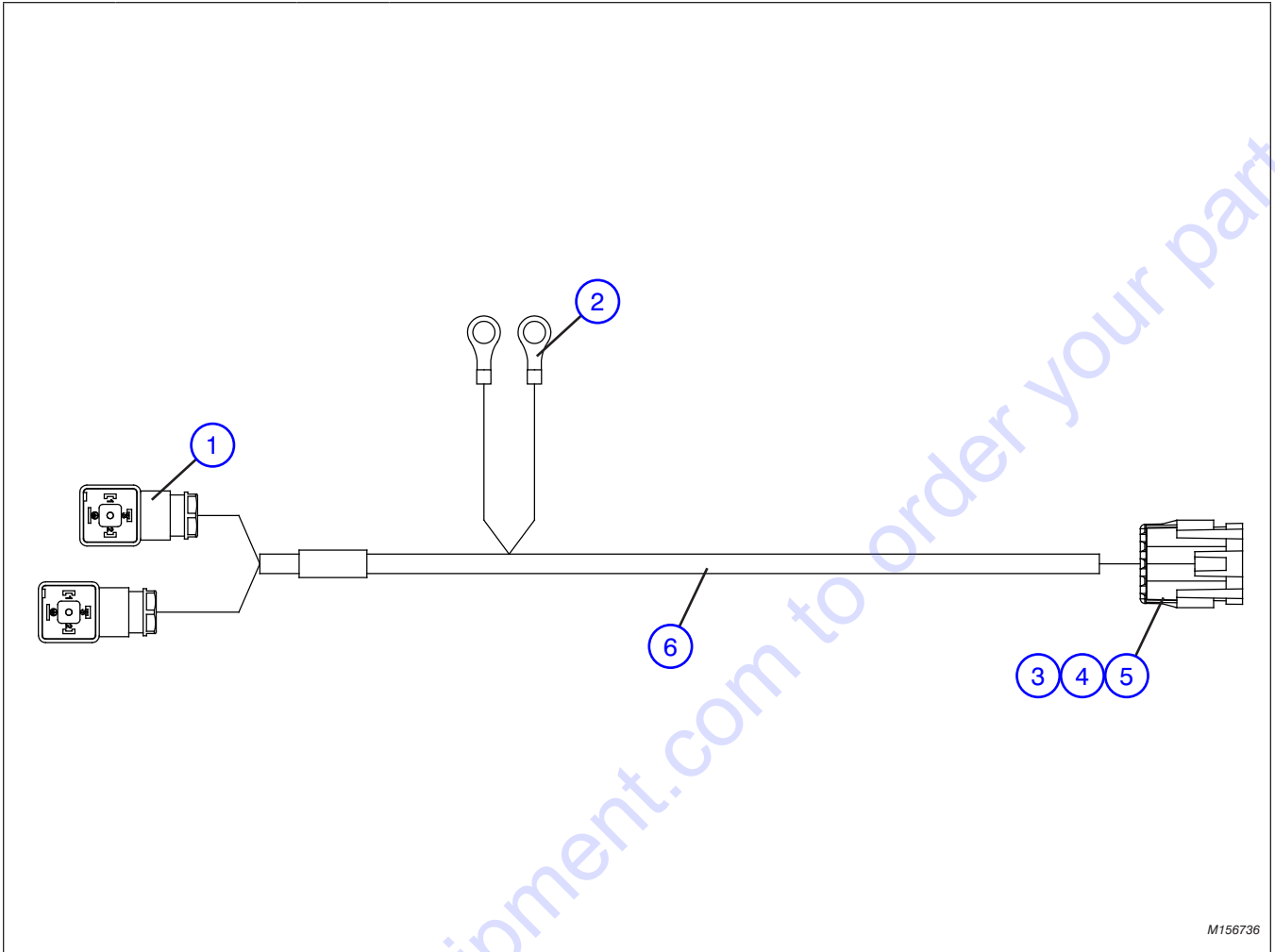
9.17 Mine Spec. - Brakes Harness



M156735

Index No.	Skyjack Part No.	Qty.	Description
-	4-156735	1	HARNESS, MINE SPEC BRAKES
1	4-105360	1	• TERMINAL, Male 14-16 GA 1/4" full ins.
2	4-119825	4	• CONNECTOR, Solenoid w/ diode
3	4-156105	1	• CONNECTOR, 2M, W/P
4	4-156107	1	• CONNECTOR, 4M, W/P
5	4-156139	6	• TERMINAL, Male sealed (2.0-1.0 mm2), W/P
6	4-124369	6	• SEAL, Wire, W/P
7	4-119431	1	• SPLICE, Butt 14-12 AWG non-insulated
8	4-103370	2	• HEATSHRINK, 3/8" dia. polyofin
9	4-120748	97"	• PROTECTOR, Wire 1/2" dia.

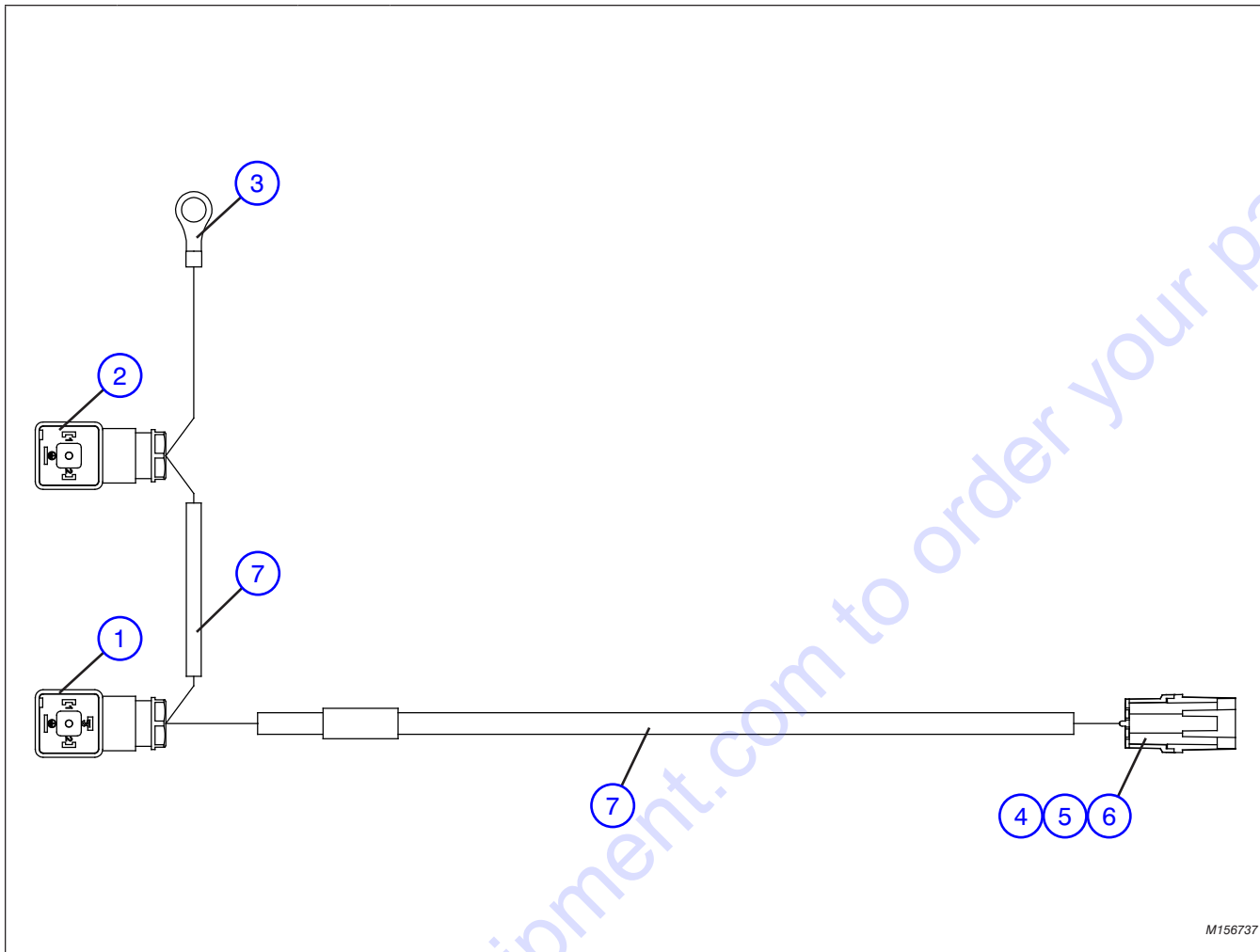
9.18 Mine Spec. - Pressure Switches Harness



M156736

Index No.	Skyjack Part No.	Qty.	Description
-	4-156736	1	HARNESS, MINE SPEC PRESSURE SWITCHES
1	4-406634	2	• CONNECTOR, Hirschmann
2	4-102941	2	• TERMINAL, 3/8" ring ins. blue (14-16 AWG)
3	4-156107	1	• CONNECTOR, 4M, W/P
4	4-156139	4	• TERMINAL, Male sealed (2.0-1.0 mm ²), W/P
5	4-124369	4	• SEAL, Wire, W/P
6	4-120748	78"	• PROTECTOR, Wire 1/2" dia.

9.19 Mine Spec. - Steering Accumulator Harness



M156737

Index No.	Skyjack Part No.	Qty.	Description
-	4-156737	1	HARNES, MINE SPEC STEERING ACCUMULATOR
1	4-406634	1	• CONNECTOR, Hirschmann
2	4-119825	1	• CONNECTOR, Solenoid w/ diode
3	4-102941	2	• TERMINAL, 3/8" ring ins. blue (14-16 AWG)
4	4-156107	1	• CONNECTOR, 4M, W/P
5	4-156139	4	• TERMINAL, Male sealed (2.0-1.0 mm2), W/P
6	4-124369	4	• SEAL, Wire, W/P
7	4-124399	90"	• PROTECTOR, Wire 1/4" dia.

Telehandler Labels

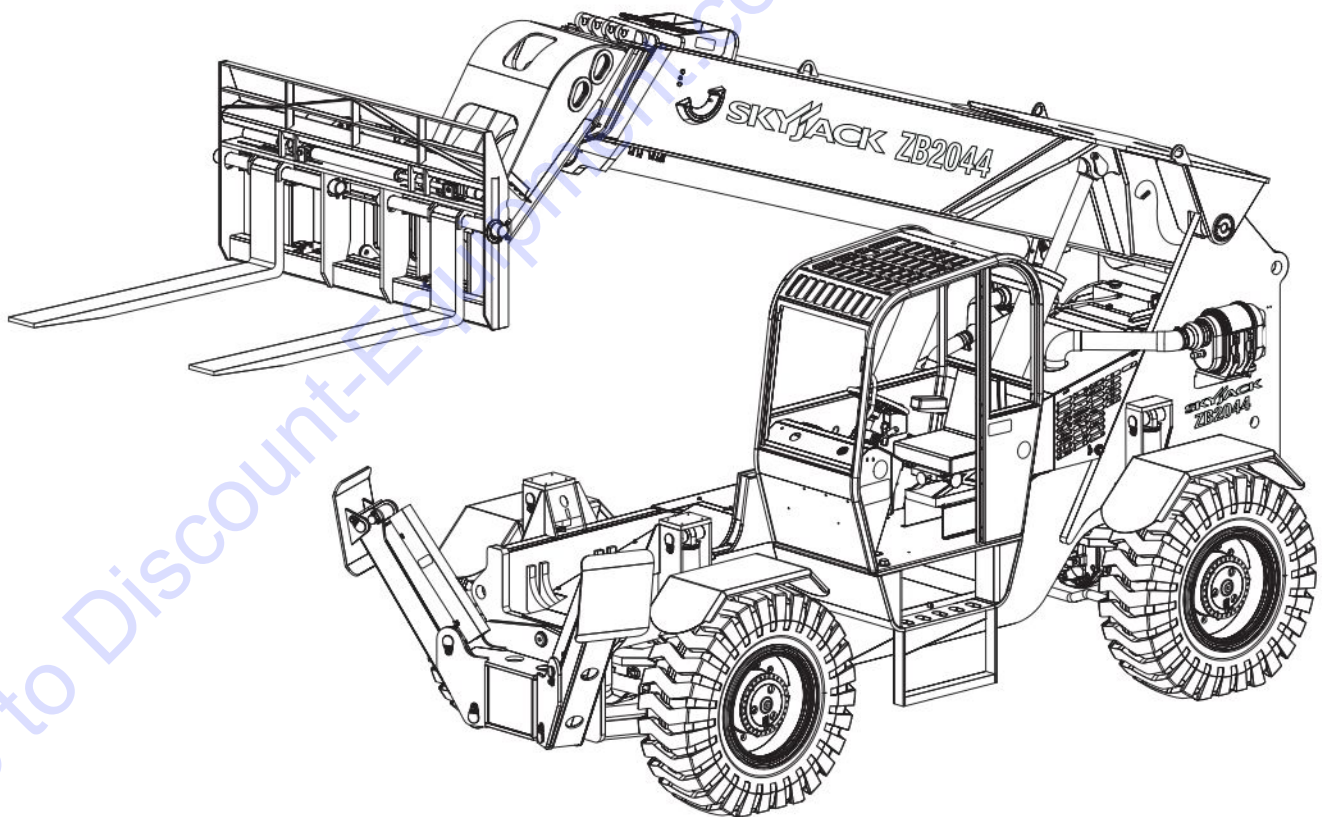
The following label kit is for model ZB2044 telehandler. It excludes serial number nameplates.

Optional Equipment Labels:

Quantities described as 'AR' indicate the following:

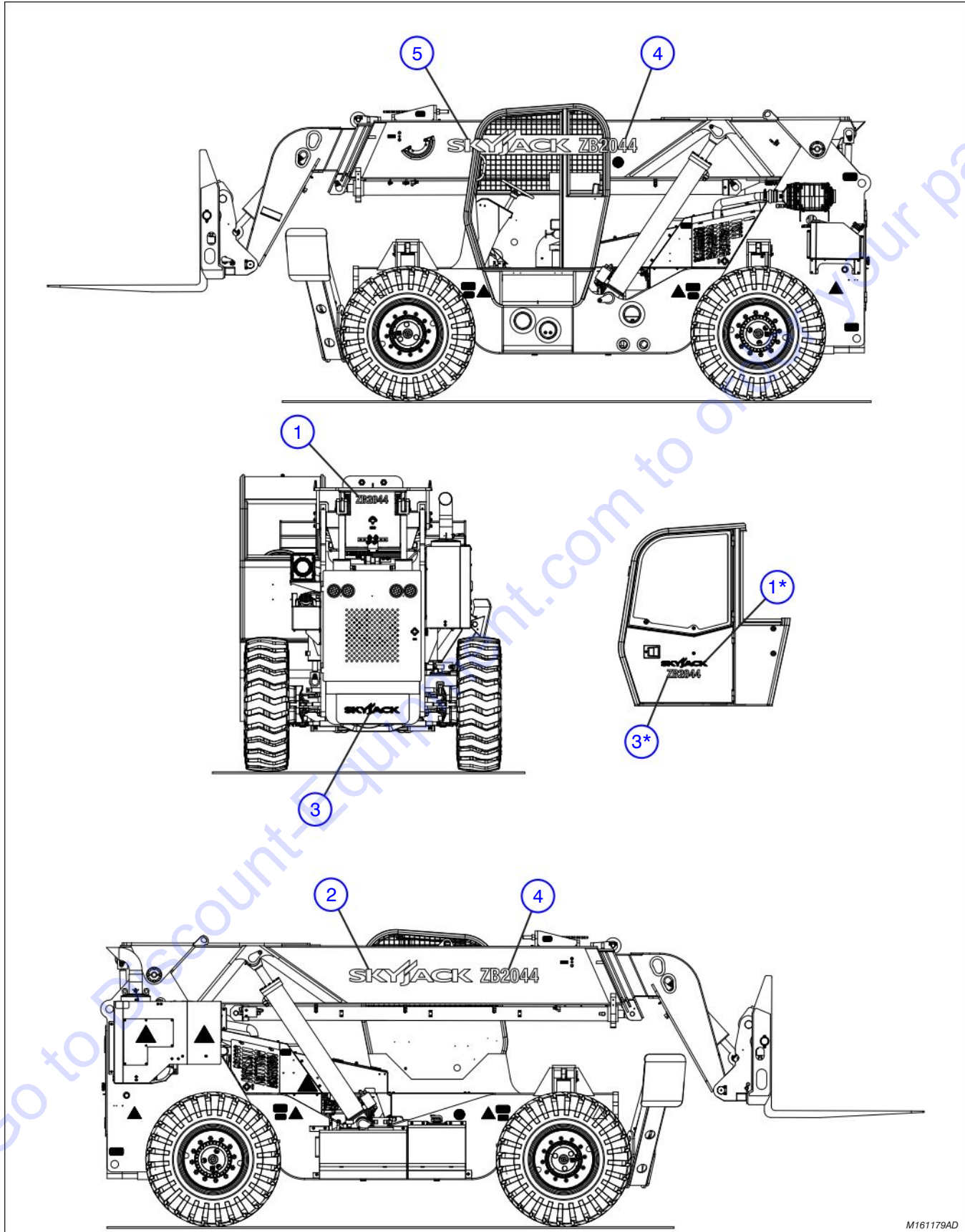
- Options or special attachments other than an original supplied
- Quantity of labels may vary and will not be exactly as shown in this section

Supply model numbers of both telehandler and optional auxiliary attachment (if equipped) when ordering complete telehandler labels.



ZB2044T3

10.1 Model Specific Labels



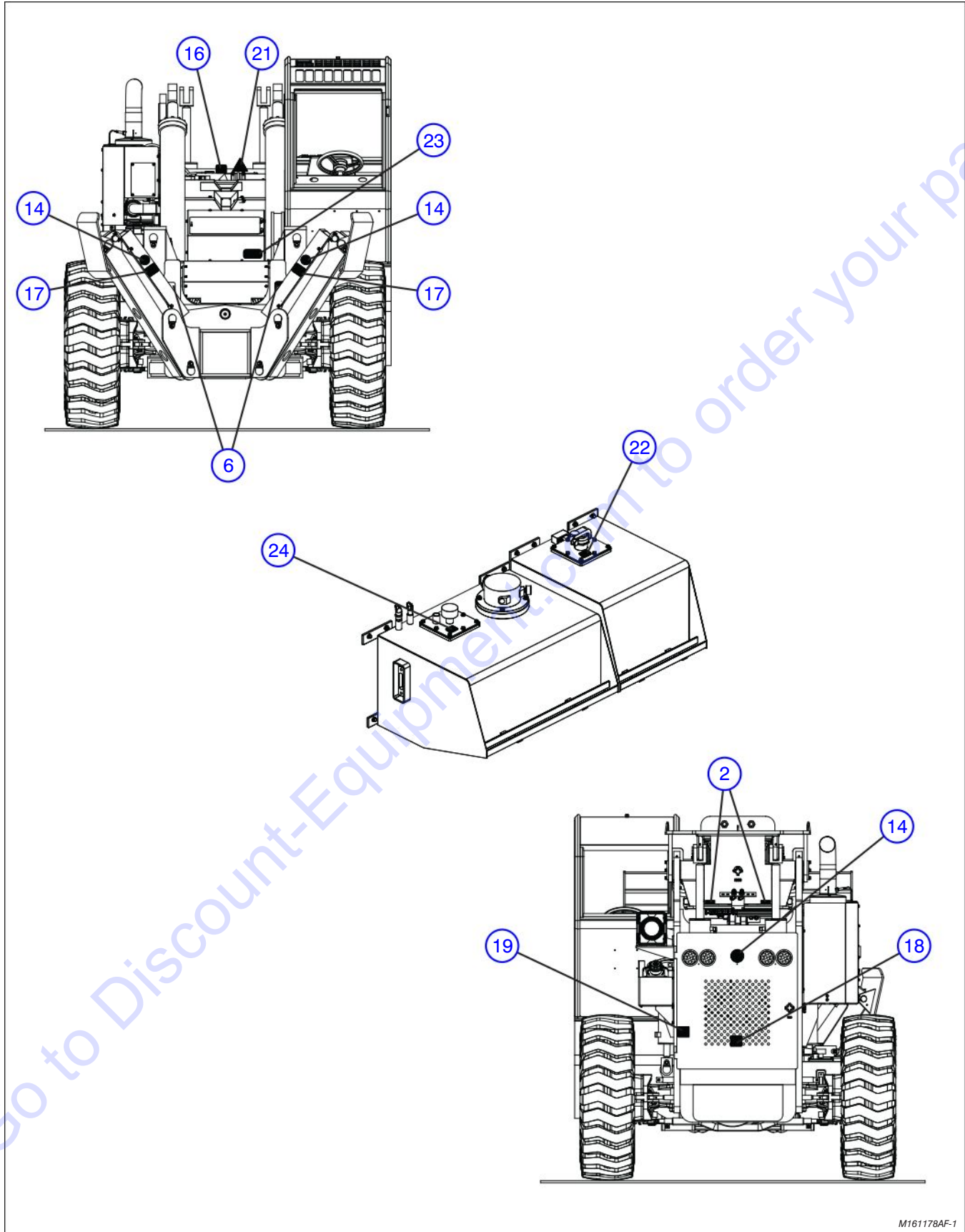
M161179AD

10.1 Model Specific Labels

Index No.	Skyjack Part No.	Qty.	Description
-	4-161179	1	ASSEMBLY, MODEL SPECIFIC ZB2044
1	4-164628	2	<ul style="list-style-type: none"> • LABEL, ZB2044 white (15")
2	4-164767	1	<ul style="list-style-type: none"> • LABEL, Skyjack logo white (63")
3	4-158554	2	<ul style="list-style-type: none"> • LABEL, Skyjack logo white (20")
4	4-164761	2	<ul style="list-style-type: none"> • LABEL, ZB2044 white (30")
5	4-164773	1	<ul style="list-style-type: none"> • LABEL, Skyjack logo white (51")
			<p>* Enclosed Cab only</p>

Go to Discount-Equipment.com to order your parts

10.2 Pictorial Labels

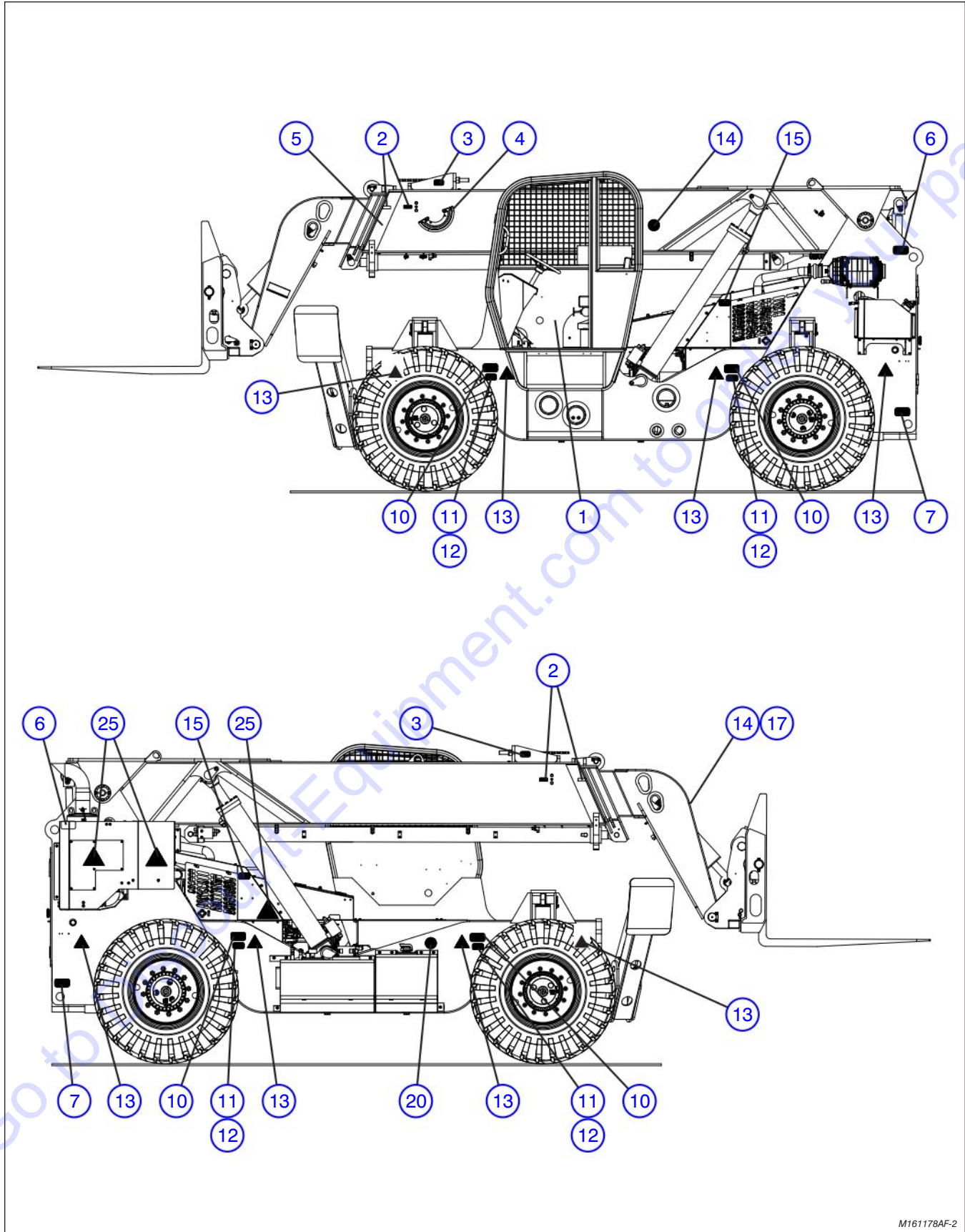


M161178AF-1

10.2 Pictorial Labels

Index No.	Skyjack Part No.	Qty.	Description
-	4-161178	1	ASSEMBLY, LABEL PICTORIAL ZB2044
1	4-164627	1	• LABEL, Assembly cab and controls ZB2044
2	4-152230	8	• LABEL, Grease point
3	4-152237	2	• LABEL, Keep chains tight
4	4-410389	1	• LABEL, Angle gauge
5	4-410368	1	• LABEL, Boom letters BCDEFG
6	4-124767	4	• LABEL - Lift point / tie down
7	4-157528	2	• LABEL, Tie down
10	4-124631	4	• LABEL - Wheel info pictorial
11	4-152359	4	• LABEL, Tire pressure (90 psi)
12	4-142384	4	• LABEL, Tires foam fill only
13	4-139314	8	• LABEL, Body crush pictorial
14	4-139855	7	• LABEL, "Keep clear" pictorial
15	4-137988	2	• LABEL, Crush hazard pictorial
16	4-152219	1	• LABEL, Pressurized cooling system
17	4-119866	5	• LABEL, Danger hand/foot pinch
18	4-119674	1	• LABEL, Battery disconnect switch
19	4-152228	1	• LABEL, Cummins QSB battery disconnect
20	4-138146	1	• LABEL, No smoking pictorial
21	4-163095	1	• LABEL, Caution coolant fill
22	4-162852	1	• LABEL, Diesel "ultra low sulfur only"
23	4-400990	1	• LABEL, Dipstick ATF Dexron III
24	4-410338	1	• LABEL, Hydraulic oil
25	4-207462	3	• LABEL, Hot surface pictorial large

10.2 Pictorial Labels - Continued

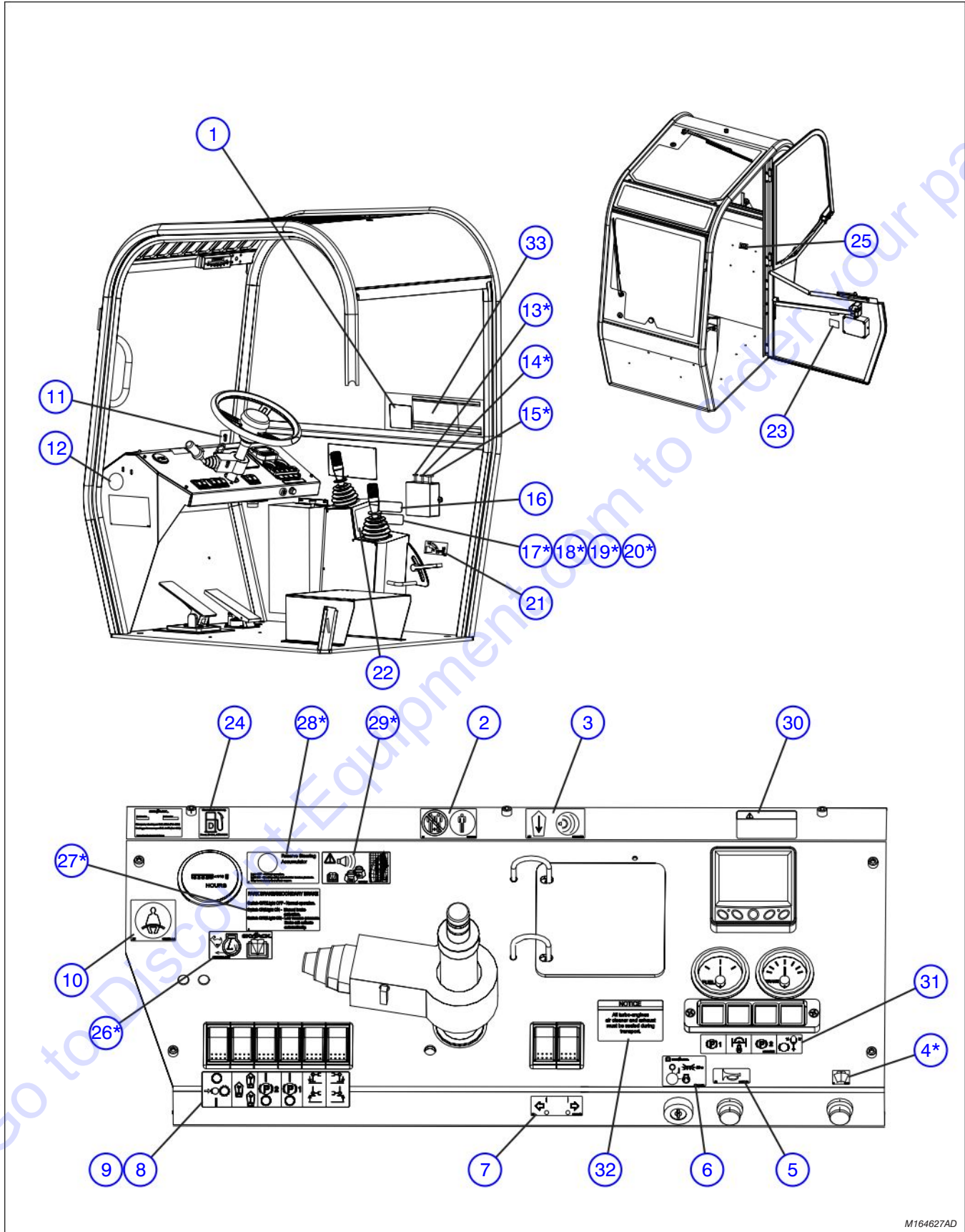


M161178AF-2

10.2 Pictorial Labels - Continued

Index No.	Skyjack Part No.	Qty.	Description
-	4-161178	1	ASSEMBLY, LABEL PICTORIAL ZB2044
1	4-164627	1	• LABEL, Assembly cab and controls ZB2044
2	4-152230	8	• LABEL, Grease point
3	4-152237	2	• LABEL, Keep chains tight
4	4-410389	1	• LABEL, Angle gauge
5	4-410368	1	• LABEL, Boom letters BCDEFG
6	4-124767	4	• LABEL - Lift point / tie down
7	4-157528	2	• LABEL, Tie down
10	4-124631	4	• LABEL - Wheel info pictorial
11	4-152359	4	• LABEL, Tire pressure (90 psi)
12	4-142384	4	• LABEL, Tires foam fill only
13	4-139314	8	• LABEL, Body crush pictorial
14	4-139855	7	• LABEL, "Keep clear" pictorial
15	4-137988	2	• LABEL, Crush hazard pictorial
16	4-152219	1	• LABEL, Pressurized cooling system
17	4-119866	5	• LABEL, Danger hand/foot pinch
18	4-119674	1	• LABEL, Battery disconnect switch
19	4-152228	1	• LABEL, Cummins QSB battery disconnect
20	4-138146	1	• LABEL, No smoking pictorial
21	4-163095	1	• LABEL, Caution coolant fill
22	4-162852	1	• LABEL, Diesel "ultra low sulfur only"
23	4-400990	1	• LABEL, Dipstick ATF Dexron III
24	4-410338	1	• LABEL, Hydraulic oil
25	4-207462	3	• LABEL, Hot surface pictorial large

10.3 Cab and Control Labels



M164627AD

10.3 Cab and Control Labels

Index No.	Skyjack Part No.	Qty.	Description
-	4-164627	1	ASSEMBLY, CAB AND CONTROLS LABELS
1	4-123628	1	• DECAL, Forklift signals (english)
2	4-152246	1	• LABEL, No riders
3	4-157042	1	• LABEL, Backup (reverse) alarm equipped
4	4-157041	1	• LABEL, Windshield washer fluid
5	4-152245	1	• LABEL Horn pictorial
6	4-154989	1	• LABEL, Wait to start 30s pictorial
7	4-162852	1	• LABEL, Left/right turn signal
8	4-157044	1	• LABEL, Steer/drive/park/outrigger control
9	4-152233	1	• LABEL, Main control - rocker switch
10	4-124362	1	• LABEL, Use seat belt
11	4-157040	1	• LABEL, Windshield wiper
12	4-154993	1	• LABEL, Warning do not wear jewelry pict
13	4-154990	1	• LABEL, Boom work lights
14	4-157043	1	• LABEL, Cab roof light
15	4-105352	1	• LABEL, Head/tail light
16	4-207581	1	• LABEL, Rear joystick (20032/20044)
17	4-152239	1	• LABEL, Winch operation
18	4-152242	1	• LABEL, Pipe and pole handler
19	4-152248	1	• LABEL, Bridge stripper attachment
20	4-152247	1	• LABEL, Pipe and pole grapple
21	4-152231	1	• LABEL, Tilt console
22	4-152216	1	• LABEL, Rear joystick (20032/20044)
23	4-154938	1	• LABEL, Squeeze to open cab door
24	4-152223	1	• LABEL, Diesel ultra low sulfur only
25	4-152241	1	• LABEL, Manual box pictorial
26	4-169937	1	• LABEL, Posi air shutoff
27	4-413896	1	• LABEL, Park brake/secondary brake
28	4-413895	1	• LABEL, Reserve steering accumulator
29	4-166411	1	• LABEL, Lift circuit overload alarm
30	4-152222	1	• LABEL, Axle lock warning
31	4-166408	1	• LABEL, Park brake 1/axle lock/park brake 2/charge pressure
32	4-152218	1	• LABEL, Turbo engines
33	4-152224	1	• LABEL, Hazard identification
			* If equipped

11.0 RECOMMENDED FLUIDS TABLE

MODEL		ZB2044
Engine	Fuel Type	Ultra Low Sulfur Diesel (EN590, ASTM D975)
	Fuel Tank Capacity	49 gal (185 L)
	Recommended Engine Oil Type	SAE 15W40 CC/SF
	Engine Oil Capacity	4.2 gal (16 L)
	Coolant Type	60/40 Ethylene glycol/distilled water
	Coolant Tank Capacity	9 quarts (8.5 L)
	DEF Type	Diesel Exhaust Fluid (DEF)
	DEF Tank Capacity	5 gal (19 L)
Transmission	Oil Type	ATF Dexron III
	Capacity	6.3 gal (24 L)
Axles	Differential	SAE 80W-90 GL-5
	Front Axle Capacity	5.5 gal (20.8 L)
	Rear Axle Capacity	
	Planetary Wheel Ends	SAE 80W-90 GL-5
	Capacity	0.82 gal (3.1 L)
Hydraulic Oil	Type	Anti-wear ISO Gr. 32
	Tank Capacity	55 gal (208 L)
Grease	Boom Slide Bearings	Sunaplex 992 E.P. 2
	General Greasing	Multi Purpose E.P.

240D

PARTS FINDER

**Search Website
by Part Number**



**Search Manual
Library For Parts
Manual & Lookup Part
Numbers – Purchase
or Request Quote**

Search Manuals

Enter your information to help us find the right parts manual for your machine.

* Brand:

* Model:

* Serial:

* Part Number:

SEARCH

**Can't Find Part or
Manual? Request Help
by Manufacturer,
Model & Description**

Parts Order Form

Please fill in the following information to help us find the right part for your machine.

Manufacturer:	<input type="text"/>
Model:	<input type="text"/>
Description:	<input type="text"/>
Part Number:	<input type="text"/>
Quantity:	<input type="text"/>
Notes:	<input type="text"/>

Discount-Equipment.com is your online resource for quality parts & equipment.

Florida: **561-964-4949** Outside Florida TOLL FREE: **877-690-3101**

Need parts?

Click on this link: <http://www.discount-equipment.com/category/5443-parts/> and choose one of the options to help get the right parts and equipment you are looking for. Please have the machine model and serial number available in order to help us get you the correct parts. If you don't find the part on the website or on one of the online manuals, please fill out the request form and one of our experienced staff members will get back to you with a quote for the right part that your machine needs.

We sell worldwide for the brands: Genie, Terex, JLG, MultiQuip, Mikasa, Essick, Whiteman, Mayco, Toro Stone, Diamond Products, Generac Magnum, Airman, Haulotte, Barreto, Power Blanket, Nifty Lift, Atlas Copco, Chicago Pneumatic, Allmand, Miller Curber, Skyjack, Lull, Skytrak, Tsurumi, Husquvarna Target, Stow, Wacker, Sakai, Mi-T-M, Sullair, Basic, Dynapac, MBW, Weber, Bartell, Bennar Newman, Haulotte, Ditch Runner, Menegotti, Morrison, Contec, Buddy, Crown, Edco, Wyco, Bomag, Laymor, EZ Trench, Bil-Jax, F.S. Curtis, Gehl Pavers, Heli, Honda, ICS/PowerGrit, IHI, Partner, Imer, Clipper, MMD, Koshin, Rice, CH&E, General Equipment, Amida, Coleman, NAC, Gradall, Square Shooter, Kent, Stanley, Tamco, Toku, Hatz, Kohler, Robin, Wisconsin, Northrock, Oztec, Toker TK, Rol-Air, APT, Wylie, Ingersoll Rand / Doosan, Innovatech, Con X, Ammann, Mecalac, Makinex, Smith Surface Prep, Small Line, Wanco, Yanmar