



PARTS MANUAL (ANSI)

TELEHANDLERS

MODELS **ZB2044**



PARTS FINDER

**Search Website
by Part Number**



**Search Manual
Library For Parts
Manual & Lookup Part
Numbers – Purchase
or Request Quote**

Search Manuals

Enter your information to help us find the right parts manual for your machine.

* Brand:

* Model:

* Serial:

* Part Number:

SEARCH

**Can't Find Part or
Manual? Request Help
by Manufacturer,
Model & Description**

Parts Order Form

Please fill in the following information to help us find the right part for your machine.

Manufacturer:	<input type="text"/>
Model:	<input type="text"/>
Description:	<input type="text"/>
Part Number:	<input type="text"/>
Quantity:	<input type="text"/>
Notes:	<input type="text"/>

Submit

Discount-Equipment.com is your online resource for quality parts & equipment.

Florida: **561-964-4949** Outside Florida TOLL FREE: **877-690-3101**

Need parts?

Click on this link: <http://www.discount-equipment.com/category/5443-parts/> and choose one of the options to help get the right parts and equipment you are looking for. Please have the machine model and serial number available in order to help us get you the correct parts. If you don't find the part on the website or on one of the online manuals, please fill out the request form and one of our experienced staff members will get back to you with a quote for the right part that your machine needs.

We sell worldwide for the brands: Genie, Terex, JLG, MultiQuip, Mikasa, Essick, Whiteman, Mayco, Toro Stone, Diamond Products, Generac Magnum, Airman, Haulotte, Barreto, Power Blanket, Nifty Lift, Atlas Copco, Chicago Pneumatic, Allmand, Miller Curber, Skyjack, Lull, Skytrak, Tsurumi, Husquvarna Target, Stow, Wacker, Sakai, Mi-T-M, Sullair, Basic, Dynapac, MBW, Weber, Bartell, Bennar Newman, Haulotte, Ditch Runner, Menegotti, Morrison, Contec, Buddy, Crown, Edco, Wyco, Bomag, Laymor, EZ Trench, Bil-Jax, F.S. Curtis, Gehl Pavers, Heli, Honda, ICS/PowerGrit, IHI, Partner, Imer, Clipper, MMD, Koshin, Rice, CH&E, General Equipment, Amida, Coleman, NAC, Gradall, Square Shooter, Kent, Stanley, Tamco, Toku, Hatz, Kohler, Robin, Wisconsin, Northrock, Oztec, Toker TK, Rol-Air, APT, Wylie, Ingersoll Rand / Doosan, Innovatech, Con X, Ammann, Mecalac, Makinex, Smith Surface Prep, Small Line, Wanco, Yanmar

This manual is based on Serial Numbers:

ZB 2044 85 800 073 to 85 800 117

Please refer to the website - www.discount-equipment.com for older Serial Numbers.

Go to Discount-Equipment.com to order your parts

ZB2044

Parts Manual

General

The information contained in this section is designed to aid the user in locating and identifying replacement parts. Component parts of various assemblies and sub-assemblies comprising the telehandler are illustrated and accompanied by a descriptive parts list. Exploded drawings are used to show relative location of component parts in disassembly order. If a part cannot be found in this section, order by telehandler model number and serial number, giving a complete description of the part.

Parts Ordering Information

When ordering replacement parts, the complete part number and description should be used to ensure proper identification and delivery of the desired item. This complete identification should also be used when requesting equipment information.

Method Of Listing

Parts are listed in order according to the reference number shown in the illustration, followed by a full description based upon the "NOUN FIRST" method. That is, the noun name of the part is listed first, then the modifying description information which serves to specifically identify the item. For example: PIN, Clevis. Assemblies or groups are shown at the beginning of a parts list and are identified with the letter references A, B, C, etc. Individual parts in these lists have corresponding letters after their description to identify which assembly or group it is used in. Individual parts without identifying letters are used in all the assemblies or group shown at the beginning of the parts list. Descriptions preceded with an (*) indicates a serviceable component or

attaching hardware for the higher level assembly. If an index number initially starts with the letter "K", for example "K1", means it's a kit. Any item(s) included in a kit will not have an index number.

Quantities (Units Per Assy.)

The quantities of each part that are required to complete the assembly. If quantity is (AR), it is understood that the quantity may vary when machine is equipped with certain options. Order quantity as needed.

Hardware

Standard screws, washers, nuts, etc. are not identified by a reference number. These parts are known as COMMON HARDWARE items and appear indented under the major items with which they are used. They should be ordered separately as listed, since they are not component parts of the pieces they attach to.

How To Order Repair Parts

1. Address all orders to Discount-equipment.
2. Specify model and serial number of the telehandler (found on the serial number plate).
3. List the quantity needed.
4. List the length needed (if bulk item).
5. List the part number and description as shown in this manual for each item.
6. Show billing and shipping address and name of individual if possible.
7. Suggest best routing.

CUSTOMER _____

DEALER _____

MODEL NUMBER _____

SERIAL NUMBER _____

DATE PURCHASED _____

Table Of Contents

1.0 ENGINE TIER SPECIFIC PARTS

1.1 Engine and Transmission Assembly - Tier 4i.....	8
1.2 Engine Assembly - Tier 4i.....	10
1.3 Engine and Transmission Assembly - Tier 3.....	12
1.4 Engine Exhaust Assembly - Tier 4i.....	16
1.5 Engine Exhaust Assembly - Tier 3.....	18
1.6 Air Intake Assembly - Tier 4i.....	20
1.7 Air Intake Assembly - Tier 3.....	22
1.8 Cooling System Assembly - Tier 4i.....	24
1.9 Cooler Assembly - Tier 4i.....	26
1.10 Cooling System Assembly - Tier 3.....	28
1.11 Sheet Metal Assembly - Tier 4i.....	30
1.12 Sheet Metal Assembly - Tier 3.....	32
1.13 Crankcase Ventilation Assembly - Tier 4.....	34
1.14 Cab Heater Assembly - Tier 4i.....	36
1.15 Cab Heater Assembly - Tier 3.....	38
1.16 Air Conditioner and Electric Condenser Assembly - Tier 4i.....	40
1.17 Air Conditioner and Electric Condenser Assembly - Tier 3.....	42
1.18 Fuel Tank Assembly - Tier 4i.....	44
1.19 Fuel Tank Assembly - Tier 3.....	46
1.20 Dual Batteries Assembly - Tier 4i.....	48
1.21 Dual Batteries Assembly - Tier 3.....	49
1.22 Cab Harness - Tier 4i.....	50
1.21 Cab Harness - Tier 3.....	52
1.22 Junction Box - Tier 4i.....	54
1.23 Junction Box - Tier 3.....	56
1.24 Main Wiring Harness - Tier 4i.....	58
1.25 Main Wiring Harness - Tier 3.....	60
1.26 Engine Harness - Tier 4i.....	62
1.27 Engine Harness - Tier 3.....	64
1.28 Grid Heater Harness - Tier 4i.....	66
1.29 Grid Heater Harness - Tier 3.....	67
1.30 Block Stud to Starter Harness - Tier 4i.....	68

2.0 ENGINE AND TRANSMISSION RELATED PARTS

2.1 Front Axle and Frame Level Cylinders.....	70
2.2 Rear Axle and Axle Lock Cylinders.....	72
2.3 Front and Rear Drive Shafts Assembly.....	74

3.0 FRAME AND CAB RELATED PARTS

3.1 Frame Assembly.....	76
3.2 Outriggers Assembly.....	80
3.3 Hydraulic Oil Tank Assembly.....	82
3.4 Mirror Mount Assembly.....	85
3.5 Wheel Assembly.....	86
3.6 Cab Installation.....	87
3.7 Standard Cab Group.....	88
3.8 Instrument Panel Assembly.....	90
3.9 Steering Wheel Assembly.....	94
3.10 Seat Box Assembly.....	95
3.11 Seat Assembly.....	96

Table Of Contents

4.0 VALVES AND MANIFOLDS RELATED PARTS

4.1 Main Valve Assembly	100
4.2 Priority Valve Assembly	102
4.3 Brake Valve Assembly	104
4.4 Return Manifold Assembly	106
4.5 Brake Charge Valve Assembly	107
4.6 Steering Function Valve Assembly	108
4.7 Steering Motor Assembly	109
4.8 Charge Accumulators Assembly	110
4.9 Dual Charge Brake Pedal Assembly	111
4.10 Axle Lock Valve Assembly	112
4.11 Frame Level Control Valve Assembly	114
4.12 Diverter Valve Assembly	115
4.13 Front Joystick Controller Assembly	116
4.14 Rear Joystick Controller Assembly	118
4.15 Throttle Pedal Assembly	120
4.16 Main Valve Block Assembly	121
4.17 Service Brake Tee Assembly	122
4.18 Brake Pressure Switches Assembly	123

5.0 BOOMS ASSEMBLY RELATED PARTS

5.1 Main Boom Assembly	126
5.2 Primary Boom Assembly	128
5.3 Secondary Boom Assembly	130
5.4 Booms Assembly	132
5.5 Boom Cylinders Assembly	136

6.0 ATTACHMENTS RELATED PARTS

6.1 Standard Carriage Assembly	140
6.2 Fork Positioner Carriage Assembly	142
6.3 Fork Positioner/Side Shift Q.D. Carriage Assembly	144
6.4 72" Service Fork Positioner/Side Shift Carriage Assembly	146
6.5 Integral Fork Positioner/Side Shift Carriage Assembly	148
6.6 Bridge Stripper Assembly	150
6.7 Pipe and Pole Grappler Assembly	152
6.8 Winch Attachment Assembly	154
6.9 Jib Boom Attachment	156
6.10 Bucket Attachment	157
6.11 51" Coil Ram Attachment	158

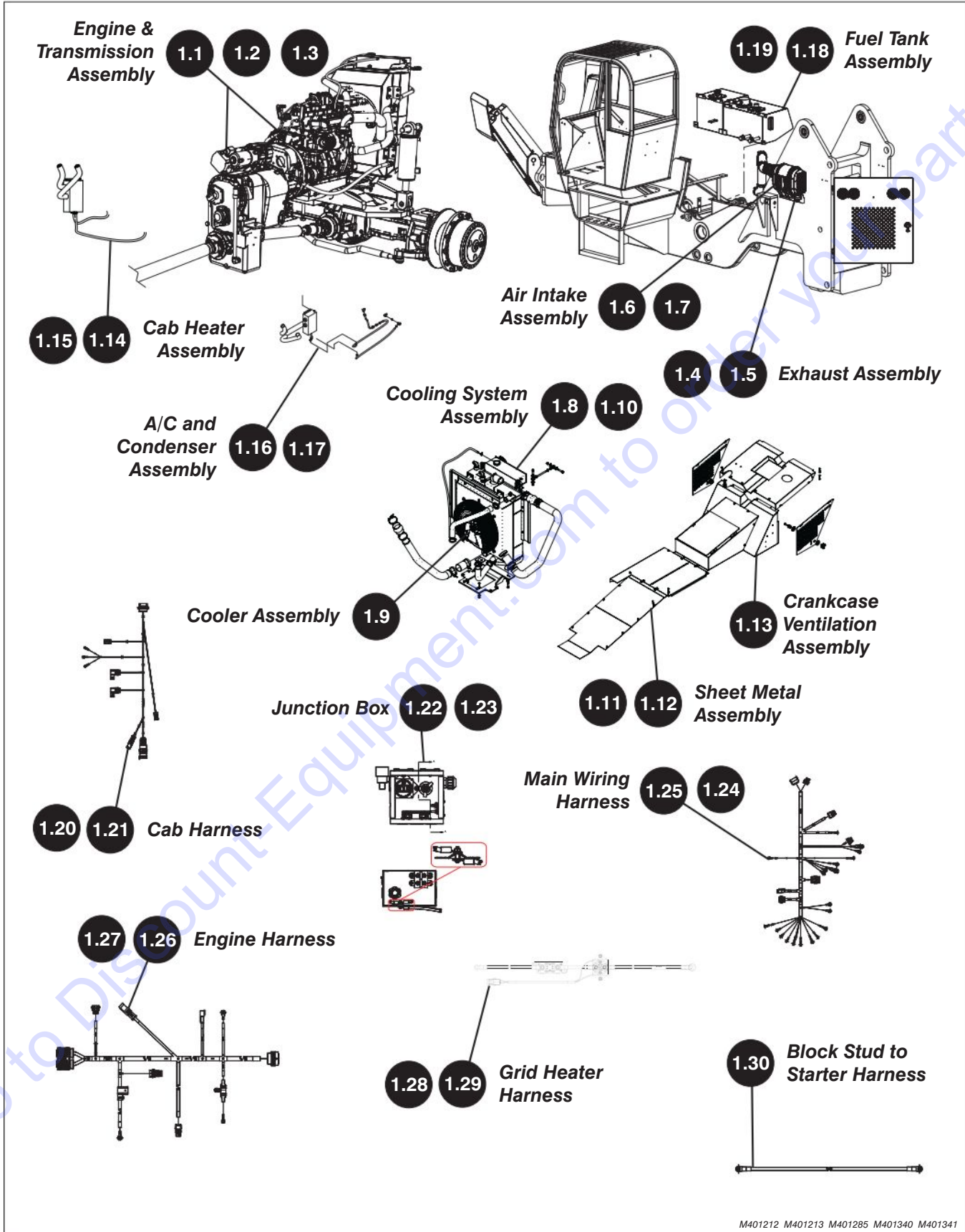
7.0 HYDRAULIC HOSE CONNECTION RELATED PARTS

7.1 Main Hydraulics System	160
7.2 Steering System	162
7.3 Service Brakes Hydraulic System	164
7.4 Main Valve - Pilot Control	166
7.5 Boom Lift System	168
7.6 Frame Level System	170
7.7 Rear Axle Lock System	172
7.8 Carriage Tilt and Slave Cylinders System	174
7.9 Boom Extension System	176
7.10 Outriggers System	178
7.11 Standard Auxiliary Hydraulics System	180

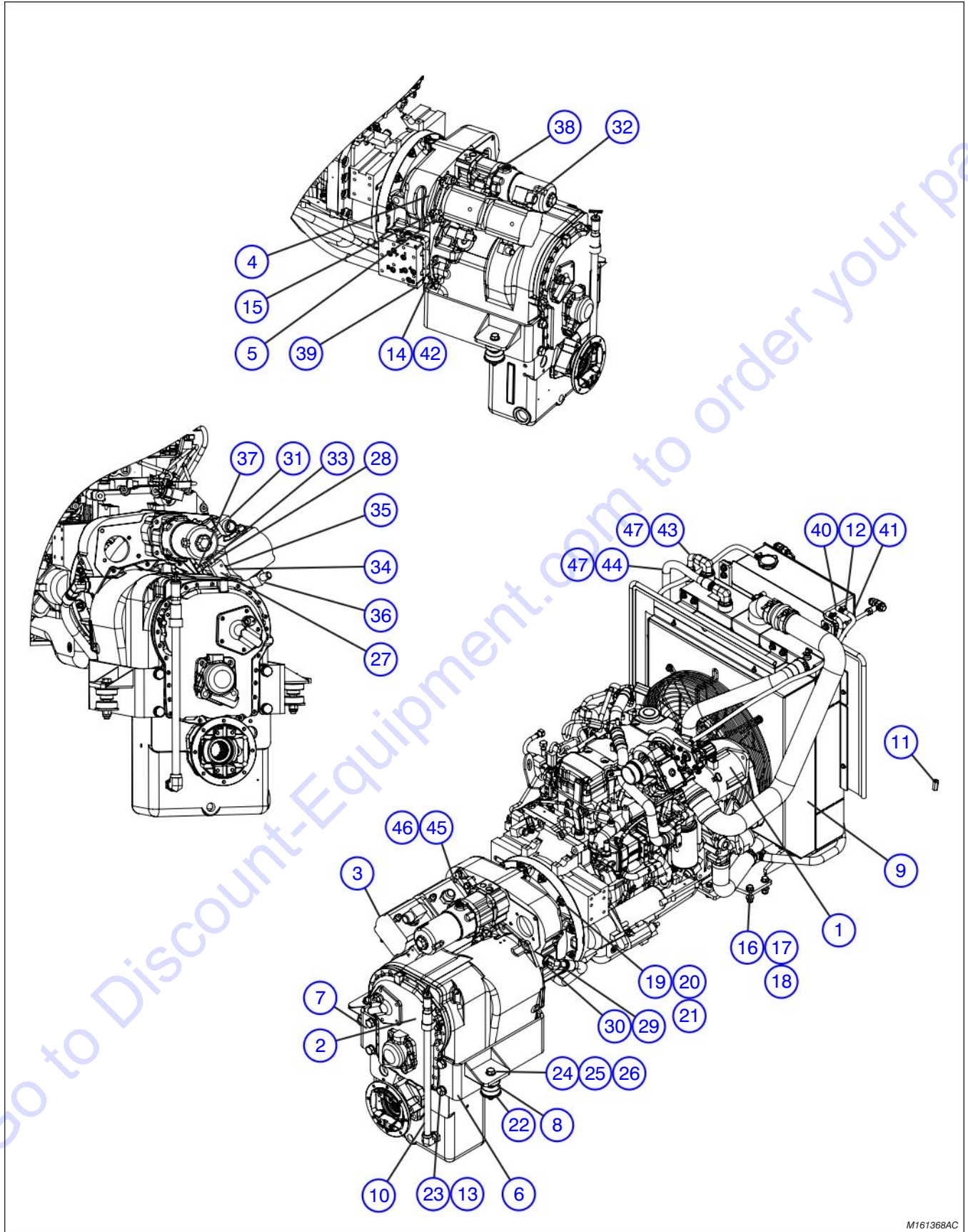
Table Of Contents

7.12	Optional Auxiliary Hydraulics System	182
8.0	ELECTRICAL HARNESS RELATED PARTS	
8.1	Transmission Disconnect and Shifter Harnesses	186
8.2	3-Speed Shifter Harness	188
8.3	Frame Level and Axle Lock Harnesses	189
8.4	Steering and Brakes Harnesses	190
8.5	Outrigger Raise/Lower Harness	192
8.6	Diverter Valve Harness	195
8.7	Open Cab Power Module (Aux. Hyd.)	196
8.8	Open Cab Power Module (Aux. Hyd. - Head/Tail/Stop Lights).....	198
8.9	Open Cab Power Module (Aux. Hyd. - Head/Tail/Stop/Boom/Aux. Lights)	200
8.10	Enclosed Cab Power Module (Aux. Hyd.)	202
8.11	Enclosed Cab Power Module (Aux. Hyd. - A/C - Head/Tail/Stop Lights)	204
8.12	Enclosed Cab Power Module (Aux. Hyd. - Head/Tail/Stop Lights)	206
8.13	Enclosed Cab Power Module (Aux. Hyd. - Head/Tail/Stop/Boom/Aux. Lights)	208
8.14	Front Joystick Harness.....	210
8.15	Rear Joystick Harness.....	211
8.16	Horn / Fuel / Brake Pressure Switch Harness	212
9.0	OPTIONAL EQUIPMENT RELATED PARTS	
9.1	Light Installation Group	214
9.2	Lighting Harness	215
9.3	Enclosed Cab Group.....	216
9.4	Pop-out Window Assembly	217
9.5	Enclosed Cab Interior.....	218
9.6	Wiper Group	222
9.7	Fan and Light Attachment	223
9.8	Boom Lights Assembly	224
9.9	Pintle Hook Assembly	225
9.10	Fenders Assembly	226
9.11	Mud Flaps Assembly	227
9.12	Battery Disconnect Switch Assembly	228
9.13	Mine Spec. - Instrument Panel Assembly	230
9.14	Mine Spec. - Brakes Harness.....	234
9.15	Mine Spec. - Pressure Switches Harness.....	235
9.16	Mine Spec. - Steering Accumulator Harness.....	236
9.17	Positive Air Shutoff T3	238
9.18	Harness Positive Air Shutoff T3.....	239
9.19	Positive Air Shutoff T4i.....	240
10.0	LABELS AND NAMEPLATES	
10.1	Operator Cab and Dash Panel Labels	242
10.2	Cab and Front Side Labels	244
10.3	Tank and Back Side Labels.....	246
11.0	RECOMMENDED FLUIDS TABLE	
11.1	Recommended Fluids Table	249

1.0 ENGINE TIER SPECIFIC PARTS



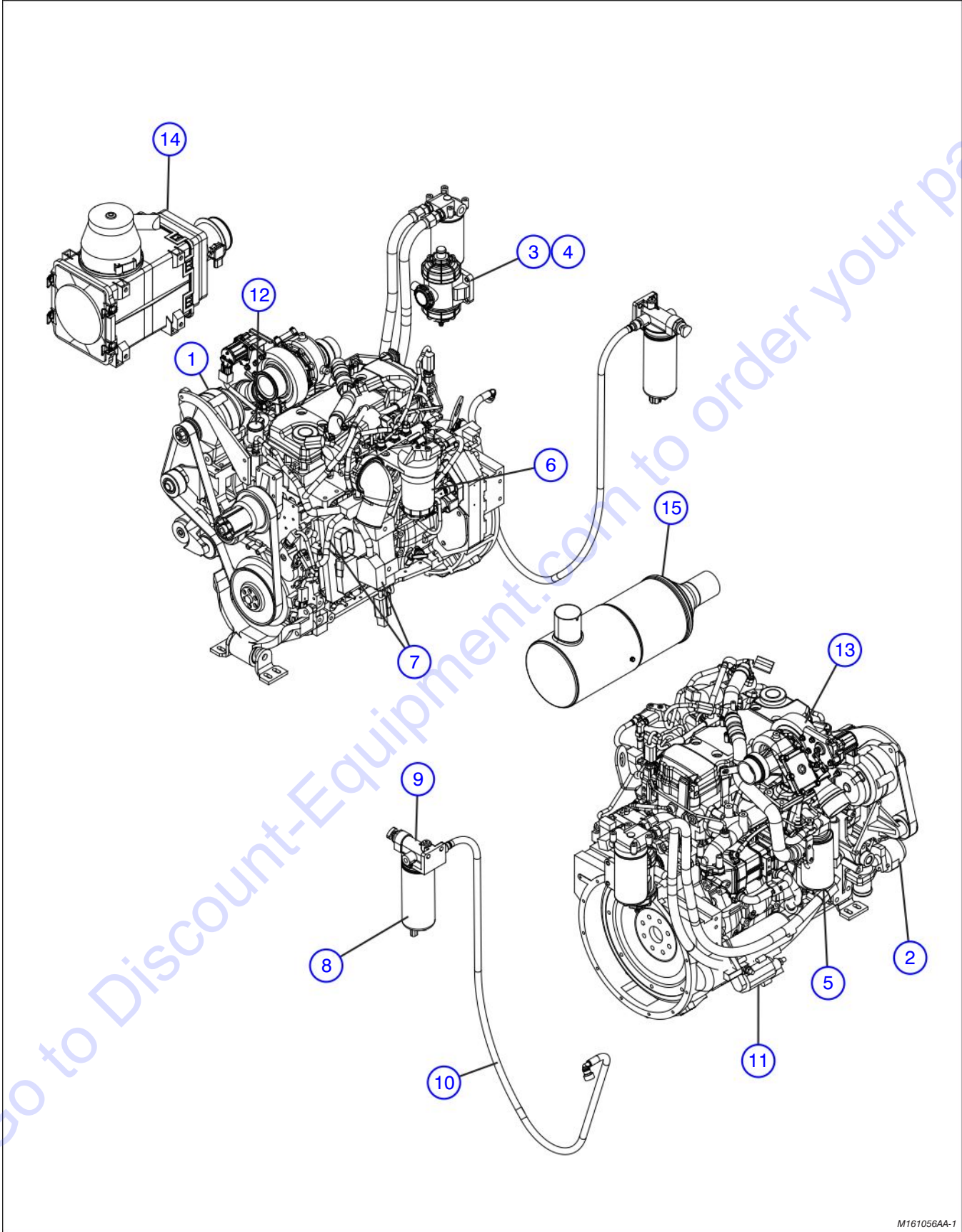
M401212 M401213 M401285 M401340 M401341



M161368AC

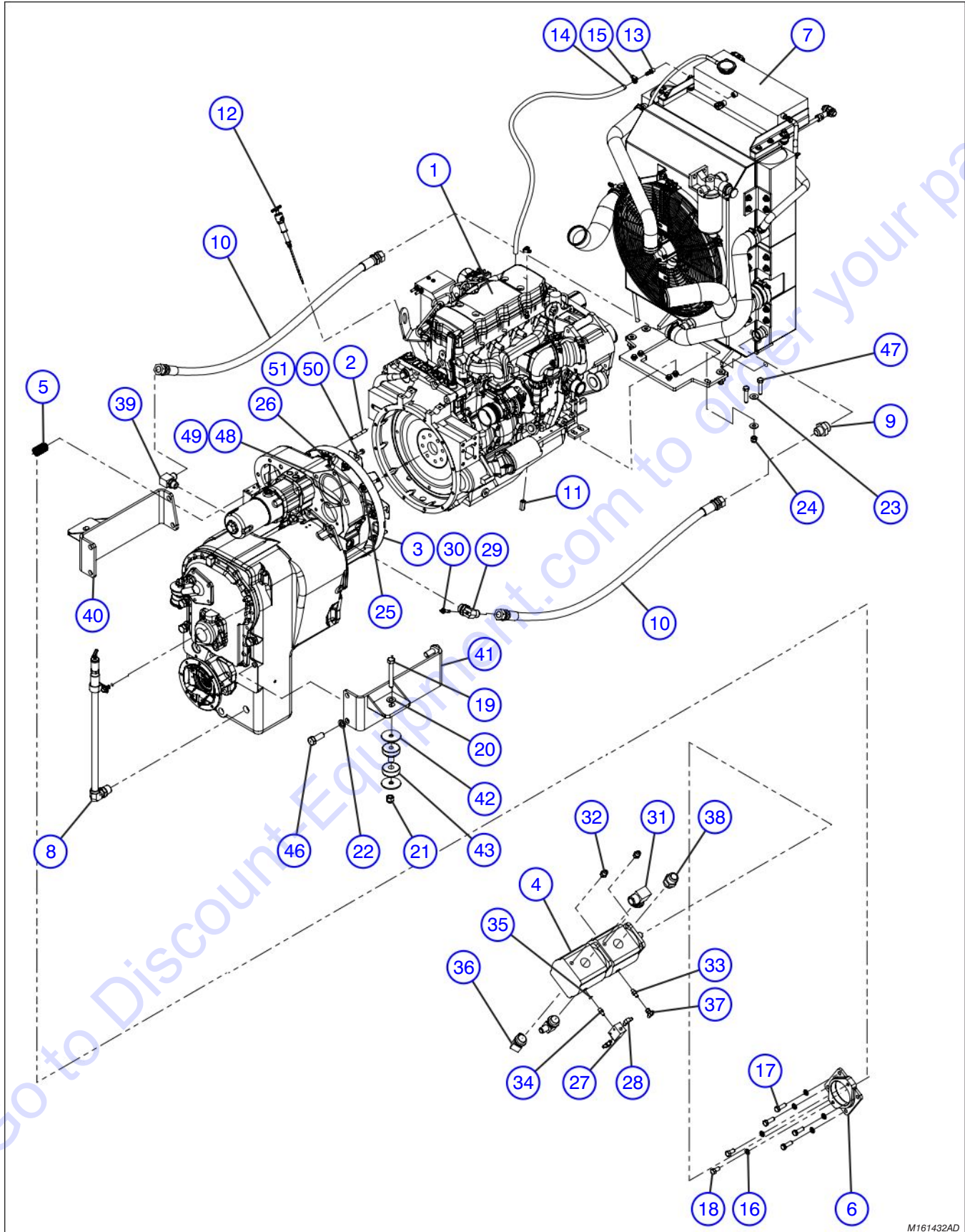
Index No.	Skyjack Part No.	Qty.	Description
-	4-161368	1	ASSEMBLY, ENGINE, TRANSMISSION AND COOLING GROUP
1	(Ref.)	1	<ul style="list-style-type: none"> ENGINE, (Cummins QSB4.5 T4i) (For components, refer to Section 1.8)
2	4-402700	1	<ul style="list-style-type: none"> TRANSMISSION, Dana T32000, 7C flanges
3	4-408749	1	<ul style="list-style-type: none"> PUMP, Eaton tandem piston
-	4-170162	1	<ul style="list-style-type: none"> PUMP, Rear
-	4-195365	1	<ul style="list-style-type: none"> GASKET
4	4-406680	1	<ul style="list-style-type: none"> SPLINE, Oil pump
5	4-406632	1	<ul style="list-style-type: none"> FLANGE, Oil pump
6	4-161375	1	<ul style="list-style-type: none"> WELDMENT, Mount LH, transmission
7	4-161372	1	<ul style="list-style-type: none"> WELDMENT, Mount RH, transmission
8	4-161438	2	<ul style="list-style-type: none"> ISOLATOR, Vibration
9	4-161339	1	<ul style="list-style-type: none"> ASSEMBLY, Cooling ZB2044T4i (For components, refer to Section 1.8)
10	4-400967	1	<ul style="list-style-type: none"> ASSEMBLY, Transmission dipstick
11	4-401411	1	<ul style="list-style-type: none"> EXTENSION, Starter wiring
12	4-103321	2	<ul style="list-style-type: none"> CLAMP, Gear
13	4-104002	8	<ul style="list-style-type: none"> WASHER, Lock 0.75
14	4-103911	2	<ul style="list-style-type: none"> BOLT, Hex head 0.50-13 x 1.000 GR5
15	4-103907	4	<ul style="list-style-type: none"> BOLT, Hex head 0.50-13 x 1.500 GR5
16	4-104379	8	<ul style="list-style-type: none"> WASHER, Flat 0.500 hardened
17	4-106447	4	<ul style="list-style-type: none"> BOLT, Hex head 0.50-13 x 2.250 GR8
18	4-702507	4	<ul style="list-style-type: none"> NUT, Hex nylon lock 0.500-13 GR5
19	4-406489	12	<ul style="list-style-type: none"> STUD, M10x1.5 76mm LG double end
20	4-411815	12	<ul style="list-style-type: none"> WASHER, Lock M10
21	4-411816	12	<ul style="list-style-type: none"> NUT, Hex M10x1.5 Zinc
22	4-161429	4	<ul style="list-style-type: none"> WASHER, Isolator snubbing
23	4-411886	8	<ul style="list-style-type: none"> CAP, 3.4 NF x 2 Hex GR8 DICH
24	4-700782	2	<ul style="list-style-type: none"> WASHER, Flat 0.625 hardened
25	4-111557	2	<ul style="list-style-type: none"> NUT, Hex nylon lock 0.625-11 GR5
26	4-701762	2	<ul style="list-style-type: none"> BOLT, Hex head 0.625-11 x 4.500 GR8
27	4-412740	1	<ul style="list-style-type: none"> VALVE, Check (2-way)
28	4-405629	2	<ul style="list-style-type: none"> ADAPTER, 90° elbow, MNPT x MJIC
29	4-404063	1	<ul style="list-style-type: none"> ADAPTER, Sender
30	4-407228	1	<ul style="list-style-type: none"> SENDER, Temperature
31	4-406249	1	<ul style="list-style-type: none"> ADAPTER, MORB x MJIC 90°
32	4-405662	2	<ul style="list-style-type: none"> O-RING, SAE 37°, flare
33	4-405658	1	<ul style="list-style-type: none"> RING, SAE 37°, flare
34	4-405589	1	<ul style="list-style-type: none"> ADAPTER, MNPT x MJIC
35	4-406627	1	<ul style="list-style-type: none"> O-RING
36	4-406246	2	<ul style="list-style-type: none"> O-RING, 90° SAE to male JIC
37	4-405700	1	<ul style="list-style-type: none"> SWIVEL, 37°, flare, 37°, flare
38	4-405656	1	<ul style="list-style-type: none"> O-RING, SAE 37°, flare
39	4-406243	1	<ul style="list-style-type: none"> ADAPTER, 3/4" MORB x 3/4 MJIC 90°
40	4-404668	1	<ul style="list-style-type: none"> BRASS, 3/8" - 1/4 coupler
41	4-161371	1	<ul style="list-style-type: none"> HOSE, 3/8" I.D.
42	4-103470	6	<ul style="list-style-type: none"> WASHER, Lock 0.50 GR5
43	4-H34120084-0	1	<ul style="list-style-type: none"> HOSE, Hydraulic - H31 (0.75/100R17*114 LG)
44	4-H31120114-0	1	<ul style="list-style-type: none"> HOSE, Hydraulic - H34 (0.75/100R17*84 LG)
45	4-404132	1	<ul style="list-style-type: none"> GASKET, Rubber
46	4-410013	1	<ul style="list-style-type: none"> O-RING
47	4-924699	200"	<ul style="list-style-type: none"> WRAP, Spiral

1.2 Engine Assembly - Tier 4i



M161056AA-1

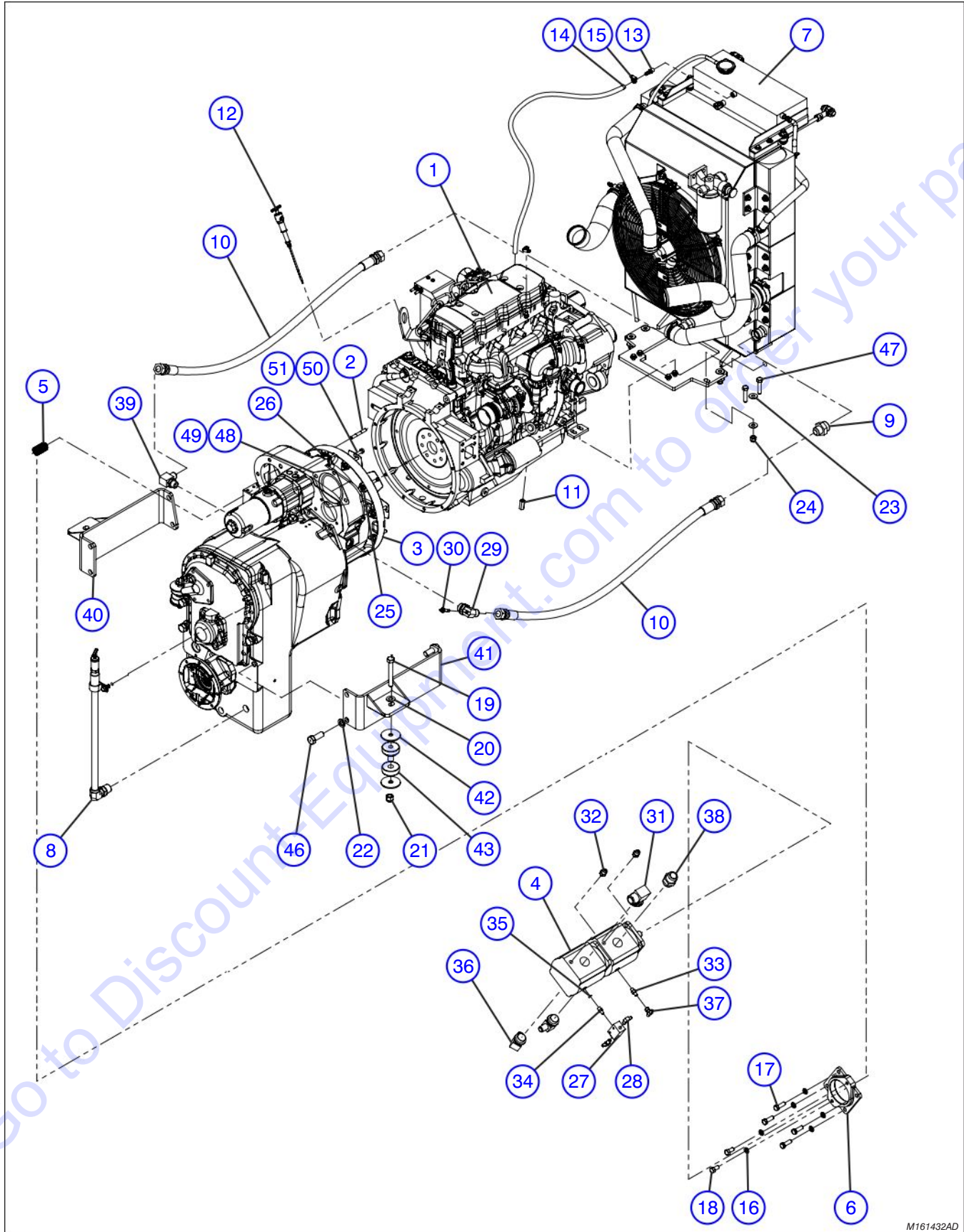
Index No.	Skyjack Part No.	Qty.	Description
-	4-161056	1	ENGINE ASSEMBLY, (Cummins QSB4.5 T4i)
-	4-166866	1	<ul style="list-style-type: none"> • ENGINE, QSB4.5 T4i
1	4-166149	1	<ul style="list-style-type: none"> • • ALTERNATOR
2	4-166150	1	<ul style="list-style-type: none"> • • TENSIONER, Belt
3	4-166151	1	<ul style="list-style-type: none"> • • BREATHER, Crankcase
4	4-166152	1	<ul style="list-style-type: none"> • • ELEMENT, Breather
5	4-411521	1	<ul style="list-style-type: none"> • • CARTRIDGE, Lube Oil Filter
6	4-166154	1	<ul style="list-style-type: none"> • • FILTER, Fuel
7	4-166155	1	<ul style="list-style-type: none"> • • HARNESS, Wiring
8	4-166156	1	<ul style="list-style-type: none"> • • FILTER, Fuel
9	4-166157	1	<ul style="list-style-type: none"> • • HEAD, Fuel Filter
10	4-166158	1	<ul style="list-style-type: none"> • • HOSE, Fuel
11	4-166159	1	<ul style="list-style-type: none"> • • MOTOR, Starting
12	4-166160	1	<ul style="list-style-type: none"> • • THERMOSTAT
13	4-166161	1	<ul style="list-style-type: none"> • • KIT, Turbocharger
14	(Ref.)	1	<ul style="list-style-type: none"> • ASSEMBLY, Air Cleaner <p>(For components, refer to Section 1.6)</p>
15	4-166493	1	<ul style="list-style-type: none"> • CONVERTER, Catalytic



M161432AD

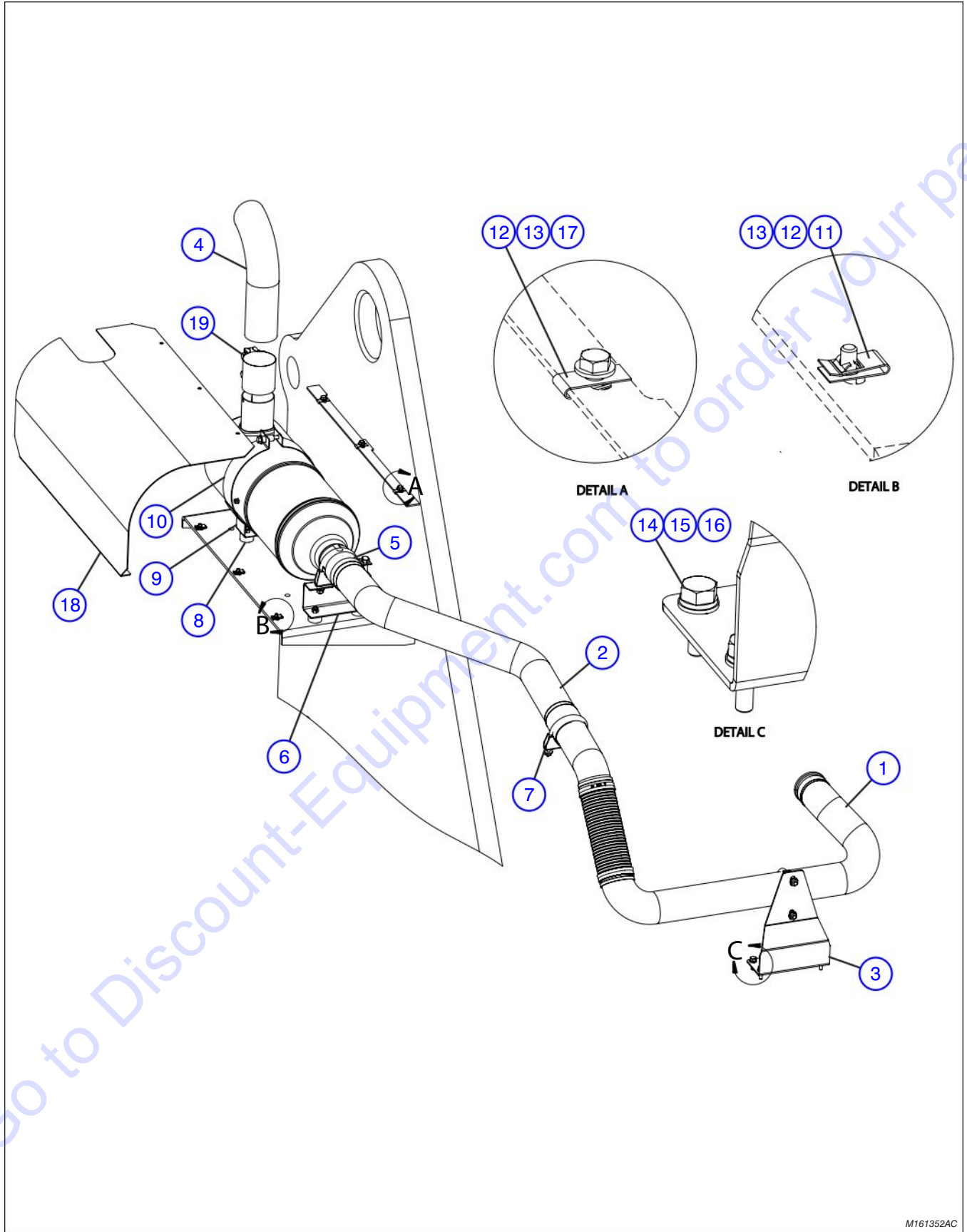
Index No.	Skyjack Part No.	Qty.	Description
-	4-161432	1	ASSEMBLY, ENGINE & TRANSMISSION
1	4-400929	1	• ENGINE, (Cummins QSB4.5C160 T3)
2	4-406489	12	• STUD, (M10 X 1.576 mm double end)
3	4-402700	1	• TRANSMISSION, (DANA T32000, 7C flanges)
4	4-408749	1	• PUMP, Eaton tandem piston
-	4-170162	1	• • PUMP, Rear
-	4-195365	1	• • GASKET
5	4-406680	1	• SPLINE, Oil pump
6	4-406632	1	• FLANGE, Oil pump
7	(Ref.)	1	• ASSEMBLY, Cooling, ZB200XXT3 (For components, refer to Section 1.10)
8	4-400967	1	• ASSEMBLY, Transmission dipstick
9	4-405654	2	• ADAPTER, -20 O-ring, -12 JIC
10	4-411371	2	• ASSEMBLY, Hose, 3/4", -12 JIC
11	4-401411	1	• EXTENSION, Starter wiring
12	4-401420	1	• DIPSTICK, Engine oil
13	4-404668	1	• COUPLER, Brass 3/8 - 1/4
14	4-410757	1	• HOSE, 3/8" I.D., 47.00" LG
15	4-103321	2	• CLAMP, Gear
16	4-411719	6	• WASHER, LOCK (1/2" zinc)
17	4-411711	4	• SCREW, Hex head cap (0.5" NC X 1.5" GR5 zinc)
18	4-411710	2	• SCREW, Hex head cap (0.5" NC X 1" GR5 zinc)
19	4-701762	2	• BOLT, Hex head (0.625-11 x 4.500 GR8)
20	4-700782	2	• WASHER, Flat (0.625 hardened)
21	4-111577	2	• NUT, Hex nylon lock (0.625-11 GR5)
22	4-104002	8	• WASHER, Lock 0.75
23	4-411718	8	• WASHER, Flat 1/2"
24	4-702507	4	• NUT, Hex nylon lock (0.500-13 GR5)
25	4-411815	12	• WASHER, Lock (M10)
26	4-411816	12	• NUT, Hex (M10 X 1.5 zinc)
27	4-412740	1	• VALVE, Check (2-way)
28	4-405629	2	• ADAPTER, 90° elbow, MNPT x MJIC
29	4-404063	1	• ADAPTER, Sender
30	4-407228	1	• SENDER, Temperature
31	4-406249	1	• ADAPTER, MORB x MJIC 90°
32	4-405662	2	• O-RING, SAE, 37° flare
33	4-405658	1	• RING, 37° flare
34	4-405589	1	• ADAPTER, MNPT x MJIC
35	4-406627	1	• O-RING
36	4-406246	2	• O-RING, 90° SAE to male JIC
37	4-405700	1	• SWIVEL, 37° flare, 37° flare
38	4-405656	1	• O-RING, 37° flare SAE
39	4-406243	1	• ADAPTER, 3/4 MORG x 3/4 MJIC 90°
40	4-161372	1	• WELDMENT, Mount RH, transmission
41	4-161375	1	• WELDMENT, Mount LH, transmission
42	4-161429	4	• WASHER, Isolator snubbing
43	4-161438	2	• ISOLATOR, Vibration

Parts list continued on the following page.



M161432AD

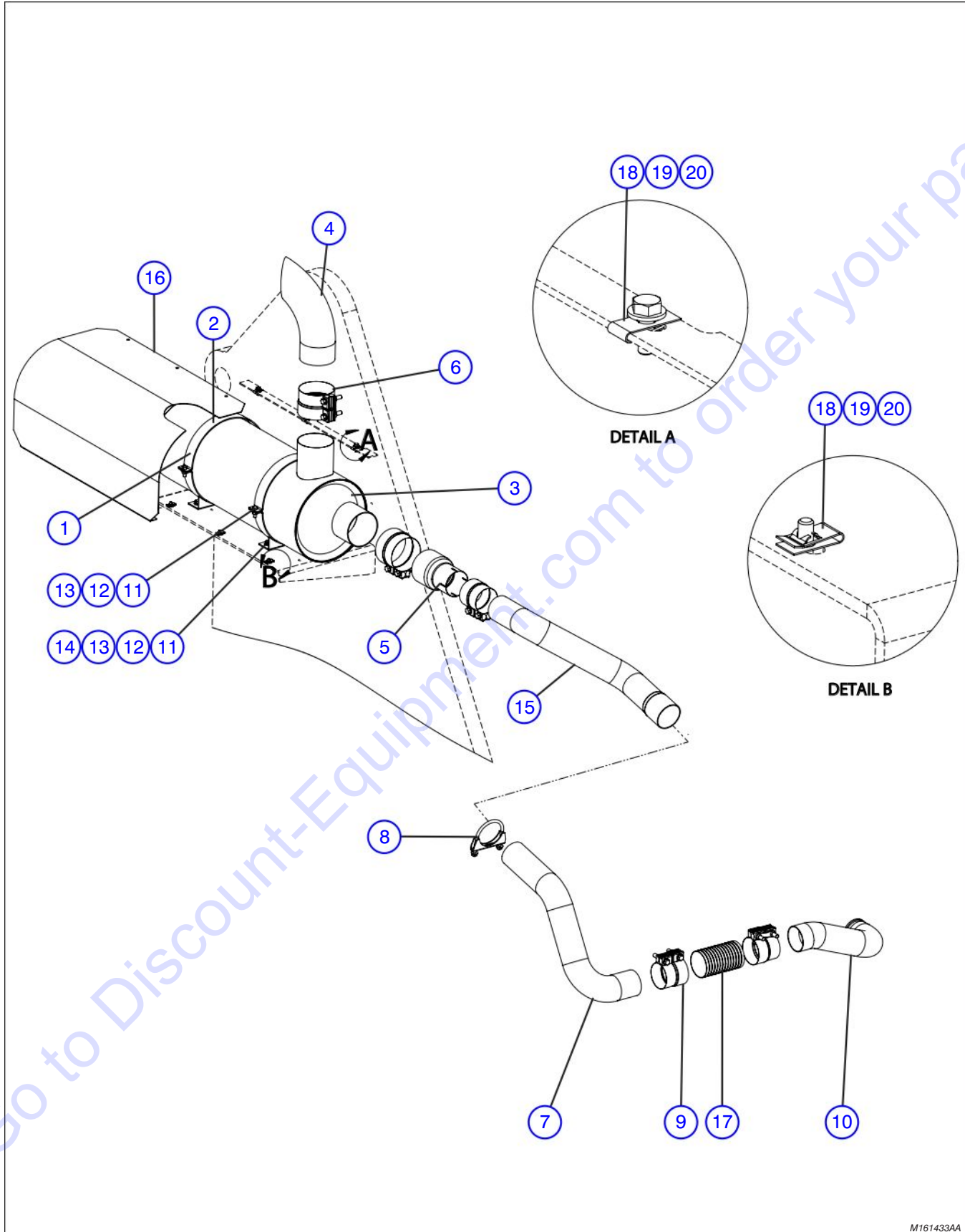
Index No.	Skyjack Part No.	Qty.	Description
Parts list continued from the previous page.			
44	4-105287	11L	• OIL, Engine SAE 10W-30 GR SH CD CF (Not Shown)
45	4-119309	24L	• OIL, ATF Transmission (Not Shown)
46	4-411886	8	• SCREW, Hex head cap (3/4" NF X 2" GR8 DICH)
47	4-106447	4	• BOLT, Hex head (0.5-13 x 2.250 GR8)
48	4-404132	1	• GASKET, Rubber
49	4-410013	1	• O-RING
50	4-411693	8	• WASHER, Lock (3/8" Zinc)
51	4-166684	8	• BOLT, Hex head (3/8"-24 x 1.75" Grade 5 plain, half dog point)



M161352AC

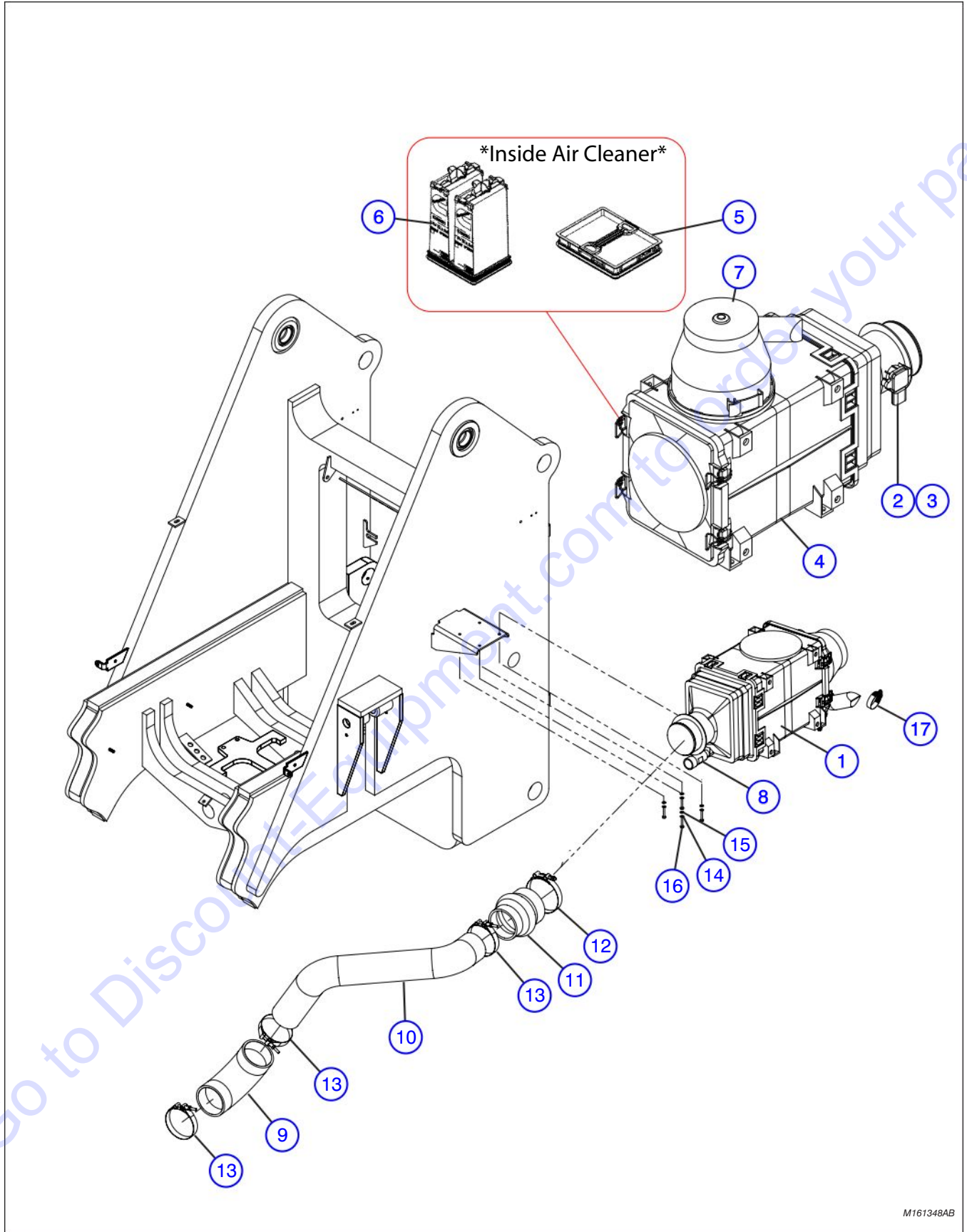
Index No.	Skyjack Part No.	Qty.	Description
-	4-161352	1	ASSEMBLY, EXHAUST, ZB2044T4i
1	4-161364	1	<ul style="list-style-type: none"> • WELDMENT, Exhaust flex
2	4-161353	1	<ul style="list-style-type: none"> • PIPE, 3" Exhaust
3	4-161354	1	<ul style="list-style-type: none"> • BRACKET, Exhaust support
4	4-167331	1	<ul style="list-style-type: none"> • PIPE, Exhaust outlet
5	4-161359	1	<ul style="list-style-type: none"> • CLAMP, 3" Torca/accu seal
6	4-161357	1	<ul style="list-style-type: none"> • BRACKET, Exhaust clamp support
7	4-411650	3	<ul style="list-style-type: none"> • CLAMP, Muffler
8	4-161445	4	<ul style="list-style-type: none"> • ISOLATOR, Vibration
9	4-103984	8	<ul style="list-style-type: none"> • NUT, Hex nylon lock 0.318-18 GR5
10	4-703315	1	<ul style="list-style-type: none"> • BAND, Air cleaner mounting
11	4-149496	3	<ul style="list-style-type: none"> • NUT, Speed clip 1/4-20 x 0.5 depth
12	4-103995	6	<ul style="list-style-type: none"> • WASHER, Flat 0.250
13	4-103856	6	<ul style="list-style-type: none"> • BOLT, Hex head 0.25-20 x 0.750 GR5
14	4-600184	4	<ul style="list-style-type: none"> • WASHER, Flat M8 DIN 125
15	4-116218	4	<ul style="list-style-type: none"> • WASHER, Lock M8 plated DIN 127B
16	4-133869	4	<ul style="list-style-type: none"> • BOLT, Hex head M8x1.25x25mm GR8.8 ZP
17	4-163459	3	<ul style="list-style-type: none"> • NUT, Speed clip 1/4-20 x 0.56 depth
18	4-163458	1	<ul style="list-style-type: none"> • COVER, Exhaust
19	4-167332	1	<ul style="list-style-type: none"> • CLAMP, Exhaust, 3" dia.

1.5 Engine Exhaust Assembly - Tier 3



1.5 Engine Exhaust Assembly - Tier 3

Index No.	Skyjack Part No.	Qty.	Description
-	4-161433	1	ASSEMBLY, EXHAUST ZB20044T3
1	4-412910	2	• ASSEMBLY, Exhaust mount
2	4-412055	2	• MOUNT
3	4-411550	1	• MUFFLER
4	4-412052	1	• PIPE
5	4-412053	1	• REDUCER
6	4-401132	2	• CLAMP, Exhaust (stepped 4.0" dia)
7	4-401118	1	• PIPE, Exhaust
8	4-411650	1	• CLAMP, Muffler
9	4-401117	3	• CLAMP, Exhaust (stepped 3.0" dia)
10	4-162981	1	• WELDMENT, Exhaust
11	4-411673	8	• SCREW, Hex head cap (5/16" X 1" NC gr. 5)
12	4-411680	8	• WASHER, FLAT (5/16")
13	4-411682	8	• NUT, Hex (5/16 NC zinc)
14	4-411681	4	• WASHER, Lock (5/16" zinc)
15	4-161435	1	• PIPE, 3" Exhaust
16	4-163535	1	• COVER, Exhaust
17	4-163531	1	• PIPE, Flex
18	4-103856	6	• BOLT, Hex head (0.25"-20 x 0.750 GR5)
19	4-103995	6	• WASHER, Flat 0.250"
20	4-163459	3	• NUT, Speed-clip (1/4"-20 x 0.56 depth)
21	4-149496	3	• NUT, Speed-clip (1/4"-20 x 0.5 depth)

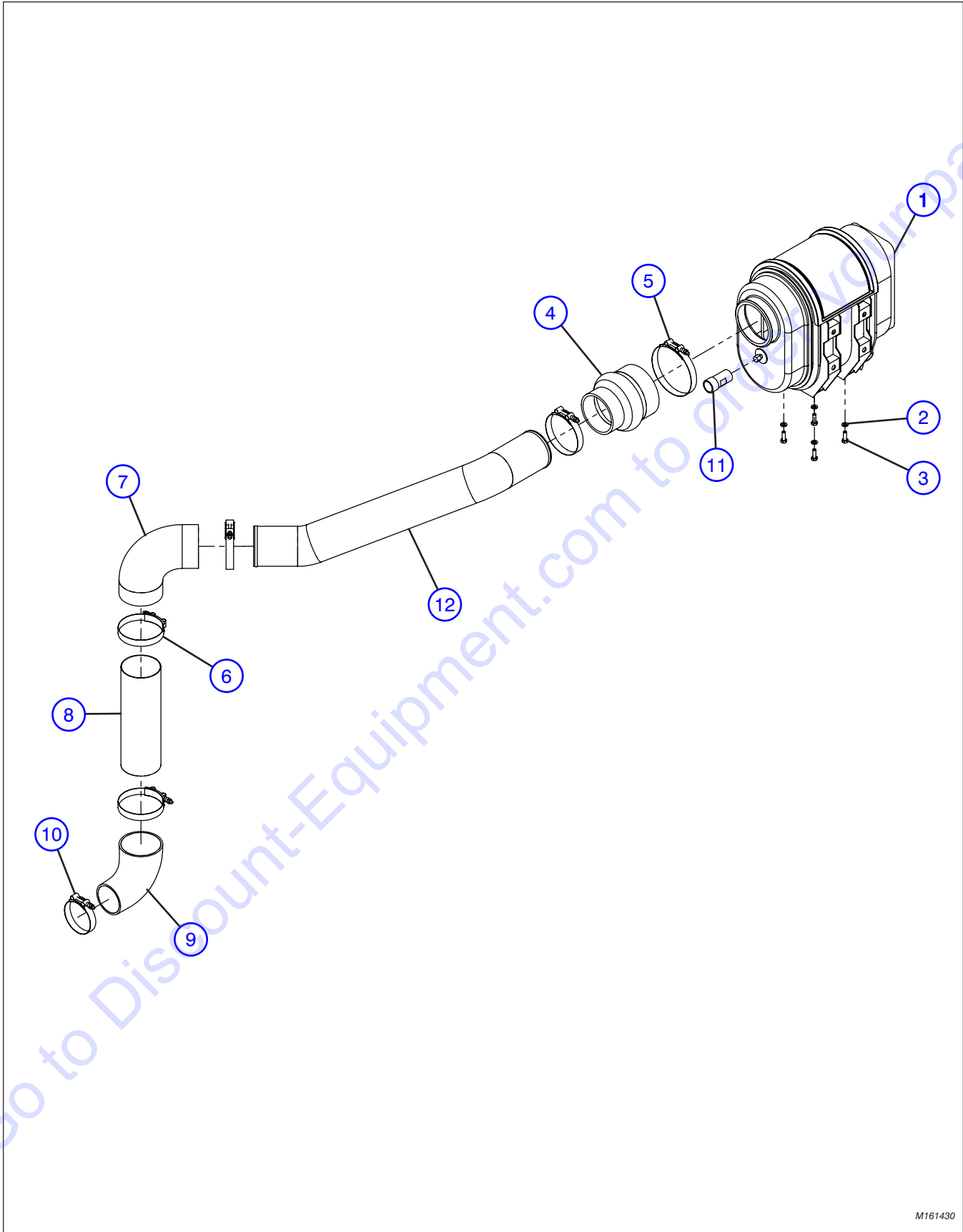


M161348AB

Index No.	Skyjack Part No.	Qty.	Description
-	4-161348	1	ASSEMBLY, AIR INTAKE
1	4-166868	1	<ul style="list-style-type: none"> • ASSEMBLY, Air Cleaner
2	4-166143	1	<ul style="list-style-type: none"> • • SENSOR, Mass Flow
3	4-166144	1	<ul style="list-style-type: none"> • • SEAL, O-Ring
4	4-166145	1	<ul style="list-style-type: none"> • • CLEANER, Air
5	4-166146	1	<ul style="list-style-type: none"> • • ELEMENT, Air Cleaner
6	4-166147	1	<ul style="list-style-type: none"> • • ELEMENT, Air Cleaner
7	4-166148	1	<ul style="list-style-type: none"> • • DOOR, Access
8	4-413142	1	<ul style="list-style-type: none"> • INDICATOR, Restriction
9	4-161350	1	<ul style="list-style-type: none"> • ELBOW, 3.5x3.5 90°
10	4-161349	1	<ul style="list-style-type: none"> • TUBE, 3-1/2" Intake
11	4-161351	1	<ul style="list-style-type: none"> • REDUCER, Rubber hump hose
12	4-412578	1	<ul style="list-style-type: none"> • CLAMP, T-Bolt, (4.25-4.56")
13	4-161705	3	<ul style="list-style-type: none"> • CLAMP, T-Bolt, (3.81-4.09")
14	4-121758	4	<ul style="list-style-type: none"> • WASHER, Lock M6-Plated DIN 127B
15	4-133219	4	<ul style="list-style-type: none"> • WASHER, Flat M6
16	4-167051	4	<ul style="list-style-type: none"> • BOLT, Hex head M6x1x35mm GR9.8
17	4-133222	1	<ul style="list-style-type: none"> • CLAMP, Gear (SAE #32 x 1-9/16" - 2-1/2")

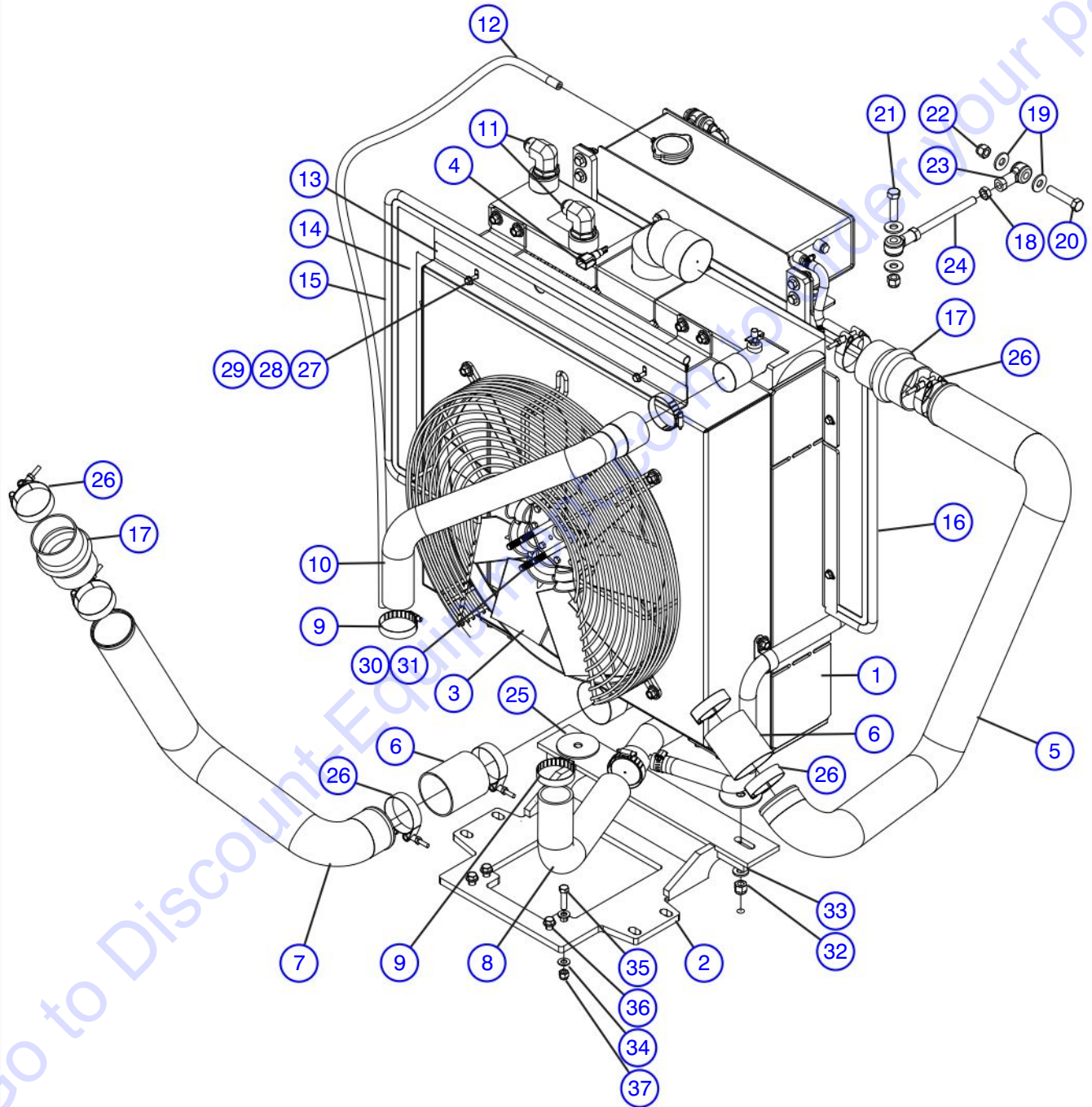
Go to Discount-Equipment.com to order your parts

1.7 Air Intake Assembly - Tier 3



M161430

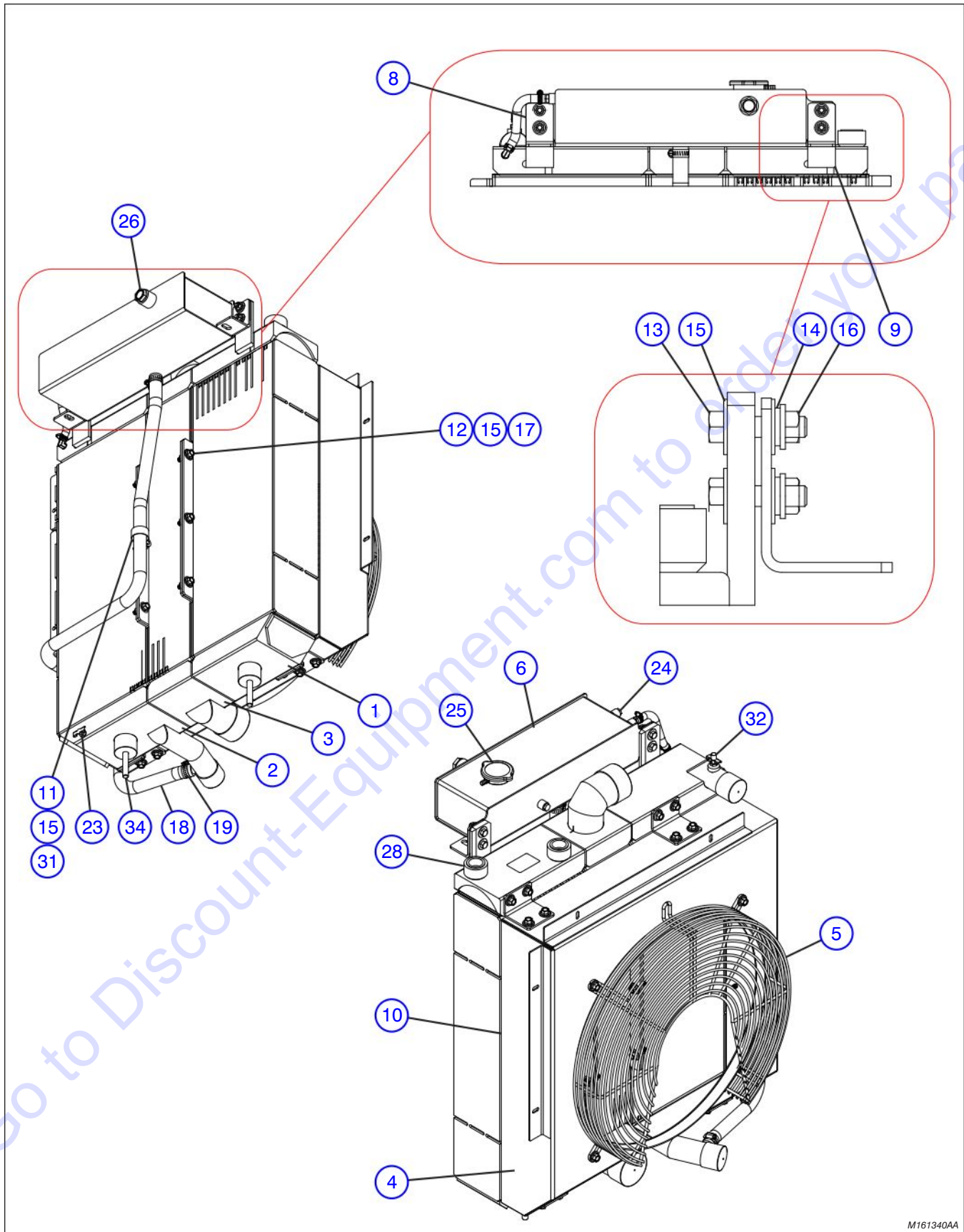
Index No.	Skyjack Part No.	Qty.	Description
-	4-161430	1	ASSEMBLY, AIR INTAKE
1	4-401271	1	• ASSEMBLY, Air cleaner
2	4-411806	4	• WASHER, Flat (M8 zinc)
3	4-411800	4	• BOLT, Hex cap (M8-1.25x25)
4	4-412019	1	• REDUCER, Rubber hump hose
5	4-412579	1	• CLAMP, T-Bolt (5.25-5.56")
6	4-412578	6	• CLAMP, T-Bolt, (4.25-4.56")
7	4-412022	1	• ELBOW, (4" X 4" X 90°)
8	4-401156	1	• PIPE, Air Cleaner (4.0 DIA x 12.0" LG)
9	4-204198	1	• ELBOW, Hose 90°, 4" to 3" reducer
10	4-412575	1	• CLAMP, T-bolt (3.25" - 3.56" DIA)
11	4-413142	1	• INDICATOR, Restriction
12	4-161431	1	• TUBE, CAC to Intake



M161339AG

Index No.	Skyjack Part No.	Qty.	Description
-	4-161339	1	ASSEMBLY, COOLING ZB2044T4i
1	(Ref.)	1	<ul style="list-style-type: none"> ASSEMBLY, Cooling package (For components, refer to Section 1.9)
2	4-413839	1	<ul style="list-style-type: none"> WELDMENT, Support cooling
3	4-161341	1	<ul style="list-style-type: none"> FAN, CLG, 21" 30° 9 blade
4	4-162862	1	<ul style="list-style-type: none"> SENSOR, ECL
5	4-161338	1	<ul style="list-style-type: none"> TUBE, CAC inlet
6	4-161345	2	<ul style="list-style-type: none"> HOSE, 3" coupling silicone
7	4-161342	1	<ul style="list-style-type: none"> TUBE, CAC outlet
8	4-161343	1	<ul style="list-style-type: none"> HOSE, Water return
9	4-121869	4	<ul style="list-style-type: none"> CLAMP, Gear 2.063-3.000
10	4-161344	1	<ul style="list-style-type: none"> HOSE, Engine coolant outlet
11	4-406246	2	<ul style="list-style-type: none"> FITTING, 90° (12JICM-16ORBM)
12	4-142405	54"	<ul style="list-style-type: none"> HOSE, Top tank vent
13	4-162708	1	<ul style="list-style-type: none"> BAFFLE, Top
14	4-162707	2	<ul style="list-style-type: none"> BAFFLE, Side
15	4-163215	1	<ul style="list-style-type: none"> TRIM, Rubber 51.5"
16	4-163216	1	<ul style="list-style-type: none"> TRIM, Rubber 27.5"
17	4-920489	2	<ul style="list-style-type: none"> CONNECTIONS, CAC tube
18	4-109598	2	<ul style="list-style-type: none"> NUT, Hex head 0.50-13 x 2.000 GR5
19	4-103468	8	<ul style="list-style-type: none"> WASHER, Flat 0.500 SAE AA
20	4-103901	2	<ul style="list-style-type: none"> BOLT, Hex head 0.50-13 x 2.500 GR5
21	4-103904	2	<ul style="list-style-type: none"> BOLT, Hex head 0.50-13 x 2.000 GR5
22	4-702507	4	<ul style="list-style-type: none"> NUT, Hex nylon lock 0.500-13 GR5
23	4-400434	4	<ul style="list-style-type: none"> ROD END, Elastomeric, RH thread
24	4-161346	2	<ul style="list-style-type: none"> ROD, Adjustment, 0.50-20 UNF-2B
25	4-401154	2	<ul style="list-style-type: none"> WASHER, Rubber ø2.88"
26	4-923960	8	<ul style="list-style-type: none"> CLAMP, 3.25" T-bolt spring band
27	4-103995	6	<ul style="list-style-type: none"> WASHER, Flat 0.250
28	4-149496	6	<ul style="list-style-type: none"> NUT, Speed clip 0.25-20 x 0.5 depth
29	4-103856	6	<ul style="list-style-type: none"> BOLT, Hex head 0.25-20 x 0.750 GR5
30	4-400533	4	<ul style="list-style-type: none"> WASHER, Flat 10mm
31	4-401161	4	<ul style="list-style-type: none"> BOLT, Hex cap M10 x 1.5 x 100, class 8.8
32	4-702507	2	<ul style="list-style-type: none"> NUT, Hex nylon lock 0.500-13 GR5
33	4-103470	2	<ul style="list-style-type: none"> WASHER, Lock 0.50 GR5
34	4-103472	4	<ul style="list-style-type: none"> WASHER, Flat 0.375
35	4-706789	4	<ul style="list-style-type: none"> BOLT, Hex head 0.375-16 x 1.500 GR5
36	4-125959	4	<ul style="list-style-type: none"> WASHER, Flat 0.375 hardened
37	4-104606	4	<ul style="list-style-type: none"> NUT, Hex nylon lock 0.375-16 GR5

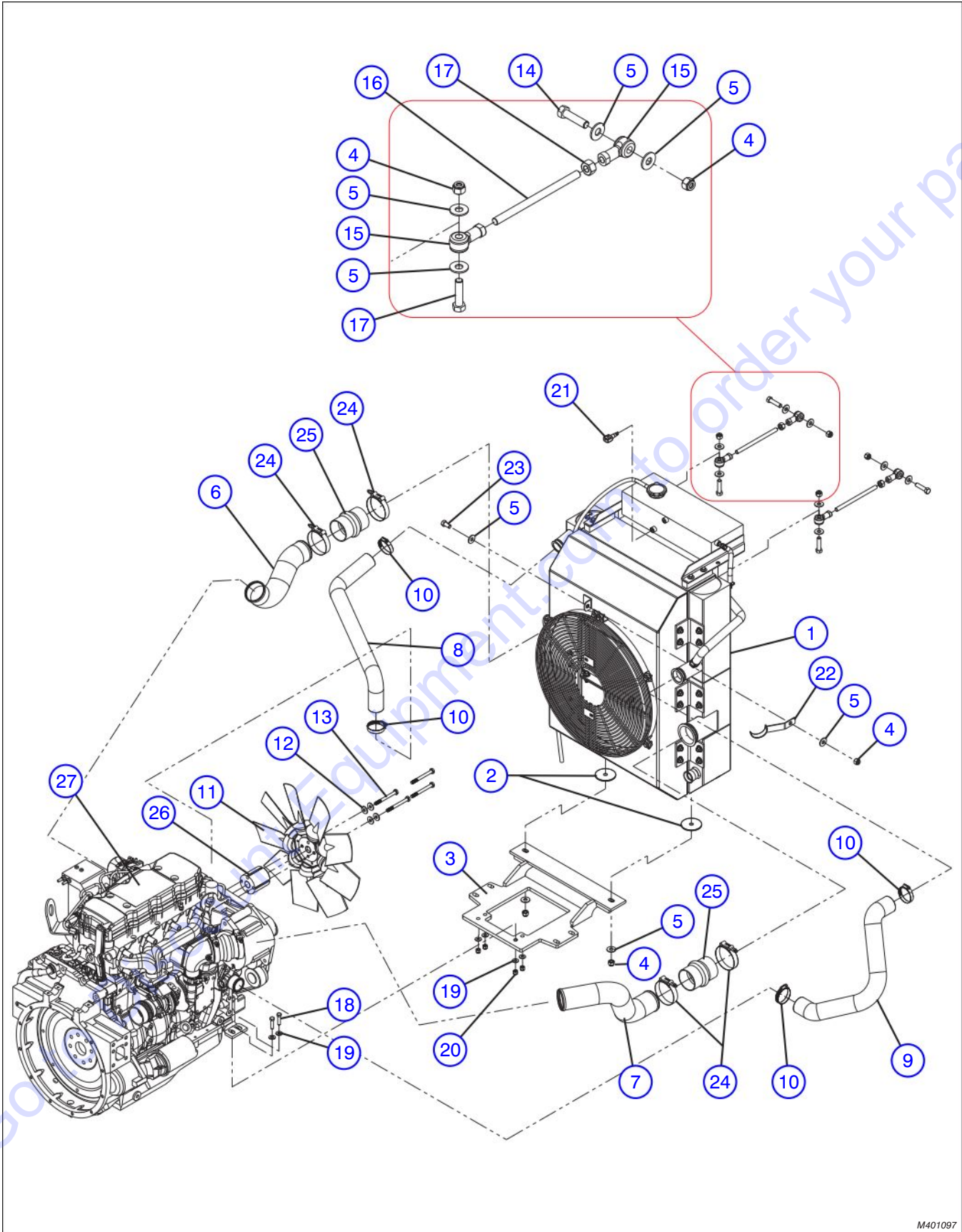
1.9 Cooler Assembly - Tier 4i



M161340AA

Index No.	Skyjack Part No.	Qty.	Description
-	4-161340	1	ASSEMBLY, COOLER
1	4-166193	1	• COOLER, Transmission Oil
2	4-166192	1	• RADIATOR
3	4-166191	1	• COOLER, Charge Air
4	4-166190	1	• SHROUD
5	4-166189	1	• GUARD, Fan, 21"
6	4-166188	1	• TANK, Surge
7	4-166187	4	• BRACKET, Retainer, Shroud (Not Shown)
8	4-166186	1	• BRACKET, Angle left
9	4-166185	1	• BRACKET, Angle right
10	4-166184	9'	• SEAL, Locking profile
11	-	21	• BOLT, Hex FLG, SRRT 3/8"-16 x 1" GR5 ZTR
12	-	12	• BOLT, Hex FLG, SRRT 3/8"-16 x 1-1/4" GR5 ZTR
13	-	4	• BOLT, Hex Head 3/8"-16 x 1-1/2" GR5 ZTR
14	4-166183	4	• WASHER, Lock, SPR 3/8" x 0.68" OD GR2 ZTR
15	4-166182	53	• WASHER, Flat, 3/8" x 1" OD GR5 ZTR
16	-	4	• NUT, FLG Head, 3/8"-16
17	4-166181	12	• NUT, Nylon Hex, 3/8"-16 GR5 ZTR
18	4-166180	6'	• HOSE, Rubber, 3/4" ID x 1-1/8" OD
19	4-166179	2	• CLAMP, Hose #16
20	4-166178	2	• CLAMP, Hose #4 (Not Shown)
21	4-166177	1	• BARB, Hose, 1/4" NPT (Not Shown)
22	4-166176	1	• BARB, Hose, 5/16" Hose x 1/4" NPT (Not Shown)
23	4-166175	1	• DRAINCOCK, 1/4" NPT, Straight
24	-	2	• PLUG, HHD, 1/4" NPT
25	4-195096	1	• CAP, Rad 16 PSI double seal, medium
26	4-166173	1	• SIGHT WINDOW, 3/4" NPT
27	4-166172	0.5'	• VENT, Hose 5/16" ID x 5/8" OD
31	-	2	• CLAMP, Rubber loop 1-1/4" OD, 7/16" hole
32	4-166171	1	• JD PELCOCK, 1/4" NPT
34	4-166170	2	• STUD, 1/2" - 13 x 3.5" (SS)

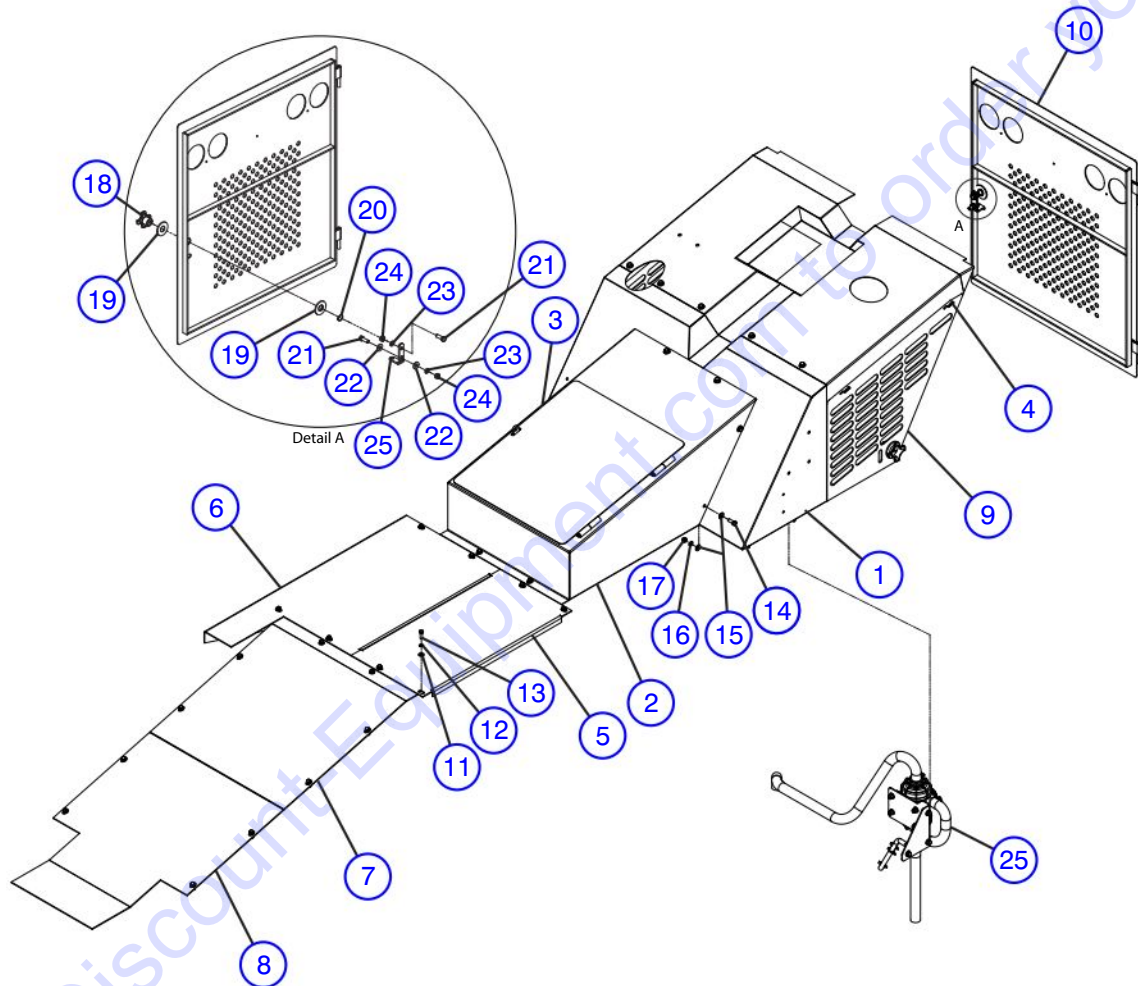
1.10 Cooling System Assembly - Tier 3



M401097

1.10 Cooling System Assembly - Tier 3

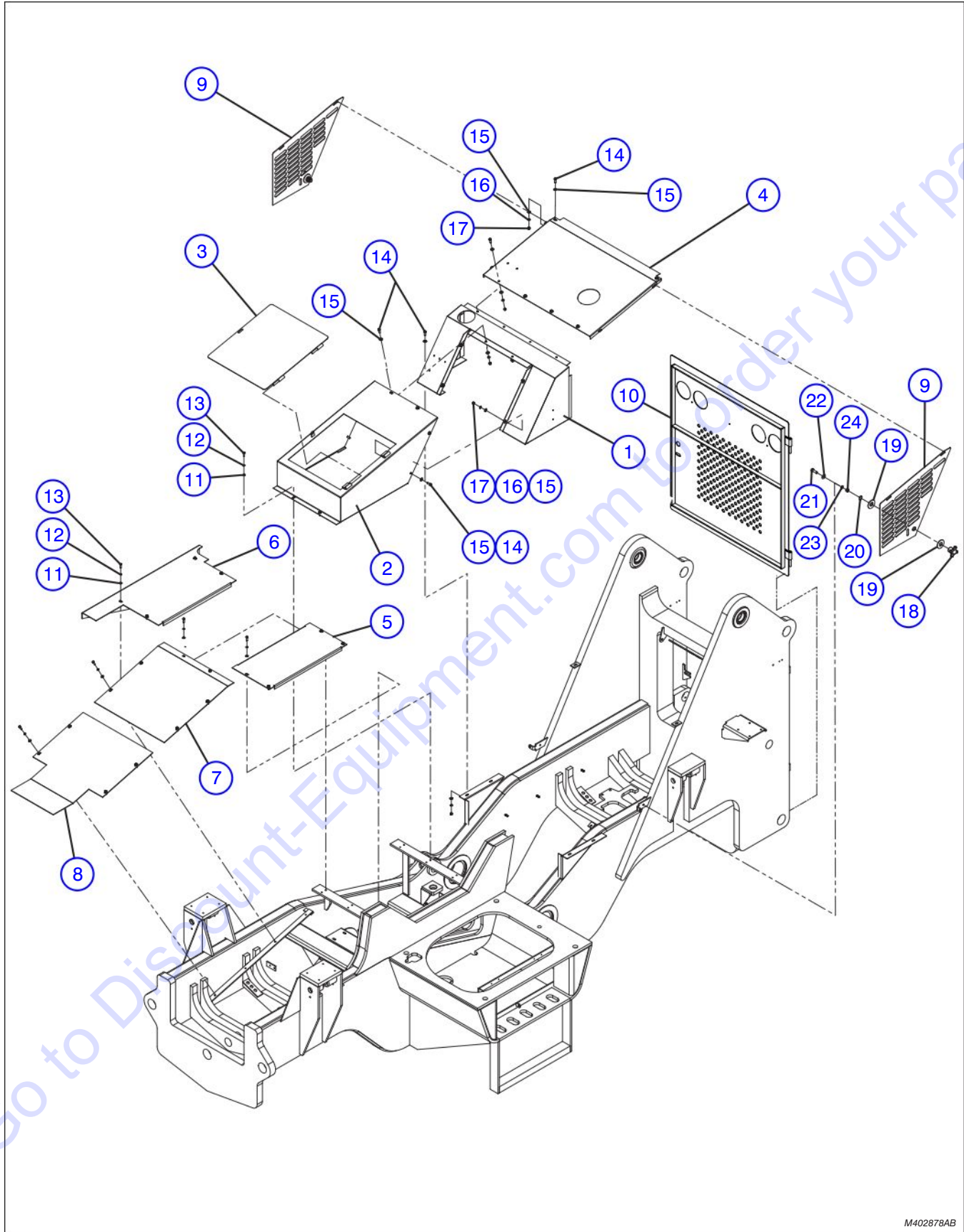
Index No.	Skyjack Part No.	Qty.	Description
-	4-401097	1	ASSEMBLY, COOLING SYSTEM
1	4-400968	1	• COOLER, RAD/CAC/TOC
2	4-401154	2	• WASHER, Rubber (2.88" DIA)
3	4-401146	1	• WELDMENT, Cooling support
4	4-411838	7	• NUT, Lock (1/2"-13 NC)
5	4-411718	12	• WASHER, Flat (1/2")
6	4-401141	1	• TUBE, CAC to intake
7	4-401098	1	• TUBE, Turbo to CAC
8	4-401142	1	• HOSE, Hot water
9	4-401143	1	• HOSE, Water return
10	4-411385	4	• CLAMP, Hose
11	4-401095	1	• FAN, COOLING (20" diameter 25°, 9 blade)
12	4-400533	4	• WASHER, Flat (10mm)
13	4-401161	4	• BOLT, Hex head cap (M10 X1.5 X100 class 8.8)
14	4-411712	4	• SCREW, Hex head cap (1/2-13" NC X 2" gr.5 zinc)
15	4-400434	4	• ROD END, (elastomeric, RH thread)
16	4-400435	2	• ROD, Adjustment (1/2"-20 UNF-2B)
17	4-411970	2	• NUT, Lock with nylon insert (1/2"-20)
18	4-411685	4	• SCREW, Hex head cap (3/8" X 1 1/2" NC)
19	4-411694	8	• WASHER, Flat (3/8" zinc)
20	4-411837	4	• NUT, LOCK with nylon insert (3/8" NC zinc)
21	4-401332	1	• SENSOR, ECL
22	4-401462	1	• ASSEMBLY, Hose support
23	4-411710	1	• SCREW, Hex head cap (1/2" NC X 1" gr.5 zinc)
24	4-412575	4	• CLAMP, Tube
25	4-411426	2	• TUBE
26	4-414065	1	• SPACER
27	(Ref.)	-	ASSEMBLY, Engine (For components, refer to Section 1.3)



M161390AB_2

Index No.	Skyjack Part No.	Qty.	Description
-	4-161390	-	ASSEMBLY, SHEET METAL
1	4-162942	1	• ASSEMBLY, Main cover (painted assembly)
2	4-401104	1	• COVER, Transmission (painted assembly)
3	4-412777	1	• COVER, Door (painted assembly)
4	4-162943	1	• COVER, Panel (painted assembly,)
5	4-400888	1	• COVER, Main (painted assembly)
6	4-401353	1	• COVER, Rear frame (painted)
7	4-406169	1	• PLATE, Rear deck (painted)
8	4-406171	1	• PLATE, Front deck (painted)
9	4-401110	2	• DOOR, Painted
10	4-401288	1	• DOOR, Rear Painted Assembly
11	4-411680	20	• WASHER, Flat, 5/16"
12	4-411681	20	• WASHER, Lock, 5/16" Zinc
13	4-411673	20	• HHCS, 5/16" x 1" NC GR5
14	4-411684	17	• HEX CAP, 3/8 NC x 1 GR5 Zinc
15	4-411694	34	• WASHER, Flat, 3/8" Zinc
16	4-411693	17	• WASHER, Lock, 3/8" Zinc
17	4-411695	17	• NUT, 3/8" NC Hex
18	4-404641	3	• KNOB, Door
19	4-411747	6	• WASHER, 1" Flat
20	4-404830	3	• RING, Retainer external, 1"
21	4-411711	4	• HEX CAP, 1/2" NC x 1 1/2" GR5 Zinc
22	4-411718	4	• WASHER, Flat 1/2"
23	4-411719	4	• WASHER, Lock, 1/2" Zinc
24	4-411720	4	• NUT, 1/2"-13 NC
25	4-406177	1	• HASP, Rear door
25	(Ref.)	1	ASSEMBLY, Crankcase ventilation (For components, refer to Section 1.13)

1.12 Sheet Metal Assembly - Tier 3

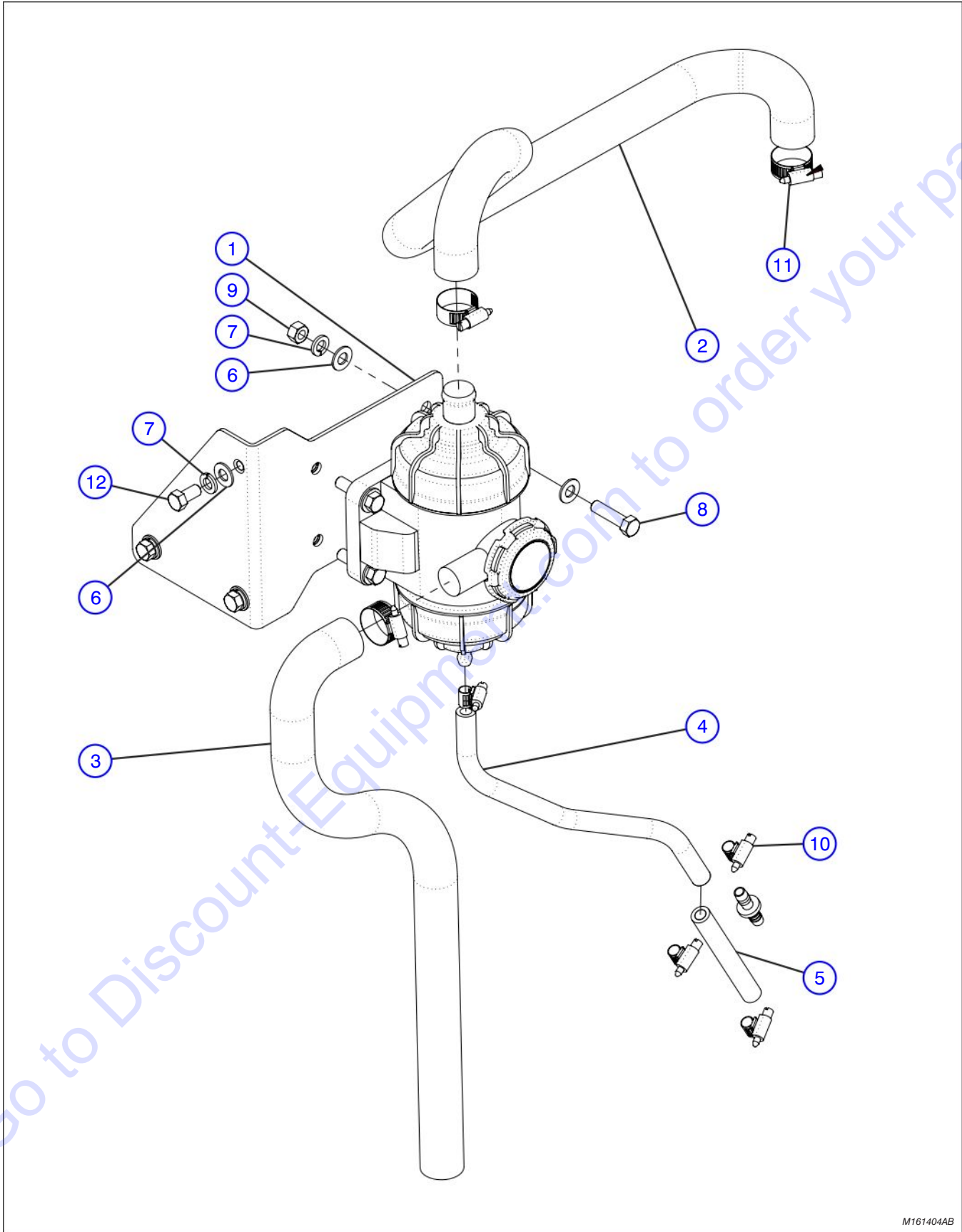


M402878AB

1.12 Sheet Metal Assembly - Tier 3

Index No.	Skyjack Part No.	Qty.	Description
-	4-402878	-	ASSEMBLY, SHEET METAL (ZB200XX)
1	4-401101	1	• COVER, Main (painted assembly)
2	4-401104	1	• COVER, Transmission (painted assembly)
3	4-412777	1	• COVER, Door (painted assembly)
4	4-401107	1	• COVER, PANEL (painted assembly)
5	4-400888	1	• COVER, Main (painted assembly)
6	4-401353	1	• COVER, Rear frame (painted)
7	4-406169	1	• PLATE, Rear deck (painted)
8	4-406171	1	• PLATE, Front deck (painted)
9	4-401110	2	• DOOR, Painted
10	4-401288	1	• DOOR, Rear painted
11	4-411680	20	• WASHER, Flat (5/16")
12	4-411681	20	• WASHER, Lock (5/16" zinc)
13	4-411673	20	• SCREW, Hex head cap (5/16" X 1" NC gr.5 zinc)
14	4-411684	16	• SCREW, Hex head cap (3/8" NC X 1" gr.5 zinc)
15	4-411694	32	• WASHER, Flat (3/8" zinc)
16	4-411693	16	• WASHER, Lock (3/8" zinc)
17	4-411695	16	• NUT, Hex (3/8" NC)
18	4-404641	3	• DOOR KNOB
19	4-411747	6	• WASHER, Flat (1" NC)
20	4-404830	3	• RING, Retainer (external 1")
21	4-411711	3	• SCREW, Hex head cap (1/2" NC X 1 1/2" gr.5 zinc)
22	4-411718	3	• WASHER, Flat (1/2")
23	4-411719	3	• WASHER, LOCK (1/2" zinc)
24	4-411720	3	• NUT, (1/2"-13 NC)
25	4-406177	1	• DOOR HASP, Rear door (not shown)

1.13 Crankcase Ventilation Assembly - Tier 4

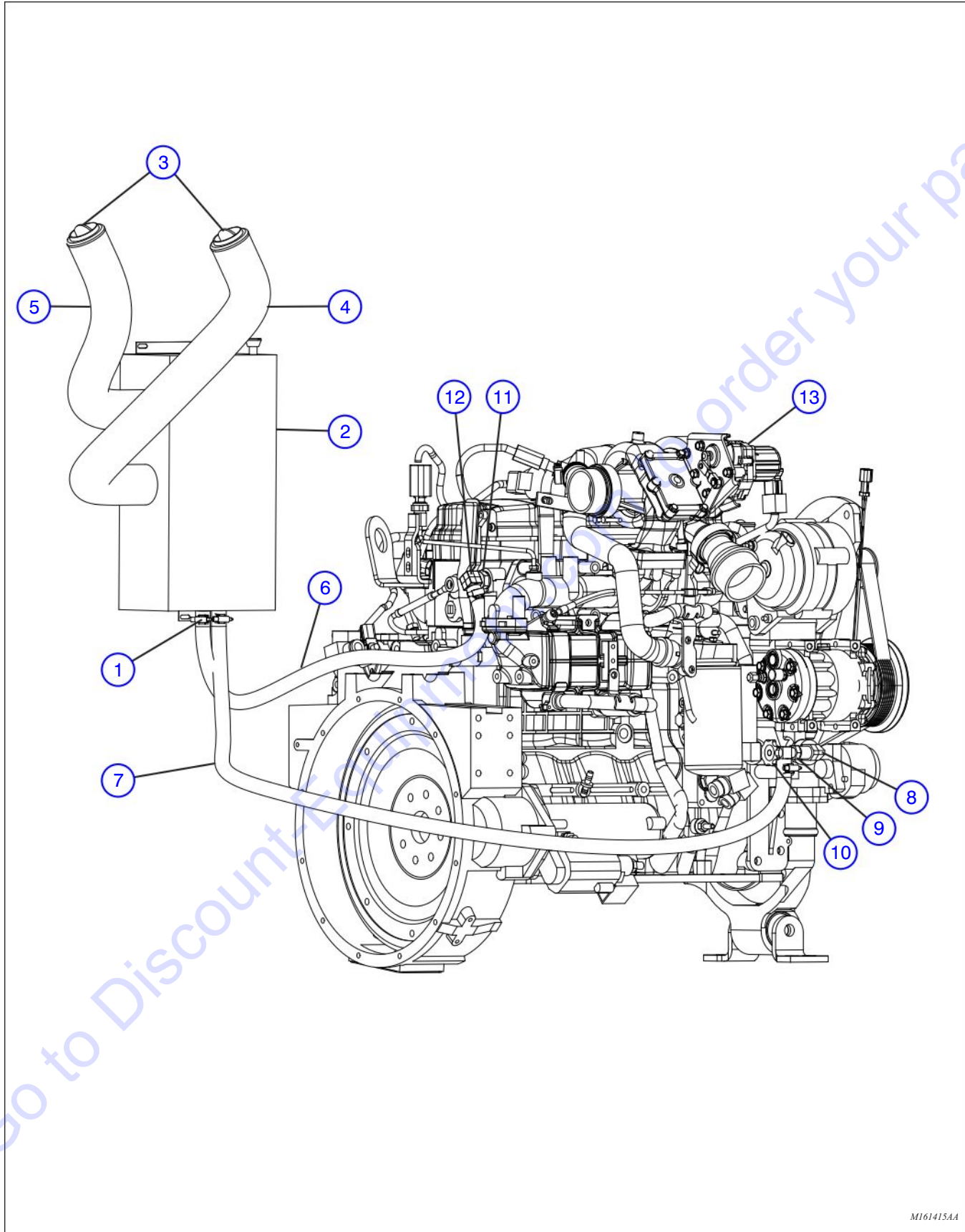


M161404AB

1.13 Crankcase Ventilation Assembly - Tier 4

Index No.	Skyjack Part No.	Qty.	Description
-	4-161404	1	ASSEMBLY, Crankcase ventilation
1	4-161427	1	• WELDMENT, CCV mount
2	4-161406	1	• HOSE, CCV inlet
3	4-161407	1	• HOSE, CCV vent
4	4-161408	1	• HOSE, CCV drain
5	4-161409	1	• HOSE, CCV drain
6	4-103472	11	• WASHER, Flat (0.375")
7	4-103999	7	• WASHER, Lock (0.375")
8	4-103870	4	• BOLT, Hex head (0.375" - 16 x 1.5" Grade 5)
9	4-103978	4	• NUT, Hex head (0.375" - 16 Grade 5)
10	4-102519	4	• CLAMP, Gear (SAE #6, 5/16" - 7/8")
11	4-142415	3	• CLAMP, Gear (SAE #20, 3/4" - 1-3/4")
12	4-101632	3	• BOLT, Hex head (0.375" - 16 x 0.75" Grade 5)

1.14 Cab Heater Assembly - Tier 4i

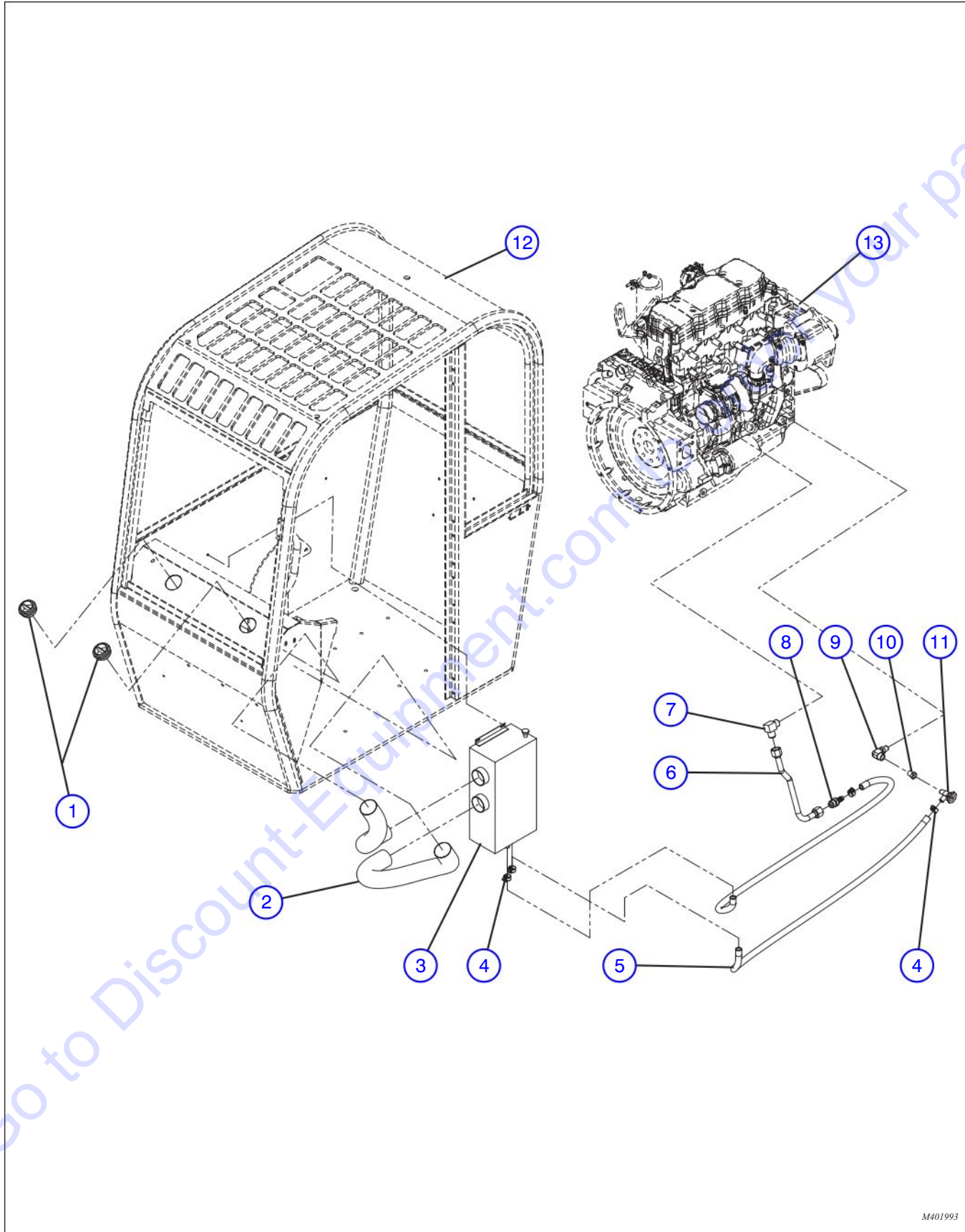


M161415AA

1.14 Cab Heater Assembly - Tier 4i

Index No.	Skyjack Part No.	Qty.	Description
-	4-161415	1	ASSEMBLY, CAB HEATER
1	4-163521	4	• CLAMP, Gear Hose (5/8")
2	4-409156	1	• HEATER UNIT, Cab
	4-414046	1	• • CASE, Heater
	4-414047	1	• • COVER, Heater
	4-409128	1	• • COIL, Heater
	4-414048	1	• • PLATE, Duct
	4-414049	1	• • FAN HOLDER, Duct plate
	4-414050	1	• • ASSEMBLY, Blower (3.0)
	4-406642	2	• • ADAPTER, Hose (2 1/2")
	4-408909	1	• • LOUVRE, Adjustable (3 1/2")
	4-404393	1	• • SWITCH, 3 speed
	4-404693	1	• • KNOB
3	4-405007	2	• VENT, Ball louver
4	4-163513	1	• HOSE, Duct (2-1/2")
5	4-163514	1	• HOSE, Duct (2-1/2")
6	4-161417	1	• HOSE, Cab heater
7	4-161416	1	• HOSE, Cab heater
8	4-406327	1	• PIPE, External/Internal
9	4-406290	1	• ADAPTER, (MNPT to FNPT)
10	4-404281	1	• VALVE, Water shut-off
11	4-163519	1	• FITTING, Straight (12MP-08FP)
11	4-163520	1	• FITTING, 90° (BEAD-NPTM)
12	(Ref.)	-	ASSEMBLY, Engine (For components, refer to Section 1.1)

1.15 Cab Heater Assembly - Tier 3

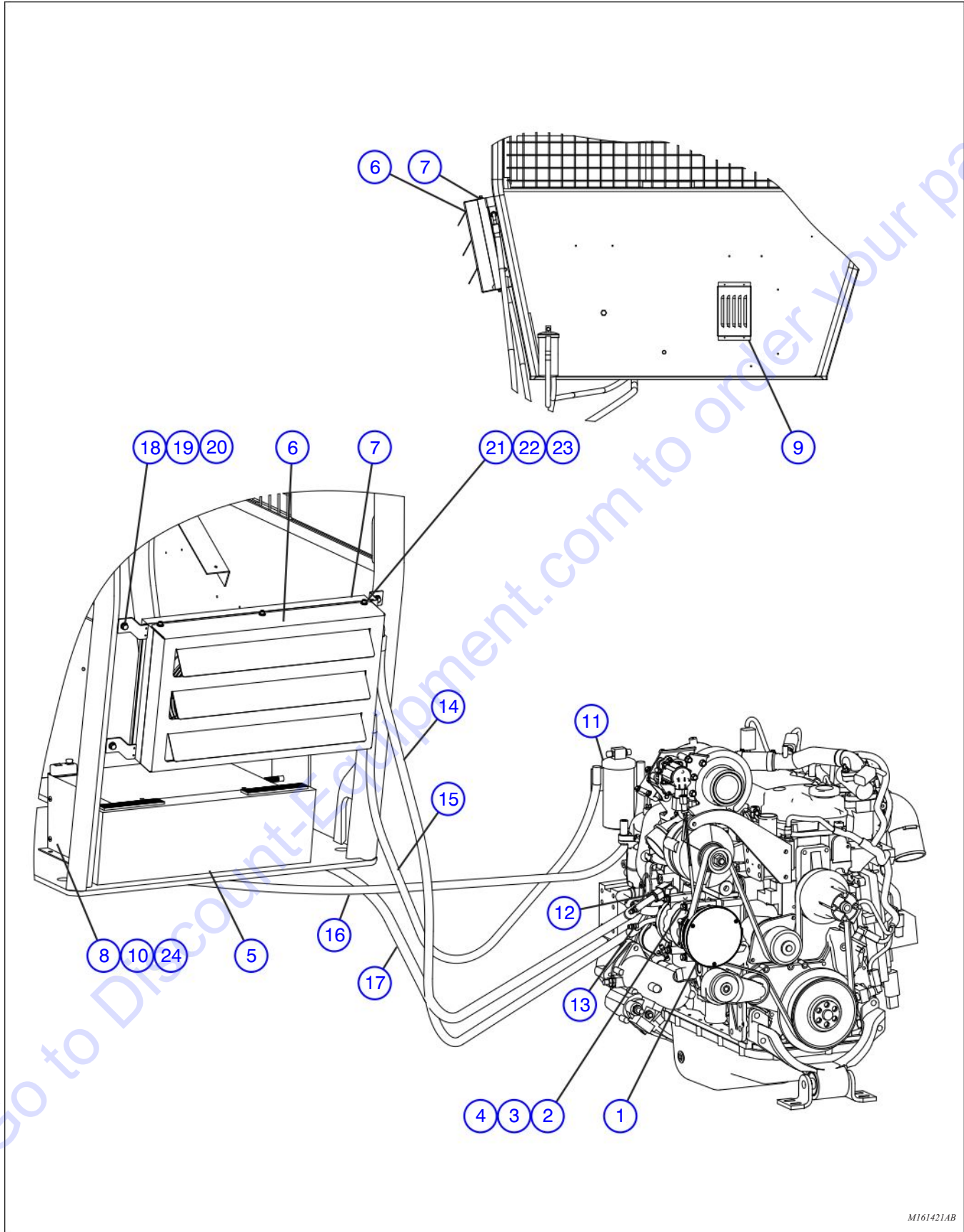


M401993

1.15 Cab Heater Assembly - Tier 3

Index No.	Skyjack Part No.	Qty.	Description
-	4-401993	1	ASSEMBLY, CAB HEATER
1	4-405007	2	• VENT, Ball louver
2	4-409111	-	• HOSE, Duct
3	4-409156	1	• HEATER UNIT, Cab
	4-414046	1	• • CASE, Heater
	4-414047	1	• • COVER, Heater
	4-409128	1	• • COIL, Heater
	4-414048	1	• • PLATE, Duct
	4-414049	1	• • FAN HOLDER, Duct plate
	4-414050	1	• • ASSEMBLY, Blower (3.0)
	4-406642	2	• • ADAPTER, Hose (2 1/2")
	4-408909	1	• • LOUVRE, Adjustable (3 1/2")
	4-404393	1	• • SWITCH, 3 speed
	4-404693	1	• • KNOB
4	4-411592	4	• CLAMP, Hose (5/16" band, 1/2" to 1 1/16")
5	4-407024	-	• HOSE, Cab heater
6	4-401657	1	• TUBE, Coolant painted
7	4-405617	1	• FITTING, Elbow NPT/JIC
8	4-401994	1	• NIPPLE, Male JIC
9	4-401436	1	• FITTING, Elbow (90° swivel, NPT)
10	4-406290	1	• ADAPTER, (MNPT to FNPT)
11	4-404281	1	• VALVE, Water shut-off
12	(Ref.)	-	ASSEMBLY, Cab (For components, refer to Section 3.7)
13	(Ref.)	-	ASSEMBLY, Engine (For components, refer to Section 1.1)

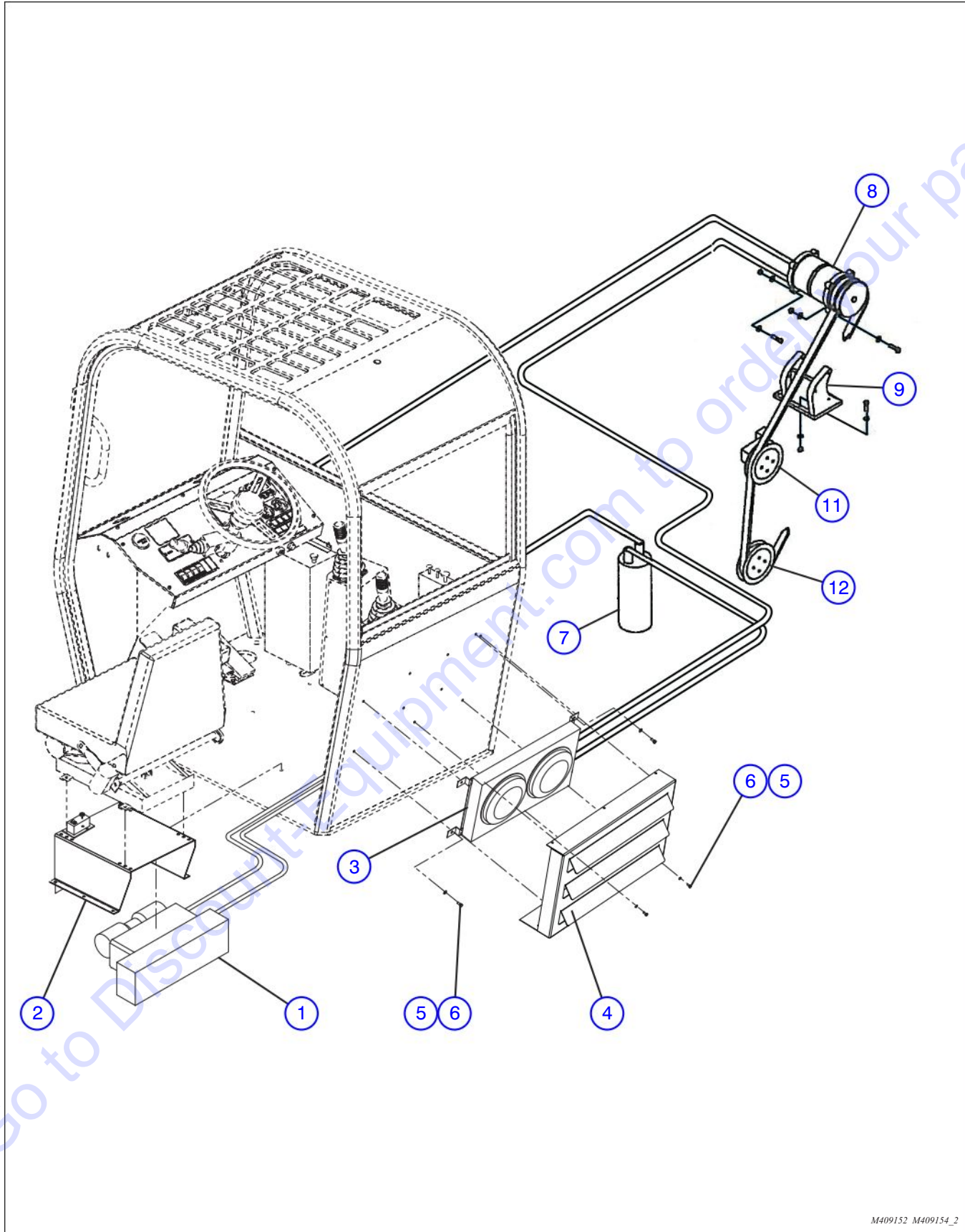
1.16 Air Conditioner and Electric Condenser Assembly - Tier 4i



M161421AB

Index No.	Skyjack Part No.	Qty.	Description
-	4-161421	1	ASSEMBLY, A/C Subgroup
1	4-161422	1	• COMPRESSOR, A/C
2	4-133232	4	• WASHER, Flat M8 DIN 125
3	4-116218	4	• WASHER, Lock M8-Plated DIN 127B
4	4-933788	4	• BOLT, Hex head M8 x 1.25 x 100mm GR8.8 ZP
5	4-409152	1	• ASSEMBLY, AIR CONDITIONING UNIT (12 V, Floor mount)
	4-414052	1	• • CASE, Bottom
	4-414053	1	• • COVER, Top
	4-414054	1	• • COIL, Evaporator
	4-414055	1	• • DUCT, Air
	4-414056	4	• • LOUVRE, Rectangular
	4-414050	1	• • ASSEMBLY, Blower (3.0)
	4-414057	1	• • VALVE, Expansion
	4-414058	1	• • THERMOSTAT, Preset
	4-414059	1	• • SWITCH MOUNT
	4-404393	1	• • SWITCH, 3 speed
	4-408839	1	• • SWITCH, Lighted (12 V, red)
	4-404693	1	• • KNOB
6	4-162957	1	• COVER, A/C Condenser
7	4-409154	1	• ASSEMBLY, ELECTRIC CONDENSER
	4-414060	1	• • SHROUD
	4-414061	1	• • COIL, Condenser
	4-407260	2	• • FAN, Pull (10")
	4-414062	4	• • BRACKET, Long
	4-414063	4	• • BRACKET, Short
	4-414064	1	• • BLOCK, Terminal
8	4-406668	1	• BOX, Seat (Special for AUX. A/C unit)
9	4-409159	1	• KIT, Filter mini horizontal
10	4-406671	1	• SCREEN, Protection for auxiliary A/C unit
-	4-161441	1	• KIT, Hose, A/C assembly
11	4-408704	1	• • DRIER, A/C unit
12	4-164139	1	• • COUPLER, #10 - 90° o-ring
13	4-167002	1	• • COUPLER, O-ring, #8 3/4" - 16 F - 3/4" - 16 M
14	4-166279	1	• • HOSE, Compressor to condenser
15	4-166280	1	• • HOSE, Condenser to drier
16	4-166281	1	• • HOSE, Drier to evaporator
17	4-166282	1	• • HOSE, Evaporator to compressor
18	4-103996	4	• WASHER, Flat 0.312
19	4-103404	4	• WASHER, Lock 0.312
20	4-103887	4	• BOLT, Hex head 0.312-18 x 0.750 GR5
21	4-103995	6	• WASHER, Flat 0.250
22	4-104000	6	• WASHER, Lock 0.250
23	4-411918	6	• CAP, Stainless 1/4" NC x 3/4" SOC HD
24	4-103965	4	• SCREW, Round head machine 0.25-20 x 0.750
25	4-163791	1	• HARNESS, A/C 10 AWG red (Not Shown)
26	4-163792	1	• HARNESS, A/C 14 AWG blue (Not Shown)
27	4-166088	1	• CHARGING, A/C system (Not Shown)
28	4-194931	1	• KIT, CONTROL CONSOLE (Not Shown)
29	4-194937	1	• HOSE GROMMET (Not Shown)
30	4-194941	1	• HOSE, Clear (Not Shown)
31	4-194943	1	• SWITCH, Binary (Not Shown)

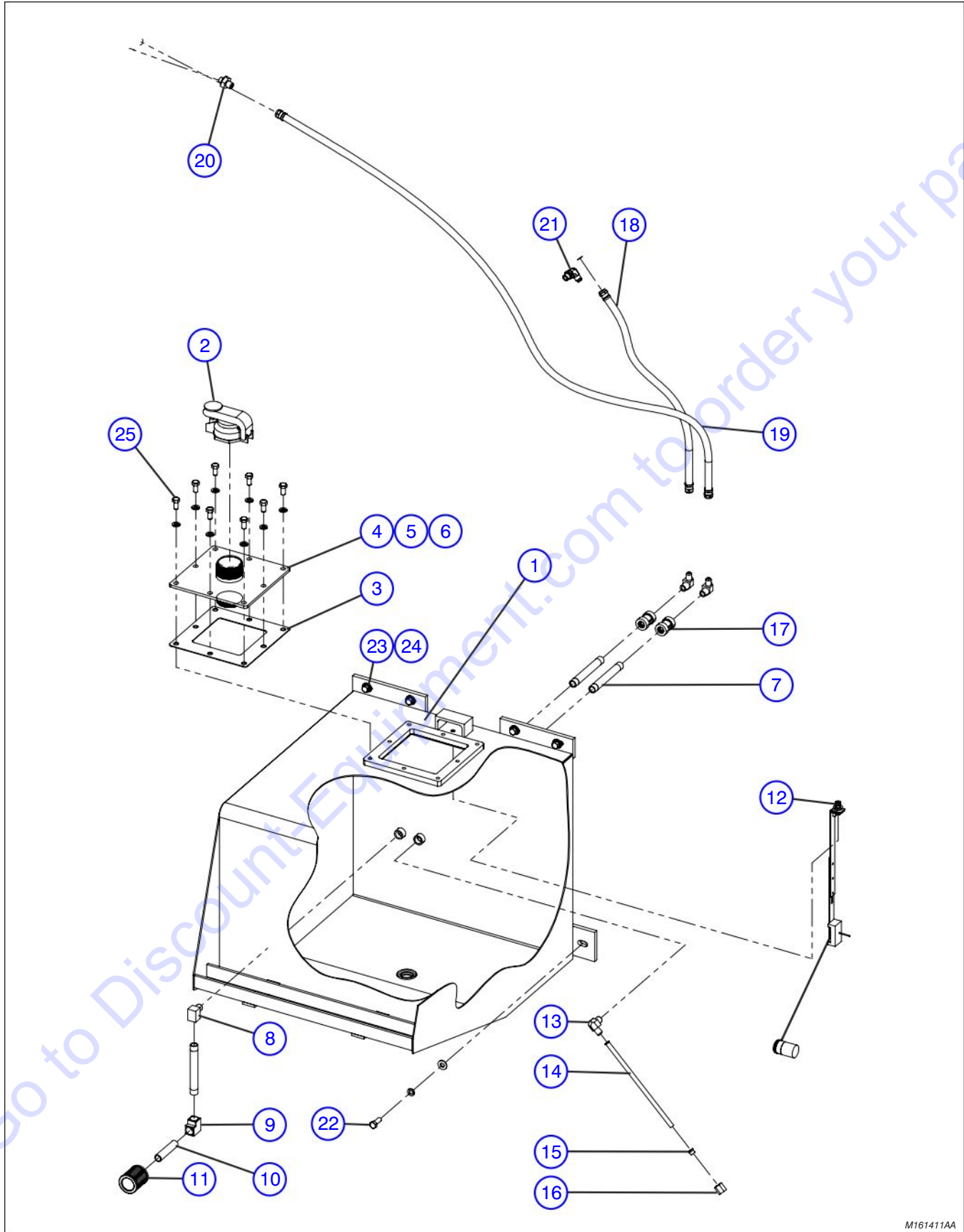
1.17 Air Conditioner and Electric Condenser Assembly - Tier 3



M409152 M409154_2

Index No.	Skyjack Part No.	Qty.	Description
1	4-409152	1	ASSEMBLY, AIR CONDITIONING UNIT (12 V, Floor mount)
	4-414052	1	• CASE, Bottom
	4-414053	1	• COVER, Top
	4-414054	1	• COIL, Evaporator
	4-414055	1	• DUCT, Air
	4-414056	4	• LOUVRE, Rectangular
	4-414050	1	• ASSEMBLY, Blower (3.0)
	4-414057	1	• VALVE, Expansion
	4-414058	1	• THERMOSTAT, Preset
	4-414059	1	• SWITCH MOUNT
	4-404393	1	• SWITCH, 3 speed
	4-408839	1	• SWITCH, Lighted (12 V, red)
	4-404693	1	• KNOB
2	4-406668	1	• BOX, Seat (Special for AUX. A/C unit)
3	4-409154	1	ASSEMBLY, ELECTRIC CONDENSER
	4-414060	1	• SHROUD
	4-414061	1	• COIL, Condenser
	4-407260	2	• FAN, Pull (10")
	4-414062	4	• BRACKET, Long
	4-414063	4	• BRACKET, Short
	4-414064	1	• BLOCK, Terminal
4	4-162957	1	• COVER, A/C Condenser
5	4-411680	10	• WASHER, Flat (5/16", zinc)
6	4-411962	10	• SCREW, Hex head cap (5/16" X 3/4", gr. 5 zinc)
7	4-408704	1	• DRIER, 20044 A/C unit
8	4-407964	1	• COMPRESSOR, TM-15, 12V 2GRV
9	4-409450	1	• MOUNT, Compressor
10	4-405044	1	• BELT, Drive
11	4-166492	1	• PULLEY, Idler
12	4-408910	1	• PULLEY, Cummins
-	4-166283	1	• HOSE (Compressor to Condenser) (Not Shown)
-	4-166284	1	• HOSE (Condenser to Drier) (Not Shown)
-	4-166285	1	• HOSE (Drier to Evaporator) (Not Shown)
-	4-166286	1	• HOSE (Evaporator to Compressor) (Not Shown)

1.18 Fuel Tank Assembly - Tier 4i

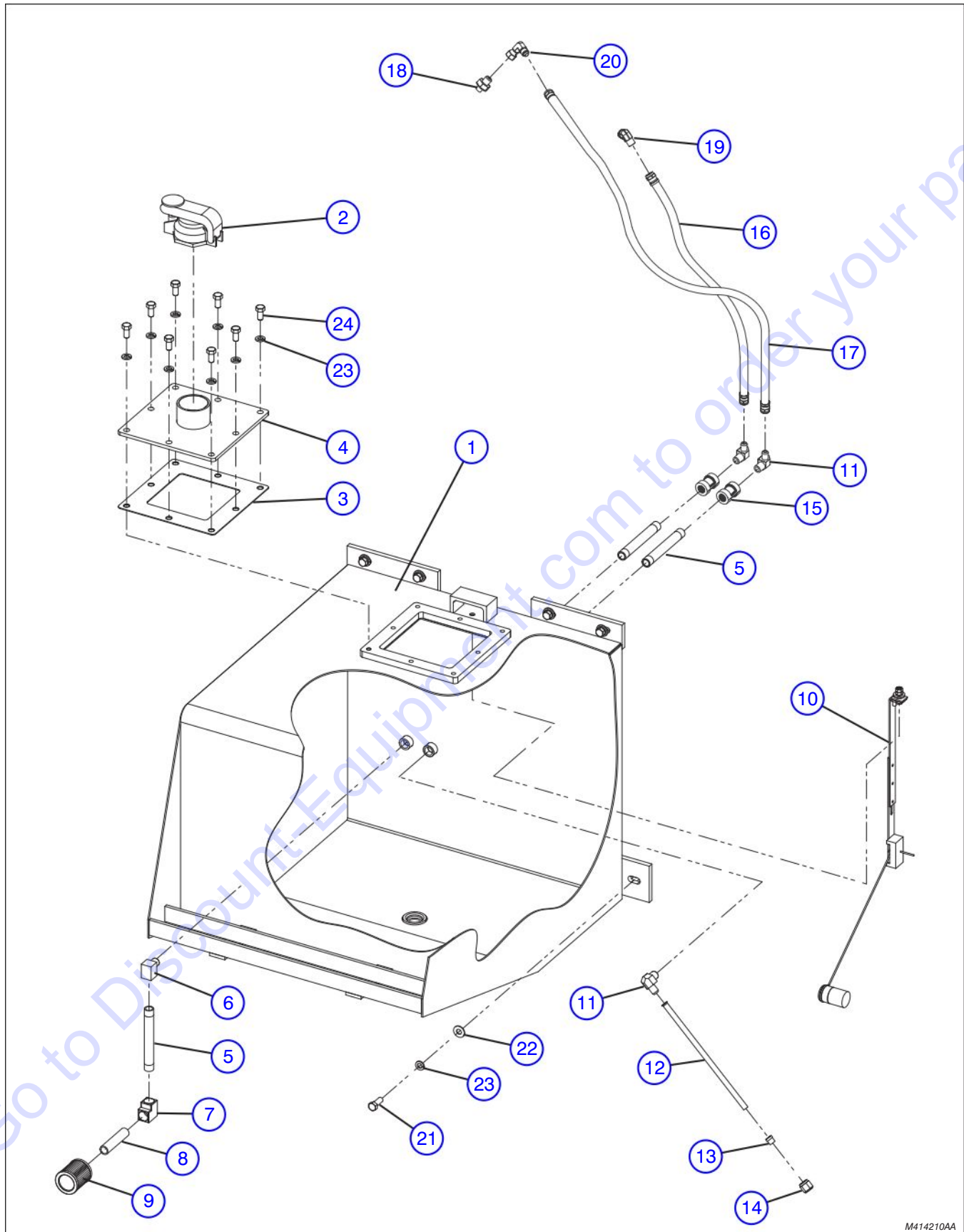


M161411AA

1.18 Fuel Tank Assembly - Tier 4i

Index No.	Skyjack Part No.	Qty.	Description
-	4-161411	1	ASSEMBLY, FUEL TANK
1	4-412876	1	• TANK, Fuel
2	4-404689	1	• CAP, Fuel tank filler
3	4-405252	1	• GASKET, Tank cover
4	4-412879	1	• WELDMENT, Fuel tank cover
5	4-405308	1	• • COVER, Fuel tank
6	4-161413	1	• • COUPLING, 2" NPT drilled
7	4-411630	3	• NIPPLE, (3/8" NPT 5" long)
8	4-413158	1	• ELBOW, Extruded 90° (3/8" pipe)
9	4-413149	1	• ELBOW, Brass 90° (3/8" pipe)
10	4-411629	1	• NIPPLE, (3/8" NPT 3" long)
11	4-412472	1	• ELEMENT, Filter
12	4-400723	1	• SENDER, Fuel (modified)
13	4-405632	3	• ADAPTER, 90° elbow 3/8" MNPT X 3/8" MJIC)
14	4-400751	1	• TUBE, Flared (3/8" OD)
15	4-409184	1	• SLEEVE
16	4-404708	1	• NUT, Tube (JIC)
17	4-414211	2	• COUPLER, Straight (3/8" NPT)
18	4-402754	1	• HOSE, Fuel line (DS rated)
19	4-164768	1	• HOSE, Fuel line (DS rated)
20	4-402756	1	• ADAPTER, Metric (MORB X MJIC)
21	4-162824	1	• FITTING, 90° (06 JICM-14mm ORBM)
22	4-411684	5	• BOLT, Hex cap (3/8" NC X 1" gr.5 zinc)
23	4-411694	5	• WASHER, Flat (3/8" zinc)
24	4-411693	13	• WASHER, Lock (3/8" zinc)
25	4-411683	8	• SCREW, Hex head cap (3/8"-16 X 3/4" NC gr.5)

1.19 Fuel Tank Assembly - Tier 3

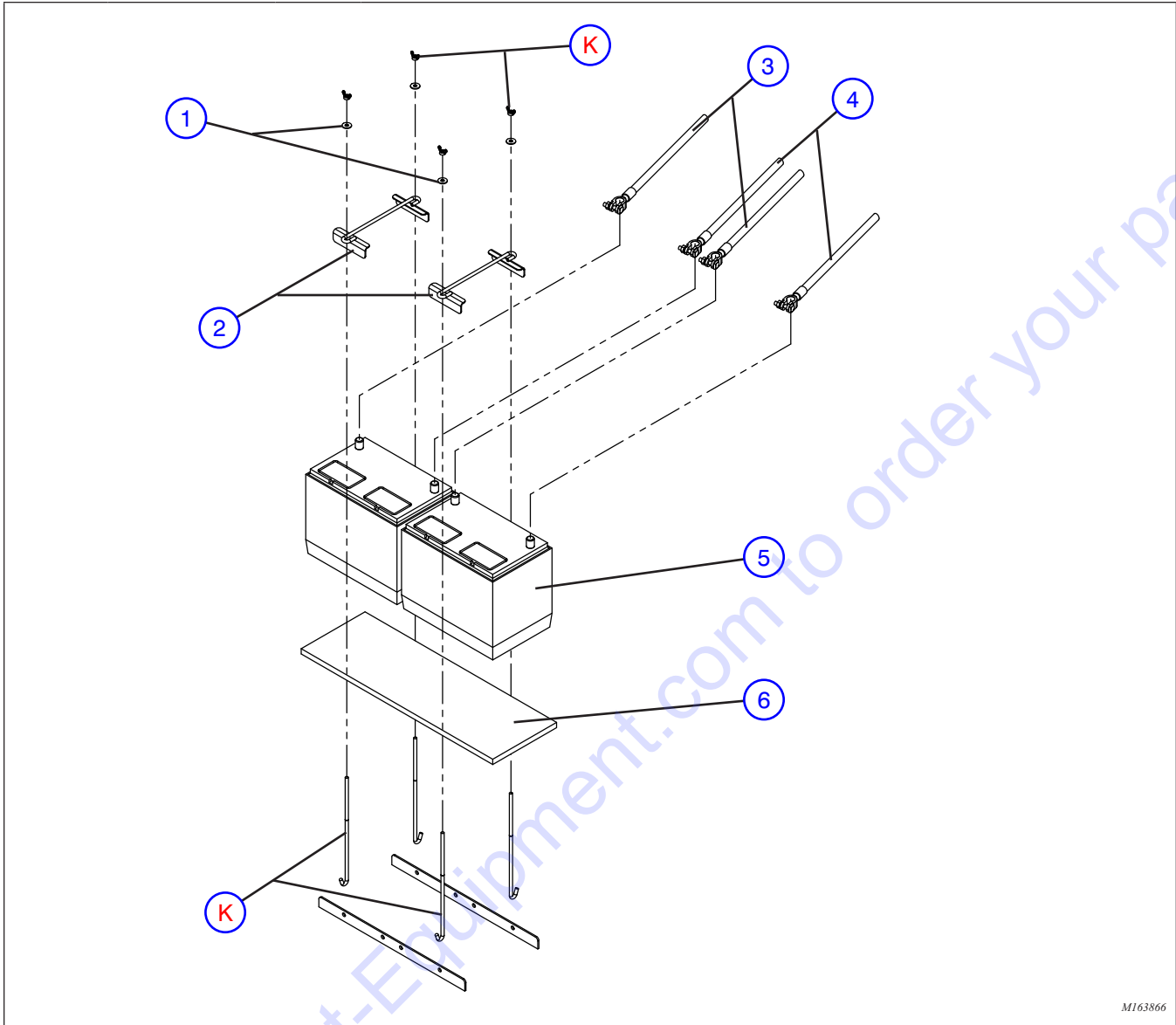


M414210AA

1.19 Fuel Tank Assembly - Tier 3

Index No.	Skyjack Part No.	Qty.	Description
-	4-414210	1	ASSEMBLY, FUEL TANK
1	4-412876	1	• TANK, Fuel
2	4-404689	1	• CAP, Fuel tank filler
3	4-405252	1	• GASKET, Tank cover
4	4-412879	1	• COVER, Fuel tank
5	4-411630	3	• NIPPLE, (3/8" NPT 5" long)
6	4-413158	1	• ELBOW, Extruded 90° (3/8" pipe)
7	4-413149	1	• ELBOW, Brass 90° (3/8" pipe)
8	4-411629	1	• NIPPLE, (3/8" NPT 3" long)
9	4-412472	1	• ELEMENT, Filter
10	4-400723	1	• SENDER, Fuel (modified)
11	4-405632	3	• ADAPTER, 90° elbow 3/8" MNPT X 3/8" MJIC)
12	4-400751	1	• TUBE, Flared (3/8" OD)
13	4-409184	1	• SLEEVE
14	4-404708	1	• NUT, Tube (JIC)
15	4-414211	2	• COUPLER, Straight (3/8" NPT)
16	4-402754	1	• HOSE, Fuel line (DS rated)
17	4-402755	1	• HOSE, Fuel line (DS rated)
18	4-402756	1	• ADAPTER, Metric (MORB X MJIC)
19	4-402757	1	• ADAPTER, Metric 90° elbow (MORB X MJIC)
20	4-402421	1	• ADAPTER, 90° swivel (37° flare)
21	4-411684	5	• BOLT, Hex cap (3/8" NC X 1" gr.5 zinc)
22	4-411694	5	• WASHER, Flat (3/8" zinc)
23	4-411693	13	• WASHER, Lock (3/8" zinc)
24	4-411683	8	• SCREW, Hex head cap (3/8"-16 X 3/4" NC gr.5)

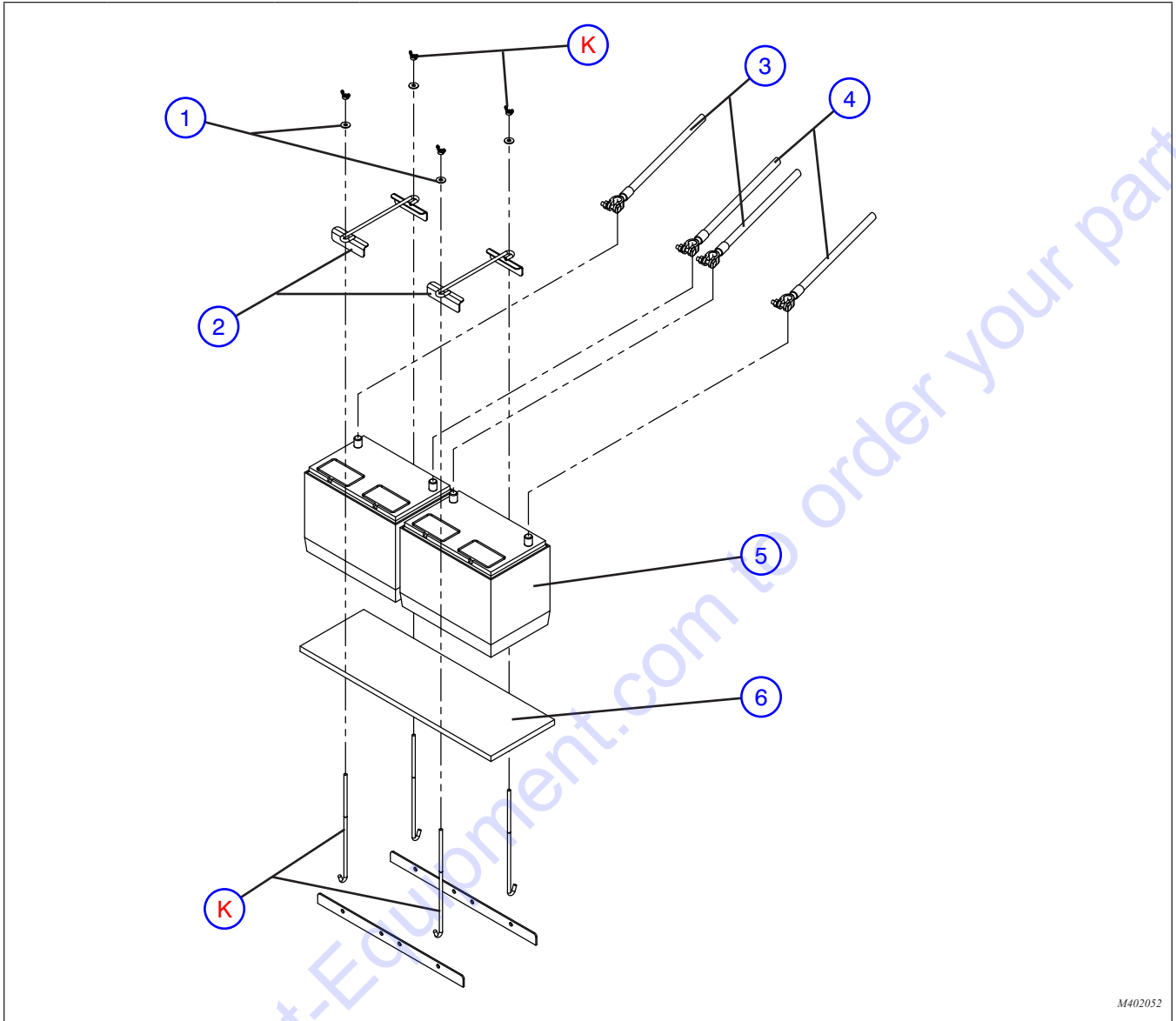
1.20 Dual Batteries Assembly - Tier 4i



M163866

Index No.	Skyjack Part No.	Qty.	Description
-	4-163866	-	DUAL BATTERIES ASSEMBLY
1	4-411667	4	• WASHER, Flat zinc (1/4")
2	4-401446	2	• CLAMP, Battery
3	4-163797	2	• CABLE, Battery, (-) 2/0 Black
4	4-163794	2	• CABLE, Battery, (+) 2/0 Red
5	4-144676	2	• BATTERY, 12 V, 925CCA 195 RC 12V post
7	4-166941	1	• CABLE, Battery ground
K	-	2	• KIT, Battery hold-down

1.21 Dual Batteries Assembly - Tier 3



M402052

Index No.	Skyjack Part No.	Qty.	Description
-	4-402052	-	DUAL BATTERIES ASSEMBLY
1	4-411667	4	• WASHER, Flat zinc (1/4")
2	4-401446	2	• CLAMP, Battery
3	4-400891	2	• CABLE, Battery, (-) 2/0 Black
4	4-400890	2	• CABLE, Battery, (+) 2/0 Red
5	4-406869	2	• BATTERY, 12 V, 925CCA
6	4-402049	1	• PLATE, Painted plywood (1/2" X 7 X 21")
K	-	2	• KIT, Battery hold-down

PARTS FINDER

**Search Website
by Part Number**



**Search Manual
Library For Parts
Manual & Lookup Part
Numbers – Purchase
or Request Quote**

Search Manuals

Enter your information to help us find the right parts manual for your machine.

* Brand:

* Model:

* Serial:

* Part Number:

SEARCH

**Can't Find Part or
Manual? Request Help
by Manufacturer,
Model & Description**

Parts Order Form

Please fill in the following information to help us find the right part for your machine.

Manufacturer:	<input type="text"/>
Model:	<input type="text"/>
Description:	<input type="text"/>
Part Number:	<input type="text"/>
Quantity:	<input type="text"/>
Notes:	<input type="text"/>

Submit

Discount-Equipment.com is your online resource for quality parts & equipment.

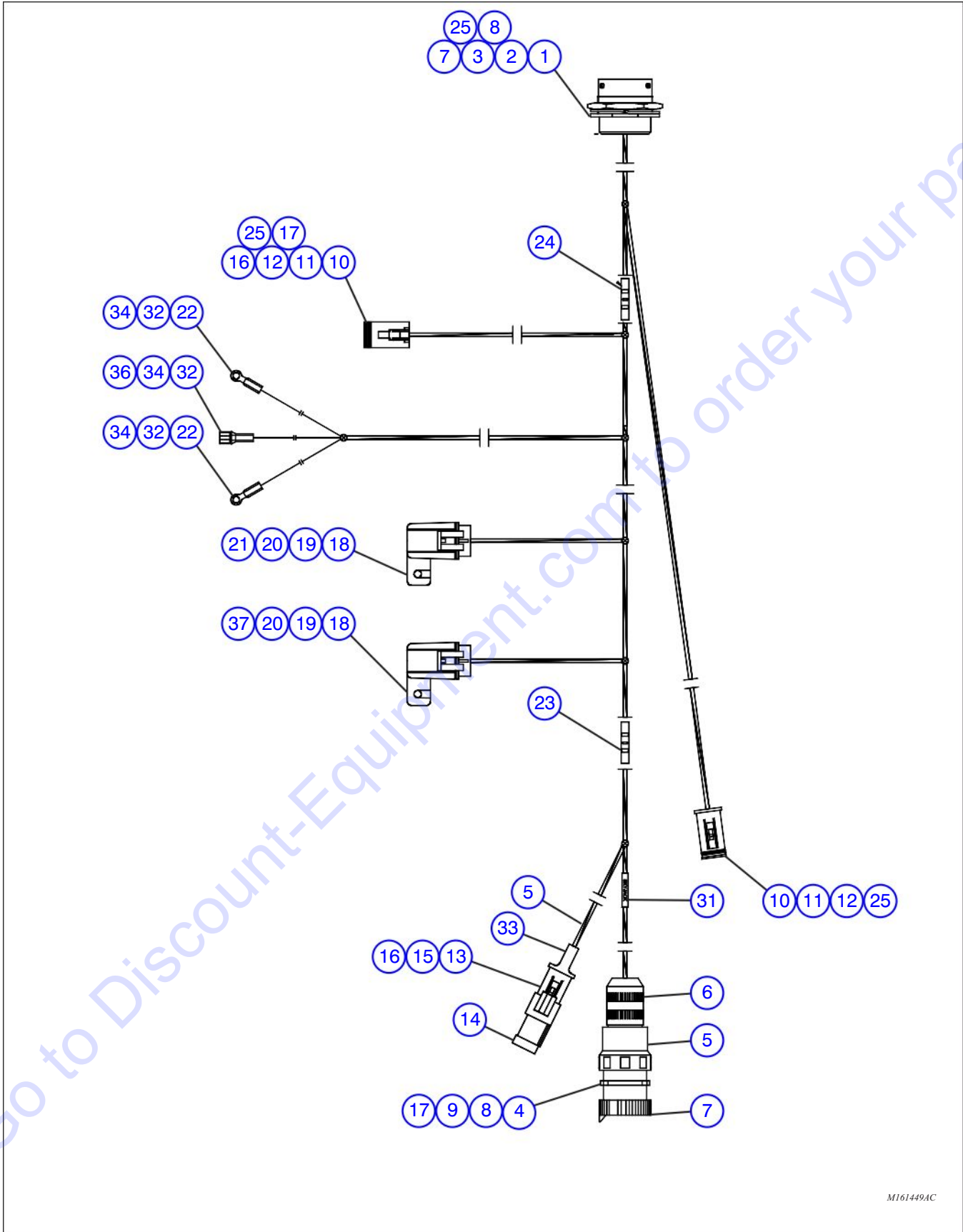
Florida: **561-964-4949** Outside Florida TOLL FREE: **877-690-3101**

Need parts?

Click on this link: <http://www.discount-equipment.com/category/5443-parts/> and choose one of the options to help get the right parts and equipment you are looking for. Please have the machine model and serial number available in order to help us get you the correct parts. If you don't find the part on the website or on one of the online manuals, please fill out the request form and one of our experienced staff members will get back to you with a quote for the right part that your machine needs.

We sell worldwide for the brands: Genie, Terex, JLG, MultiQuip, Mikasa, Essick, Whiteman, Mayco, Toro Stone, Diamond Products, Generac Magnum, Airman, Haulotte, Barreto, Power Blanket, Nifty Lift, Atlas Copco, Chicago Pneumatic, Allmand, Miller Curber, Skyjack, Lull, Skytrak, Tsurumi, Husquvarna Target, Stow, Wacker, Sakai, Mi-T-M, Sullair, Basic, Dynapac, MBW, Weber, Bartell, Bennar Newman, Haulotte, Ditch Runner, Menegotti, Morrison, Contec, Buddy, Crown, Edco, Wyco, Bomag, Laymor, EZ Trench, Bil-Jax, F.S. Curtis, Gehl Pavers, Heli, Honda, ICS/PowerGrit, IHI, Partner, Imer, Clipper, MMD, Koshin, Rice, CH&E, General Equipment, Amida, Coleman, NAC, Gradall, Square Shooter, Kent, Stanley, Tamco, Toku, Hatz, Kohler, Robin, Wisconsin, Northrock, Oztec, Toker TK, Rol-Air, APT, Wylie, Ingersoll Rand / Doosan, Innovatech, Con X, Ammann, Mecalac, Makinex, Smith Surface Prep, Small Line, Wanco, Yanmar

1.22 Cab Harness - Tier 4i

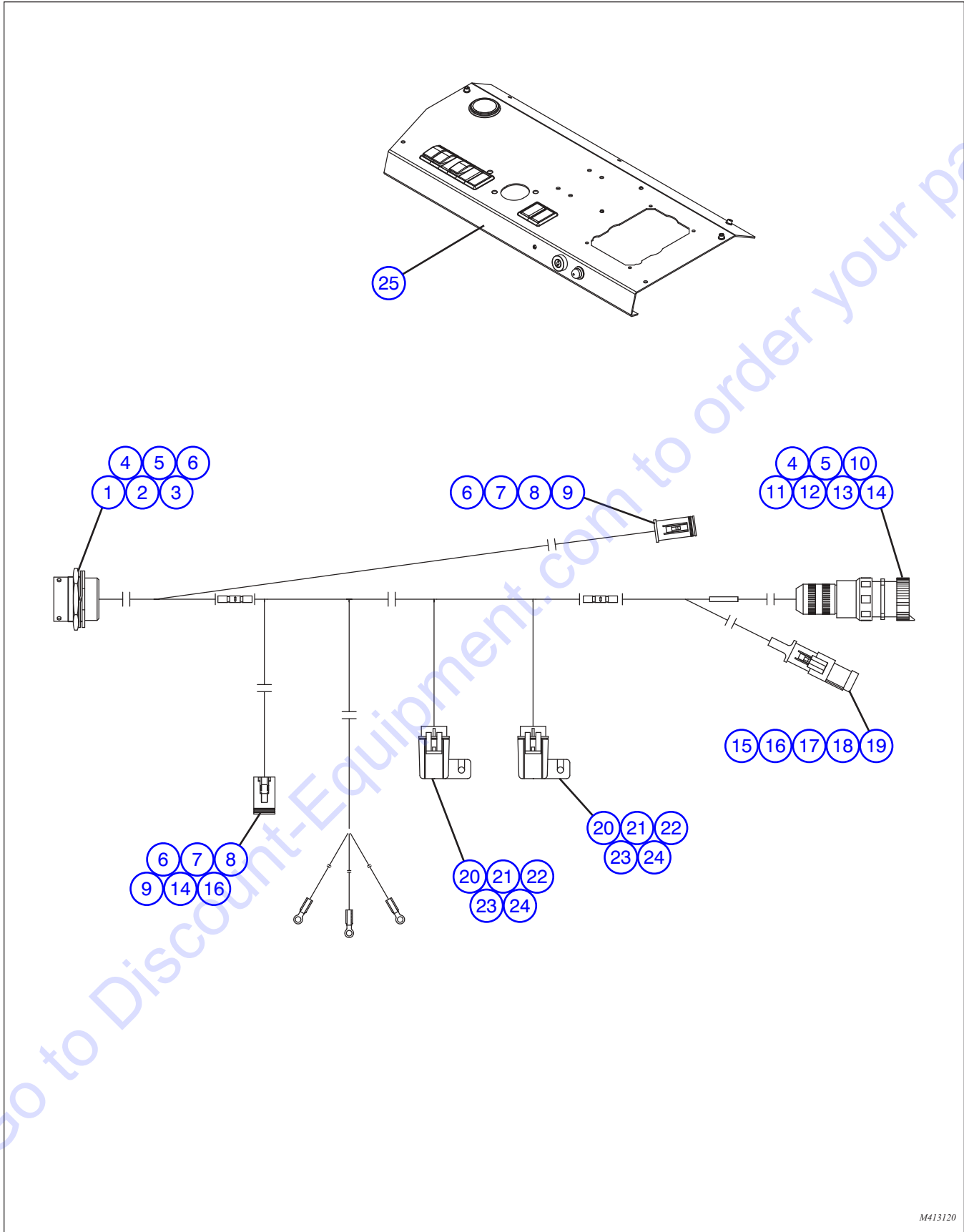


M161449AC

1.22 Cab Harness - Tier 4i

Index No.	Skyjack Part No.	Qty.	Description
-	4-161449	1	HARNESSES, Cab
1	4-156189	1	• CONNECTOR, Circular, 31-pin, male
2	4-157846	1	• JAM NUT, Circular connector
3	4-157874	1	• WASHER, Circular connector
4	4-156188	1	• CONNECTOR, Circular, 9-pin, male
5	4-157848	1	• BACKSHELL, Circular connector
6	4-157849	1	• COMPRESSION NUT, Circular connector
7	4-156191	1	• DUSTCAP, Circular connector
8	4-403286	16	• TERMINAL, 16-20 AWG, male
9	4-156156	6	• PIN (16-20 AWG), gold plated
10	4-156180	2	• CONNECTOR, Rectangular, 6-pin, female
11	4-156194	2	• WEDGE, Locking 6-pin
12	4-117591	8	• SOCKET, Connector contact, 16-20 AWG, female
13	4-156178	1	• CONNECTOR, 3-pin, female
14	4-156177	1	• CONNECTOR, 3-pin, male, J1939 terminating resistor
15	4-156193	1	• LOCKING WEDGE, 3-pin, blue
16	4-156153	6	• TERMINAL, 16-20 AWG, gold, female
17	4-117594	19	• PLUG, Sealing
18	4-157850	2	• CONNECTOR 2F, 630 M/P fuse holder
19	4-157851	4	• TERMINAL, Female, 2.0-1.0mm, 630 M/P pull-to-seat
20	4-156117	2	• COVER, Fuse, Metri pack 2-pin connector
21	4-156202	1	• FUSE, 5 amp
22	4-102936	3	• TERMINAL, Ring, 6-14 WG, 0.19 stud
23	4-102871	3	• SPLICE, Parallel
24	4-157894	1	• SPLICE, Butt 14-16 AWG to 18-22 AWG, insulated
25	4-156201	82	• CABLE, J1939
26	4-157876	1"	• SLEEVING, Heat-shrinkable, 0.38 diameter, white
27	4-157877	2"	• SLEEVING, Heat-shrinkable, 0.19 diameter, white
28	4-103370	A/R	• SLEEVING, Heat-shrinkable, sealing, 0.25-0.38 diameter, black
29	4-103368	A/R	• SLEEVING, Heat-shrinkable, sealing, 0.06-0.19 diameter, black
30	4-102892	2	• TIE WRAP, Cable, 5.6" black
31	4-105359	1	• TERMINAL, Blade, 14-16 AWG, 0.25 wide, female
32	4-156203	1	• FUSE, 10 amp

1.21 Cab Harness - Tier 3

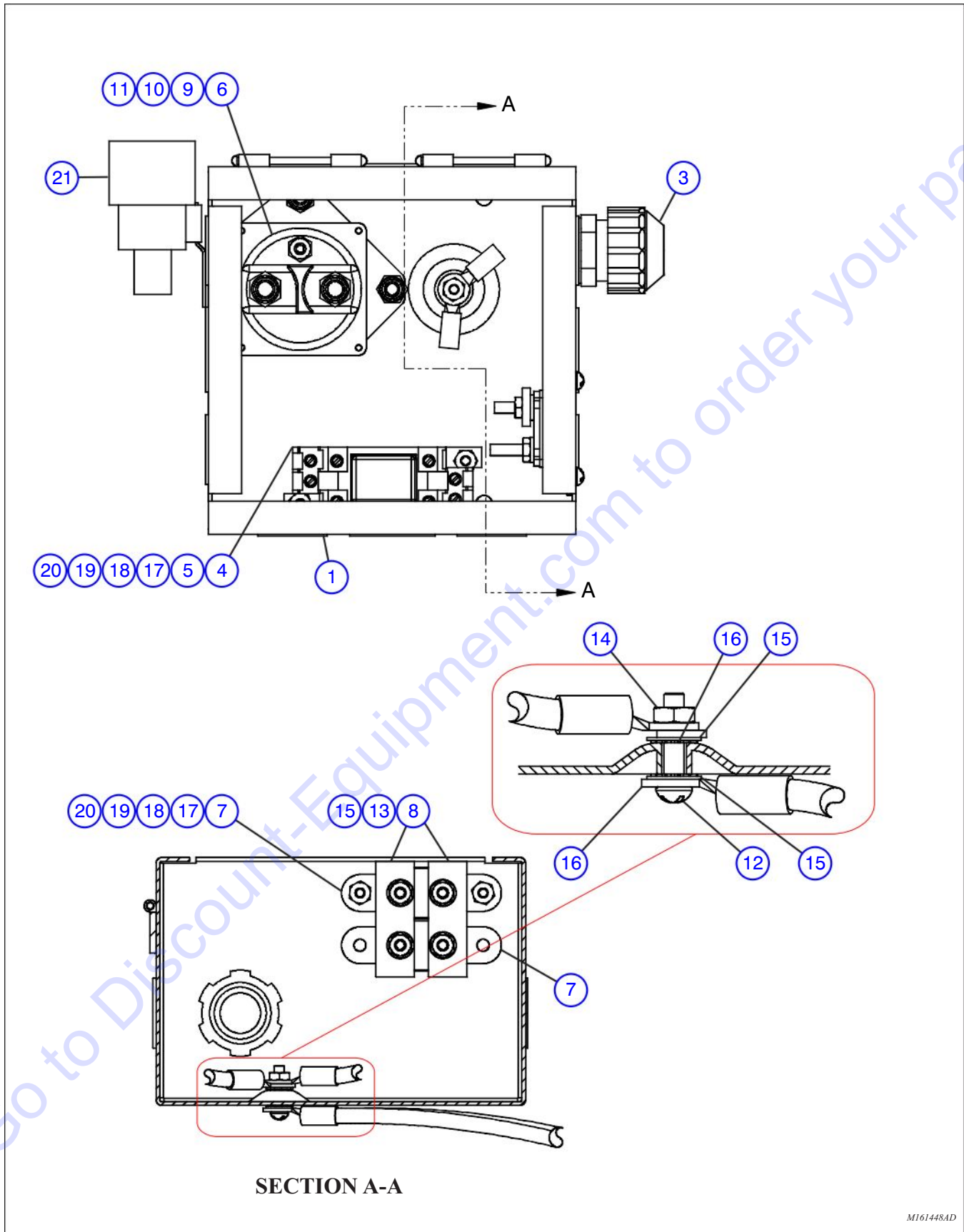


M413120

1.21 Cab Harness - Tier 3

Index No.	Skyjack Part No.	Qty.	Description
-	4-413120	-	HARNESS, CAB
1	4-156189	1	• CONNECTOR, Circular (3-pin male)
2	4-157846	1	• NUT, Jam (circular connector)
3	4-157847	1	• WASHER, (circular connector)
4	4-156191	1	• DUST CAP, Circular connector
5	4-156155	16	• TERMINAL, (16-20 AWG, male)
6	-	-	• CABLE, (J1939)
7	4-156180	2	• CONNECTOR, (rectangular, 6-pin, female)
8	4-156194	2	• WEDGE, Locking (6-pin)
9	4-117591	8	• TERMINAL, (16-20 AWG, female)
10	4-157848	1	• BACKSHELL, Circular connector
11	4-157849	1	• NUT, Compression (circular connector)
12	4-156188	1	• CONNECTOR, Circular (9-pin, male)
13	4-156156	6	• TERMINAL, (16-20 AWG, gold, male)
14	4-117594	19	• PLUG, Sealing
15	4-156177	1	• CONNECTOR, Terminating resistor (3-pin, male, J1939)
16	4-156153	6	• TERMINAL, (16-20 AWG, gold, female)
17	4-156193	1	• WEDGE, Locking (3-pin, blue)
18	4-156178	1	• CONNECTOR, (3-pin, female)
19	4-103370	-	• SLEEVING, Heat shrinkable sealing (0.25-0.38 DIA, black)
20	4-124369	2	• SEAL, METRI-PACK, green
21	4-156117	2	• COVER, Fuse, METRI-PACK (2-pin connector)
22	4-156202	2	• FUSE, (5 AMP)
23	4-157851	4	• TERMINAL, METRI-PACK (14-16 AWG, female)
24	4-157850	2	• CONNECTOR, METRI-PACK (2-pin, tower)
25	(Ref.)	-	PANEL, Dash instrument (For components, refer to Section 3.8)

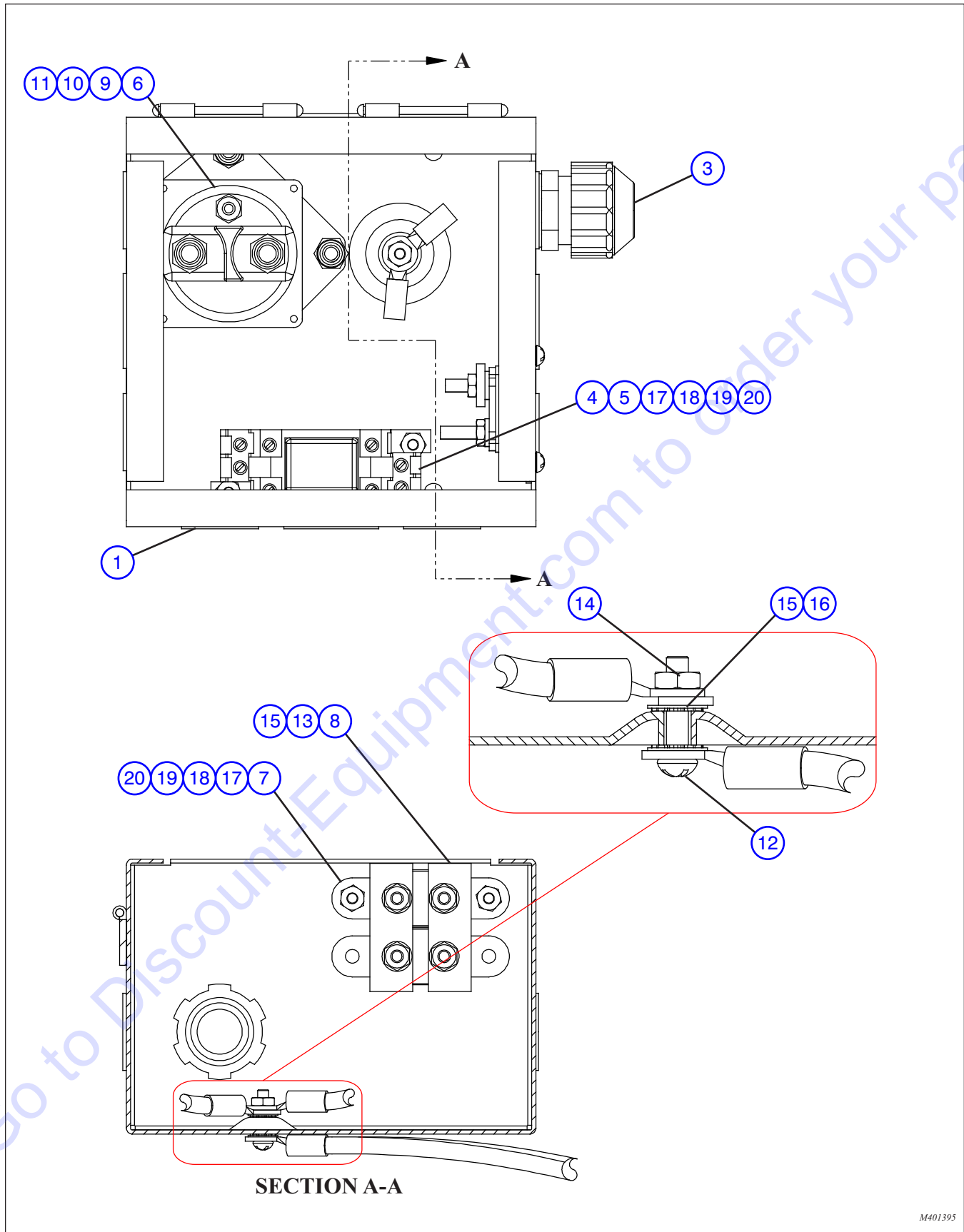
1.22 Junction Box - Tier 4i



1.22 Junction Box - Tier 4i

Index No.	Skyjack Part No.	Qty.	Description
-	4-161448	1	HARNESS, MAIN
1	4-401709	1	<ul style="list-style-type: none"> • BOX, Junction (6" X 6" X 4", modified) • HARNESS, Main wiring (For components, refer to Section 1.24) • CONNECTOR, Strain Relief (1/2") • SOCKET, Relay • RELAY, 12 VDC (DPDT) • SOLENOID, SPST-NO (12 VDC, 100 A) • CIRCUIT BREAKER, (50 A) • BAR, Bus (1 7/8" LG) • BOLT, Hex head (1/4"-20 X 1/2", gr.5) • NUT, Hex lock (1/4" - 20, gr.5) • WASHER, Flat (1/4", zinc) • BOLT, Machine (#10-32 X 3/4" LG) • NUT, K-Lock (#10-32. zinc) • NUT, Machine (#10-32, grade B) • WASHER, Flat (#10 SAE) • WASHER, Lock external tooth (#10) • SCREW, Pan head (#8-32 UNC X 5/8") • NUT, Hex head (#8-32, zinc) • WASHER, Flat (#8, SAE.) • WASHER, Lock (#8, NOM) • RELAY, 12V starter
2	(Ref.)	1	
3	4-103036	1	
4	4-157869	1	
5	4-157870	1	
6	4-157871	1	
7	4-408529	2	
8	4-157884	2	
9	4-103855	2	
10	4-115649	2	
11	4-103995	2	
12	4-104698	1	
13	4-130017	4	
14	4-104003	1	
15	4-104694	6	
16	4-157883	2	
17	4-116192	4	
18	4-103986	4	
19	4-103991	4	
20	4-112249	4	
21	4-156200	1	

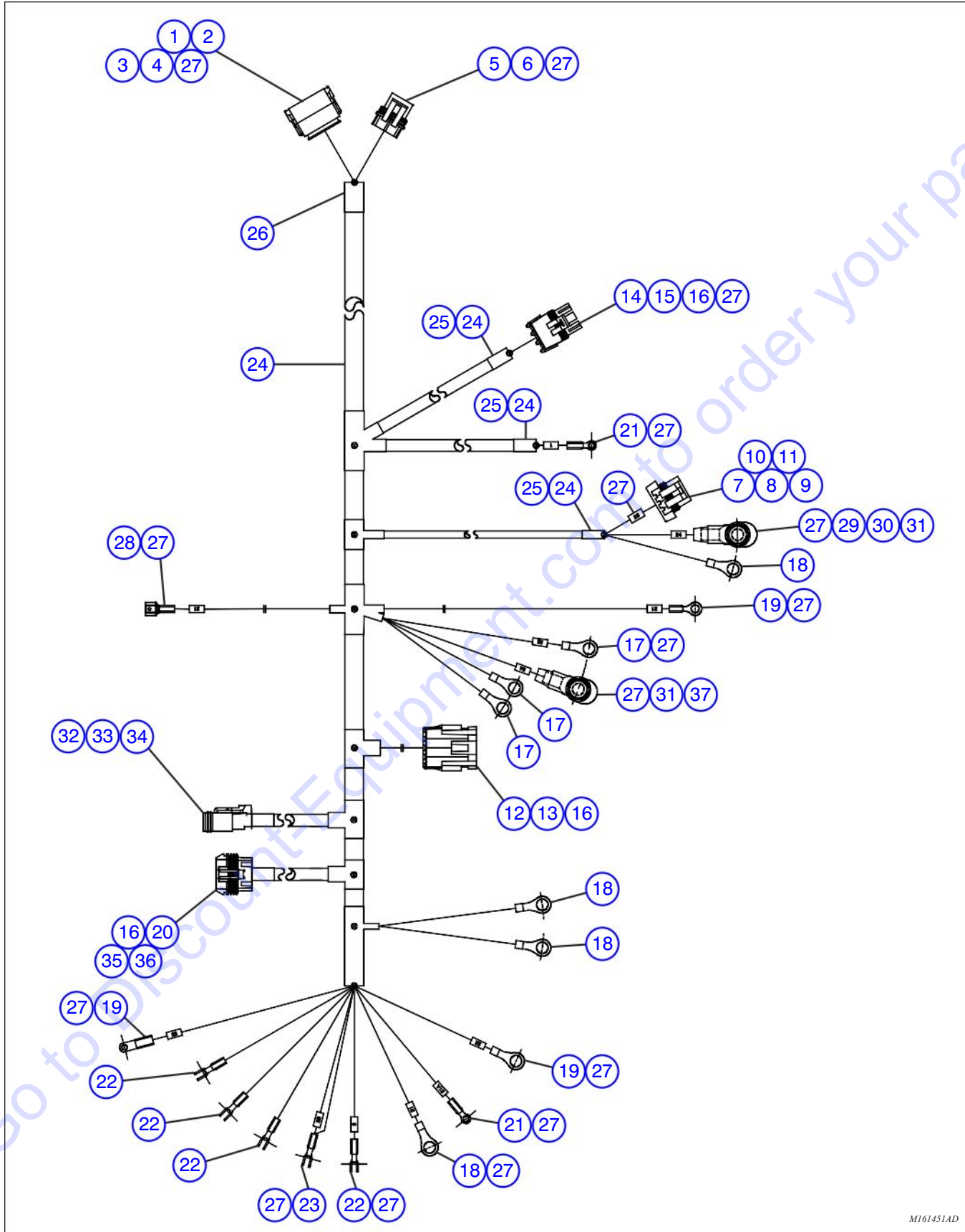
1.23 Junction Box - Tier 3



1.23 Junction Box - Tier 3

Index No.	Skyjack Part No.	Qty.	Description
-	4-401395	1	HARNES, MAIN
1	4-401709	1	<ul style="list-style-type: none"> • BOX, Junction (6" X 6" X 4", modified) • HARNES, Main wiring (For components, refer to Section 1.25) • CONNECTOR, Strain Relief (1/2") • SOCKET, Relay • RELAY, 12 VDC (DPDT) • SOLENOID, SPST-NO (12 VDC, 100 A) • CIRCUIT BREAKER, (50 A) • BAR, Bus (1 7/8" LG) • BOLT, Hex head (1/4"-20 X 1/2", gr.5) • NUT, Hex lock (1/4" - 20, gr.5) • WASHER, Flat (1/4", zinc) • BOLT, Machine (#10-32 X 3/4" LG) • NUT, K-Lock (#10-32. zinc) • NUT, Machine (#10-32, grade B) • WASHER, Flat (#10 SAE) • WASHER, Lock external tooth (#10) • SCREW, Pan head (#8-32 UNC X 5/8") • NUT, Hex head (#8-32, zinc) • WASHER, Flat (#8, SAE.) • WASHER, Lock (#8, NOM)
2	(Ref.)	1	
3	4-103036	1	
4	4-157869	1	
5	4-157870	1	
6	4-157871	1	
7	4-408529	2	
8	4-157884	2	
9	4-103855	2	
10	4-115649	2	
11	4-103995	2	
12	4-104698	1	
13	4-130017	4	
14	4-104003	1	
15	4-104694	6	
16	4-157883	2	
17	4-116192	4	
18	4-103986	4	
19	4-103991	4	
20	4-112249	4	

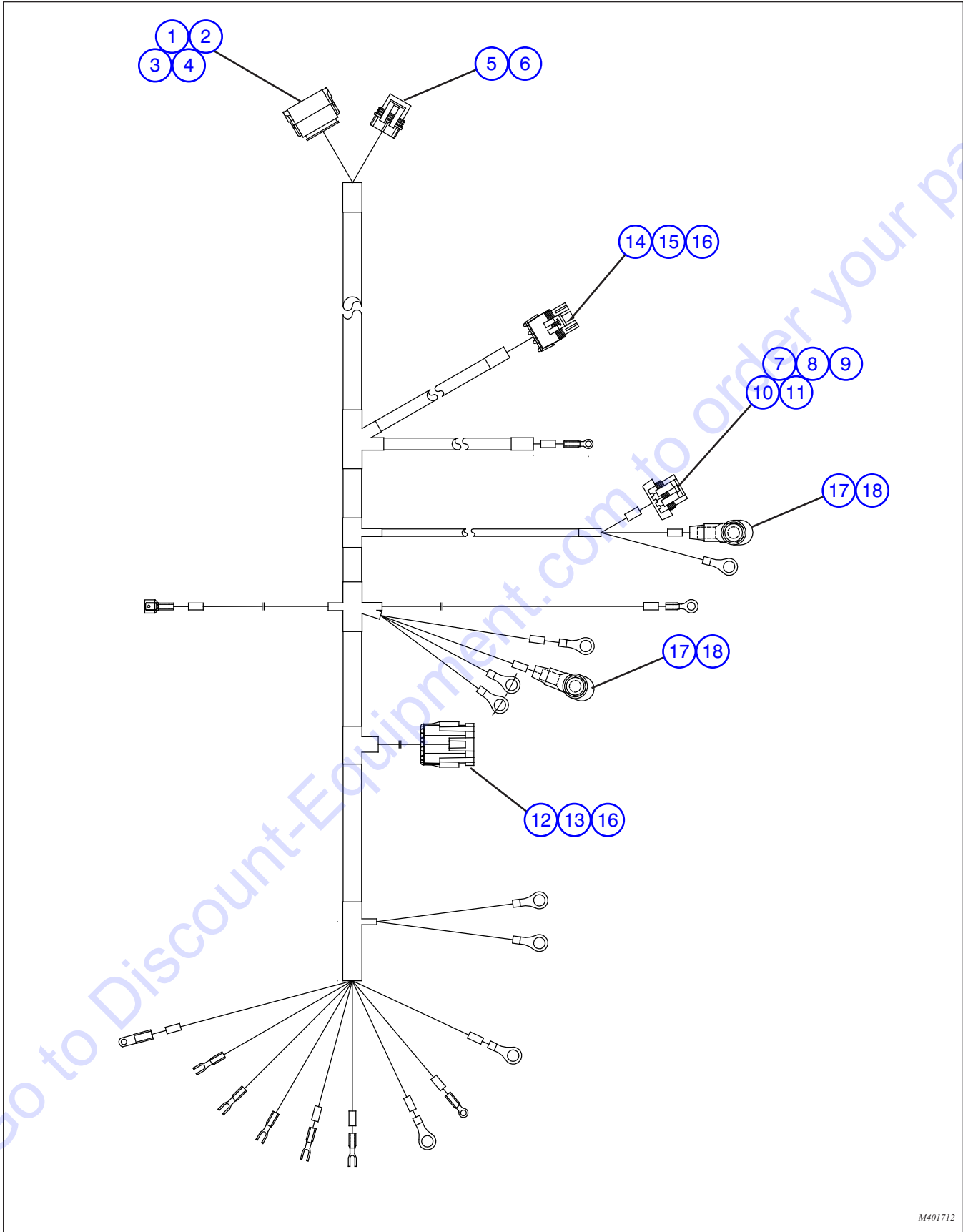
1.24 Main Wiring Harness - Tier 4i



M161451AD

Index No.	Skyjack Part No.	Qty.	Description
-	4-161451	1	HARNESS, MAIN WIRING
1	4-410570	1	• CONNECTOR, (12-pin receptacle)
2	4-117593	7	• TERMINAL, (16-18 AWG female)
3	4-412751	1	• WEDGE, Locking (12-pin receptacle)
4	4-117594	5	• PLUG, Sealing (12-16 AWG)
5	4-157850	1	• CONNECTOR, METRI-PACK (630, 2-pin, female)
6	4-156118	2	• TERMINAL, METRI-PACK (630, 10 AWG, female)
7	4-157854	1	• CONNECTOR, METRI-PACK (150, 4-pin, female)
8	4-124365	1	• TERMINAL, METRI-PACK (150, 18 AWG, female)
9	4-156125	3	• PLUG, Sealing (mETRI-PACK 150)
10	4-156146	1	• SEAL, METRI-PACK (150, 4-pin)
11	4-157855	1	• LOCK, METRI-PACK (150, 4-pin)
12	4-157844	1	• CONNECTOR, (4M W/P)
13	4-156139	4	• TERMINAL, Weather-pack (14-16 AWG, male)
14	4-156114	1	• CONNECTOR, Weather-pack (3-pin, male)
15	4-156137	3	• TERMINAL, Weather-pack (14-16 AWG female)
16	4-124369	12	• SEAL, Wire (16-12 AWG, green)
17	4-108172	3	• TERMINAL (10-12 AWG, 3/8" ring, yellow)
18	4-102942	5	• TERMINAL (10-12 AWG, 1/4" ring, yellow)
19	4-108171	5	• TERMINAL (10-12 AWG, #10 ring, yellow)
20	4-156133	1	• TPA
21	4-102936	3	• TERMINAL (14-16 AWG, #10 ring, blue)
22	4-157880	4	• TERMINAL (14-16 AWG, #8 lock fork, blue)
23	4-157879	2	• TERMINAL (10-12 AWG, #8 lock fork, yellow)
24	4-157878	220	• BRAID, 1/4" - 3/4" diameter, black
25	4-157874	21	• HEATSHRINK, Adhesive-lined, 3/8" diameter, black
26	4-157882	5	• HEATSHRINK, Adhesive-lined, 1" diameter, black
27	4-157877	25	• HEATSHRINK, 3/16" diameter, white
28	4-105360	1	• TERMINAL, Male 14-16 gauge x 1/4", full insulation
29	4-102947	1	• TERMINAL (6 AWG 3/8 dia.)
30	4-103147	55	• WELDING CABLE, 6 guage
31	4-413893	2	• TERMINAL, Boot (8-2 GA)
32	4-117597	1	• CONNECTOR PLUG (2-pin)
33	4-117591	2	• CONNECTOR, Contract socket (16-18)
34	4-117599	1	• CONNECTOR PLUG (2-pin wedge)
35	4-156132	1	• CONNECTOR, 5F, 280 M/P
36	4-156142	4	• TERMINAL, Metri-pack (280)
37	4-163813	1	• TERMINAL, Ring, 6GA, stud

1.25 Main Wiring Harness - Tier 3

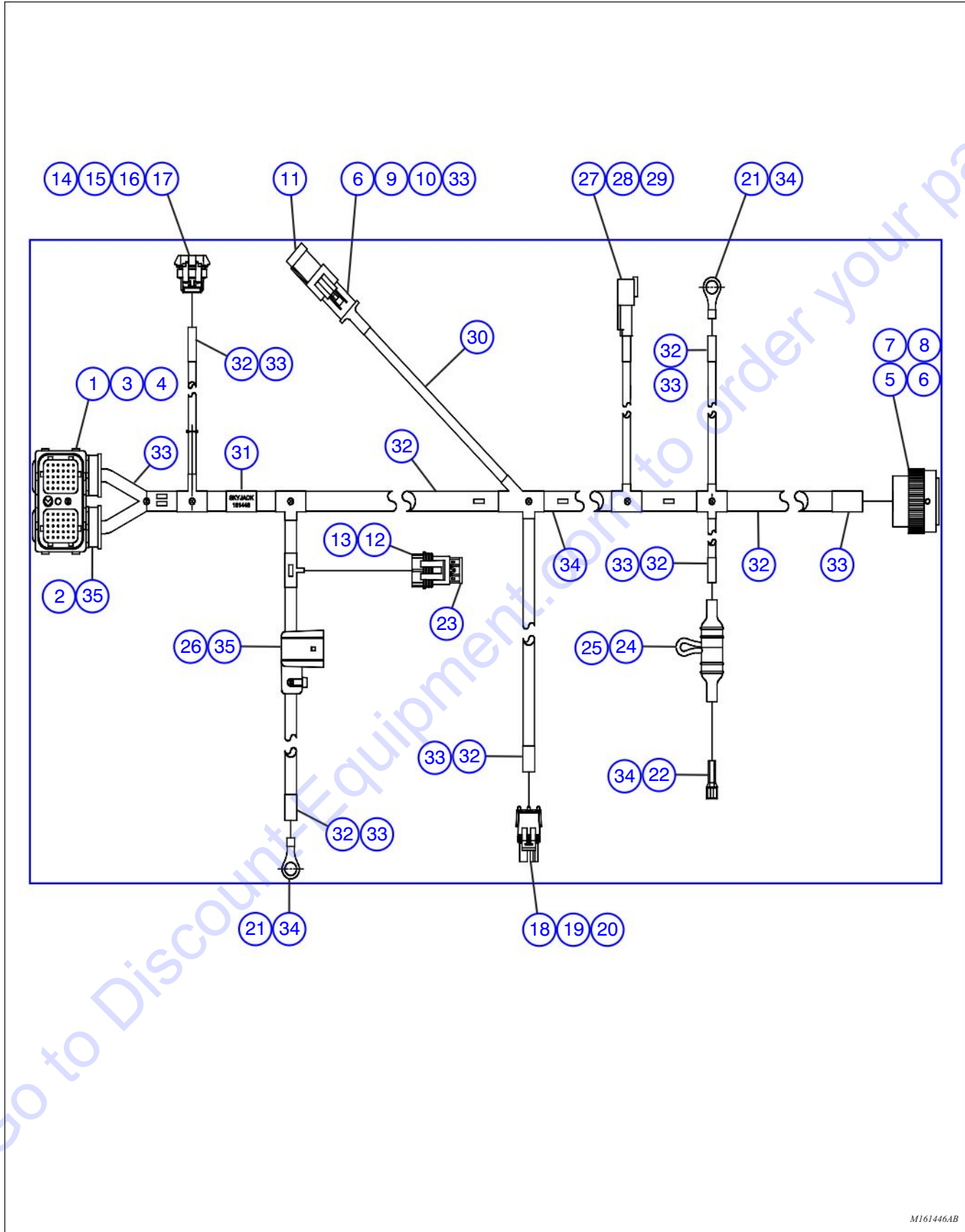


M401712

1.25 Main Wiring Harness - Tier 3

Index No.	Skyjack Part No.	Qty.	Description
-	4-401712	1	HARNES, MAIN WIRING
1	4-410570	1	• CONNECTOR, (12-pin receptacle)
2	4-117593	7	• TERMINAL, (16-18 AWG female)
3	4-412751	1	• WEDGE, Locking (12-pin receptacle)
4	4-117594	5	• PLUG, Sealing (12-16 AWG)
5	4-157850	1	• CONNECTOR, METRI-PACK (630, 2-pin, female)
6	4-156118	2	• TERMINAL, METRI-PACK (630, 10 AWG, female)
7	4-157854	1	• CONNECTOR, METRI-PACK (150, 4-pin, female)
8	4-124365	1	• TERMINAL, METRI-PACK (150, 18 AWG, female)
9	4-156125	3	• PLUG, Sealing (METRI-PACK 150)
10	4-156146	1	• SEAL, METRI-PACK (150, 4-pin)
11	4-157855	1	• LOCK, METRI-PACK (150, 4-pin)
12	4-157844	1	• CONNECTOR, (4M W/P)
13	4-156139	4	• TERMINAL, Weather-pack (14-16 AWG, male)
14	4-156114	1	• CONNECTOR, Weather-pack (3-pin, male)
15	4-156137	3	• TERMINAL, Weather-pack (14-16 AWG female)
16	4-124369	7	• SEAL, Wire (16-12 AWG, green)
17	4-102947	2	• TERMINAL (6 AWG 3/8 dia.)
18	4-413893	2	• TERMINAL, Boot (8-2 GA)

1.26 Engine Harness - Tier 4i

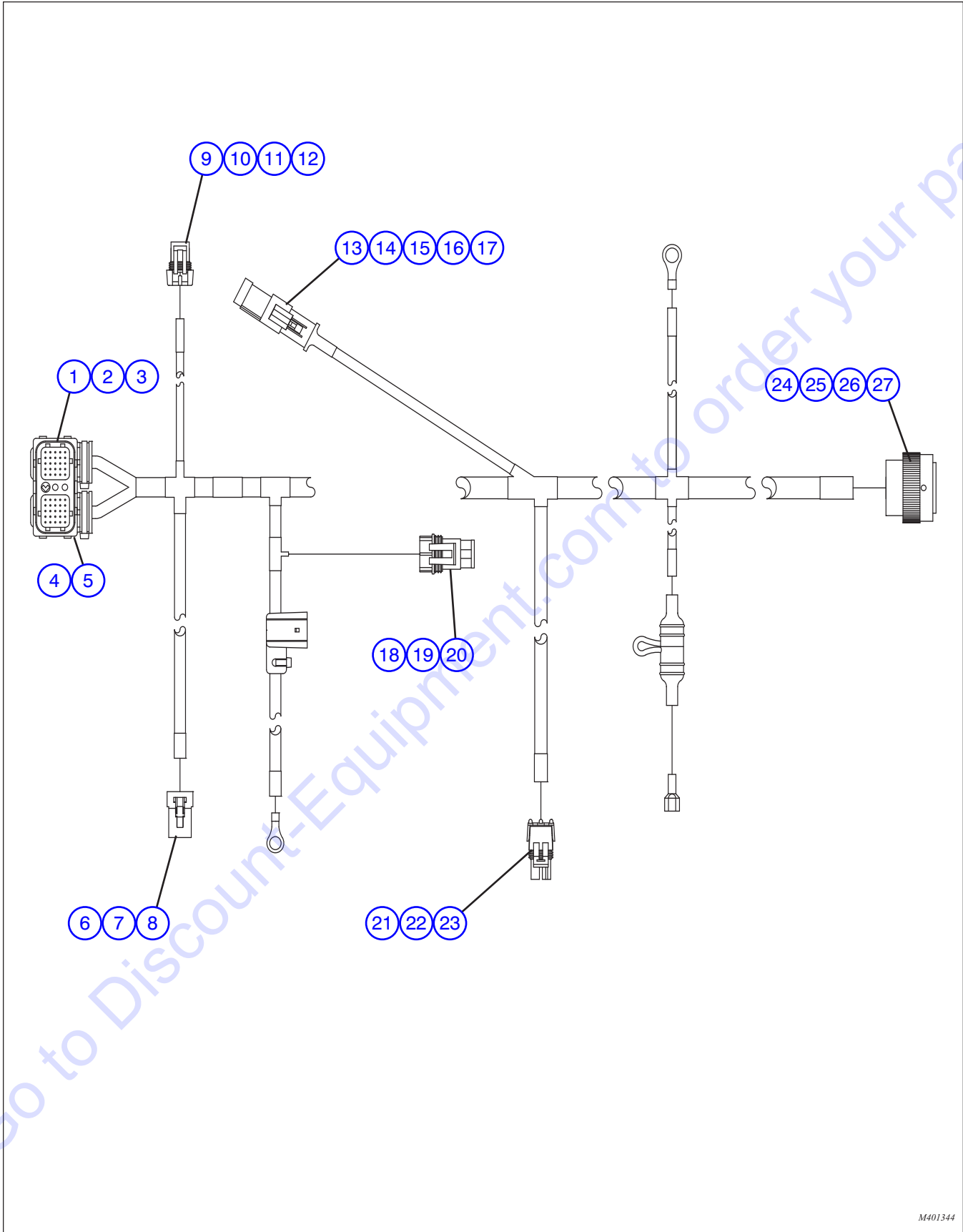


M161446AB

1.26 Engine Harness - Tier 4i

Index No.	Skyjack Part No.	Qty.	Description
-	4-161446	-	HARNES, Engine, QSB4.5
1	4-162854	1	• CONNECTOR, Rectangular, 60-pin, female
2	4-162856	1	• BACKSHELL, 90°, 60-pin connector
3	4-156154	23	• SOCKET (18-24 AWG), gold plated
4	4-156152	37	• PLUG, Seal, size 20
5	4-156190	1	• CONNECTOR, Circular, 31-pin, female
6	4-403288	14	• TERMINAL, Size 16, 16-20 AWG, female
7	4-157859	3	• TERMINAL, Size 12, 12-14 AWG, female
8	4-117594	18	• PLUG, Sealing, size 12-16
9	4-156178	1	• CONNECTOR, 3-pin, female
10	4-156193	1	• WEDGE, 3-pin, female
11	4-156177	1	• CONNECTOR, Terminating, 3-pin, SAE J1939, 120 OHM
12	4-157850	1	• CONNECTOR, Metri-pack 630, 2-pin, female
13	4-156118	2	• TERMINAL, Metri-pack 630, 14 AWG, female
14	4-156131	1	• CONNECTOR, Metri-pack 150, 18 AWG, female
15	4-124365	3	• TERMINAL, Metri-pack 150, 18 AWG, female
16	4-156146	3	• PLUG, Sealing, Metri-pack 150
17	4-156124	1	• LOCK, Metri-pack 2-pin connector
18	4-124036	1	• CONNECTOR, Weather pack, 2-pin, female
19	4-156137	2	• TERMINAL, Weather pack, 14-16 AWG, female
20	4-124369	2	• CABLE SEAL, 14-16 AWG, green
21	4-108172	2	• TERMINAL, Ring, 10-12 AWG, 3/8" stud
22	4-105359	1	• TERMINAL, Blade, 14-16 AWG, 1/4" wide, female
23	4-156164	1	• FUSE, 32 V, 30 A, green, ATO autofuse
24	4-163789	1	• FUSE, 1-1/4" x 1/4", glass, 125 V, 5 A
25	4-163790	1	• FUSEHOLDER, 32 V, 30 A, rubber, yellow
26	4-156117	1	• COVER, Fuseholder, Metri-pack 630
27	4-117596	1	• CONNECTOR, Receptacle 2-pin
28	4-117590	2	• CONNECTOR, Contact pin 16-18
29	4-117598	1	• CONNECTOR, Receptacle 2-pin wedge
30	4-156201	162	• CABLE, 3-conductor, 18 AWG
31	4-157876	1"	• HEATSHRINK, 3/8" diameter, white
32	4-163798	A/R	• CABLE JACKET, braided, expandable, flame retardant
33	4-103370	4"	• SLEEVING, Heat-shrinkable, sealing, 0.25"-0.38" diameter, black
34	4-103368	2"	• SLEEVING, Heat-shrinkable, sealing, 0.06"-0.19" diameter, black
35	4-102892	3	• CABLE TIE, 0.142 wide, black

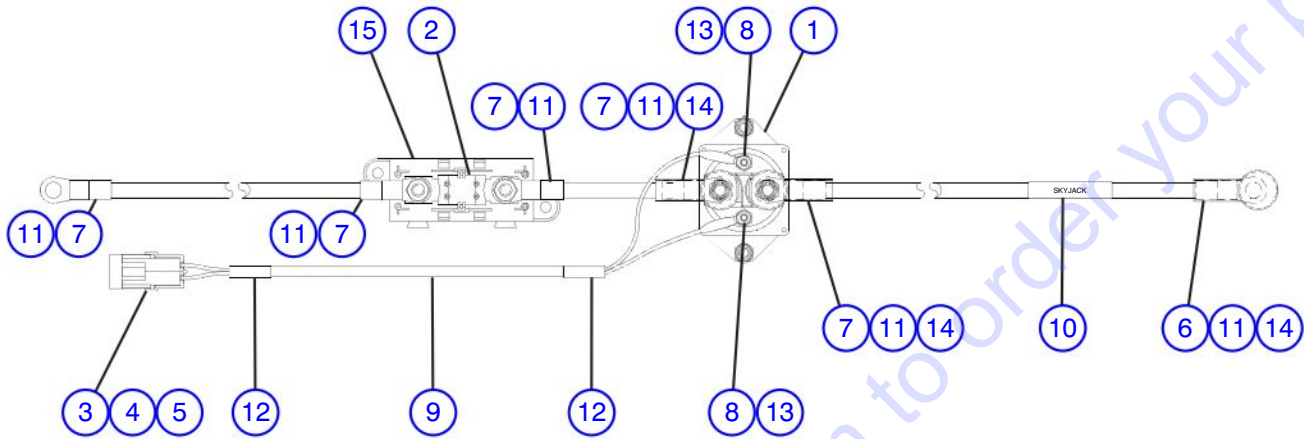
1.27 Engine Harness - Tier 3



M401344

1.27 Engine Harness - Tier 3

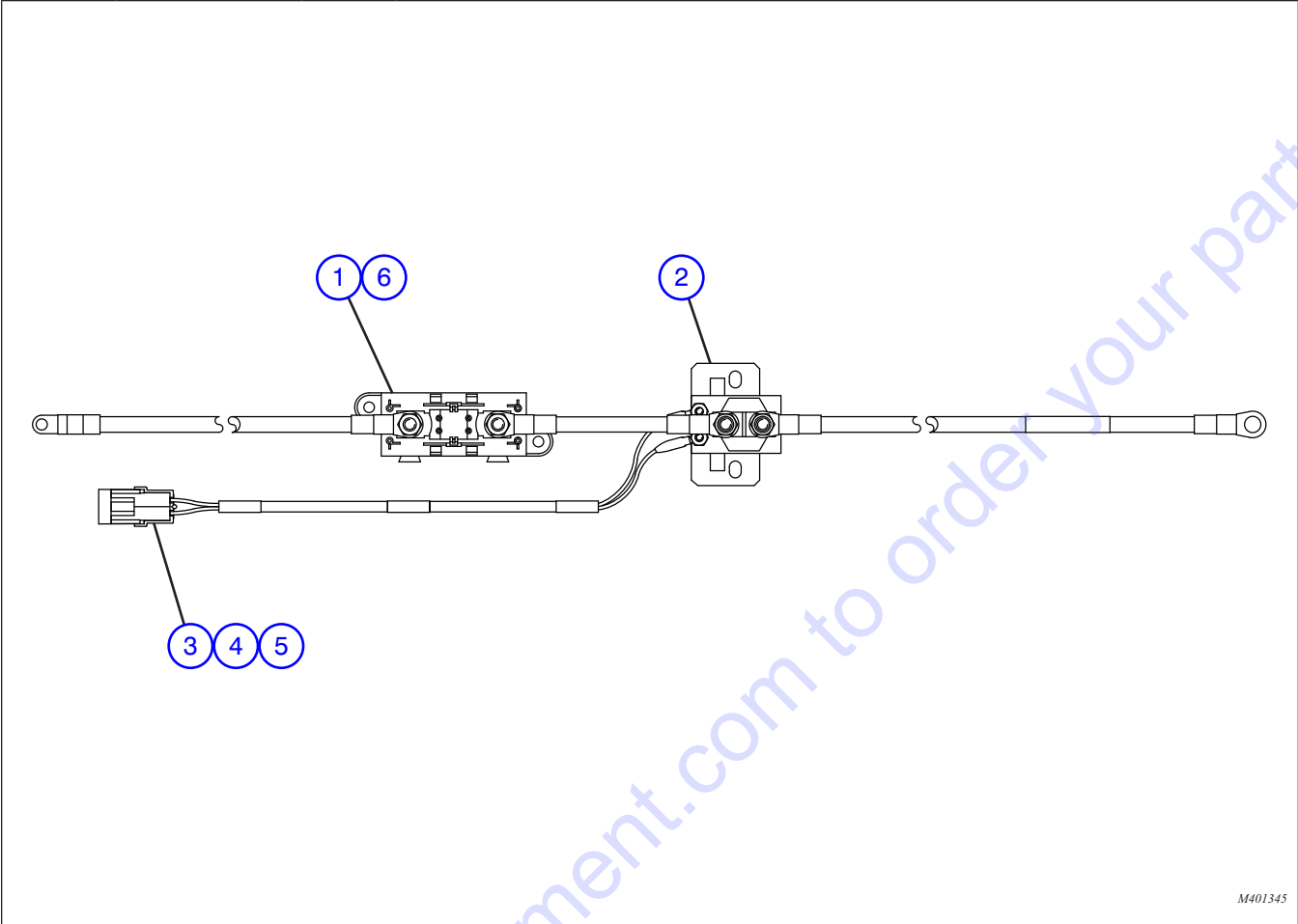
Index No.	Skyjack Part No.	Qty.	Description
-	4-401344	-	HARNESS, ENGINE QSB4.5 Tier 3
1	4-157857	1	• CONNECTOR, RECTANGULAR 50-PIN FEMALE
2	4-154154	14	• TERMINALS, DRC26 SERIES SIZE 20 FEMALE
3	4-154152	36	• PLUG, SEAL SIZE 20
4	4-157858	1	• BACKSHELL, 90° 50-PIN CONNECTOR
5	-	3	• CABLE, TIE. 0.18 WIDE BLACK
6	4-156187	1	• CONNECTOR, 4-PIN FEMALE
7	4-117592	4	• TERMINAL, 14-16 AWG FEMALE
8	4-117581	1	• WEDGE, 4-PIN SOCKET
9	4-156123	1	• CONNECTOR, METRI-PACK 150 2-PIN FEMALE
10	4-124365	2	• TERMINAL, METRI-PACK 150 18 AWG FEMALE
11	4-124369	2	• PLUG, SEALING METRI-PACK 150
12	4-156145	1	• LOCK, METRI-PACK 2-PIN CONNECTOR
13	4-156177	1	• CONNECTOR, TERMINATING 3-PIN SAE J1939 120 OHM
14	4-156178	1	• CONNECTOR, 3-PIN FEMALE
15	4-117591	4	• TERMINAL, 16-18 AWG FEMALE
16	4-156193	1	• WEDGE, 3-PIN SOCKET
17	4-103370	AR	• SLEEVING, HEAT-SHRINKABLE SEALING 0.25-0.38 DIA. BLACK
18	4-157850	1	• CONNECTOR, METRI-PACK 630 2-PIN FEMALE
19	4-156118	2	• TERMINAL, METRI-PACK 630 14 AWG FEMALE
20	4-156164	1	• FUSE, 32V 30 A GREEN ATO AUTO FUSE
21	4-124036	1	• CONNECTOR, WEATHER PACK 2-PIN MALE
22	4-156137	2	• TERMINAL, WEATHER PACK 14-16 AWG FEMALE
23	4-124369	2	• CABLE, SEAL 14-16 AWG GREEN
24	4-156190	1	• CONNECTOR, CIRCULAR 31-PIN FEMALE
25	4-117591	10	• TERMINAL, SIZE 16 16-20 AWG FEMALE
26	4-157859	3	• TERMINAL, SIZE 12 12-14 AWG SOCKET
27	4-117594	18	• PLUG, SEALING SIZE 12-16



M161447AB

Index No.	Skyjack Part No.	Qty.	Description
-	4-161447	1	HARNESS, Grid heater, QSB4.5
1	4-111787	1	• CONTACTOR, 12 VDC, 200 A
2	4-162860	1	• FUSE, 32 V, 250 A, slow blow, plastic cover
3	4-156105	1	• CONNECTOR, Weather pack, 2-pin, male
4	4-156139	2	• TERMINAL, Weather pack, 14-16 AWG, male
5	4-124369	2	• CABLE SEAL
6	4-166942	1	• TERMINAL, Ring, 2 AWG, 1/2" stud
7	4-102953	5	• TERMINAL, Ring, 2 AWG, 5/16" stud
8	4-102936	2	• TERMINAL, Ring, 14-16 AWG, 0.19 stud
9	4-163798	9"	• CABLE JACKET, Braided, expandable, 0.25" - 0.75" diameter, black
10	4-157876	2"	• HEATSHRINK, 3/8" diameter, white
11	4-157895	6"	• SLEEVING, Heat-shrinkable, sealing, 0.25-0.38 diameter, red
12	4-103370	2"	• SLEEVING, Heat-shrinkable, sealing, 0.25-0.38 diameter, black
13	4-103368	2"	• SLEEVING, Heat-shrinkable, sealing, 0.06-0.19 diameter, black
14	4-139106	3	• BOOT, Terminal, 90°, red, 2 AWG
15	4-163803	1	• FUSE HOLDER

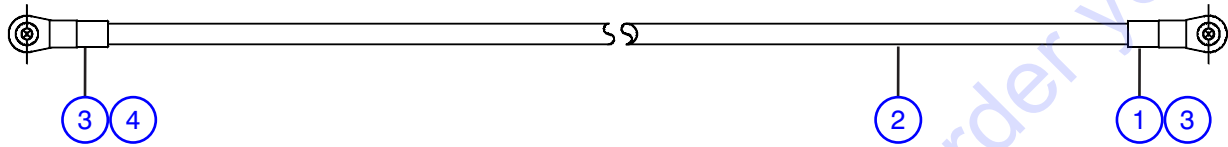
1.29 Grid Heater Harness - Tier 3



M401345

Index No.	Skyjack Part No.	Qty.	Description
-	4-401345	1	HARNES, GRID HEATER QSB4.5 TIER 3
1	4-157860	1	• FUSE, 32 V 125 A Slow blow plastic cover
2	4-157862	1	• CONTACTOR, 15 VDC 100 A
3	4-124369	2	• SEAL, Cable
4	4-156139	2	• TERMINAL, Weather pack 14-16 AWG male
5	4-156105	1	• CONNECTOR, Weather pack 2-pin female
6	4-157861	1	• HOLDER, Fuse

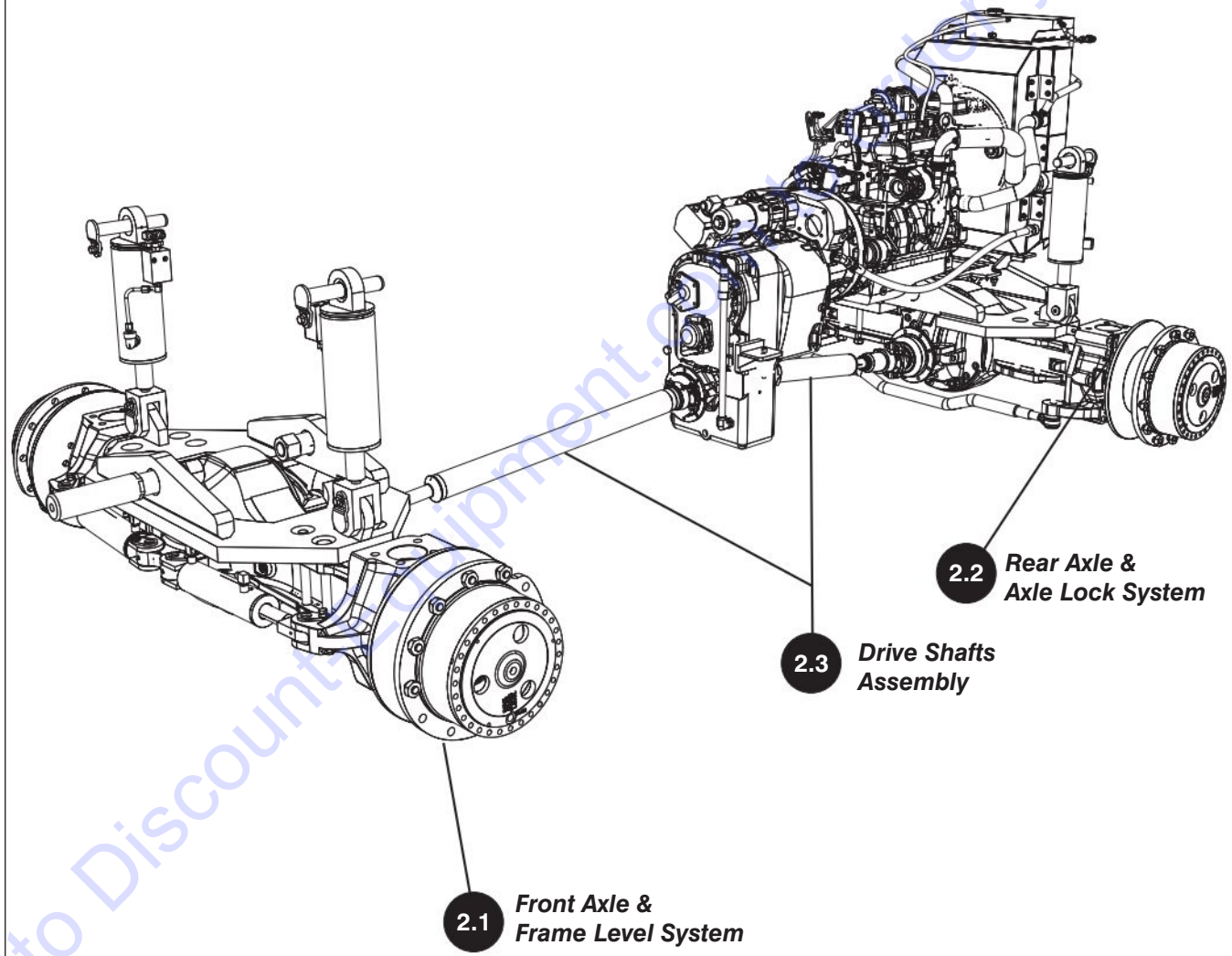
1.30 Block Stud to Starter Harness - Tier 4i



M161450AC

Index No.	Skyjack Part No.	Qty.	Description
-	4-161450	1	HARNESS, Block stud to starter
1	4-115236	1	<ul style="list-style-type: none"> • TERMINAL, Ring, 6 guage, 5/16" stud • CABLE, Welding, 6 AWG, black • SLEEVING, Heatshrink, 1/2" black • TERMINAL, Ring, 6 guage, 1/2" stud
2	4-103147	18"	
3	4-113584	A/R	
4	4-163813	1	

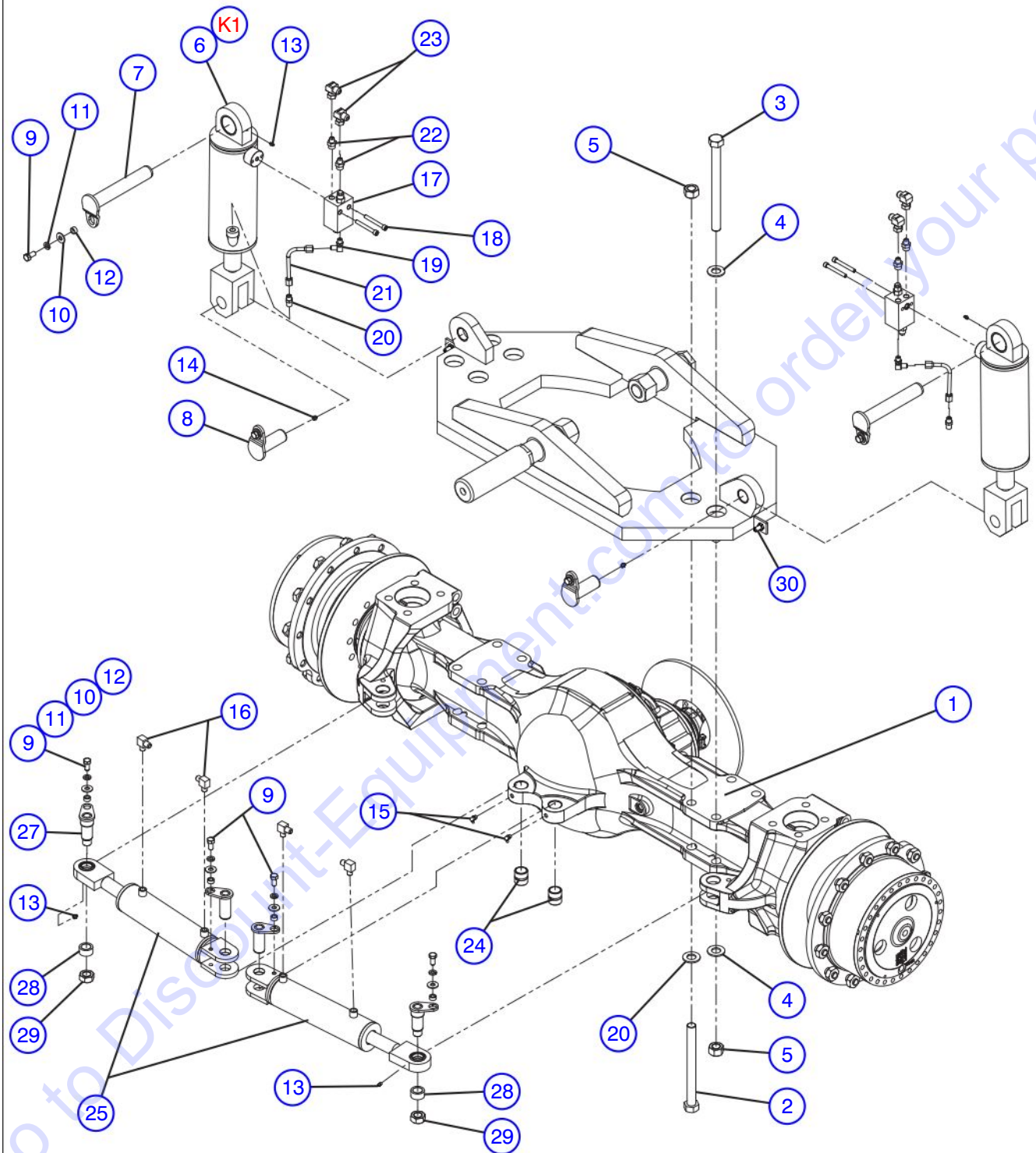
2.0 ENGINE AND TRANSMISSION RELATED PARTS



For Engine & Transmission Assembly and Cooling System Assembly, see Section 1

M401212 M401213 M401285 M401340 M401341

2.1 Front Axle and Frame Level Cylinders

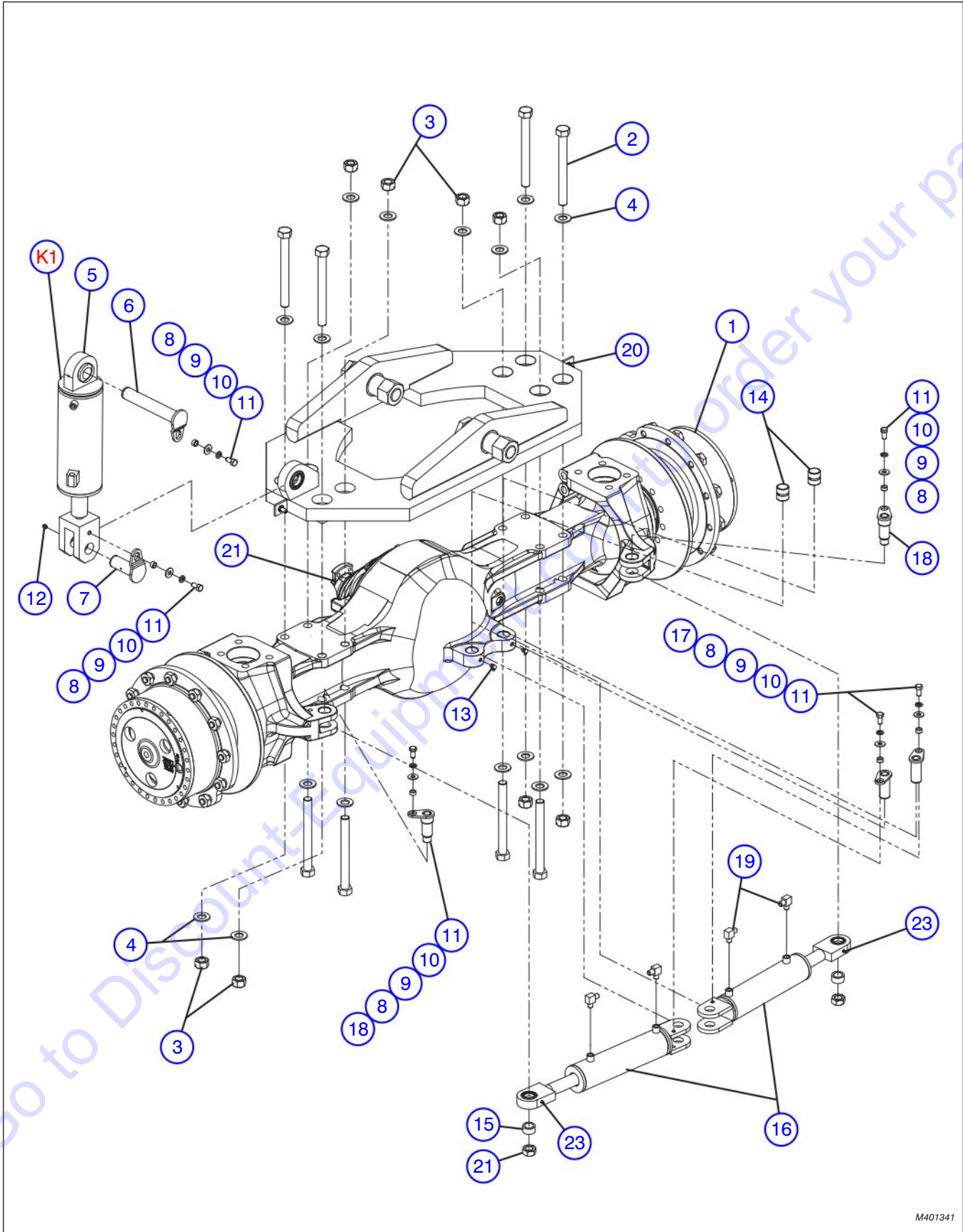


M401340

2.1 Front Axle and Frame Level Cylinders

Index No.	Skyjack Part No.	Qty.	Description
-	4-401340	1	ASSEMBLY, FRONT AXLE
1	4-414343	1	• AXLE, PL. Steer, park brake, 7C flange
2	4-411847	4	• BOLT, Hex cap bare (1" NF X 11" gr.8)
3	4-411848	4	• BOLT, Hex cap bare (1" NF X 12" gr.8)
4	4-400492	12	• WASHER, Flat (1" L9 DICH)
5	4-411959	8	• NUT, HEX (1"-14 GR8 zinc DICH)
6	4-409299	2	• CYLINDER, Frame level
	4-410107	4	• • BUSHING, Self-aligning ball
7	4-412859	2	• PIN, Base frame level/axle lock
8	4-412791	2	• ASSEMBLY, Pin (frame level cyl.rod)
9	4-103911	8	• BOLT, Hex cap bare (1/2" NC X 1" gr.5 zinc)
10	4-103468	8	• WASHER, Flat (1/2")
11	4-103470	8	• WASHER, LOCK (1/2" zinc)
12	4-408285	8	• SPACER
13	4-410779	4	• FITTING, Grease (1/4"-28)
14	4-410775	2	• FITTING, Grease (1/8" NPT)
15	4-410776	2	• FITTING, Grease (1/8" NPT, 90°)
16	4-405633	4	• ADAPTER, (MNPT x MJIC 90°, 3/8" X 1/2")
17	4-410250	2	• VALVE, Lock
18	4-411749	4	• BOLT, Socket head cap bare (3/8" NC X 3")
19	4-406253	2	• ADAPTER, MORB X MJIC 90° elbow
20	4-405594	2	• ADAPTER, (3/8" X 3/8", AER, MNPT X MJIC)
21	4-414214	2	• TUBE
22	4-405665	4	• ADAPTER, (-8 MORB, -6JIC)
23	4-406275	4	• ADAPTER, (MJIC X FJIC 90° 1/2" X 1/2" AER)
24	4-407305	2	• STEER Cylinder base mount bearing
25	4-409321	2	• CYLINDER, Steer
26	4-412965	2	• WELDMENT, Steer cylinder base mounting pin
27	4-412964	2	• ASSEMBLY, Pin (steer cylinder)
28	4-407309	2	• SLEEVE, Steer cylinder
29	4-411949	2	• NUT, Lock (1")
30	4-405715	2	• UNION, Male JIC bulkhead
31	4-405659	2	• ADAPTER, MORB X MJIC 1/2" X 1/2" AER) (not shown)
K1	4-408031	1	KIT, Seal (standard)

2.2 Rear Axle and Axle Lock Cylinders

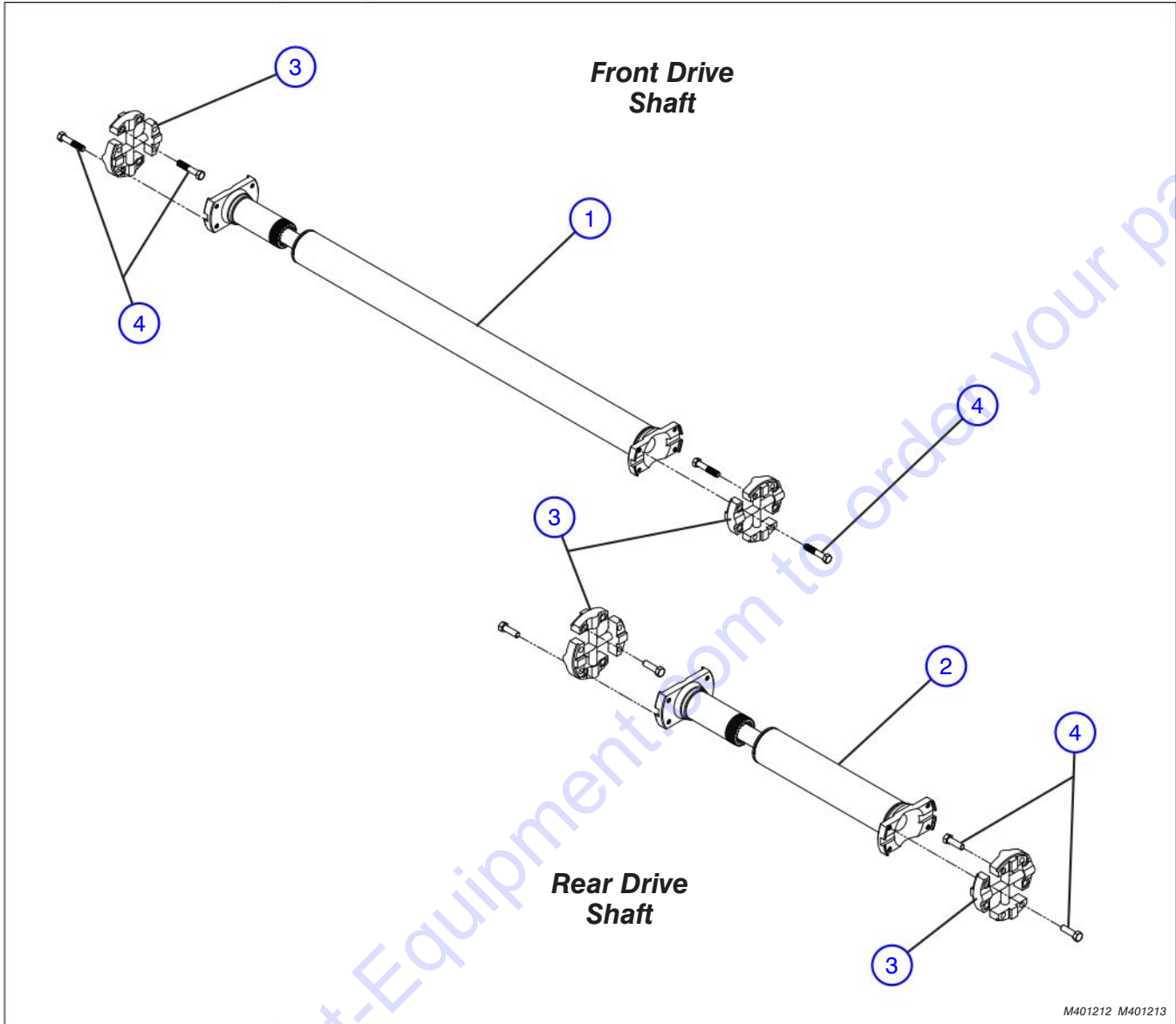


M401341

2.2 Rear Axle and Axle Lock Cylinders

Index No.	Skyjack Part No.	Qty.	Description
-	4-401341	1	ASSEMBLY, REAR AXLE
1	4-414344	1	• AXLE, Planetary steer (7C flange)
2	4-411846	8	• BOLT, Hex cap bare (1" NF X 10" HEX CAP gr.8)
3	4-411959	8	• NUT, Hex (1"-14 gr. 8 zinc DICH)
4	4-400492	16	• WASHER, FLAT (1" L9 DICH)
5	4-409293	1	• CYLINDER, Axle lock
	4-410107	2	• • BUSHING, Self-aligning ball
6	4-412859	1	• BASE PIN, Frame level/axle lock
7	4-412791	1	• PIN, Frame level cylinder rod
8	4-408285	6	• SPACER
9	4-103468	6	• WASHER, Flat (1/2")
10	4-103470	6	• WASHER, LOCK (1/2" , zinc)
11	4-103911	6	• BOLT, Hex cap (1/2" NC X 1" gr.5 zinc)
12	4-410775	1	• FITTING, GREASE (1/8" NPT)
13	4-410776	2	• FITTING, GREASE (1/8" NPT, 90°)
14	4-407305	2	• STEER Cylinder Base Mount Bearing
15	4-407309	2	• SLEEVE, Steer cylinder
16	4-409321	2	• CYLINDER, Steer
17	4-412965	2	• WELDMENT, Steer cylinder base mounting pin
18	4-412964	2	• PIN, Steer cylinder
19	4-405633	4	• ADAPTER, (MNPT X MJIC 90°, 3/8" X 1/2")
20	4-405715	2	• UNION, Male JIC bulkhead
21	4-411949	2	• NUT, Lock (1")
22	4-405659	2	• ADAPTER, MORB X MJIC 1/2" X 1/2" AER) (not shown)
23	4-410779	2	• FITTING, GREASE (1/4"-28)
K1	4-408030	1	KIT, Seal (delta)

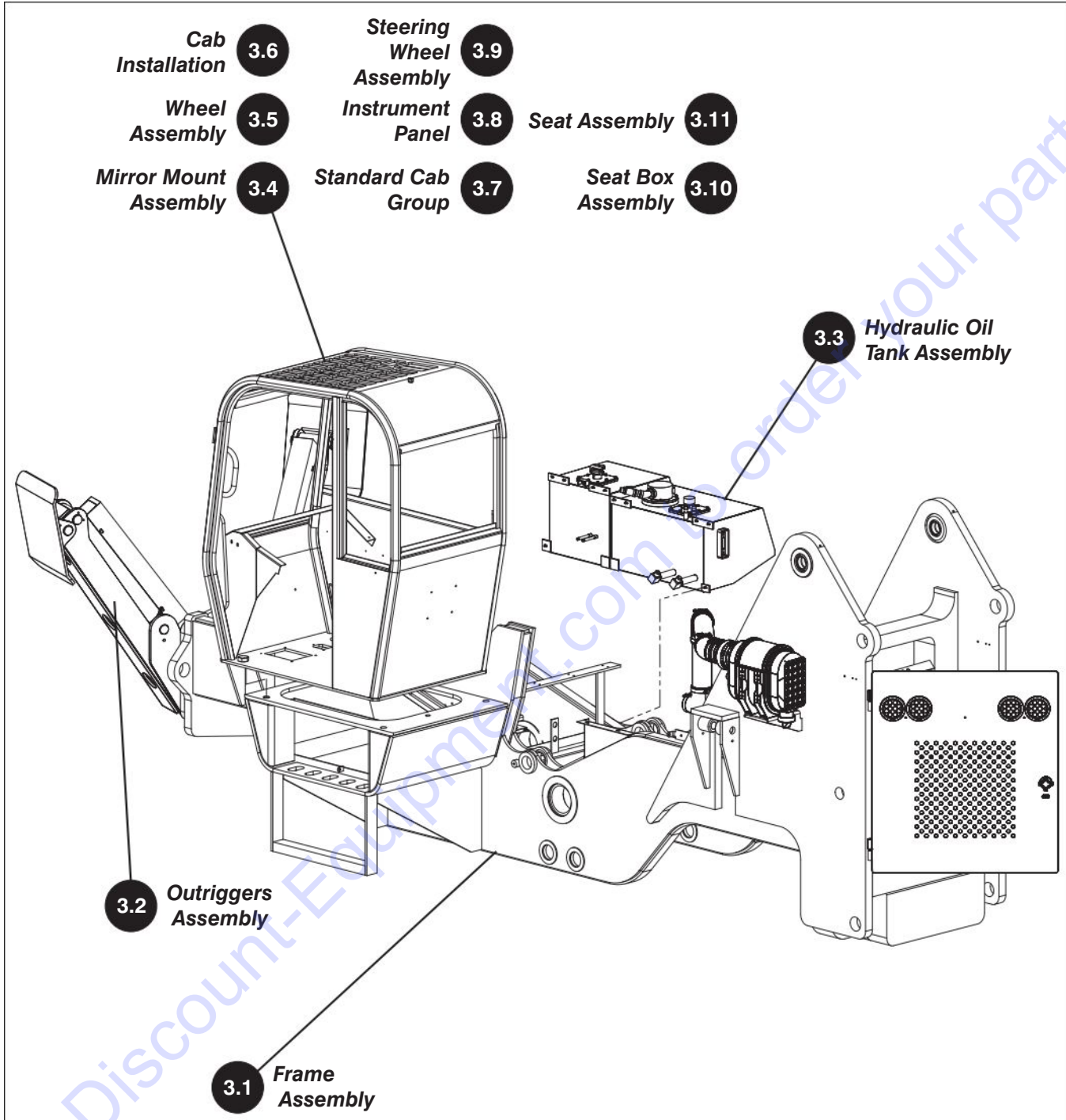
2.3 Front and Rear Drive Shafts Assembly



M401212 M401213

Index No.	Skyjack Part No.	Qty.	Description
1	4-401212	1	ASSEMBLY, FRONT DRIVE SHAFT
2	4-401213	1	ASSEMBLY, REAR DRIVE SHAFT
3	4-414034	2	<ul style="list-style-type: none"> • U-JOINT, (7C)
4	4-411862	16	<ul style="list-style-type: none"> • SCREW, Hex Head Cap (1/2"-20 UNF X 2")

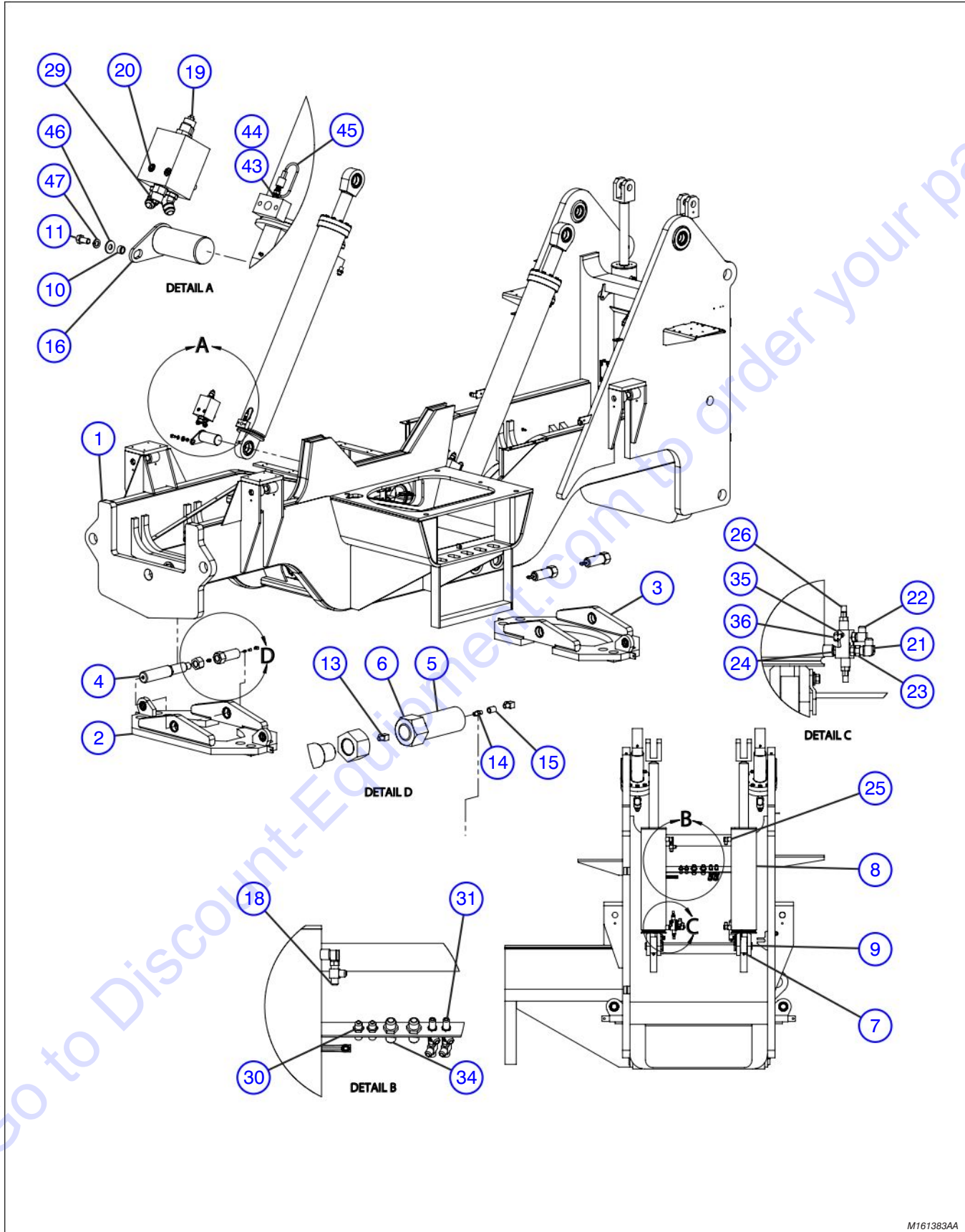
3.0 FRAME AND CAB RELATED PARTS



For Sheet Metal Assembly, Engine Exhaust Assembly, Air Intake Assembly and Fuel Tank Assembly, see Section 1

M401416 M401290

3.1 Frame Assembly



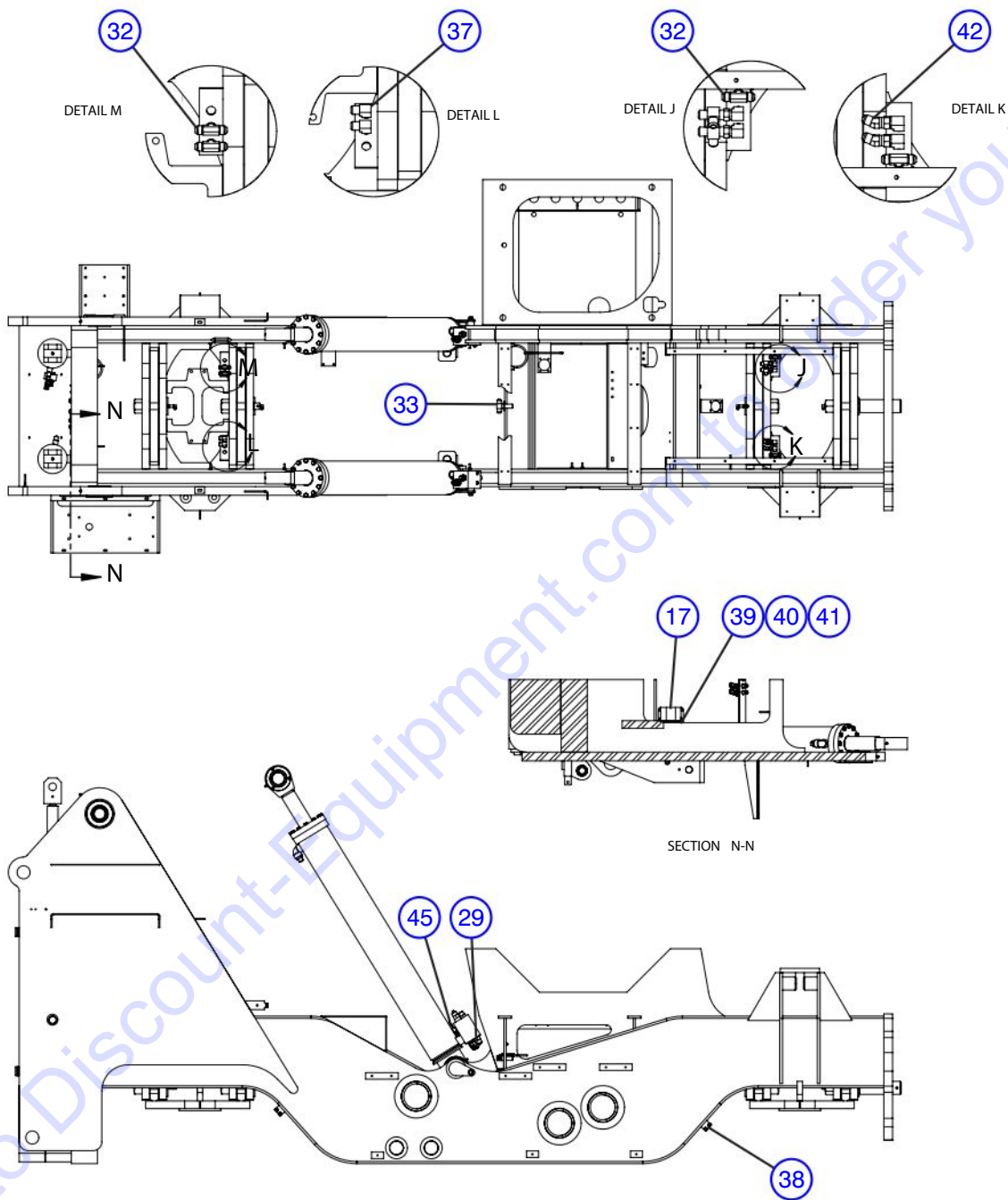
M161383AA

3.1 Frame Assembly

Index No.	Skyjack Part No.	Qty.	Description
-	4-161383	-	ASSEMBLY, Frame, ZB2044
1	4-161384	1	• WELDMENT, Frame ZB2044
2	4-412853	1	• WELDMENT, Rocker plate - frame tilt
3	4-412854	1	• WELDMENT, Rocker plate - axle lock
4	4-406058	1	• PIN, Axle pivot, front
5	4-412768	3	• PIN, Welded subassembly
6	4-411929	4	• NUT, 1-3/4"-12 Nyloc heavy jam, ZP
7	4-410775	9	• FITTING, Grease 1/8" NPT
8	(Ref.)	-	• CYLINDER, Tilt/slave (For components, refer to Section 5.5)
9	4-413007	2	• PIN, Extention/slave/carrier tilt cylinder
10	4-408285	4	• SPACER (ref: 60B-71)
11	4-103911	4	• BOLT, Hex head 0.50-13 x 1.000 GR5
12	(Ref.)	-	• CYLINDER, Lift, 7.00" bore (For components, refer to Section 5.5)
13	4-405628	4	• ELBOW, MNPT x MJIC 90°
14	4-406302	3	• NIPPLE, Pipe/external pipe, 1/8
15	4-411617	3	• COUPLING, 1/8, black, malleable
16	4-401270	2	• WELDMENT, Lift cylinder pin
18	4-405703	5	• SWIVEL, 37° flare, 37° flare
19	4-410204	2	• VALVE, Lock 20044 lift and extension cylinders
20	4-411756	4	• CAP, SOC head, 1/2 NC x 4, bare
21	4-406275	3	• ADAPTER, MJIC x FJIC, 90° 1/2 x 1/2 AER
22	4-406257	1	• ADAPTER, MORB 1/2" ORB x 1/2 JIC 90°
23	4-405666	1	• O-RING, 37° flare, SAE
24	4-405599	1	• PIPE, Ext. 37° flare
25	4-405637	3	• ADAPTER, MNPTX MJIC AER
26	4-404752	1	• VALVE, Crossover relief
27	4-405648	2	• ADAPTER, MORB x MJIC
28	4-405582	2	• ADAPTER, MNPT x MJIC
29	4-406235	2	• ADAPTER, MORB x MJIC 45°
30	4-405716	2	• UNION, JIC bulkhead
31	4-405692	2	• O-RING, Boss, 37° flare SAE
34	4-405714	2	• ADAPTER, JIC/JIC bulkhead
35	4-406628	2	• O-RING, BUNA "N" 1/2"
36	4-409173	1	• ORING, Boss plug
43	4-103166	2	• NIPPLE, Hex brass 1/8 MPT (ref: 122-A)
44	4-410716	2	• QUICK CONNECT, 1/4" male
45	4-410719	1	• CAP, Quick coupler dust
46	4-103468	4	• WASHER, Flat 0.500 SAE AA
47	4-103470	4	• WASHER, Lock 0.50 GR5

Parts list continued on the following page.

3.1 Frame Assembly - Continued



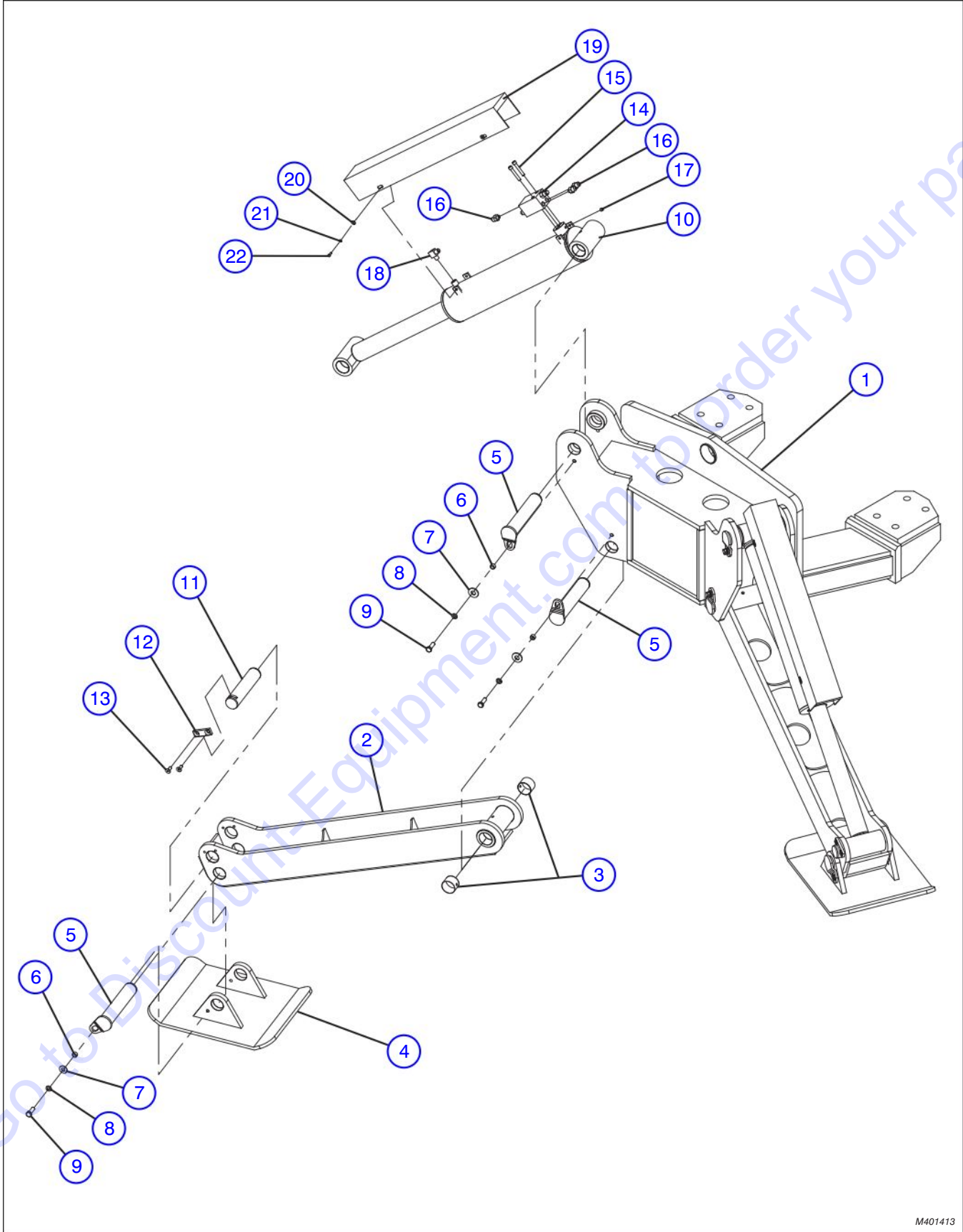
M161383AA

3.1 Frame Assembly - Continued

Index No.	Skyjack Part No.	Qty.	Description
-	4-161383	-	<p style="text-align: center;">Parts list continued from the previous page.</p> <p>ASSEMBLY, Frame, ZB20044</p>
17	4-401112	1	<ul style="list-style-type: none"> • ALARM, Backup, 87-112 dB
29	4-406235	2	<ul style="list-style-type: none"> • ADAPTER, MORB x MJIC 45°
32	4-405685	4	<ul style="list-style-type: none"> • TEE, Male JIC bulkhead
33	4-405683	2	<ul style="list-style-type: none"> • TEE, 37° flare bulkhead
37	4-405722	6	<ul style="list-style-type: none"> • ELBOW, Male JIC, bulkhead AER
38	4-406595	4	<ul style="list-style-type: none"> • FITTING, FNPT x MJIC bulkhead (2239-2-4)
39	4-103995	4	<ul style="list-style-type: none"> • WASHER, Flat 0.250
40	4-104000	2	<ul style="list-style-type: none"> • WASHER, Lock 0.25
41	4-103980	2	<ul style="list-style-type: none"> • NUT, Hex head 0.25-20 GR5
42	4-406271	2	<ul style="list-style-type: none"> • SWIVEL, FJIC x MJIC 45°
45	4-410719	1	<ul style="list-style-type: none"> • CAP, Quick coupler dust

Go to Discount-Equipment.com to order your parts

3.2 Outriggers Assembly

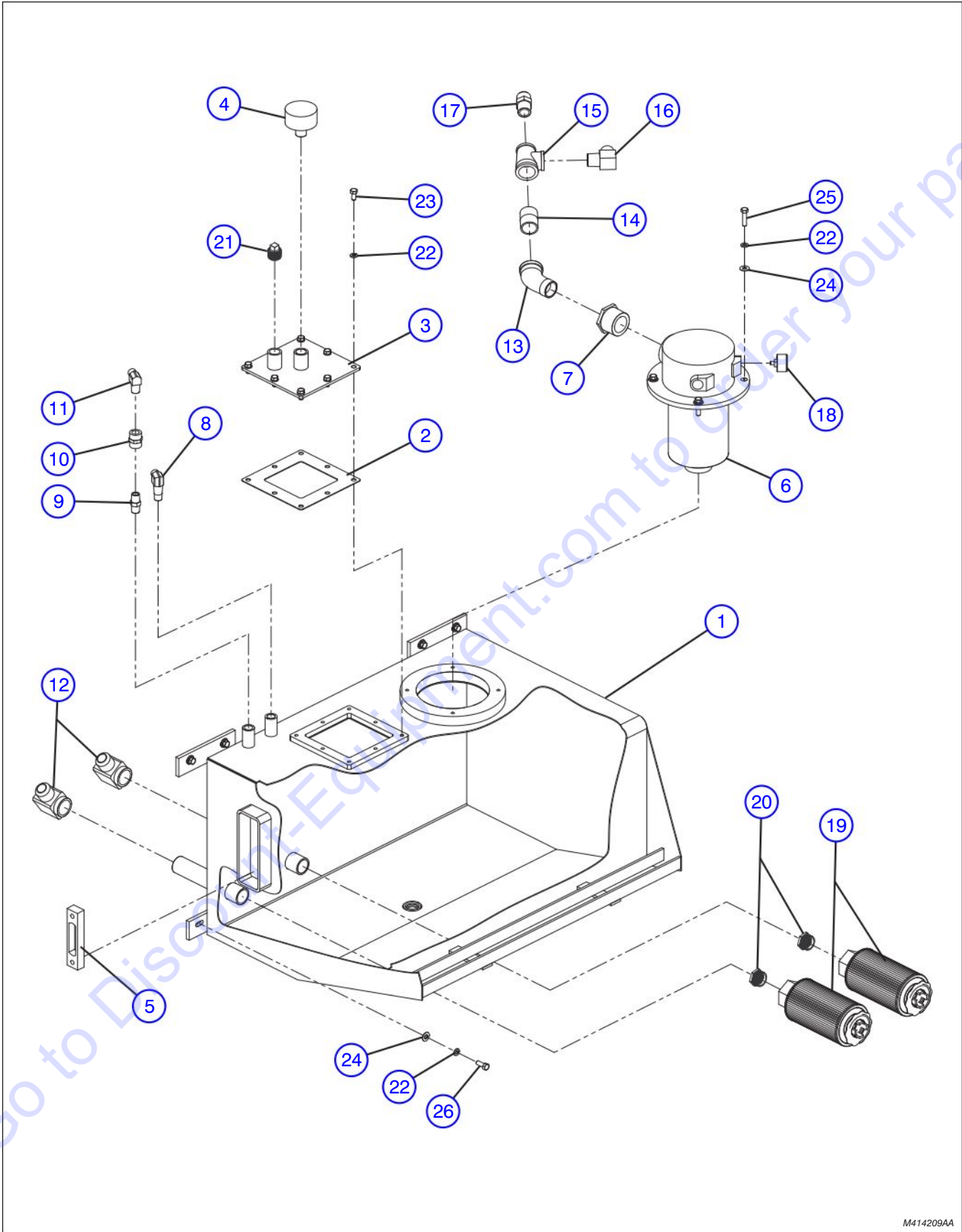


M401413

3.2 Outriggers Assembly

Index No.	Skyjack Part No.	Qty.	Description
-	4-402885	1	ASSEMBLY, OUTRIGGERS
1	4-412769	1	• WELDMENT, Outrigger
2	4-412770	2	• ARM WELDMENT, Outrigger
3	4-403272	4	• BEARING, Garlock
4	4-400938	2	• WELDMENT, Outrigger pad
5	4-412958	6	• PIN ASSEMBLY, Outrigger arm mounting
6	4-408285	6	• SPACER
7	4-103468	6	• WASHER, FLAT (1/2")
8	4-103470	6	• WASHER, LOCK (1/2")
9	4-103907	6	• SCREW, Hex head cap (1/2"-13 X 1 1/2" gr.5)
10	4-409297	2	• CYLINDER, Outrigger
11	4-407216	2	• PIN, Outrigger
12	4-412349	2	• BAR, Lock
13	4-411769	4	• SCREW, Flat socket cap bare (3/8" NC X 1")
14	4-410293	2	• VALVE, Lock
15	4-411782	4	• SCREW, Socket head cap (3/8" NC X 2 1/4")
16	4-405662	6	• O-RING, (SAE 37° flare)
17	4-411632	2	• PLUG, External pipe
18	4-405633	2	• ADAPTER, (3/8" X 1/2" MNPT X MJIC 90°)
19	4-406152	2	• GUARD, Outrigger
20	4-103472	8	• WASHER, FLAT (3/8")
21	4-103999	8	• WASHER, LOCK (3/8")
22	4-101632	8	• SCREW, Hex head cap (3/8" X 3/4" gr. 5)

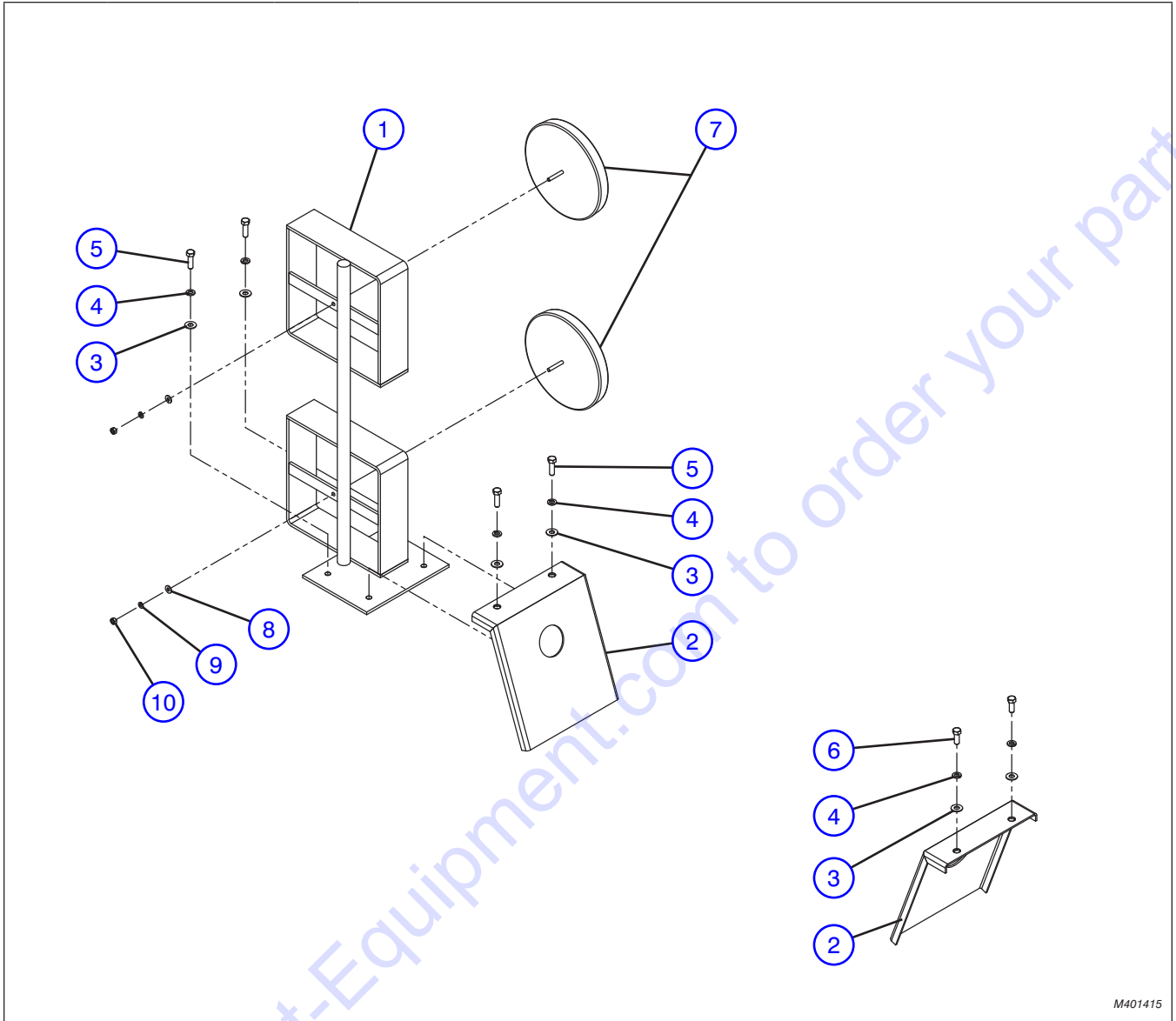
3.3 Hydraulic Oil Tank Assembly



M414209AA

Index No.	Skyjack Part No.	Qty.	Description
-	4-414209	-	ASSEMBLY, HYDRAULIC OIL TANK
1	4-412877	1	• TANK, Hydraulic oil
2	4-405252	1	• GASKET, Tank cover
3	4-412878	1	• COVER, Hydraulic oil tank
4	4-410140	1	• BREATHER
5	4-404819	1	• LEVEL GAUGE, Sight Glass
6	4-404859	1	• FILTER, Return assembly
7	4-406286	1	• FITTING, Reducer "T"
8	4-405616	1	• ADAPTER, (MNPT x MJIC 90°)
9	4-406308	1	• NIPPLE, (ext. pipe/ext. pipe)
10	4-406359	1	• ADAPTER, Coupling (FNPT)
11	4-405637	1	• ADAPTER, (MNPT X MJIC AER)
12	4-405641	2	• ADAPTER, (90° ELBOW, FNPT X MJIC)
13	4-410798	1	• PIPE, (1 1/4" NPT x 45° elbow galvanized)
14	4-410796	1	• PIPE, (1 1/4" X 1 1/4", 2" NPT galvanized)
15	4-410788	1	• FITTING, Pipe (reduction galvanized)
16	4-405625	1	• ADAPTER, (MNPT X MJIC 90°)
17	4-405585	1	• ADAPTER, (MNPT X MJIC 1" X 1" AER)
18	4-411398	1	• GAUGE, Pressure (return filter)
19	4-402103	2	• FILTER, Hydraulic oil
20	4-411626	2	• FITTING, 1 1/2" X 1 1/4" Bushing
21	4-414212	2	• PLUG, Square head 3/4" NPT
22	4-411693	17	• WASHER, LOCK (3/8" zinc)
23	4-411683	8	• SCREW, Hex head cap (3/8"-16 X 3/4" NC gr.5)
24	4-411694	9	• WASHER, FLAT (3/8" zinc)
25	4-411685	4	• SCREW, Hex head cap (3/8" X 1 1/2" NC)
26	4-411684	5	• BOLT, HEX CAP (3/8" NC X 1" gr.5 zinc)
27	4-125987	70	• FUEL, Diesel #2, colored (Not shown)
28	4-410096	350	• OIL, Hydraulic (Not shown)

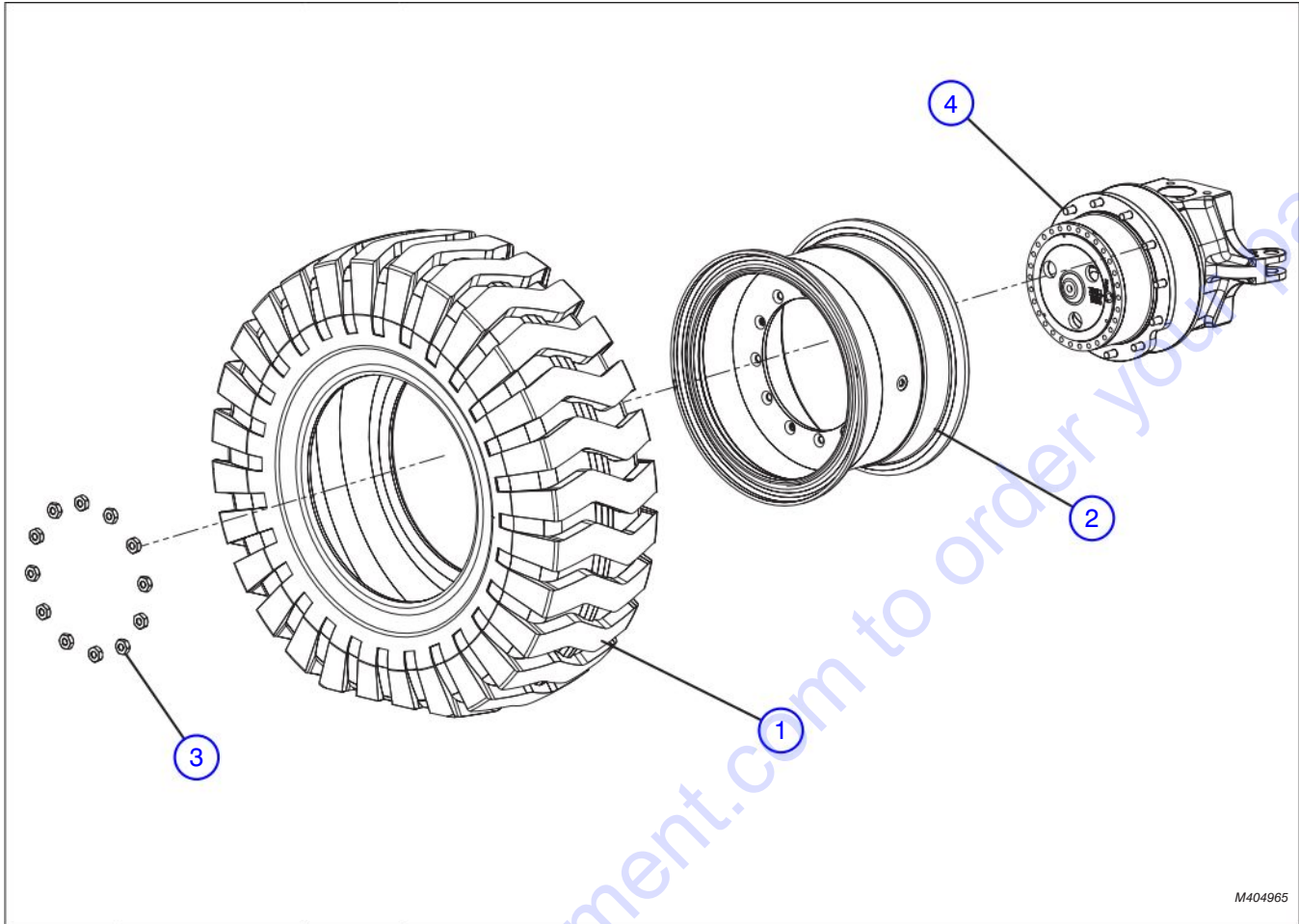
3.4 Mirror Mount Assembly



M401415

Index No.	Skyjack Part No.	Qty.	Description
-	4-401415	1	ASSEMBLY, MIRROR MOUNT
1	4-412789	1	• MOUNT, Mirror
2	4-406195	2	• PLATE, Cover
3	4-411694	6	• WASHER, Flat (3/8" ZINC)
4	4-411693	6	• WASHER, Lock (3/8" ZINC)
5	4-411696	4	• BOLT, Hex cap (3/8" NC X 1 1/4" GR.5 ZINC)
6	4-411684	2	• BOLT, Hex cap (3/8" NC X 1" GR.5 ZINC)
7	4-404611	2	• MIRROR, Round convex (8")
8	4-411667	2	• WASHER, Flat (1/4" ZINC)
9	4-411668	2	• WASHER, Lock (1/4" ZINC)
10	4-411669	2	• NUT, (1/4"-20 NC)

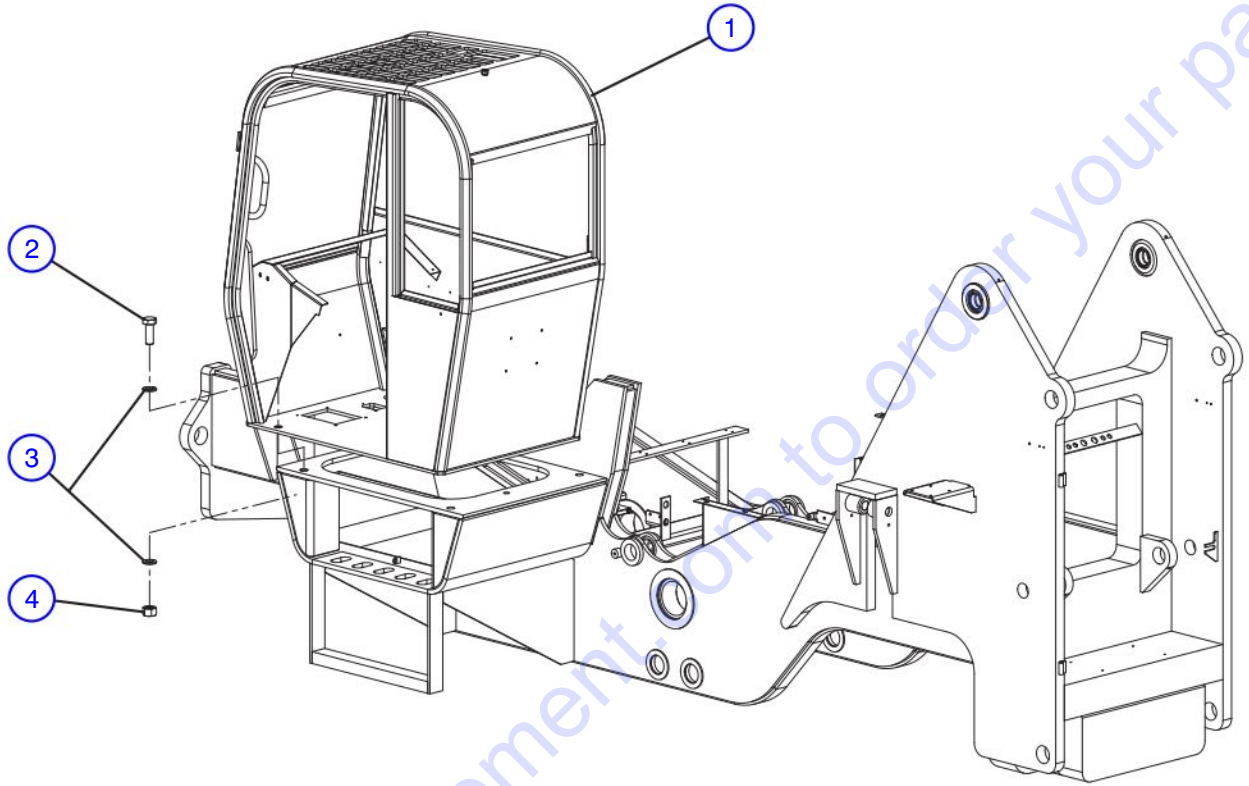
3.5 Wheel Assembly



M404965

Index No.	Skyjack Part No.	Qty.	Description
1	4-404965	1	TIRE, L3 grade tubeless (17.50 X 25, 16 ply)
2	4-412969	1	ASSEMBLY, Rim
	4-410103	1	• Rim base
	4-407838	1	• RIM Center
	4-412006	1	• O-Ring
	4-410642	1	• FLANGE
	4-411536	1	• RING, Lock
3	4-414042	12	• NUT, Wheel
4	(Ref.)	-	ASSEMBLY, Axle (For components, refer to Section 2.1)

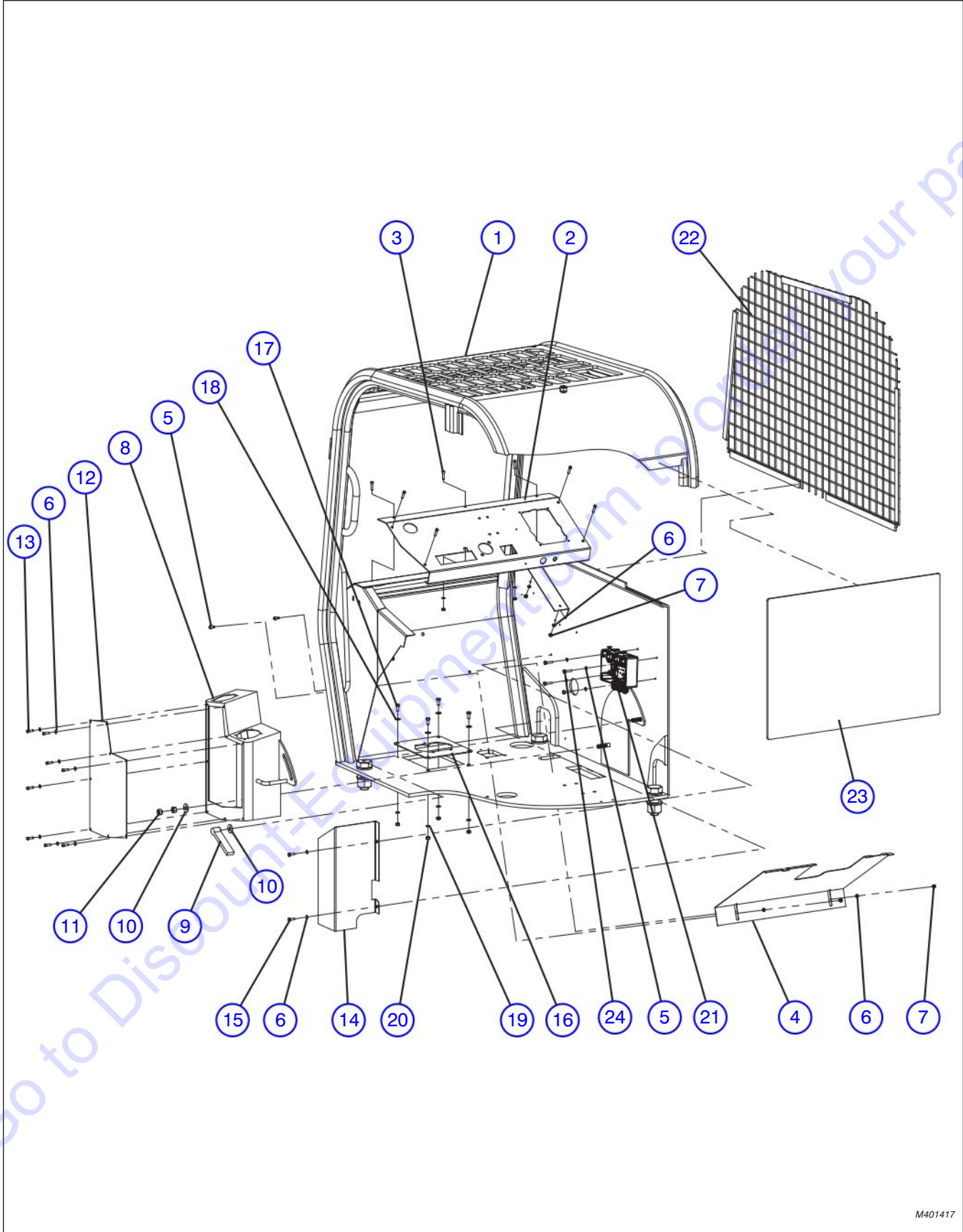
3.6 Cab Installation



M401416

Index No.	Skyjack Part No.	Qty.	Description
-	4-401416	1	ASSEMBLY, CAB INSTALLATION
1	4-410662	1	• CAB, Open ROPS MOD
2	4-411966	4	• BOLT, Hex head cap (1 1/4" NC X 3 1/2" gr.8 DICH)
3	4-411967	8	• WASHER, Flat (1 1/4" L9)
4	4-411844	4	• NUT, Lock with nylon insert (1 1/4")

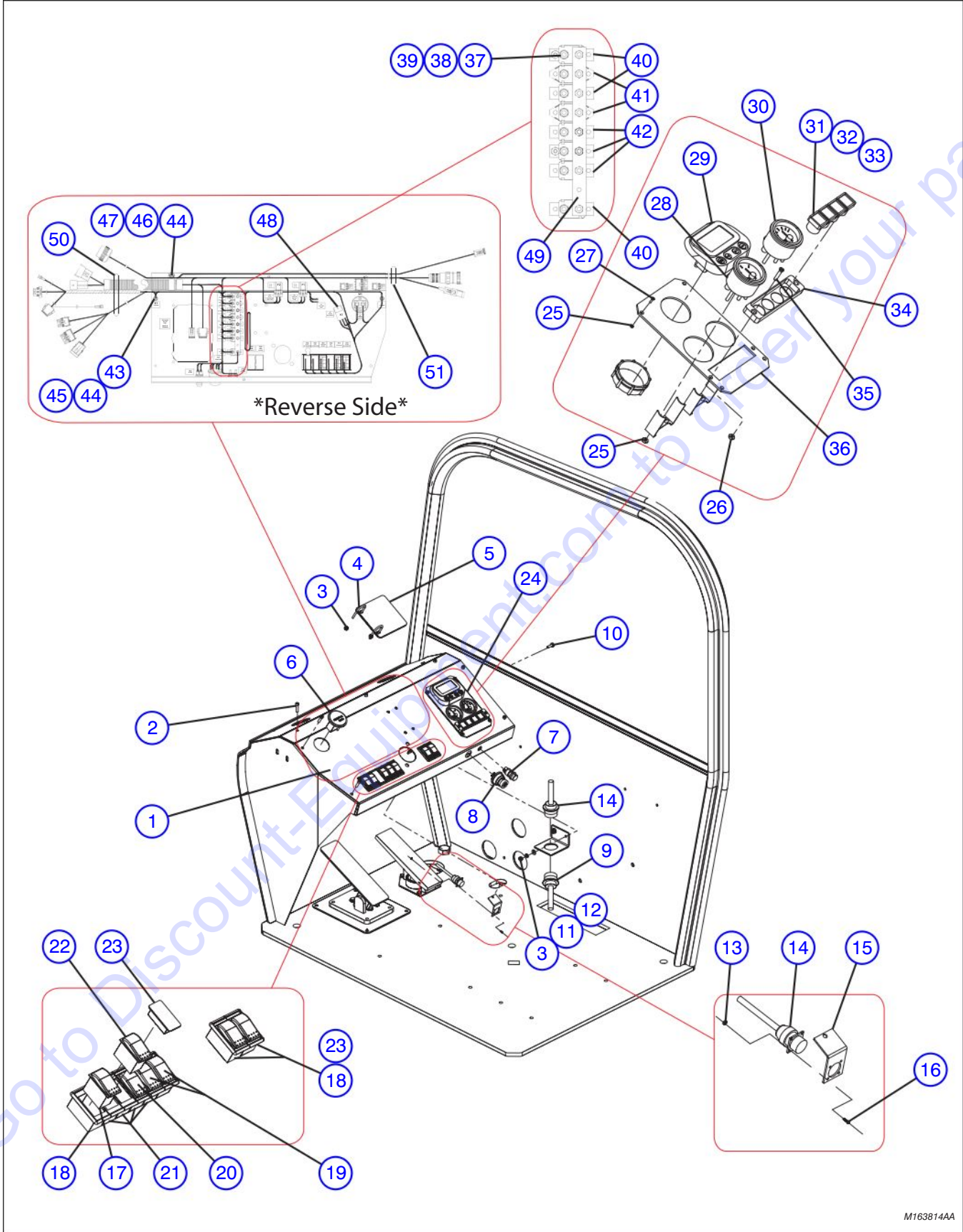
3.7 Standard Cab Group



M401417

Index No.	Skyjack Part No.	Qty.	Description
-	4-401417	1	ASSEMBLY, STANDARD CAB GROUP
1	(Ref.)	1	<ul style="list-style-type: none"> ASSEMBLY, Cab installation (For components, refer to Section 3.6)
2	4-401277	1	<ul style="list-style-type: none"> PANEL, Painted instrument (8 switch)
3	4-411898	7	<ul style="list-style-type: none"> SCREW, Socket head cap (1/4" NC X 1" stainless)
4	4-404412	1	<ul style="list-style-type: none"> COVER , Under dash (SAF-T-CAB)
5	-	4	<ul style="list-style-type: none"> WASHER, Lock (1/4" high collar)
6	4-411668	21	<ul style="list-style-type: none"> WASHER, Lock (1/4" zinc)
7	4-411669	11	<ul style="list-style-type: none"> NUT, (1/4"-20 NC)
8	4-404388	1	<ul style="list-style-type: none"> CONSOLE
9	4-408408	1	<ul style="list-style-type: none"> HANDLE, Adjustable
10	4-411718	2	<ul style="list-style-type: none"> WASHER, Flat (1/2")
11	4-411720	2	<ul style="list-style-type: none"> NUT, (1/2"-13 NC)
12	4-404386	1	<ul style="list-style-type: none"> COVER, Console
13	4-411918	8	<ul style="list-style-type: none"> SCREW, Socket head cap (1/4"NC X 3/4" stainless)
14	4-401439	1	<ul style="list-style-type: none"> PROTECTOR, Hose/cable
15	4-411659	2	<ul style="list-style-type: none"> SCREW, Hex head cap (1/4" X 3/4" NC gr.5)
16	4-404309	1	<ul style="list-style-type: none"> PLATE, Brake pedal
17	4-411672	4	<ul style="list-style-type: none"> SCREW, Hex head cap (5/16" X 3/4" NC gr.5)
18	4-411680	4	<ul style="list-style-type: none"> WASHER, Flat (5/16")
19	4-411681	4	<ul style="list-style-type: none"> WASHER, Lock (5/16" zinc)
20	4-411682	4	<ul style="list-style-type: none"> NUT, Hex (5/16" NC zinc)
21	4-402405	1	<ul style="list-style-type: none"> CONTROL BOX, (Open cab - no lights)
	4-402406	1	<ul style="list-style-type: none"> CONTROL BOX, (Enclosed cab)
	4-402407	1	<ul style="list-style-type: none"> CONTROL BOX, (Open cab - lights option)
22	4-405384	1	<ul style="list-style-type: none"> SCREEN, Right-hand (open style SAF-T-CAB)
23	4-404990	1	<ul style="list-style-type: none"> GLASS, Rear (6042)
24	-	4	<ul style="list-style-type: none"> SCREW, Socket head cap (1/4"-20 NC X 1 1/4")
25	4-169162	22L	<ul style="list-style-type: none"> ANTIFREEZE, 50%, 50% water blended STANDARD(Not Shown)
26	4-169163	22L	<ul style="list-style-type: none"> ANTIFREEZE, 60%, 40% water blended IMPROVED COLD WEATHER PERFORMANCE(Not Shown)
27	-	8.8L	<ul style="list-style-type: none"> WATER, Distilled (Not Shown)

3.8 Instrument Panel Assembly

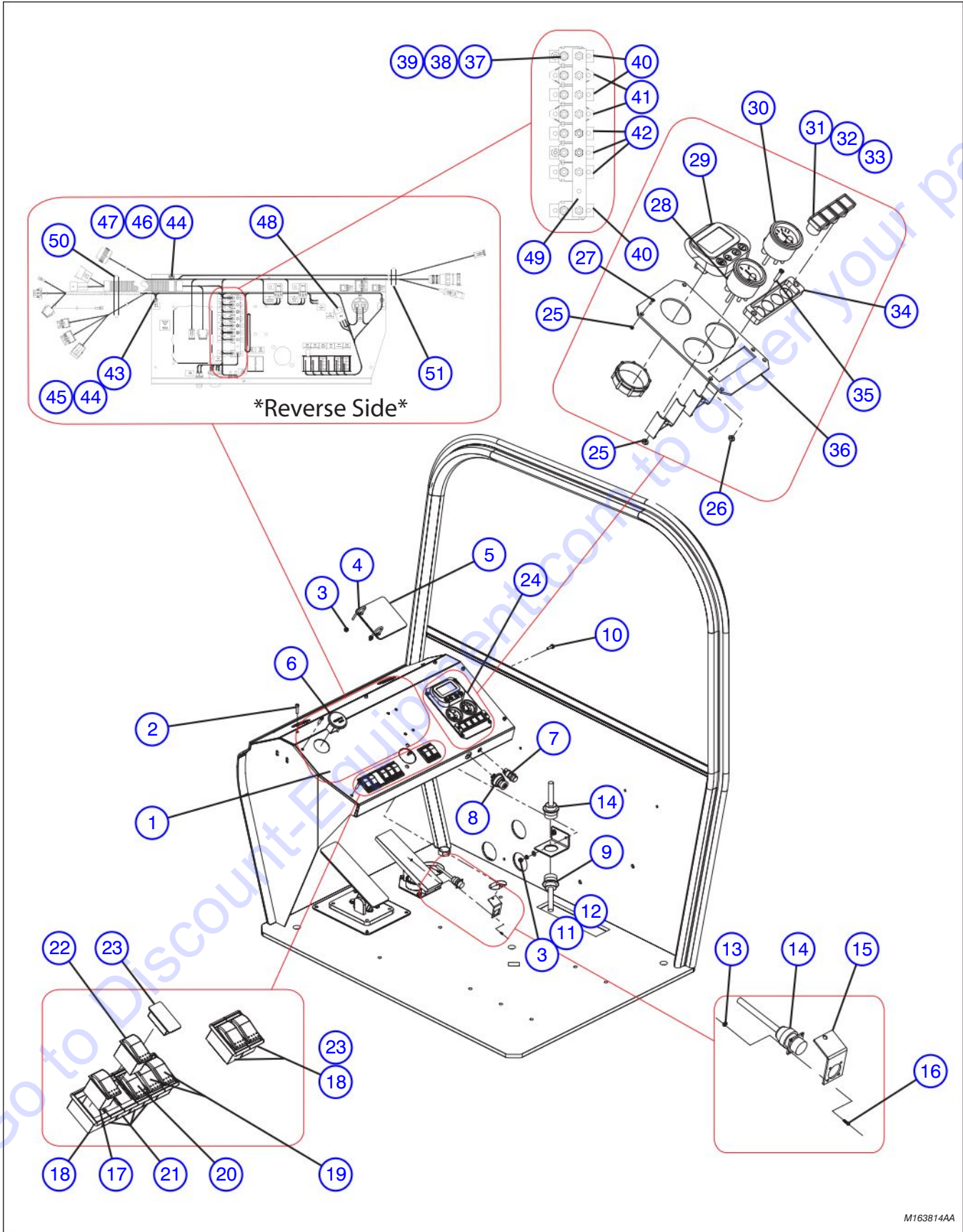


M163814AA

Index No.	Skyjack Part No.	Qty.	Description
-	4-163814	1	ASSEMBLY, Instrument Panel, Base Machine
1	4-401277	1	• PANEL, Dash instrument
2	4-411661	7	• SCREW, Hex head cap (1/4" NC x 1" grade 5 zinc)
3	4-411669	8	• NUT, (1/4"-20 NC)
4	4-403211	2	• BOLT, U SS (1/4" dia.)
5	(Ref.)	-	• LABEL, Capacity charts booklet (For components, refer to Section 10.1)
6	4-409107	1	• HOURMETER
7	4-405339	1	• BUTTON, Horn
8	4-409474	1	• SWITCH, Ignition
9	(Ref.)	1	• CONNECTOR, Heavy duty environmental (For components, refer to Section 1.26)
10	4-411659	2	• SCREW, Hex head cap (1/4" x 3/4" NC grade 5)
11	4-411667	2	• WASHER, Flat (1/4" zinc)
12	4-411668	2	• WASHER, Lock (1/4" zinc)
13	4-411891	2	• NUT, (6-32)
14	(Ref.)	1	• PLUG, Computer diagnostic (For components, refer to Section 1.22)
15	4-400588	1	• BRACKET, Wiring harness mount (painted)
16	4-400609	2	• SCREW, Philip round head (6-32 x 1/2")
17	4-407973	1	• SWITCH, Rocker (turn signals and transmission disconnect)
18	4-408869	4	• BRACKET, Switch mounting (end)
19	4-407977	2	• SWITCH, Rocker momentary (outriggers)
20	4-407975	1	• SWITCH, Rocker SPDT (park brake)
21	4-408870	4	• BRACKET, Switch mounting (center)
22	4-407974	1	• SWITCH, Rocker SPCO (steering mode selector)
23	4-409587	3	• PLUG, Blanking
24	4-400985	1	• ASSEMBLY, Instrument Panel QSB engine (Murphy PowerView®)
25	4-411856	8	• • NUT, (10-32 zinc)
26	4-411950	2	• • NUT, Hex (8-32 zinc)
27	4-411866	4	• • SCREW, Pan phillips MACH (10-32 x 3/4")
28	4-407726	1	• • GAUGE, S-W Fuel level
29	4-402054	1	• • DISPLAY, Murphy PowerView PV101-C-MSTD
30	4-407730	1	• • GAUGE, 140-320 Transmission temperature
31	4-408915	2	• • FLASHER, Park brake
32	4-408914	1	• • FLASHER, Axle lock
33	4-170396	1	• • FLASHER, Red-blank
34	4-407278	1	• • HOUSING, Flasher module
35	4-411902	2	• • SCREW, Pan phillips MACH (8-32 x 1")
36	4-401447	1	• • INSERT, Dash panel

Parts list continued on the following page.

3.8 Instrument Panel Assembly - Continued



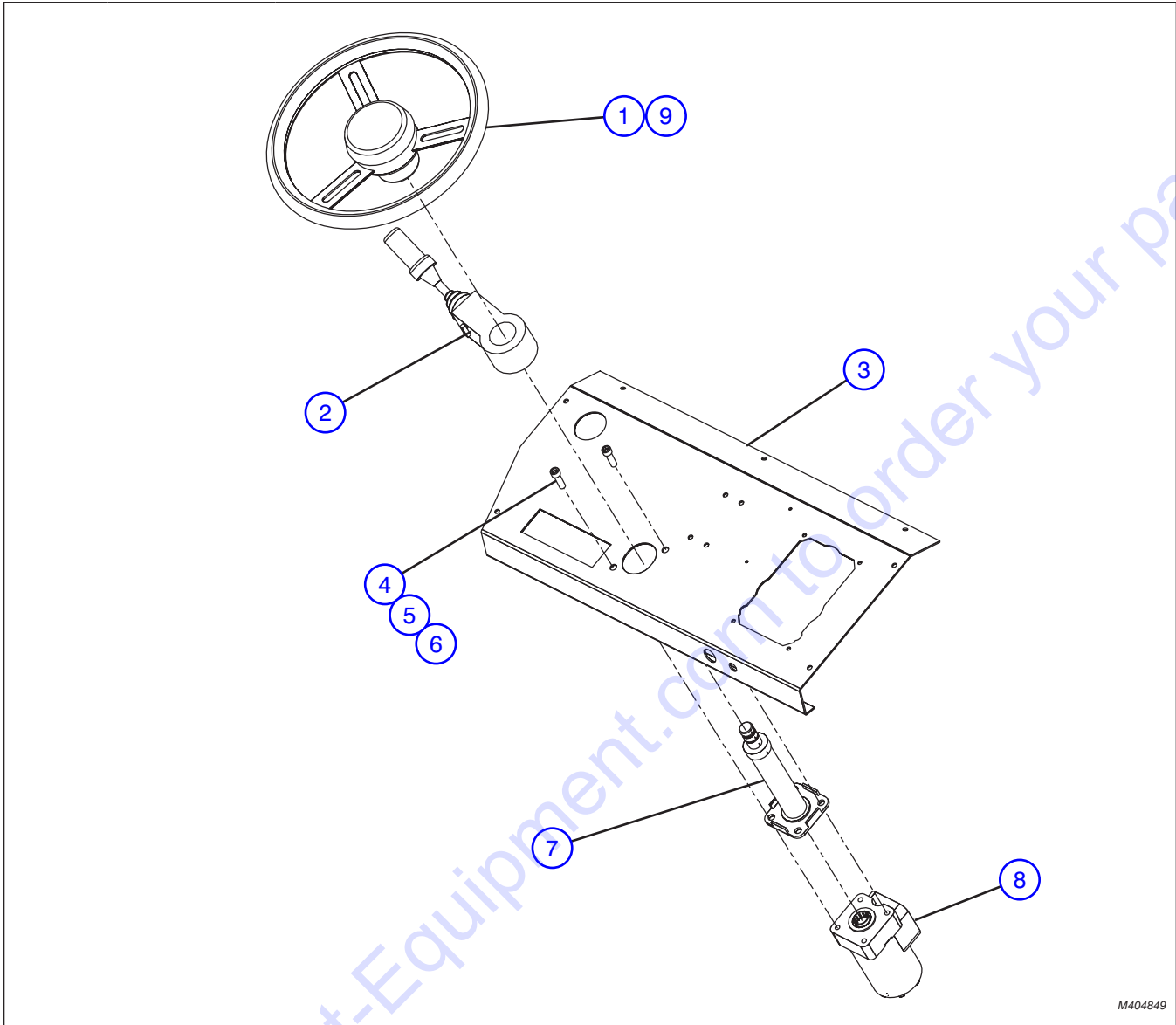
M163814AA

3.8 Instrument Panel Assembly - Continued

Index No.	Skyjack Part No.	Qty.	Description
Parts list continued from the previous page.			
-	4-163814	1	ASSEMBLY, Instrument Panel, Base Machine
37	4-117078	2	<ul style="list-style-type: none"> • SCREW, Panhead, #8-32 UNC x 0.63 LG
38	4-103986	10	<ul style="list-style-type: none"> • NUT, Hex, #8-32 UNC
39	4-103991	10	<ul style="list-style-type: none"> • WASHER, Flat, #8
40	4-407098	3	<ul style="list-style-type: none"> • BREAKER, Circuit, self-resetting, 6A
41	4-408527	2	<ul style="list-style-type: none"> • BREAKER, Circuit, self-resetting, 20A
42	4-408526	5	<ul style="list-style-type: none"> • BREAKER, Circuit, self-resetting, 10A
43	4-151595	2	<ul style="list-style-type: none"> • SHCS, 1/4-20 UNC x 0.75 LG
44	4-103980	3	<ul style="list-style-type: none"> • NUT, Hex, 1/4-20 UNC
45	4-133339	2	<ul style="list-style-type: none"> • WASHER, Lock, external tooth, 1/4
46	4-409186	1	<ul style="list-style-type: none"> • CLAMP, P-type, 1.06 ID
47	4-151168	1	<ul style="list-style-type: none"> • SHCS, 1/4-20 UNC x 0.50 LG
48	4-403275	1	<ul style="list-style-type: none"> • RELAY, 12V
49	4-163815	1	<ul style="list-style-type: none"> • BUS BAR, Copper, 0.13 x 0.63 x 7.0 LG
50	(Ref.)	1	<ul style="list-style-type: none"> • HARNESS, Cab <p style="margin-left: 20px;">(For components, refer to Section 1.22)</p>
51	4-401949	1	<ul style="list-style-type: none"> • WIRIRNG, Instrument Panel, Base Machine
52	(Ref.)	2	<ul style="list-style-type: none"> • FUSE <p style="margin-left: 20px;">(For components, refer to Section 1.22)</p>

Go to Discount-Equipment.com to order your parts

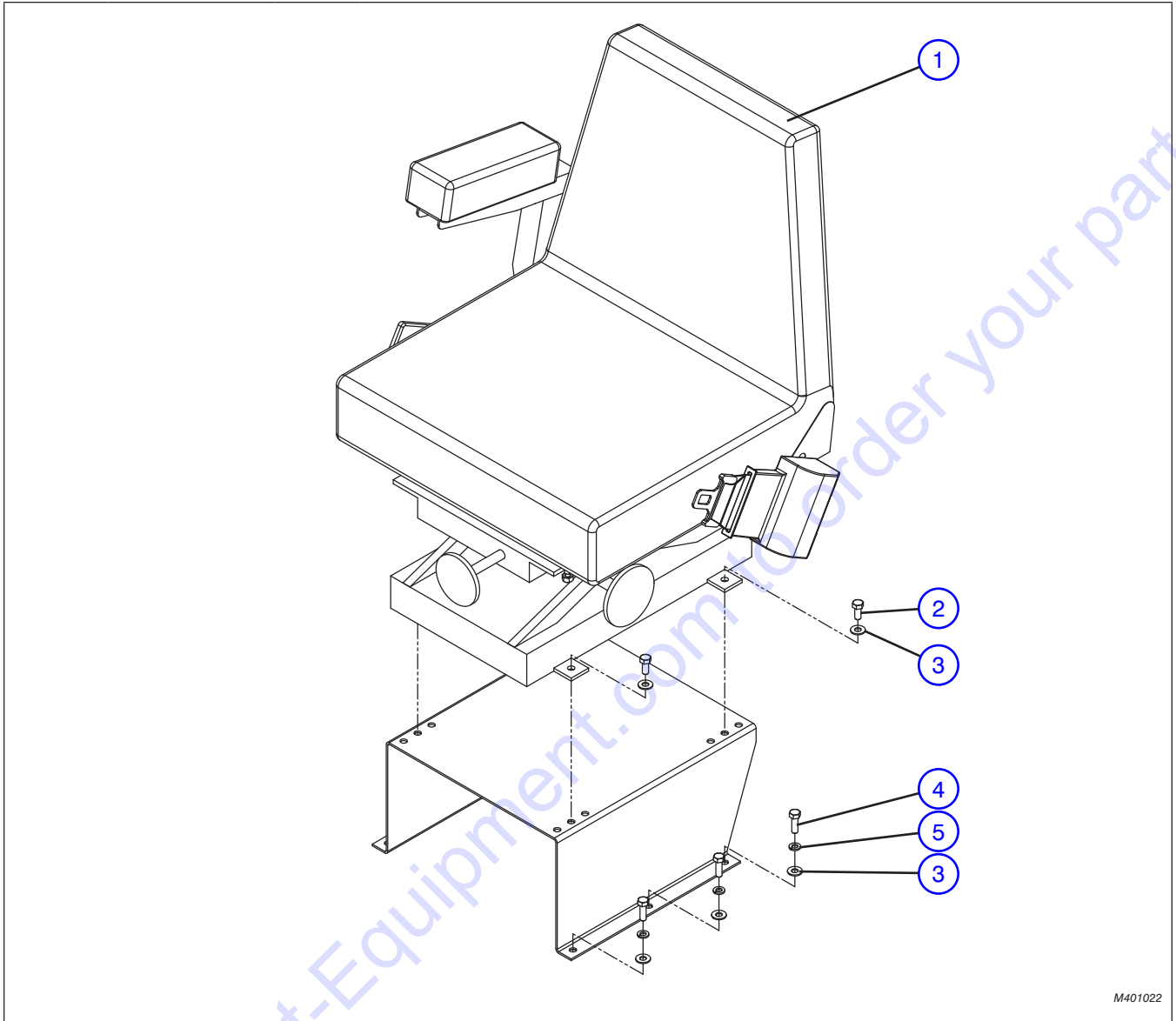
3.9 Steering Wheel Assembly



M404849

Index No.	Skyjack Part No.	Qty.	Description
1	4-404849	1	WHEEL, Steering
2	(Ref.)	-	SHIFTER, 3-speed (For components, refer to Section 8.2)
3	(Ref.)	-	PANEL, Dash instrument (For components, refer to Section 3.8)
4	4-411779	2	SCREW, Socket cap bare (3/8" NC X 1 1/4")
5	4-411693	2	WASHER, Lock (3/8")
6	4-411694	2	WASHER, Flat (3/8" zinc)
7	4-405711	1	COLUMN, Steering
8	(Ref.)	-	MOTOR, Steering (For components, refer to Section 4.7)
9	4-405037	1	NUT, Steering wheel

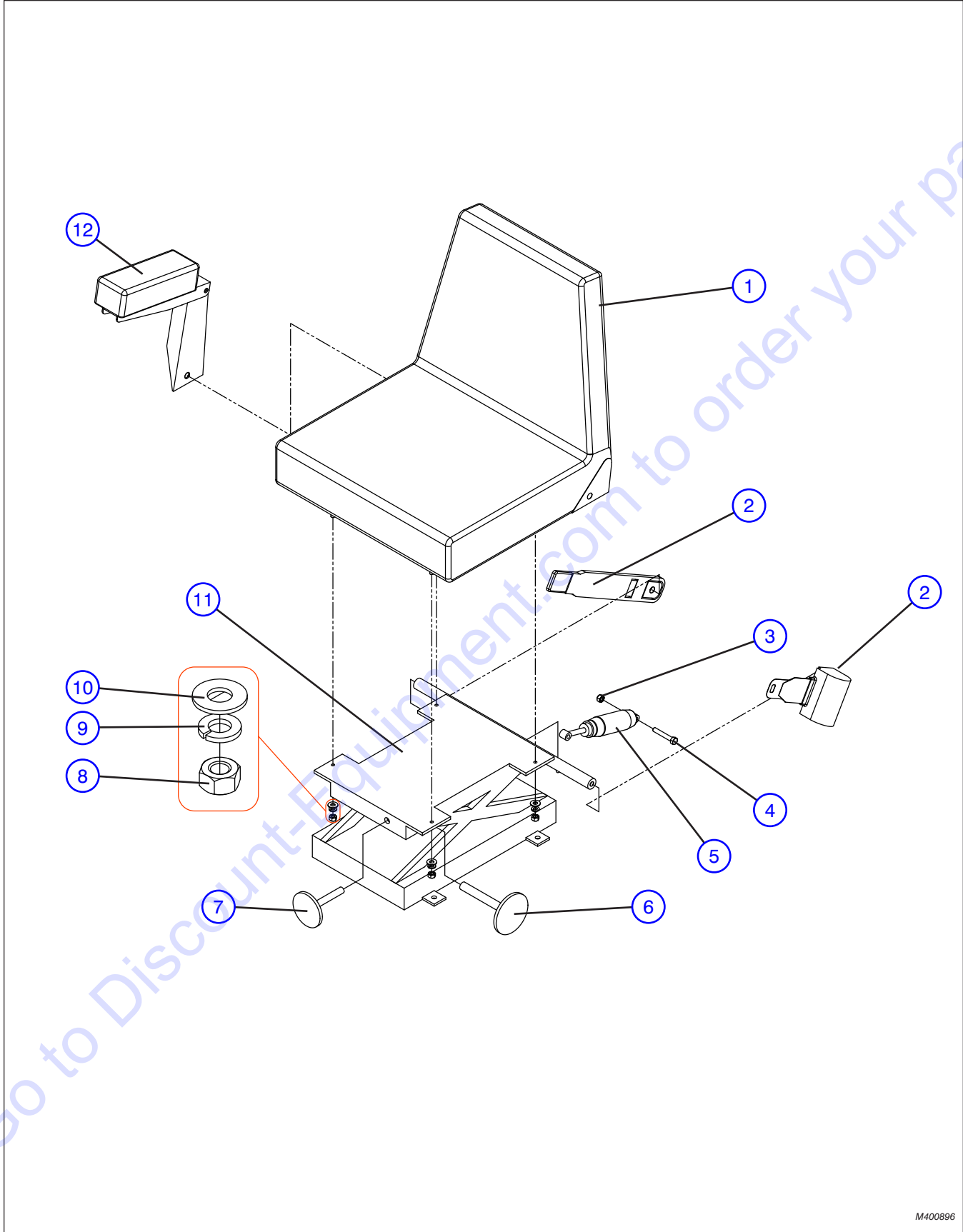
3.10 Seat Box Assembly



M401022

Index No.	Skyjack Part No.	Qty.	Description
1	(Ref.)	-	SEAT ASSEMBLY (For components, refer to Section 3.11)
2	4-411672	4	SCREW, Hex head cap (5/16" X 3/4" NC Grade 5)
3	4-411680	10	WASHER, Flat (5/16")
4	4-411673	6	SCREW, Hex head cap (5/16" X 1" NC)
5	4-411681	6	WASHER, Lock zinc (5/16")
6	4-406727	1	BOX, Seat riser

3.11 Seat Assembly



M400896

3.11 Seat Assembly

Index No.	Skyjack Part No.	Qty.	Description
A	4-400895	-	ASSEMBLY, Seat (2" seat belt)
B	4-400896	-	ASSEMBLY, Seat (3" seat belt)
1	4-404605	1	• ASSEMBLY, Seat
2	4-404656	1	• SEAT BELT, Retractable w/o collar (2"), A
	4-400812	1	• SEAT BELT, Retractable w/o collar (3"), B
3	4-411897	2	• NUT, Lock (5/16"-18 NC)
4	4-411675	2	• SCREW, Hex head cap (5/16"-18 X 2" Grade 5 UNC)
5	4-408643	1	• SHOCK, Riser seat
6	4-407103	1	• KNOB, Height adjustment
7	4-407104	1	• KNOB, Ride adjustment
8	4-411682	4	• NUT, Hex zinc (5/16" NC)
9	4-411681	4	• WASHER, Lock zinc (5/16")
10	4-411680	4	• WASHER, Flat (5/16")
11	4-404606	1	• BOX, Riser seat
12	4-404601	1	• ARM-Rest, RH

4.0 VALVES AND MANIFOLDS RELATED PARTS


Front Joystick Controller Assembly 4.13



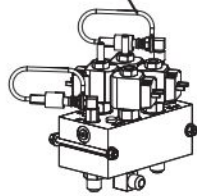
Rear Joystick Controller Assembly 4.14



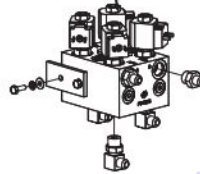
Throttle Pedal Assembly 4.15



Axle Lock Valve Assembly 4.10



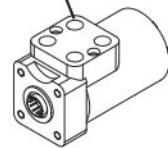
Frame Level Control Valve Assembly 4.11



Diverter Valve Assembly 4.12




Steering Motor Assembly 4.7



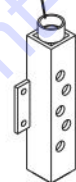
Charge Accumulators Assembly 4.8



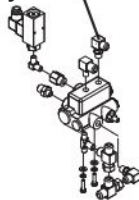
Dual Charge Brake Pedal Assembly 4.9



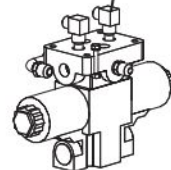
Return Manifold Assembly 4.4



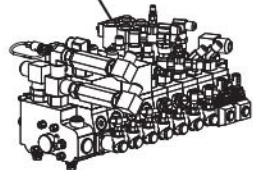
Brake Charge Valve Assembly 4.5



Steering Function Valve Assembly 4.6



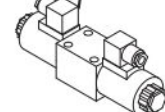
Main Valve Assembly 4.1



Priority Valve Assembly 4.2

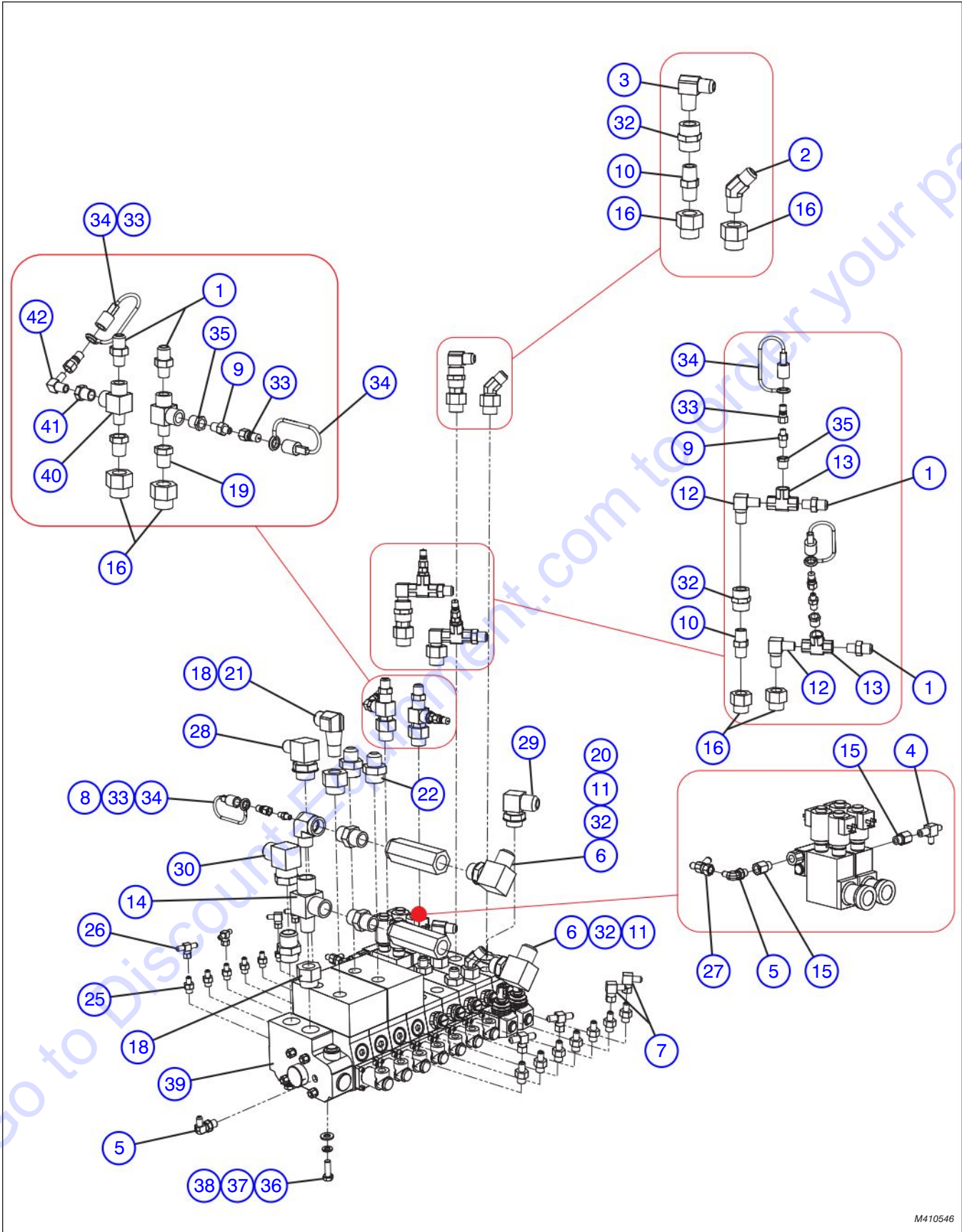


Brake Valve Assembly 4.3



M410546 M402092 M410566 M400947 M409624 M410565 M412831 M414197 M406450 M403339 M409625 M414198 M401349 M401473 M152201

4.1 Main Valve Assembly



M410546

PARTS FINDER

**Search Website
by Part Number**



**Search Manual
Library For Parts
Manual & Lookup Part
Numbers – Purchase
or Request Quote**

Search Manuals

Enter your information to help us find the right parts manual for your machine.

* Brand:

* Model:

* Serial:

* Part Number:

SEARCH

**Can't Find Part or
Manual? Request Help
by Manufacturer,
Model & Description**

Parts Order Form

Please fill in the following information to help us find the right part for your machine.

Manufacturer:	<input type="text"/>
Model:	<input type="text"/>
Description:	<input type="text"/>
Part Number:	<input type="text"/>
Quantity:	<input type="text"/>
Notes:	<input type="text"/>
Submit:	<input type="button" value="Submit"/>

Discount-Equipment.com is your online resource for quality parts & equipment.

Florida: **561-964-4949** Outside Florida TOLL FREE: **877-690-3101**

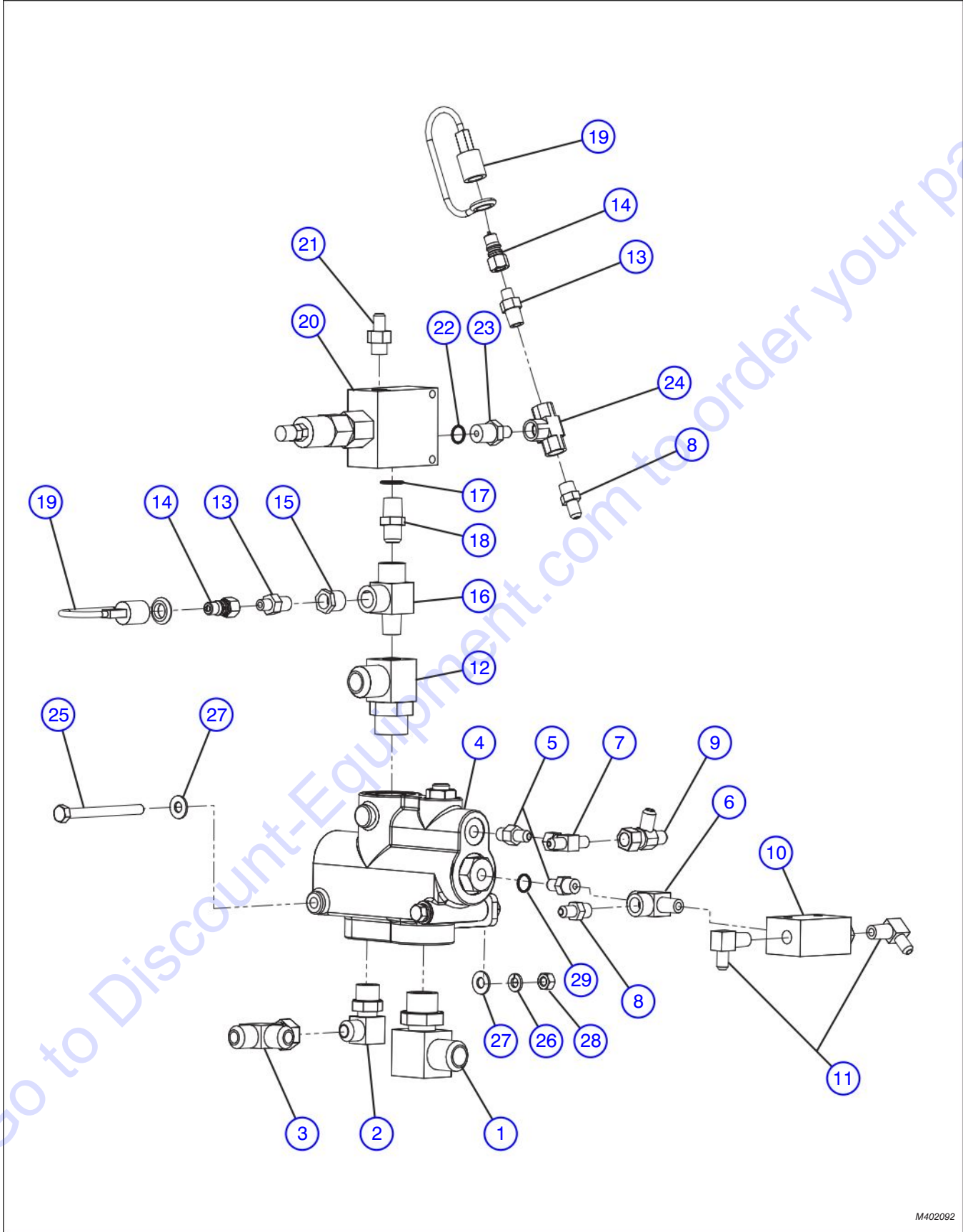
Need parts?

Click on this link: <http://www.discount-equipment.com/category/5443-parts/> and choose one of the options to help get the right parts and equipment you are looking for. Please have the machine model and serial number available in order to help us get you the correct parts. If you don't find the part on the website or on one of the online manuals, please fill out the request form and one of our experienced staff members will get back to you with a quote for the right part that your machine needs.

We sell worldwide for the brands: Genie, Terex, JLG, MultiQuip, Mikasa, Essick, Whiteman, Mayco, Toro Stone, Diamond Products, Generac Magnum, Airman, Haulotte, Barreto, Power Blanket, Nifty Lift, Atlas Copco, Chicago Pneumatic, Allmand, Miller Curber, Skyjack, Lull, Skytrak, Tsurumi, Husquvarna Target, Stow, Wacker, Sakai, Mi-T-M, Sullair, Basic, Dynapac, MBW, Weber, Bartell, Bennar Newman, Haulotte, Ditch Runner, Menegotti, Morrison, Contec, Buddy, Crown, Edco, Wyco, Bomag, Laymor, EZ Trench, Bil-Jax, F.S. Curtis, Gehl Pavers, Heli, Honda, ICS/PowerGrit, IHI, Partner, Imer, Clipper, MMD, Koshin, Rice, CH&E, General Equipment, Amida, Coleman, NAC, Gradall, Square Shooter, Kent, Stanley, Tamco, Toku, Hatz, Kohler, Robin, Wisconsin, Northrock, Oztec, Toker TK, Rol-Air, APT, Wylie, Ingersoll Rand / Doosan, Innovatech, Con X, Ammann, Mecalac, Makinex, Smith Surface Prep, Small Line, Wanco, Yanmar

Index No.	Skyjack Part No.	Qty.	Description
1	4-405595	4	FITTING, External pipe (37° flare)
2	4-405612	2	ADAPTER, 45° AER (MNPT X MJIC)
3	4-405637	2	ADAPTER, MNPT X MJIC, AER
4	4-405674	1	FITTING, External (OIOE, 37° flare)
5	4-406252	2	FITTING, (O-ring, SAE 37° flare)
6	4-406243	2	ADAPTER, (3/4" MORB X 3/4" MJIC 90°)
7	4-406274	4	FITTING, Swivel (37° flare/flare)
8	4-406302	1	FITTING, External pipe/external pipe
9	4-406304	2	FITTING, External pipe/external pipe
10	4-406308	3	FITTING, External pipe
11	4-406300	2	ADAPTER, NPT/NPT
12	4-406318	2	ADAPTER, Elbow (90° MNPT)
13	4-406332	2	FITTING, Tee (internal pipe/internal pipe)
14	4-406344	1	ADAPTER, Tee (MNPT X FNPT X FNPT)
15	4-406559	1	ADAPTER, FNPT X MORB
16	4-406564	8	ADAPTER, FNPT X Male o-ring
17	4-406553	2	FITTING, SAE (o-ring NPT)
18	4-406555	2	ADAPTER, FNPT X MORB
19	4-406290	2	ADAPTER, MNPT to FNPT
20	4-404069	1	ADAPTER, Tapped pipe (external/internal)
21	4-405613	1	ADAPTER, MNPT X MJIC 90° long)
22	4-405650	2	FITTING, O-ring (37° flare)
23	4-405651	2	FITTING, O-ring (37° flare SAE)
24	4-405652	1	ADAPTER, ORB X MJIC
25	4-405660	14	ADAPTER, MJIX X MORB
26	4-405700	4	FITTING, Swivel (37° flare/37° flare)
27	4-405702	1	FITTING, Swivel (Tee)
28	4-406246	1	FITTING, 90° (SAE o-ring to MJIC)
29	4-406247	1	ADAPTER, Elbow (90° ORB to MJIC)
30	4-406273	1	ADAPTER, Elbow (90° MJIC X FJIC)
31	4-406359	3	ADAPTER, Coupling (FNPT)
32	4-407479	2	VALVE, Check
33	4-410716	4	QUICK DISCONNECT, (Male half)
34	4-410719	4	CAP, Dust (quick coupler)
35	4-413133	3	REDUCER, (3/8" X 1/4")
36	4-411810	4	SCREW, Hex head cap (M10-1.50 X 30)
37	4-411815	4	WASHER, Lock (M10)
38	4-411831	4	WASHER, Flat (7/16" gr.9 zinc DICH)
39	-	1	BLOCK, Main valve (pilot control, 7 section) (For components, refer to Section 4.16)
40	4-406347	2	FITTING, Tee (external pipe/internal pipe)
41	4-406288	1	REDUCER, NPT
42	4-406315	1	ADAPTER, MNPT (90°)
43	4-406634	2	CONNECTOR, Hirschmann (Not Shown)

4.2 Priority Valve Assembly

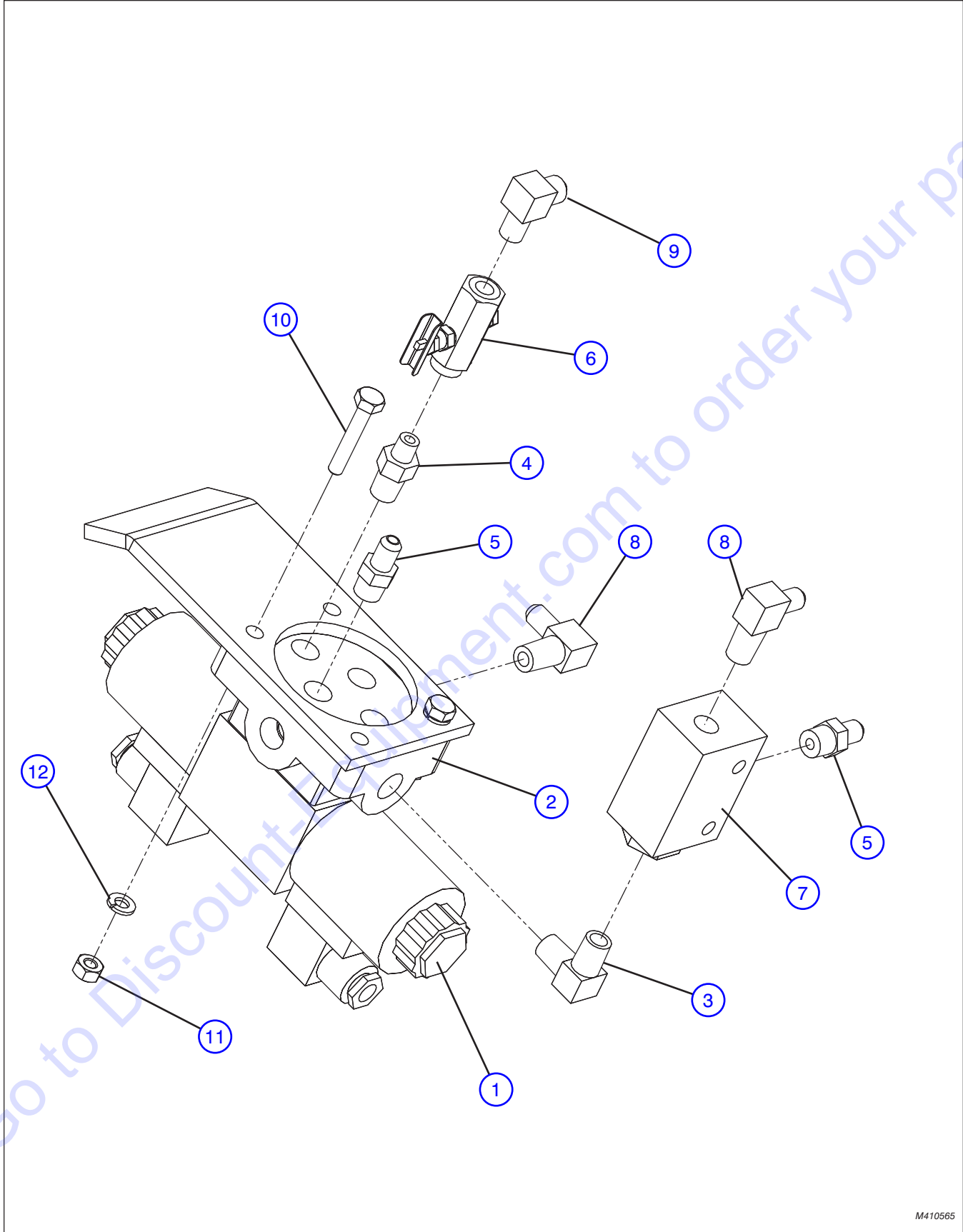


M402092

4.2 Priority Valve Assembly

Index No.	Skyjack Part No.	Qty.	Description
-	4-414195	1	SUB-ASSEMBLY, PRIORITY VALVE HYDRAULIC
1	4-406243	1	• ADAPTER, (3/4" MORB X 3/4" MJIC 90°)
2	4-406257	1	• FITTING, (1/2" MORB X 1/2" MJIC 90°)
3	4-405703	1	• FITTING, Swivel (Tee 37° flare, 37° flare)
4	4-402092	1	• VALVE, priority (M+S static signal type)
5	4-405658	2	• FITTING, Ring (37° flare / flare SAE)
6	4-406346	1	• FITTING, Tee (NPT/FNPT/FNPT)
7	4-405700	1	• FITTING, Swivel (37° flare/37° flare)
8	4-405589	2	• ADAPTER, MNPT X MJIC
9	4-405702	1	• FITTING, Swivel (Tee)
10	4-412740	1	• VALVE, Check (2 way)
11	4-405629	2	• ADAPTER, Elbow (90° MNPT X MJIC)
12	4-404073	1	• ADAPTER, Plug
13	4-406304	2	• FITTING, External pipe/internal pipe
14	4-410717	2	• QUICK DISCONNECT, (Male half)
15	4-413133	1	• REDUCER, (1/4" X 3/8")
16	4-406347	1	• FITTING, Tee (external pipe/internal pipe)
17	4-406628	1	• O-ring (1/2")
18	4-405594	1	• ADAPTER, (3/8" X 3/8" AER MNPT X MJIC)
19	4-410719	4	• CAP, Dust (quick coupler)
20	4-412276	1	• VALVE, Pressure reducing
21	4-405660	1	• ADAPTER, MJIX X MORB
22	4-406622	1	• O-ring, (3/8")
23	4-405590	1	• ADAPTER, MNPT X MJIC
24	4-157845	1	• FITTING, Tee (internal pipe/internal pipe)
25	4-103863	2	• BOLT, Hex head cap (1/4"-20 X 3 1/2" gr.5)
26	4-104000	2	• WASHER, Lock (1/4")
27	4-103995	4	• WASHER, Flat (1/4")
28	4-103980	2	• NUT, Hex head (1/4"-20 gr. 5)
29	4-406627	1	• O-ring

4.3 Brake Valve Assembly

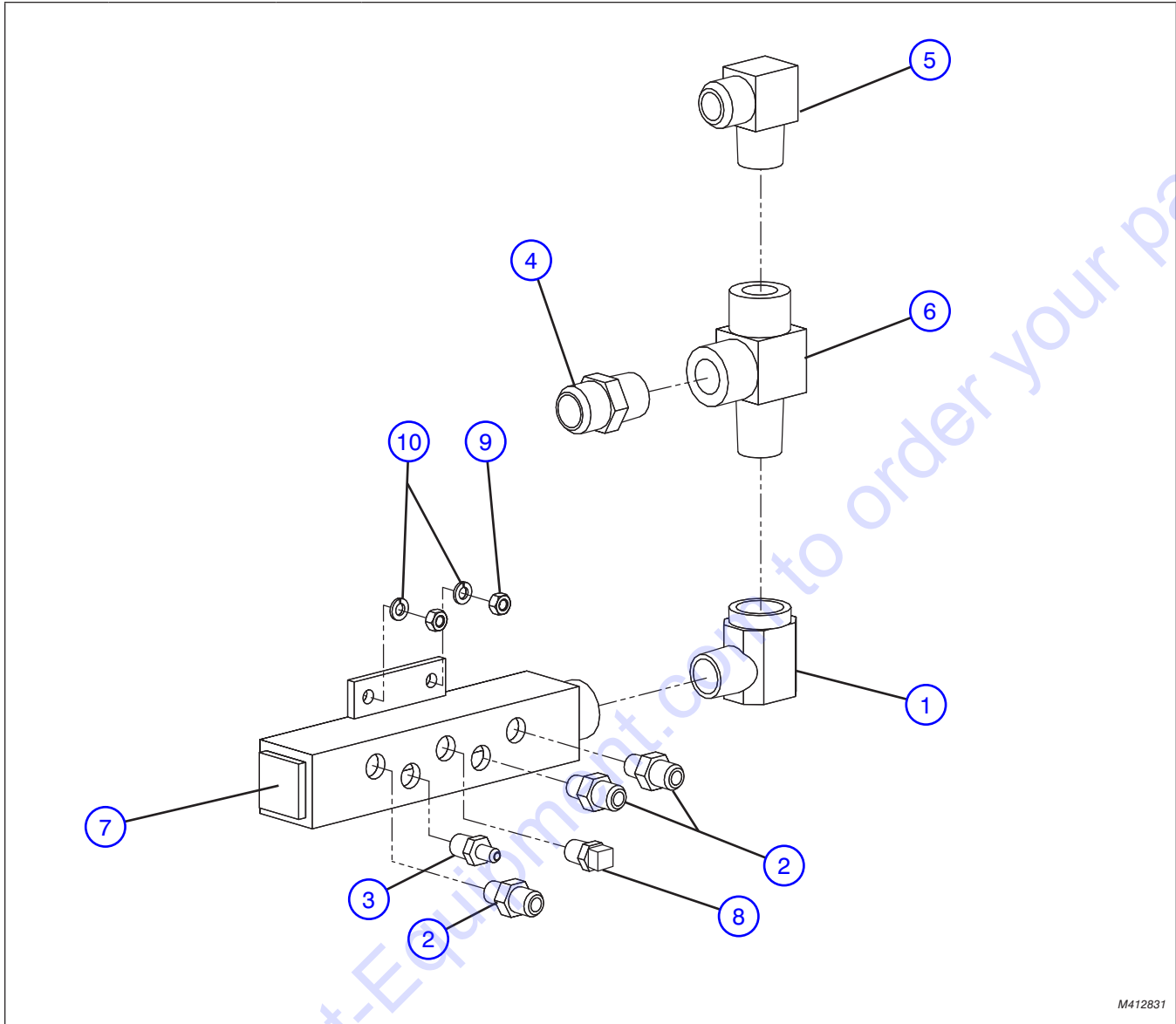


M410565

4.3 Brake Valve Assembly

Index No.	Skyjack Part No.	Qty.	Description
-	4-414202	1	SUB-ASSEMBLY, SERVICE BRAKE VALVE HYDRAULIC
1	4-410565	1	• VALVE, Park Brake
2	4-411547	1	• PLATE, Sub
3	4-406316	1	• ELBOW, MNPT/MNPT
4	4-406304	1	• FITTING, External pipe/external pipe
5	4-405589	2	• ADAPTER, MNPT X MJIC
6	4-410643	1	• VALVE, Flow restricter
7	4-412740	1	• VALVE, Check (2-way)
8	4-405629	2	• ADAPTER, Elbow (90° MNPT X MJIC)
9	4-405628	1	• ADAPTER, Elbow (90° MNPT X MJIC)
10	4-103859	2	• BOLT, Hex head cap (1/4"-20 X 1 1/2" gr.5)
11	4-103980	2	• NUT, Hex (1/4"-20 X gr.5)
12	4-104000	2	• WASHER, Lock (1/4")

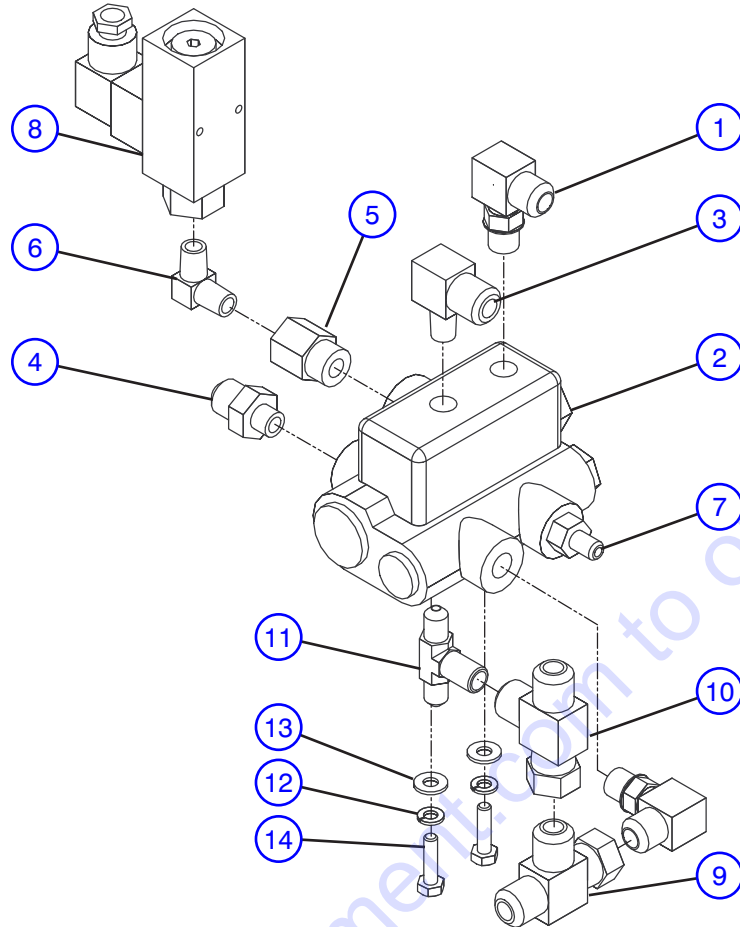
4.4 Return Manifold Assembly



M412831

Index No.	Skyjack Part No.	Qty.	Description
-	4-414200	1	SUB-ASSEMBLY, RETURN MANIFOLD HYDRAULIC
1	4-406326	1	• ADAPTER, Elbow (90° MNPT X FNPT)
2	4-405595	3	• FITTING, External pipe (37° flare)
3	4-405593	1	• ADAPTER, MNPT X MJIC
4	4-405585	1	• ADAPTER, MNPT X MJIC (1" X 1" AER)
5	4-405625	1	• ADAPTER, MNPT X MJIC (90°)
6	4-406345	1	• FITTING, Tee (external pipe/internal pipe)
7	4-412831	1	• WELDMENT, Return manifold
8	4-410791	1	• PLUG, Square (3/8" NPT)
9	4-103984	2	• NUT, Hex (5/16"-18)
10	4-103966	2	• WASHER, Lock (5/16")

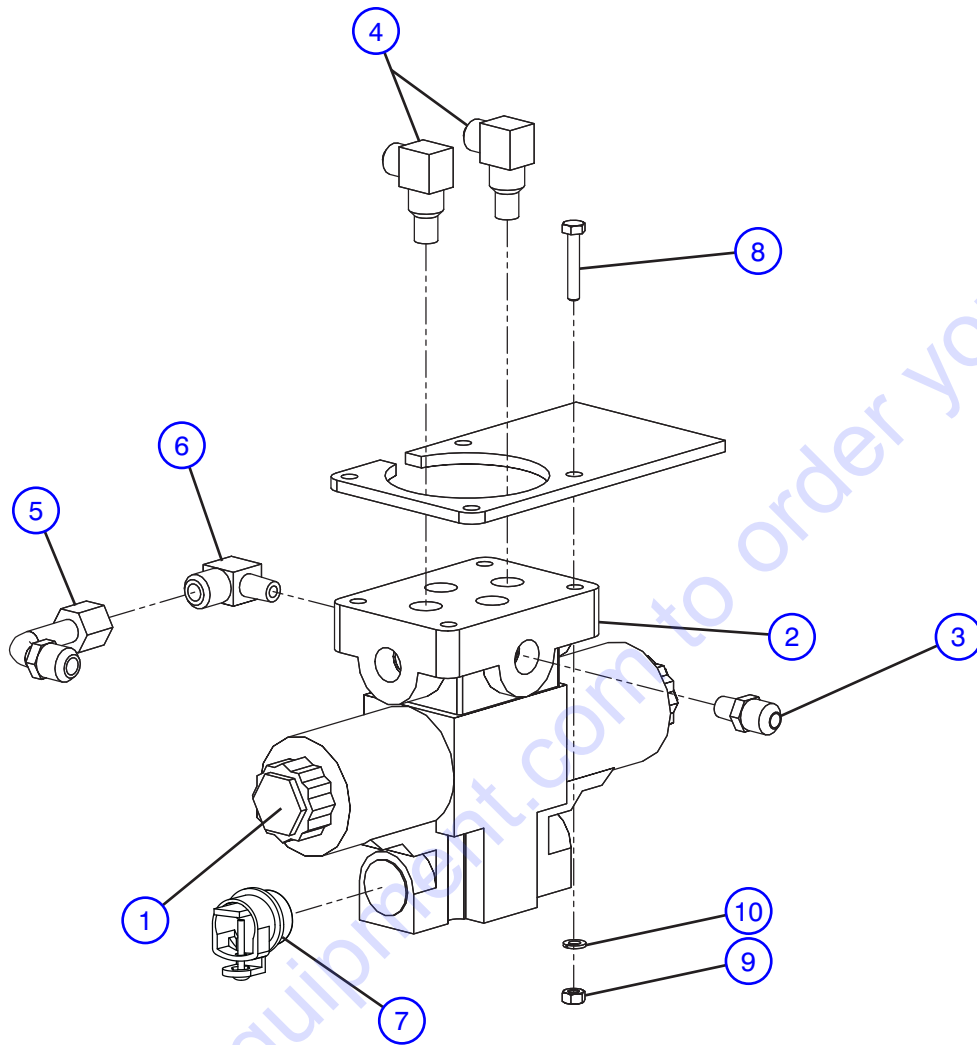
4.5 Brake Charge Valve Assembly



M414197

Index No.	Skyjack Part No.	Qty.	Description
-	4-414197	1	SUB-ASSEMBLY, BRAKE CHARGE VALVE
1	4-406254	2	• FITTING, O-ring (BOSE 37° flare SAE)
2	4-403342	1	• VALVE, Dual Brake charge
3	4-405631	1	• FITTING, External pipe (37° flare)
4	4-405662	1	• FITTING, O-ring (37° flare SAE)
5	4-406562	1	• ADAPTER, FNPT/MORB
6	4-406316	1	• ELBOW, MNPT/MNPT
7	4-405660	1	• ADAPTER, MJIX x MORB
8	4-410548	1	• SWITCH, Pressure
9	4-405703	1	• ADAPTER, Swivel (37° flare / 37° flare)
10	4-404044	1	• CONNECTOR, Tee drain
11	4-405694	1	• ADAPTER, External pipe (37° flare)
12	4-104000	2	• WASHER, Lock (1/4")
13	4-103995	2	• WASHER, Flat (1/4")
14	4-103857	2	• BOLT, Hex head (1/4"-20 X 1" gr.5)

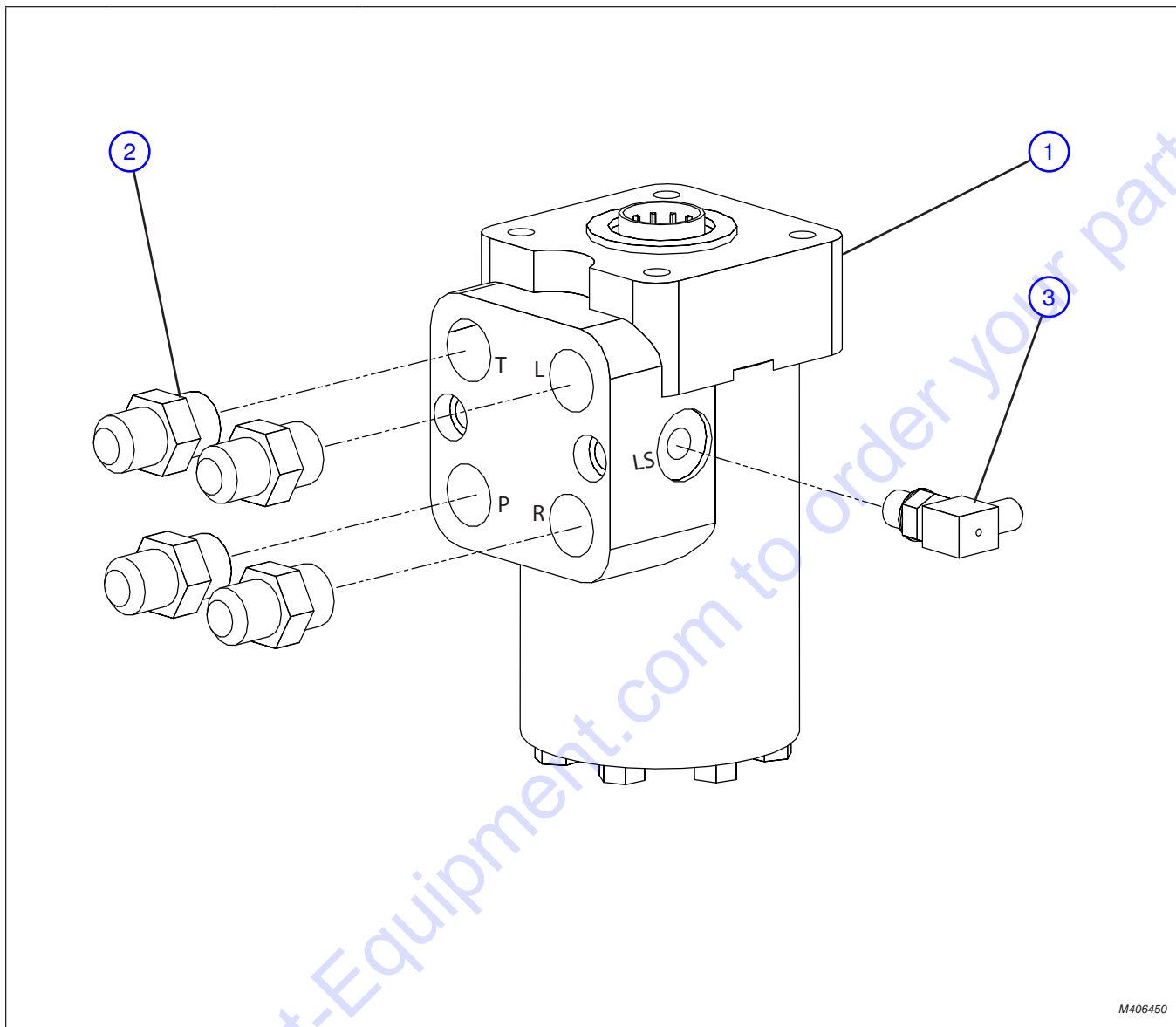
4.6 Steering Function Valve Assembly



M410566_1

Index No.	Skyjack Part No.	Qty.	Description
-	4-414201	1	SUB-ASSEMBLY, STEER VALVE HYDRAULIC
1	4-410566	1	• VALVE, Steer/Frame function
2	4-411547	1	• PLATE, Sub
3	4-405591	1	• FITTING, External pipe (37° flare)
4	4-405615	2	• FITTING, External pipe (37° flare)
5	4-407803	1	• FITTING, Swivel (37° flare, 37° flare)
6	4-405631	1	• FITTING, External pipe (37° flare)
7	4-412570	1	• FITTING, 1/2 box connector
8	4-103859	2	• BOLT, Hex head cap (1/4"-20 X 1 1/2" gr.5)
9	4-103980	2	• NUT, Hex (1/4"-20 X gr.5)
10	4-104000	2	• WASHER, Lock (1/4")

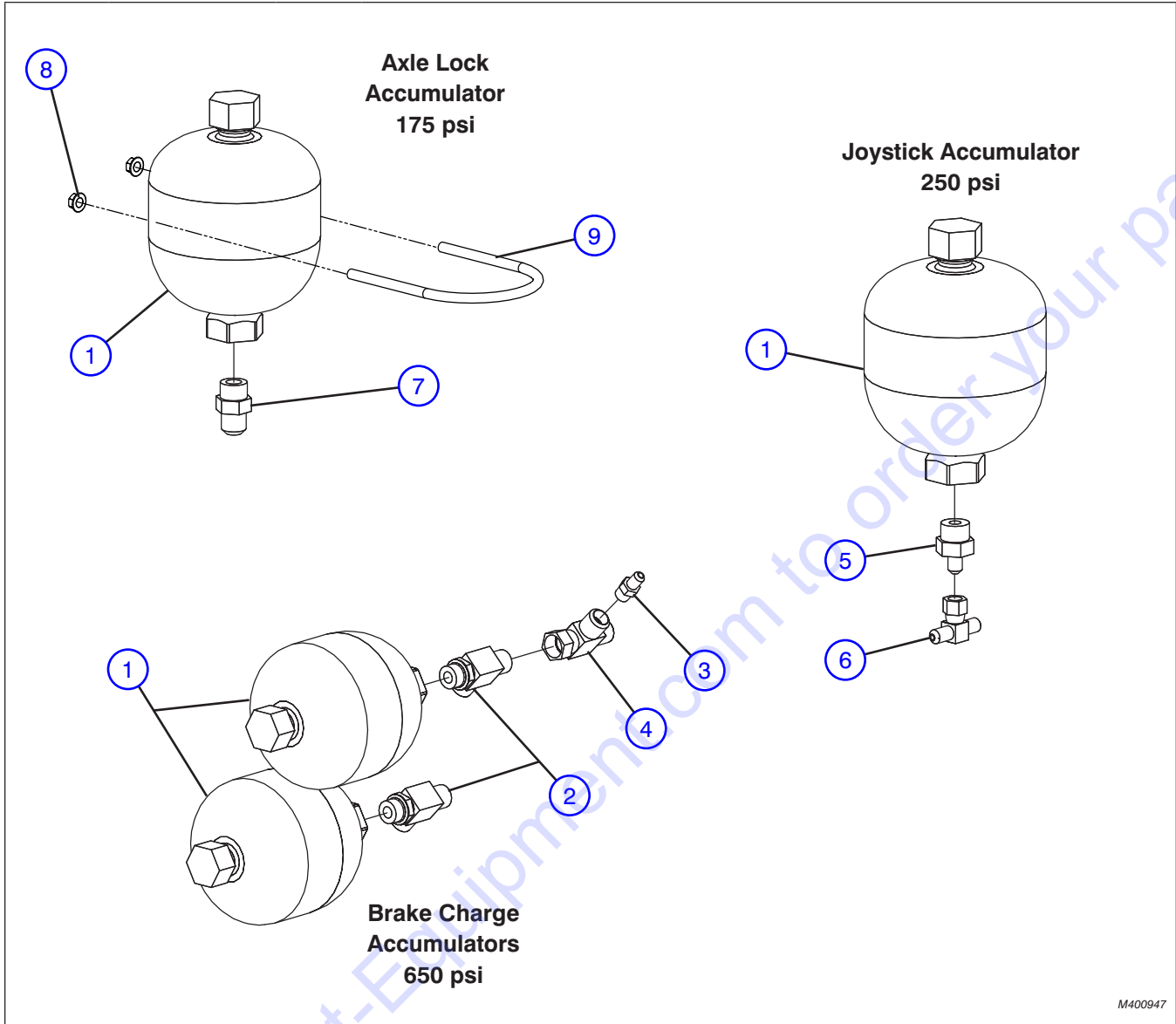
4.7 Steering Motor Assembly



M406450

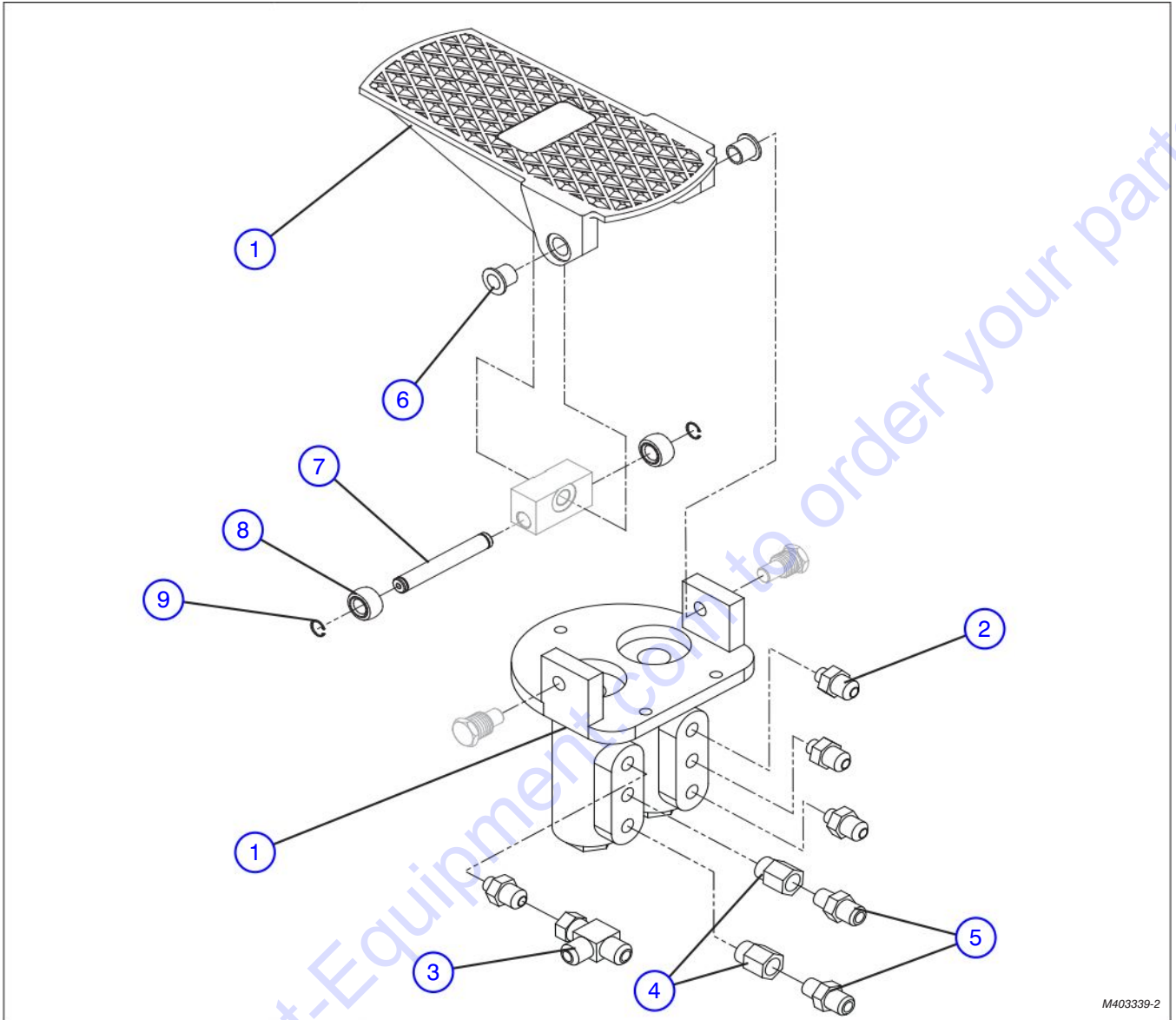
Index No.	Skyjack Part No.	Qty.	Description
1	4-406450	1	MOTOR, Steering
2	4-405666	4	SAE O-ring 37° flare
3	4-406251	1	SAE O-ring (adjustable) 37° flare

4.8 Charge Accumulators Assembly



Index No.	Skyjack Part No.	Qty.	Description
1	4-400947	4	ACCUMULATOR (Diaphragm (0.75 L, low temp)
2	4-405690	2	ADAPTER, Tee (MORB X MJIC)
3	4-405589	1	ADAPTER, MNPT X MJIC
4	4-404044	1	CONNECTOR, Drain tee
5	4-405664	1	ADAPTER, MORB X MJIC AER
6	4-405700	1	FITTING, Swivel (37° flare, 37° flare)
7	4-405666	1	FITTING, O-ring (SAE 37° flare)
8	4-411695	8	NUT, Hex (3/8" NC)
9	4-411651	4	U-Bolt

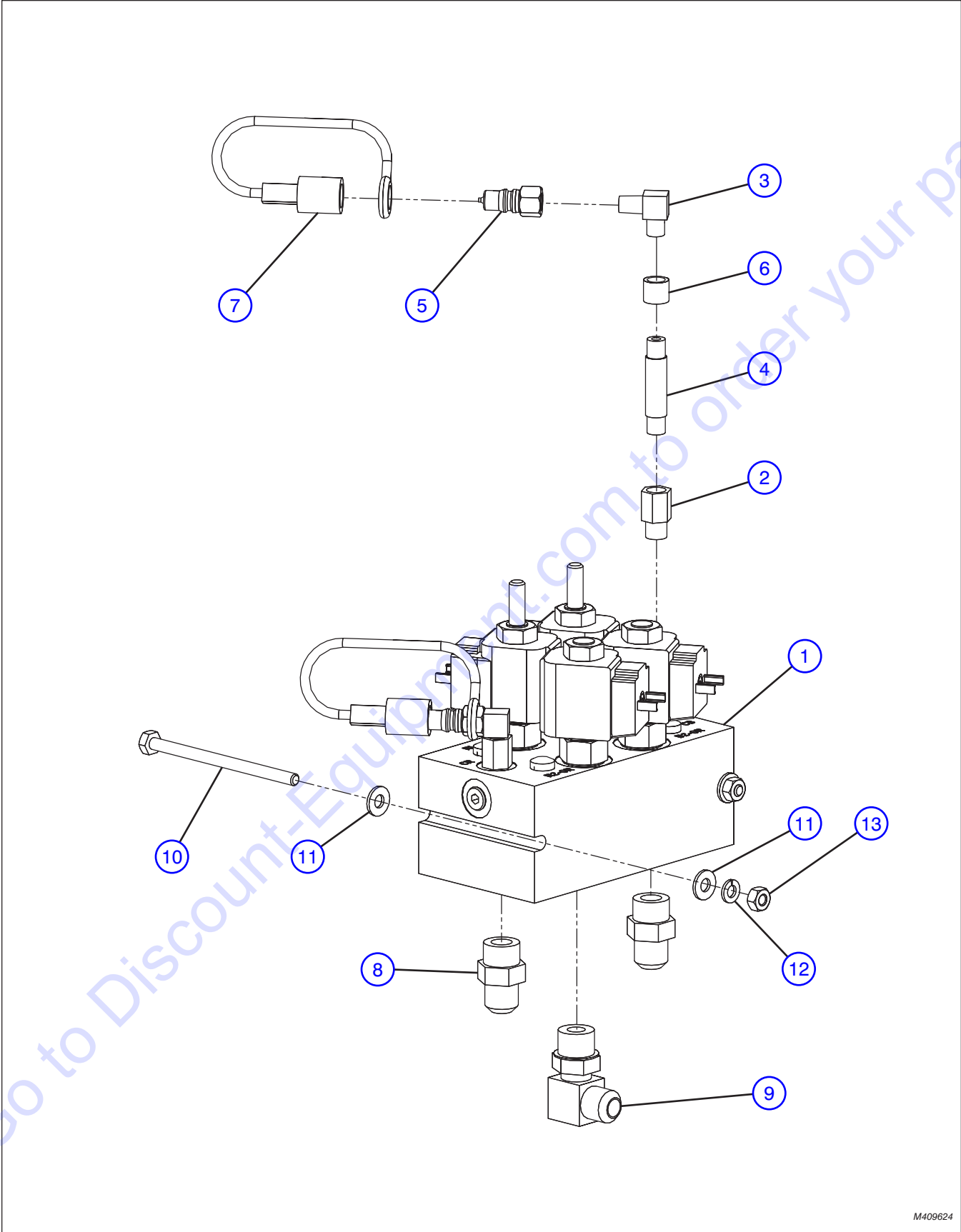
4.9 Dual Charge Brake Pedal Assembly



M403339-2

Index No.	Skyjack Part No.	Qty.	Description
1	4-403338	1	VALVE, Dual brake pedal
2	4-405662	4	FITTING, SAE O-Ring 37° flare
3	4-405703	1	FITTING, SAE O-Ring BOSS 37° flare
4	4-406562	2	PIPE, Internal SAE O-Ring BOSS
5	4-405595	2	PIPE, External 37° flare
6	4-196085	2	BEARING, Dual brake pedal
7	4-196087	1	PIN, Dual brake pedal
8	4-196088	2	CAM, Dual brake pedal
9	4-196090	2	RETAINING RING, Dual brake pedal

4.10 Axle Lock Valve Assembly

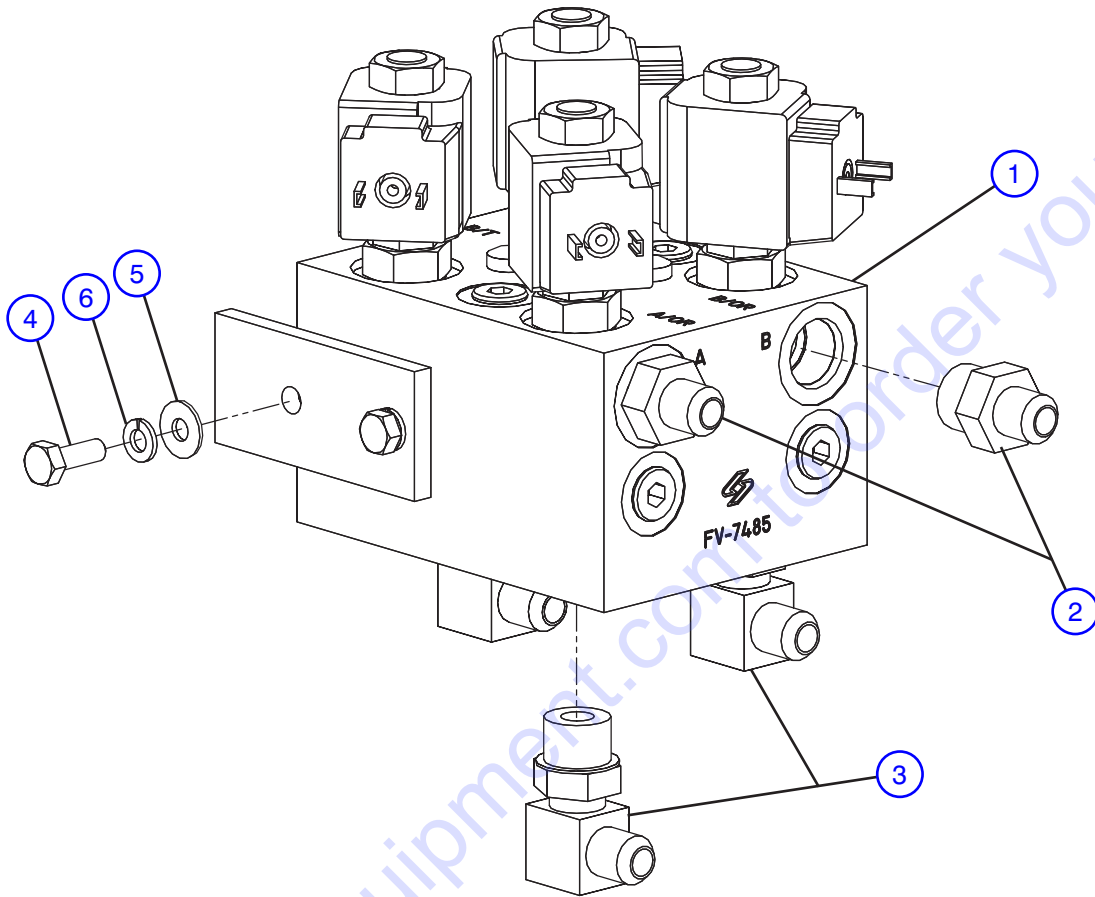


M409624

4.10 Axle Lock Valve Assembly

Index No.	Skyjack Part No.	Qty.	Description
-	4-414194	1	SUB-ASSEMBLY, AXLE LOCK HYDRAULIC
1	4-409624	1	• BLOCK, Axle lock valve
2	4-406558	2	• FITTING, O-ring (internal pipe)
3	4-406313	2	• FITTING, Elbow (90° external pipe/external pipe)
4	4-406309	1	• FITTING, External pipe/ external pipe
5	4-410717	2	• QUICK DISCONNECT, (Male half)
6	4-411617	1	• COUPLING, NPT (1/8")
7	4-410719	2	• CAP, Dust (quick coupler)
8	4-405666	3	• FITTING, O-ring (37° flare SAE)
9	4-406257	1	• FITTING, MORB X MJIC (1/2" X 1/2" 90°)
10	4-120738	2	• BOLT, Hex head cap (1/4"-20 X 4" gr.5)
11	4-103995	4	• WASHER, Flat (1/4")
12	4-104000	2	• WASHER, Lock (1/4")
13	4-103980	2	• NUT, Hex (1/4"-20 gr.5)
14	(Ref.)	1	• ACCUMULATOR (Diaphragm (0.75 L, low temp) (For components, refer to Section 4.8)

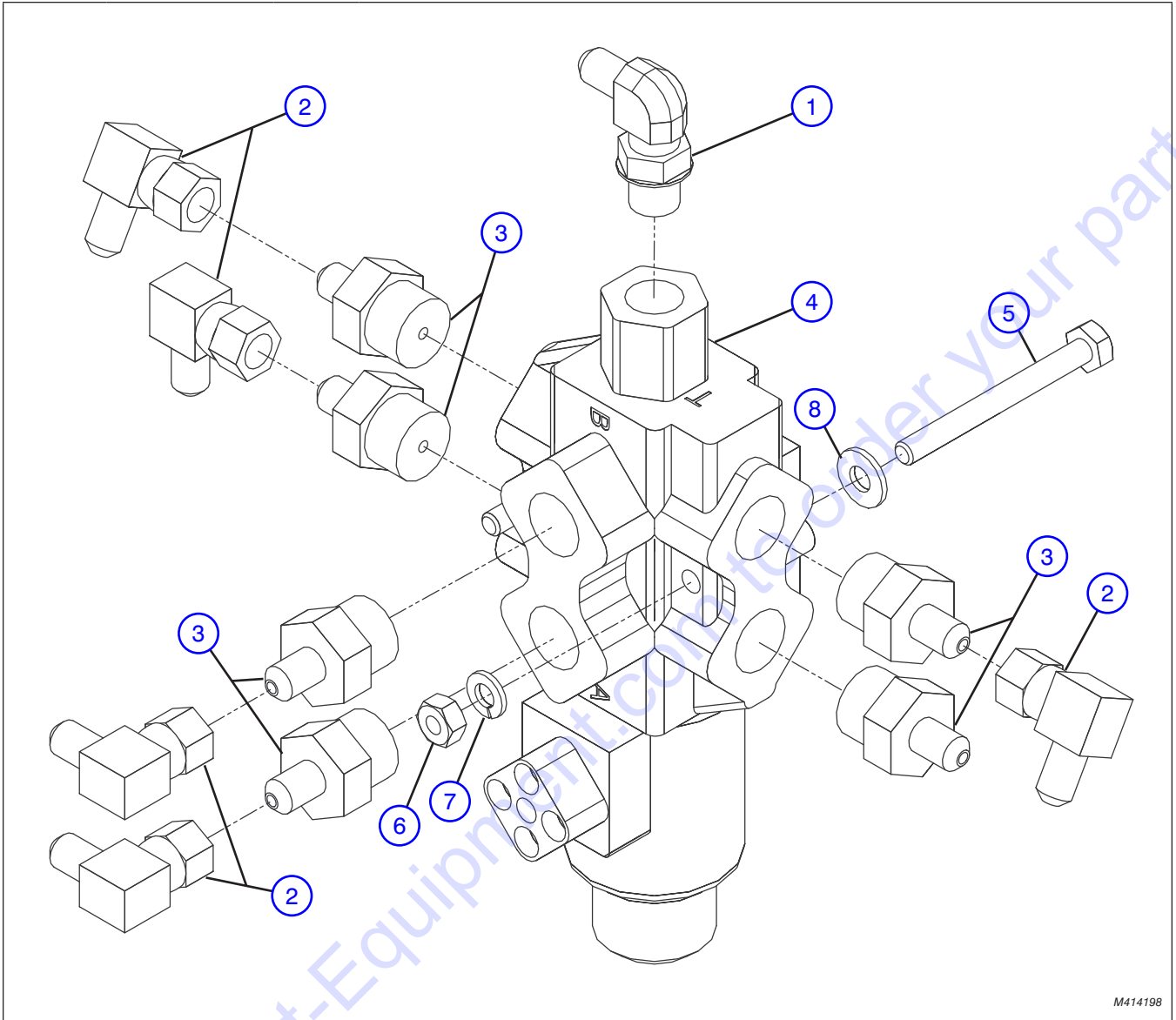
4.11 Frame Level Control Valve Assembly



M409625

Index No.	Skyjack Part No.	Qty.	Description
-	4-414198	1	SUB-ASSEMBLY, FRAME LEVEL CONTROL VALVE HYDRAULIC
1	4-409625	1	• VALVE, Frame Level Control
2	4-405665	2	• ADAPTER, (-8 MORB, -6 JIC)
3	4-406256	3	• FITTING, (MORB X MJIC 90°)
4	4-103857	2	• BOLT, Hex head (1/4"-20 X 1" gr.5)
5	4-103995	2	• WASHER, Flat (1/4")
6	4-104000	2	• WASHER, Lock (1/4")

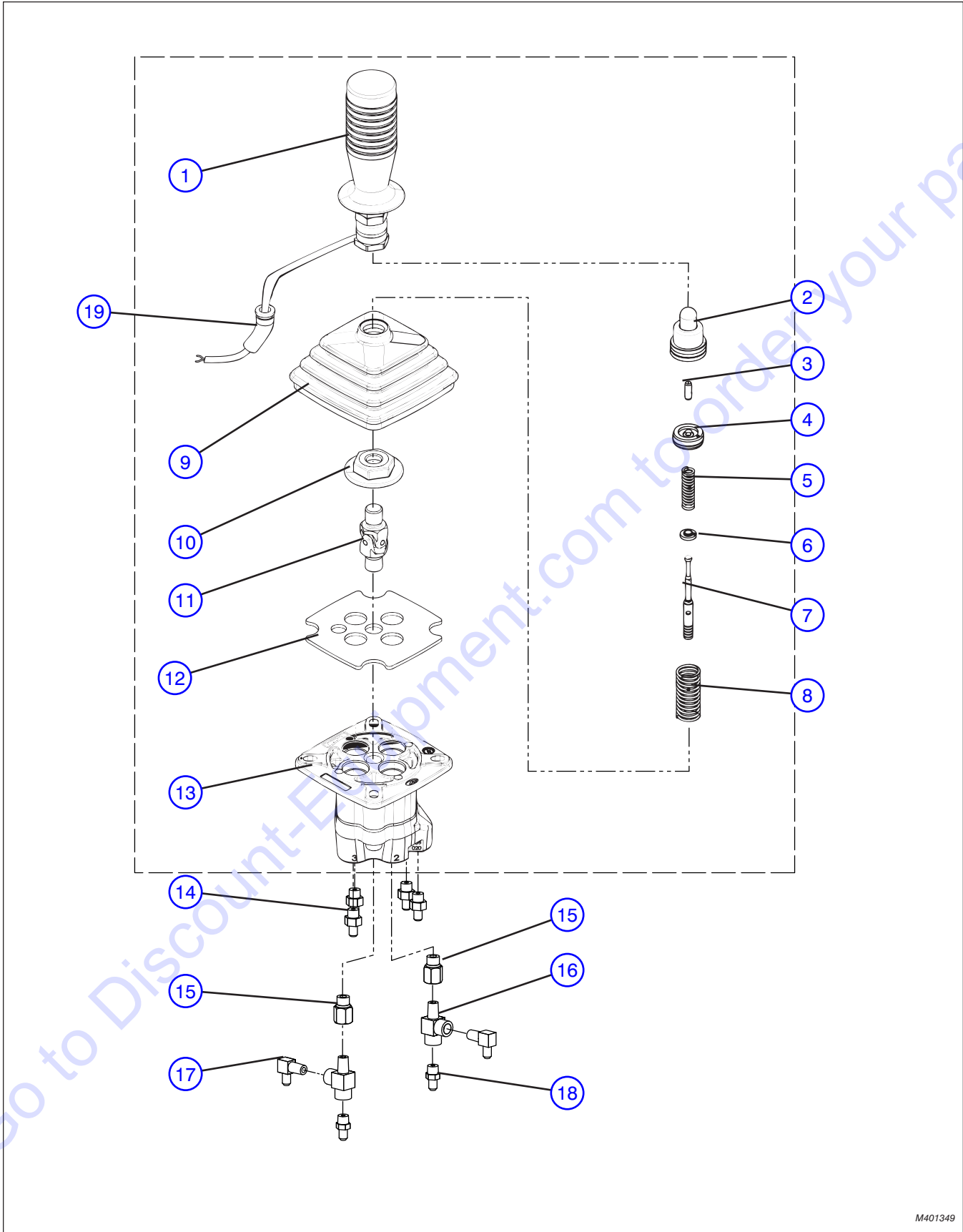
4.12 Diverter Valve Assembly



M414198

Index No.	Skyjack Part No.	Qty.	Description
-	4-414198	1	SUB-ASSEMBLY, DIVERTER VALVE HYDRAULIC
1	4-406252	1	• FITTING, SAE O-ring BOSS 37° flare
2	4-406274	5	• FITTING, 37° flare SWIV.
3	4-405664	6	• FITTING, SAE O-Ring (STR AER MORB x MJIC)
4	4-410534	1	• VALVE, Diverter (2-way 12VDC-SAE)
5	4-127284	2	• BOLT, Hex head (1/4" - 20 X 2 1/2" gr. 5)
6	4-103980	2	• NUT, (1/4" - 20 gr.5)
7	4-104000	2	• WASHER, Lock (1/4")
8	4-103995	2	• WASHER, Flat (1/4")

4.13 Front Joystick Controller Assembly

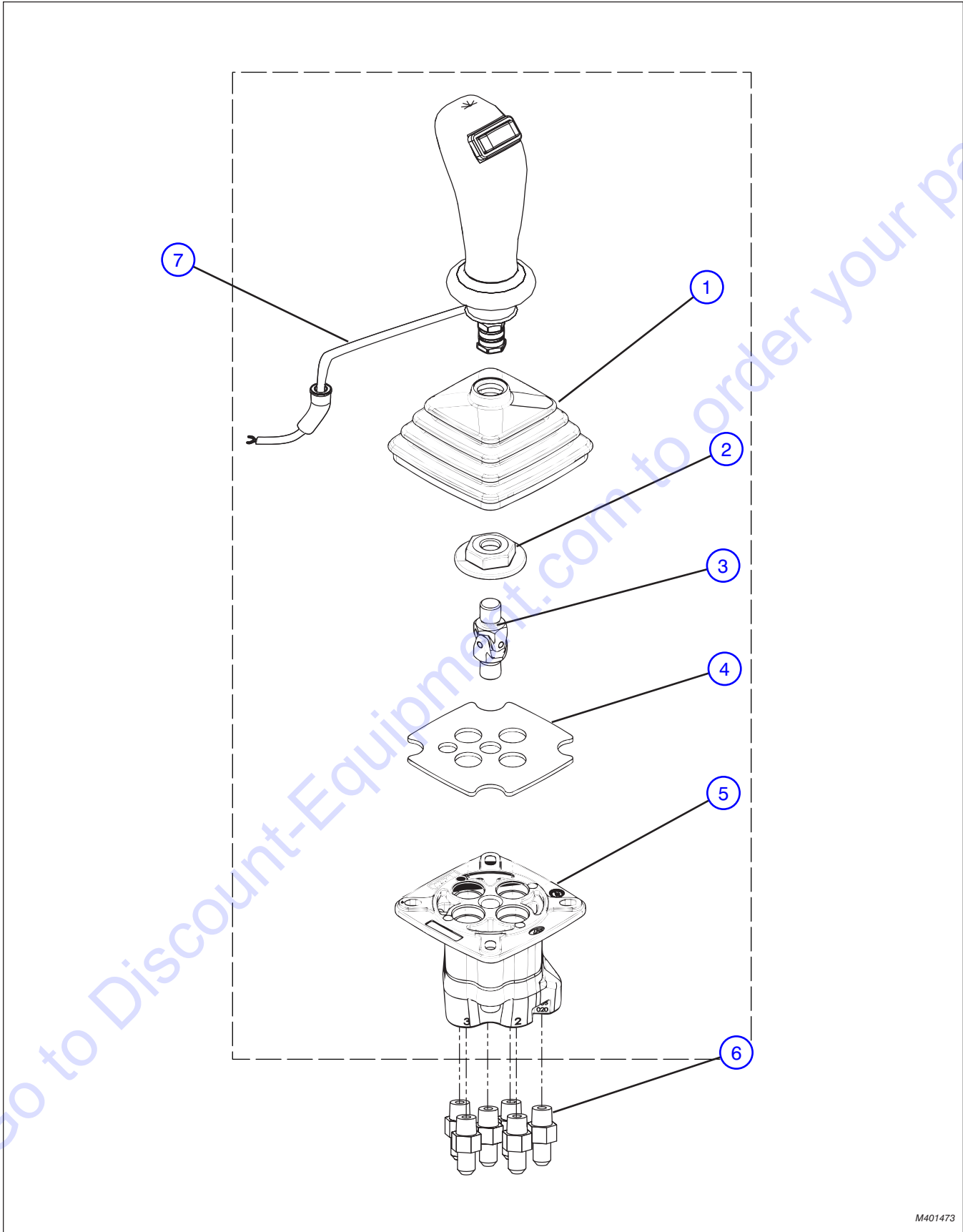


M401349

4.13 Front Joystick Controller Assembly

Index No.	Skyjack Part No.	Qty.	Description
-	4-401349	1	JOYSTICK, Front controller
1	(Ref.)	1	• KNOB, W-M14 x 1.5
2	(Ref.)	4	• KIT, Plunger (SVM400/420)
3	(Ref.)	4	• ROD, Pin (4 x 12 UNI-EN 28752)
4	(Ref.)	4	• RING, (SVM400-420)
5	(Ref.)	4	• SPRING, Meetering
6	(Ref.)	4	• BUSHING, (SVM400-420 1.9mm)
7	(Ref.)	4	• ROD, Docking (SVM420)
8	(Ref.)	4	• SPRING, Return (Type A)
9	(Ref.)	1	• BOOT, Rubber (Type 4/SVM400-GP-S10)
10	(Ref.)	1	• RING, Selector (SVM420)
11	(Ref.)	1	• JOINT (SVM420 M14 x 1.5)
12	(Ref.)	1	• FLANGE, (SVM400-420)
13	(Ref.)	1	• BODY, (SVM400/01-21SAE ORVN)
14	4-405660	4	FITTING, (37° flare SAE O-Ring
15	4-406559	2	FITTING, Internal pipe
16	4-406346	2	FITTING, External pipe/internal pipe
17	4-405629	2	FITTING, External pipe (37° flare)
18	4-405589	2	FITTING, External pipe (37° flare)
19	(Ref.)	-	HARNESS, Front joystick with microswitch (For components, refer to Section 8.14)

4.14 Rear Joystick Controller Assembly

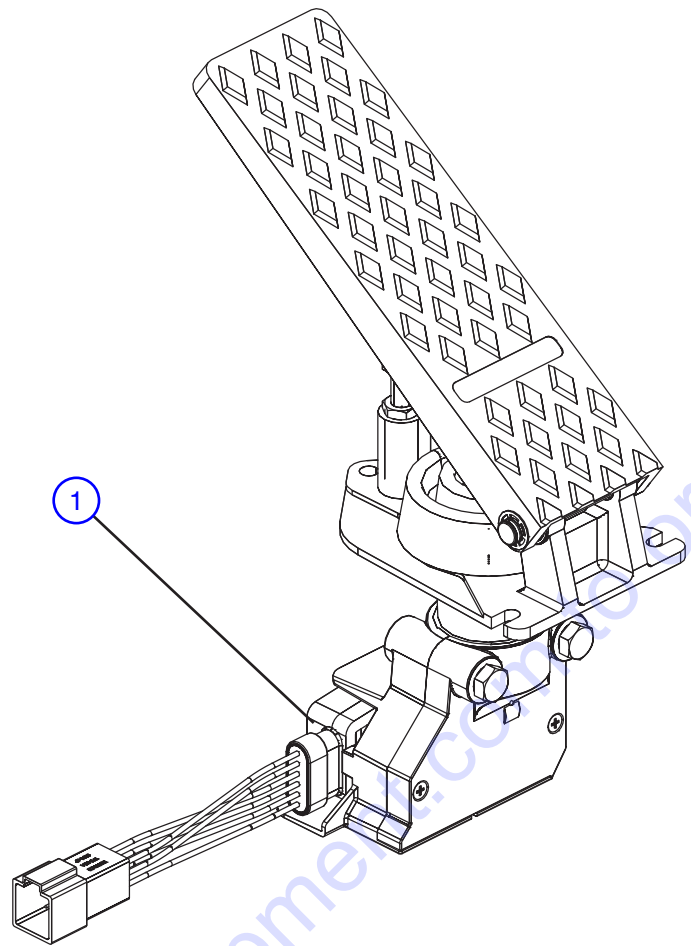


M401473

4.14 Rear Joystick Controller Assembly

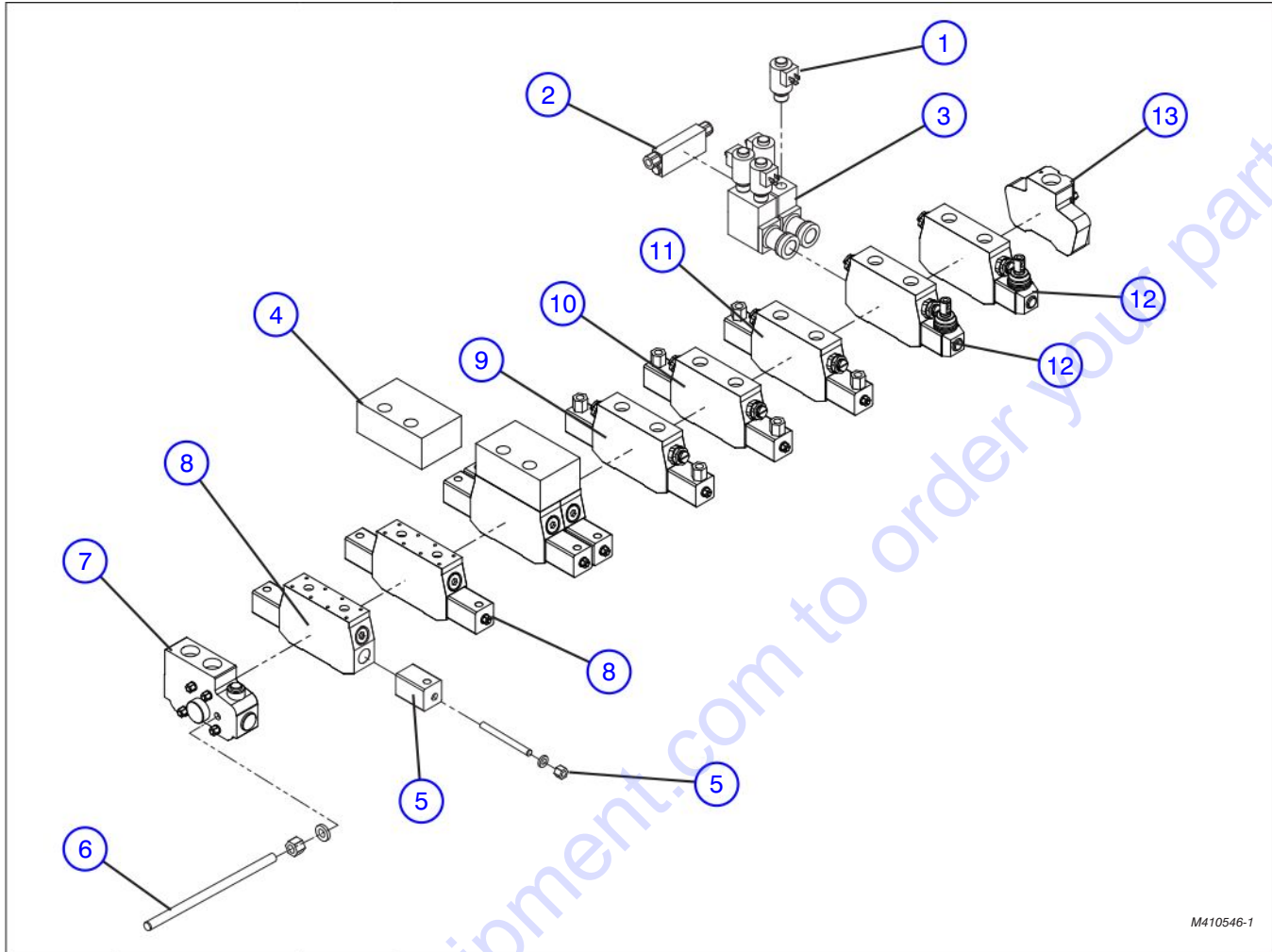
Index No.	Skyjack Part No.	Qty.	Description
-	4-401473	1	ASSEMBLY, Rear joystick controller
1	(Ref.)	1	• BOOT, Rubber (Type 4/SVM400-GP-S10)
2	(Ref.)	1	• RING, Selector (SVM420)
3	(Ref.)	1	• JOINT (SVM420 M14 x 1.5)
4	(Ref.)	1	• FLANGE, (SVM400-420)
5	(Ref.)	1	• BODY, (SVM400/01-21SAE ORVN)
6	4-405658	6	FITTING, (37° flare SAE)
7	(Ref.)	-	HARNESS, Rear joystick with horizontal rocker switch (For components, refer to Section 8.15)

4.15 Throttle Pedal Assembly



M152201

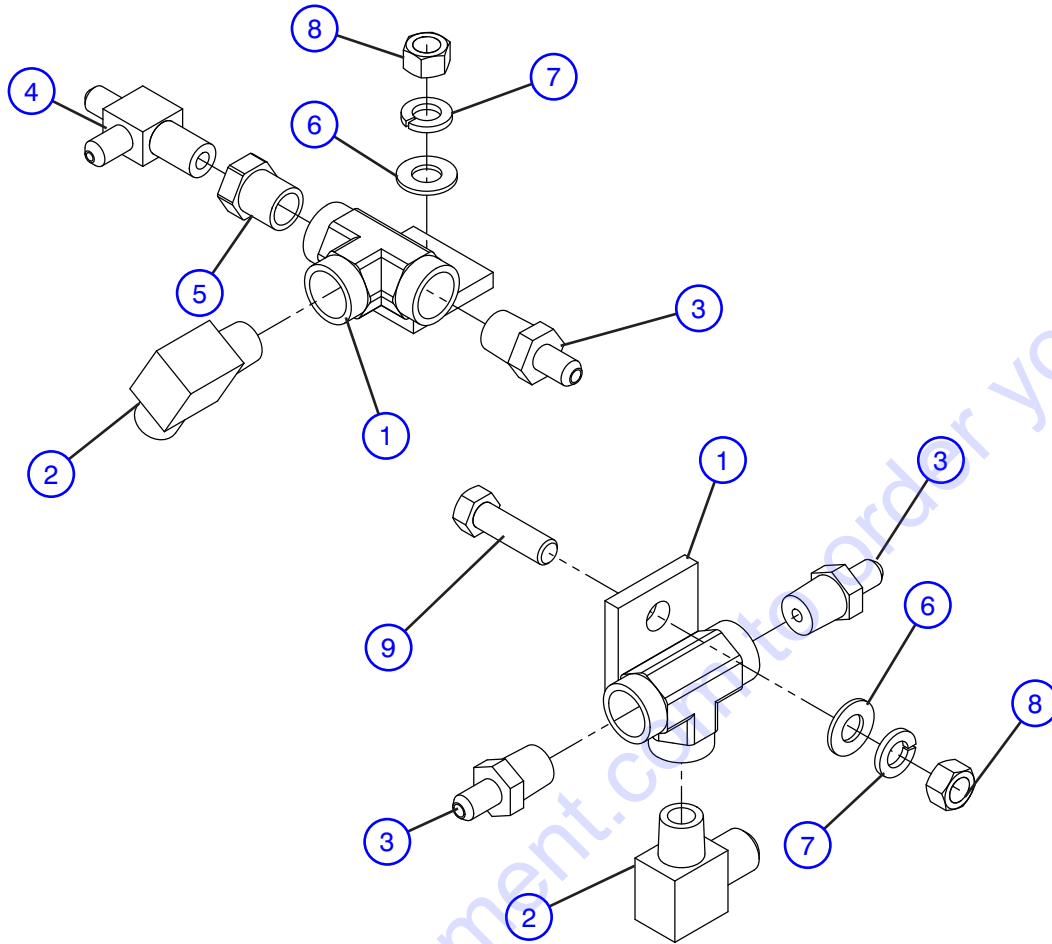
Index No.	Skyjack Part No.	Qty.	Description
1	4-152201	1	ASSEMBLY, THROTTLE PEDAL



M410546-1

Index No.	Skyjack Part No.	Qty.	Description
-	4-410546	1	ASSEMBLY, MAIN VALVE
1	4-195007	4	• COIL
2	4-195008	1	• INLET, Outrigger section
3	4-195009	1	• SOLENOID BODY
4	4-195010	1	• BLOCK, Connector
5	4-195011	1	• END CAP, Spool
6	4-195012	AR	• HARDWARE, ZB Main manifold
7	4-414595	1	• VALVE BANK, Inlet section DLS valve
8	4-414596	4	• VALVE BANK, (LIFT 1A & 1B) (EXTEND 2A & 2B)
9	4-414598	1	• VALVE BANK, SECTION 3 (CARRIAGE TILT)
10	4-414599	1	• VALVE BANK, SECTION 4 (FRAME LEVEL)
11	4-414600	1	• VALVE BANK, SECTION 5 (AUX.)
12	4-414601	4	• VALVE BANK, SECTIONS 6 & 7 (OUTRIGGER)
13	4-414602	1	• VALVE BANK, Outlet section DLS valve

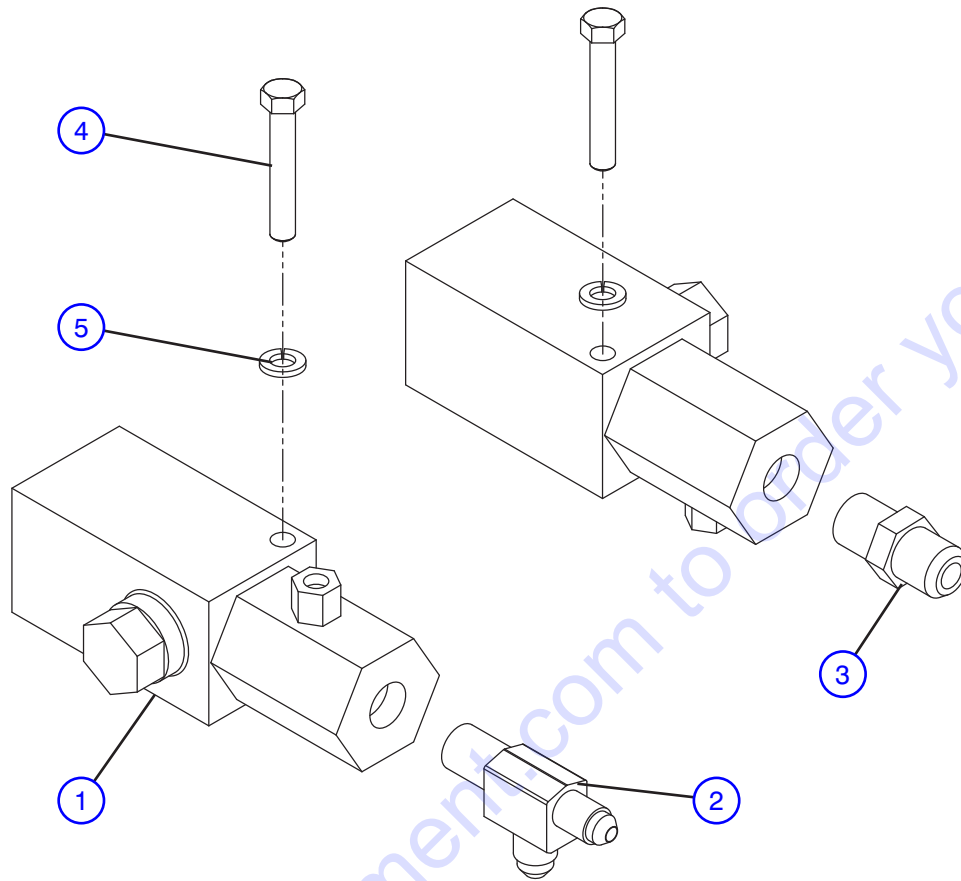
4.17 Service Brake Tee Assembly



M414204AA - M414205AA

Index No.	Skyjack Part No.	Qty.	Description
A	4-414204	1	ASSEMBLY, FRONT SERVICE BRAKE TEE
B	4-414205	1	ASSEMBLY, REAR SERVICE BRAKE TEE
1	4-413014	1	• FITTING, Brake Tee
2	4-405633	1	• FITTING, Adapter 90° 3/8" X 1/2" (MNPT x MJIC)
3	4-405593	1	• FITTING, Adapter (MNPT x MJIC) - A
-	-	2	• FITTING, Adapter (MNPT x MJIC) - B
4	4-405674	1	• EXTENTION, Oioe 37° flare - A
5	4-406288	1	• FITTING, Reducer NPT - A
6	4-103472	1	• WASHER, Flat 3/8"
7	4-103999	1	• WASHER, Lock 3/8"
8	4-103978	1	• NUT, Hex head 3/8"-16 grade 5
9	4-101297	1	• BOLT, Hex head 3/8"-16 x 1-1/4" grade 5 - B

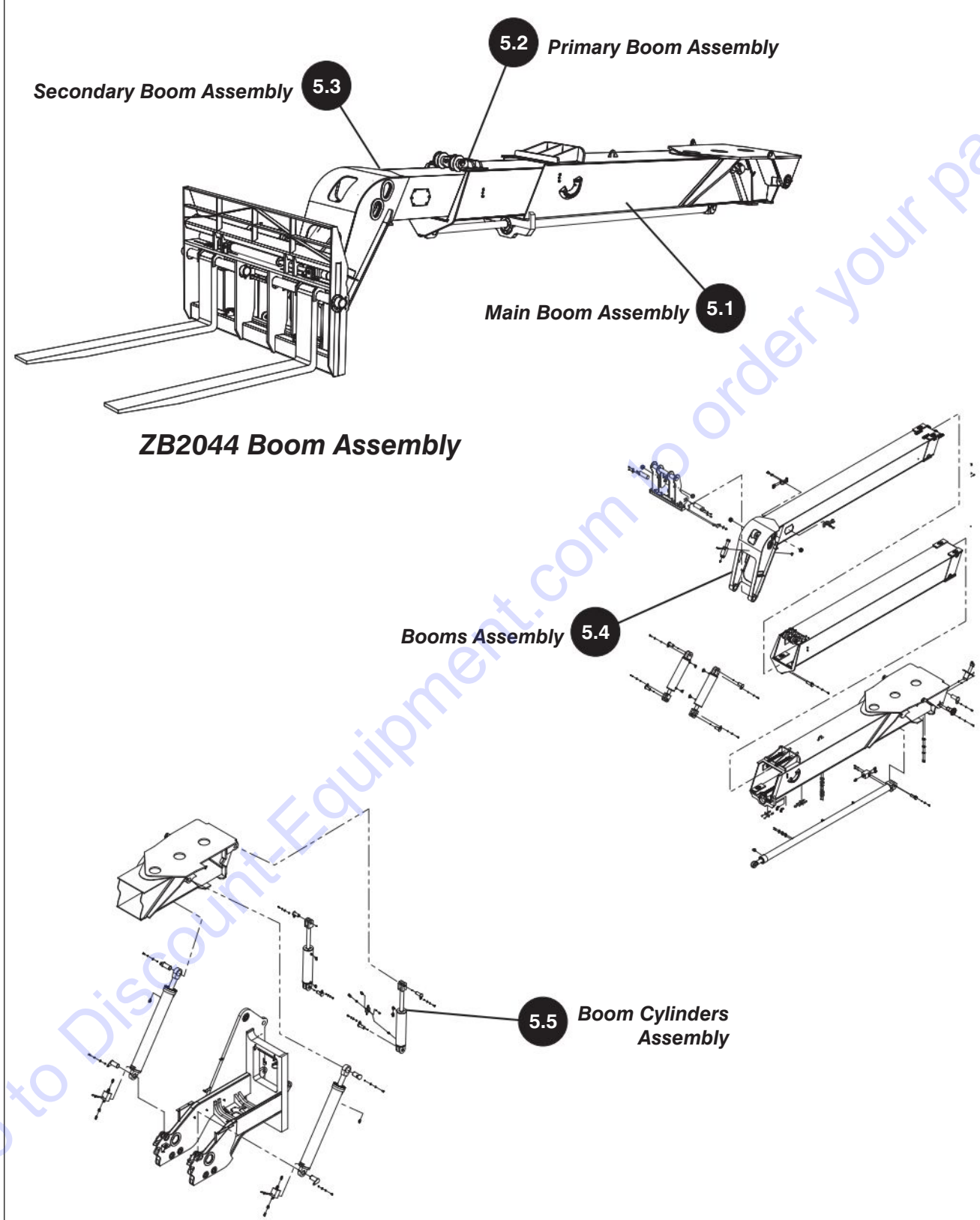
4.18 Brake Pressure Switches Assembly



M414208AA

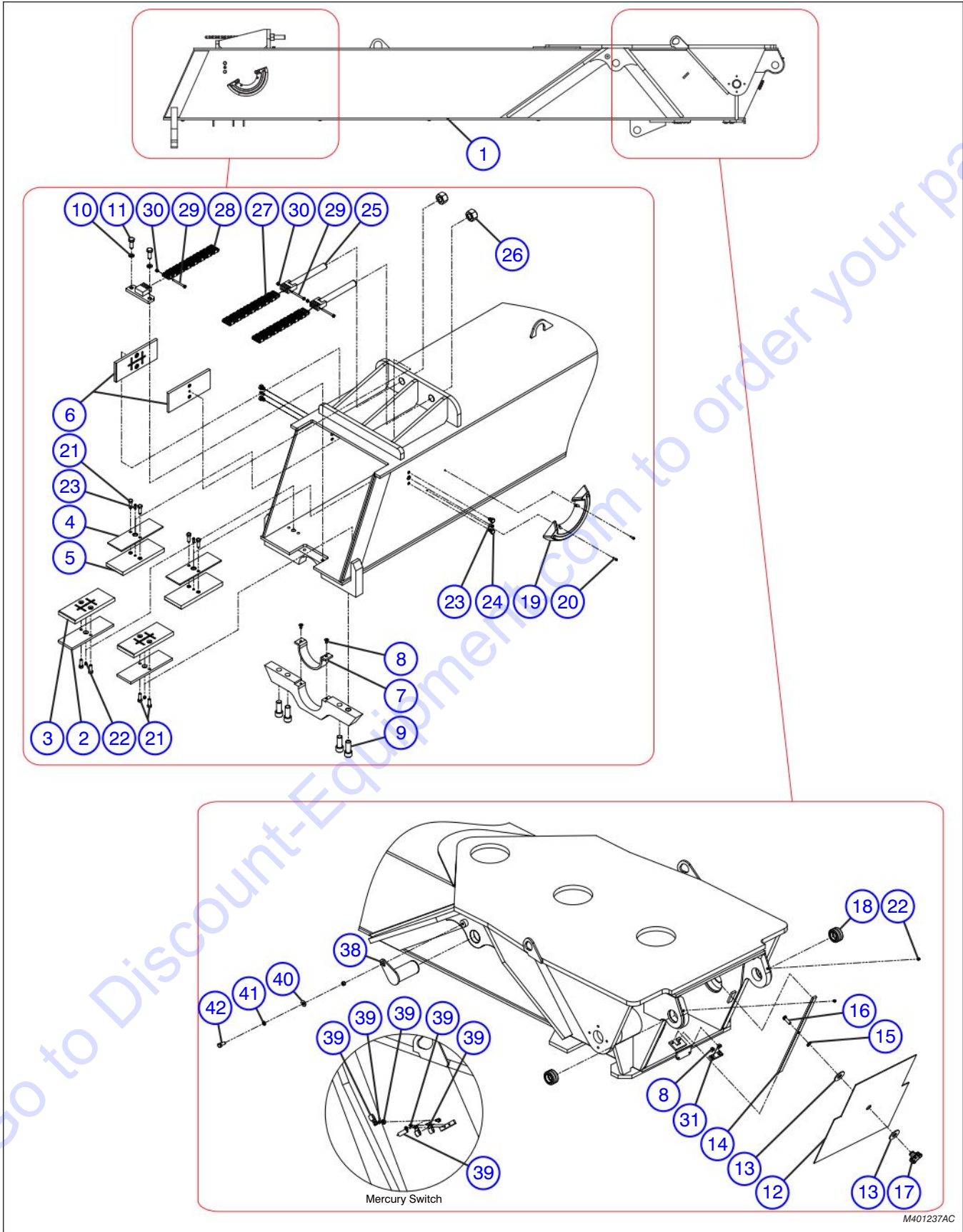
Index No.	Skyjack Part No.	Qty.	Description
-	4-414208	1	ASSEMBLY, SERVICE BRAKE PRESSURE SWITCH
1	4-406228	2	• SWITCH, Pressure
2	4-405589	1	• FITTING, Adapter MNPT x MJIC
3	4-405674	1	• FITTING, Extension oioe 37° flare
4	4-103861	2	• BOLT, Hex head 1/4"-20 x 2" grade 5
5	4-104000	2	• WASHER, Lock 1/4"

5.0 BOOMS ASSEMBLY RELATED PARTS



5

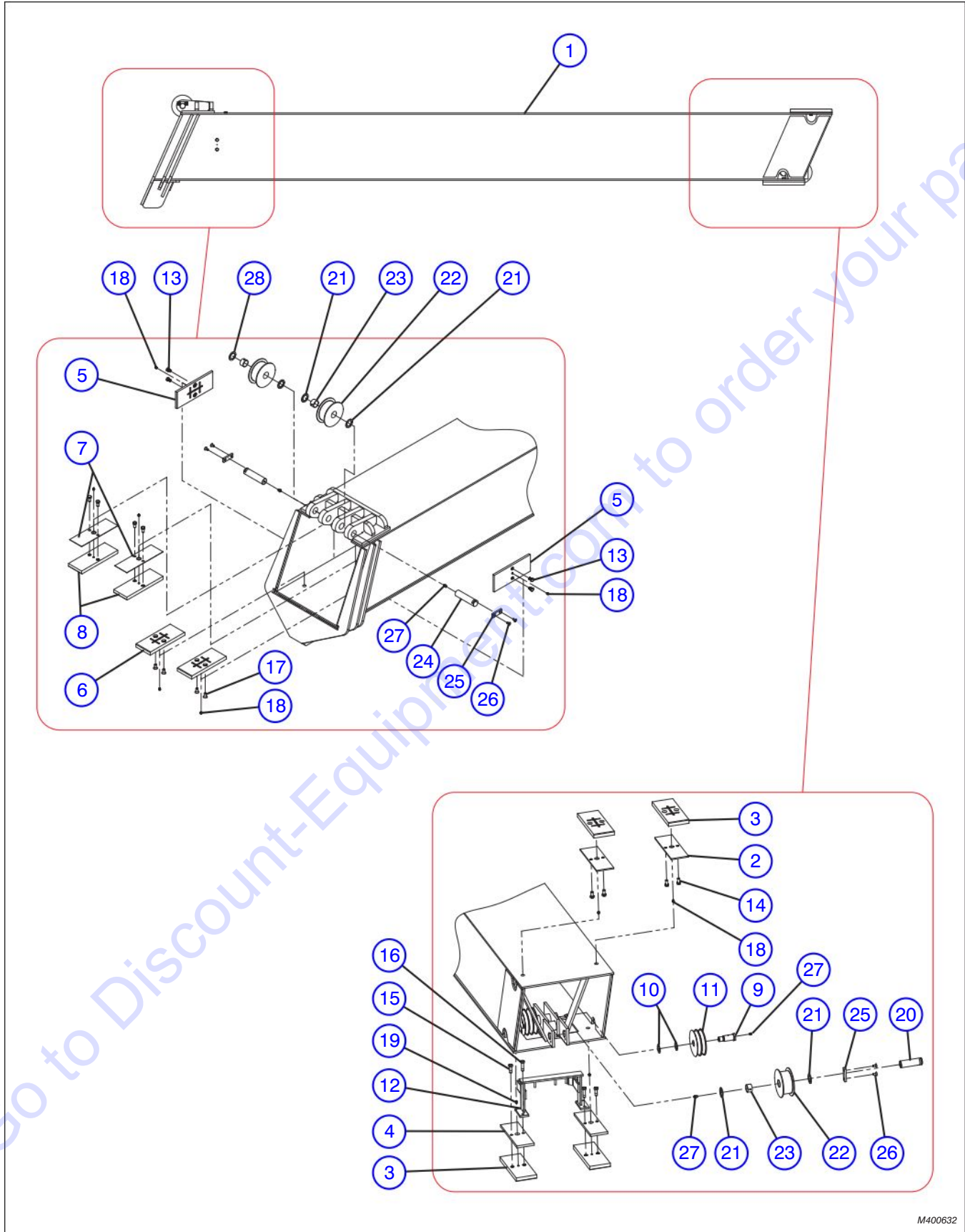
5.1 Main Boom Assembly



5.1 Main Boom Assembly

Index No.	Skyjack Part No.	Qty.	Description
-	4-401237	1	ASSEMBLY, MAIN BOOM
1	4-401238	1	• WELDMENT, MAIN BOOM
2	4-405767	2	• SPACER, 1/2" slide pad
3	4-400903	2	• PAD, 7/8" slide
4	4-405768	2	• SPACER, 1/4" slide pad
5	4-405762	2	• PAD, 7/8" Slide standard
6	4-400900	2	• PAD, 9/16" slide
7	4-405828	1	• CUSHION, Extension cylinder collar
8	4-411768	4	• SCREW, Socket head cap (3/8" NC X 3/4" FL)
9	4-411859	4	• SCREW, Socket head cap (1"-14 X 2 1/2")
10	4-411731	2	• WASHER, Lock (5/8" zinc)
11	4-411927	2	• SCREW, Hex head cap (5/8"-18 X 1 3/4" gr.8 zinc DICH)
12	4-405824	1	• DOOR, Boom Cover
13	4-411747	2	• WASHER, 1" flat
14	4-405827	1	• POST, Boom door
15	4-404830	1	• RING, Retaining (1" external)
16	4-411711	1	• SCREW, Hex head cap (1/2" NC X 1 1/2" gr.5 zinc)
17	4-404641	1	• KNOB, Door
18	4-410109	2	• BUSHING, Self align ball (1.75" ID)
19	4-407586	1	• INDICATOR, Boom angle
20	4-411918	2	• SCREW, Socket head cap (1/4" NC X 3/4" stainless)
21	4-411755	8	• SCREW, Hex head cap (1/2" NF X 1 1/2" gr.8 DICH)
22	4-410775	4	• FITTING, Grease straight
23	4-404948	4	• FITTING, Grease (1/8" NPT)
24	4-411935	4	• SCREW, Hex head cap (1/2"-20 X 3/4" gr.5 zinc)
25	4-401182	2	• WELDMENT, Chain tension adjuster
26	4-411851	2	• NUT, Hex (1 1/4"-7 gr.5 zinc)
27	4-401253	2	• CHAIN, AL888@205, RBL
28	4-401251	1	• CHAIN, AL888@191, RBL
29	4-411912	3	• SCREW, Hex head cap (5/16"-18 X 3 1/4" gr.5)
30	4-411897	3	• NUT, Lock with nylon insert (5/16"-18 NC)
31	4-412349	1	• BAR, Lock
32	4-412659	2	• CLAMP, Mercury switch holder
33	4-409629	1	• SWITCH, Mercury
34	4-411864	2	• SCREW, Machine (10-24 X 1/2")
35	4-409223	1	• CLAMP, Wire (5/8")
36	4-411667	1	• WASHER, 1/4" flat
37	4-115649	1	• NUT, Lock with nylon inser (1/4"-20 gr.5)
38	4-401270	2	• PIN, Lift cylinder
39	4-408285	2	• SPACER, 3/4" O.D. 12 GA
40	4-411718	2	• WASHER, 1/2" flat
41	4-411719	2	• WASHER, 1/2" lock
42	4-103909	2	• BOLT, Hex head (1/2"-13 X 1.25 gr. 5)

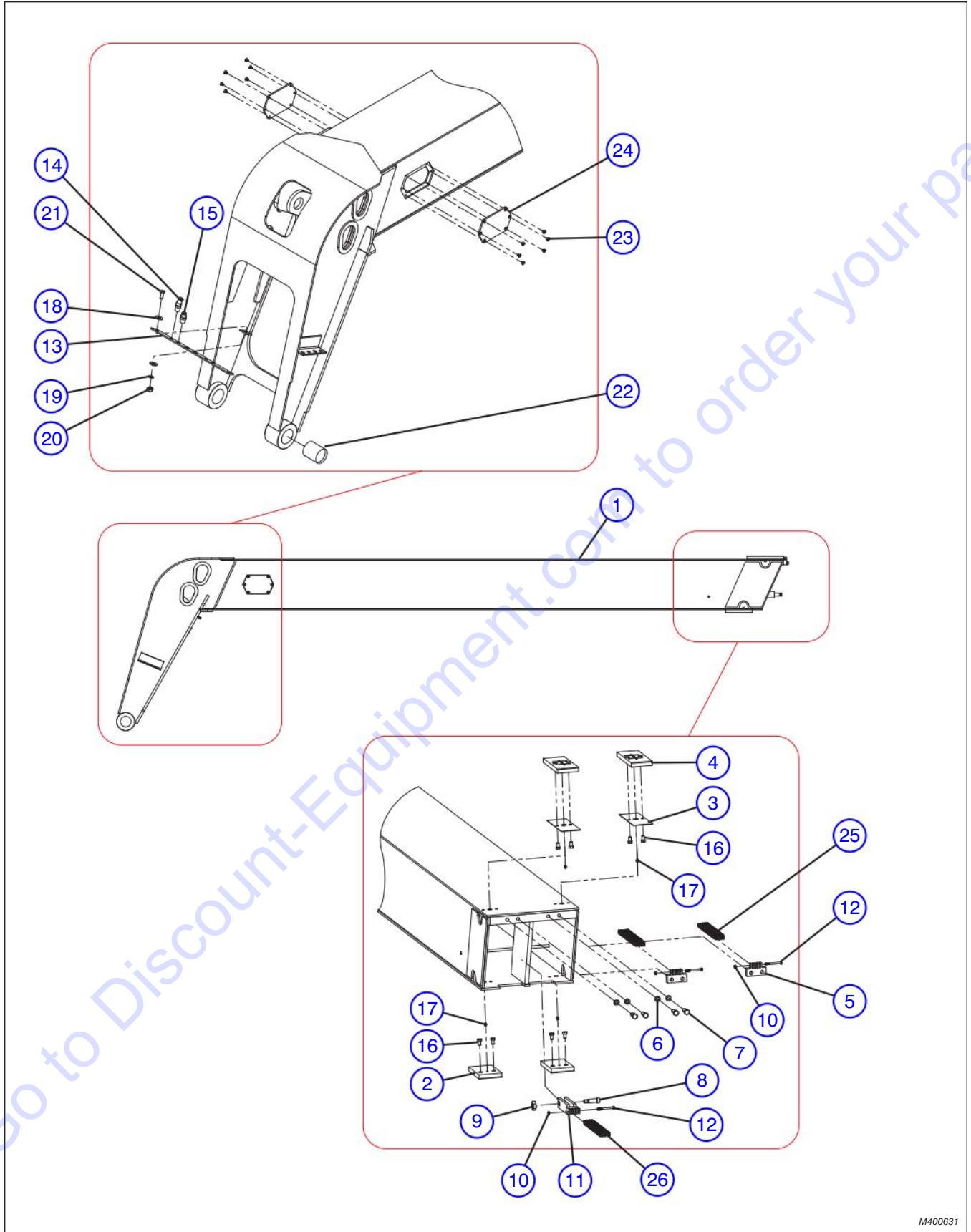
5.2 Primary Boom Assembly



M400632

Index No.	Skyjack Part No.	Qty.	Description
-	4-400632	1	ASSEMBLY, PRIMARY BOOM
1	4-412913	1	• WELDMENT, Primary boom
2	4-405768	2	• SPACER, 1/4" slide pad
3	4-405762	4	• PAD, 7/8" Slide standard
4	4-405767	2	• SPACER, 1/2" slide pad
5	4-400901	2	• PAD, 1/2" slide
6	4-400903	2	• PAD, 7/8" slide
7	4-405770	14	• SPACER, 1/16" slide pad
8	4-400902	2	• PAD, 7/8" slide
9	4-400845	1	• PIN, Hose roller 1 1/4" diameter
10	4-412663	5	• WASHER, Thrust
11	4-408288	1	• ROLLER, Hose
12	4-413796	1	• GUIDE, Assembly
13	4-402211	4	• BOLT, Hex head cap (1/2"-20 UNF X 3/4" gr.8 zinc DICH)
14	4-411754	8	• SCREW, Hex head cap (1/2" NF X 1" gr.8 DICH)
15	4-411755	2	• BOLT, Hex head cap (1/2" NF X 1 1/2" gr.8 DICH)
16	4-411965	2	• BOLT, Hex head cap (1/2" NF X 1 3/4" zinc)
17	4-411871	4	• SCREW, Flat head socket cap (1/2"-20 NF X 1")
18	4-410775	8	• FITTING, Grease (1/8" straight)
19	4-404948	2	• FITTING, Grease (1/8" NPT)
20	4-405865	1	• PIN, Roller (retract chain)
21	4-412670	4	• WASHER, Thrust
22	4-405866	3	• ROLLER, Chain
23	4-403174	3	• • BEARING, Garlock
24	4-405873	2	• PIN, Roller (extension chain)
25	4-412349	3	• BAR, Lock
26	4-411768	6	• SCREW, Flat head socket cap (3/8" NC X 3/4")
27	4-410777	4	• FITTING, Grease (1/4"-28 UNF)
28	4-412664	6	• WASHER, Thrust

5.3 Secondary Boom Assembly

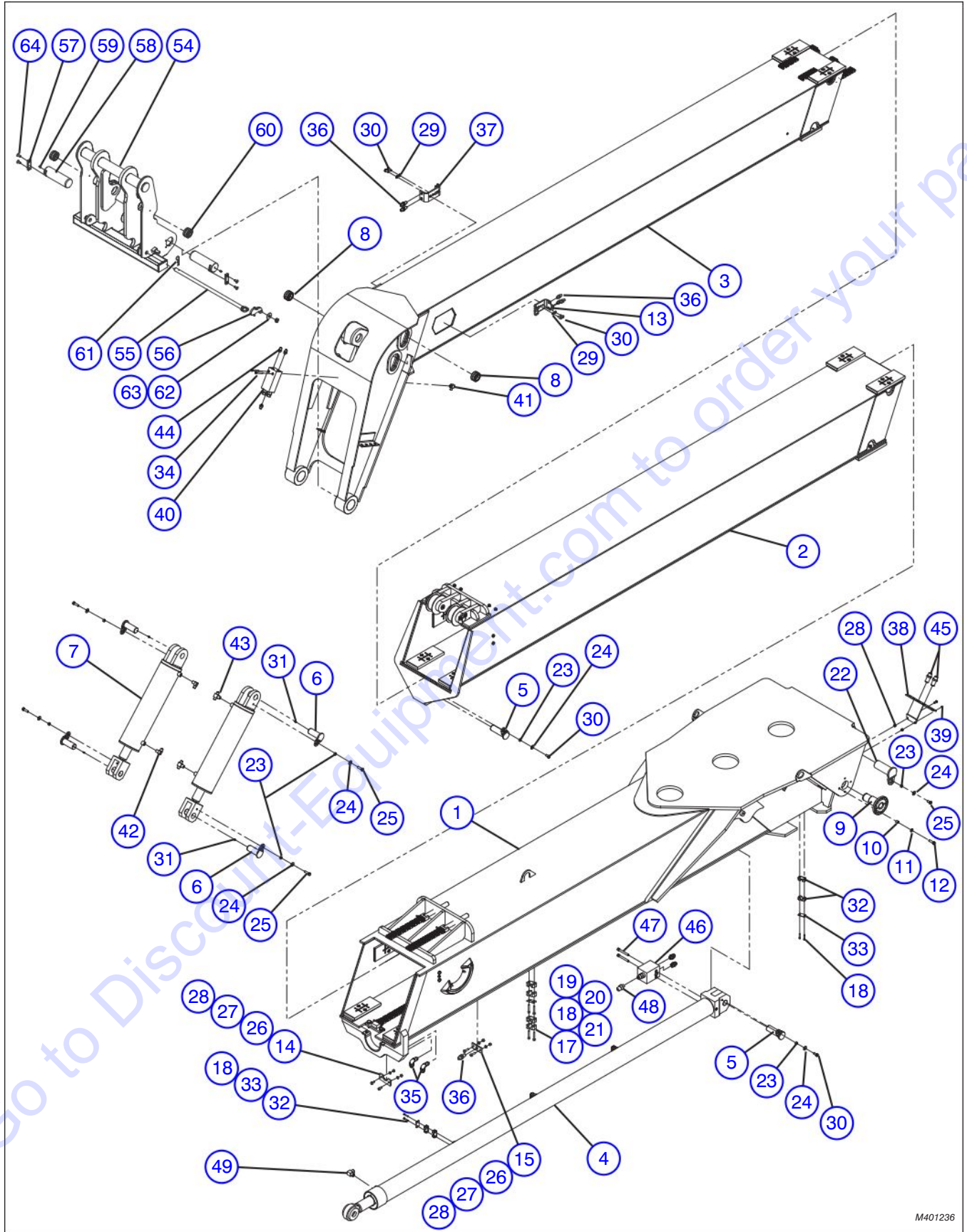


M400631

5.3 Secondary Boom Assembly

Index No.	Skyjack Part No.	Qty.	Description
-	4-400631	1	ASSEMBLY, SECONDARY BOOM
1	4-412914	1	• WELDMENT, Secondary boom
2	4-408090	2	• PAD, Slide
3	4-405770	2	• SPACER, 1/16" slide pad
4	4-400902	2	• PAD, 7/8" slide
5	4-401172	2	• MOUNT, Chain anchor
6	4-411731	4	• WASHER, Lock (5/8" zinc)
7	4-411725	4	• SCREW, Hex head cap (5/8" X 2" NC)
8	4-414185	1	• SCREW, Socket head shoulder (1" X 1 3/4")
9	4-411917	1	• NUT, Lock (3/4" with nylon insert)
10	4-411897	3	• NUT, Lock with nylon insert (5/16"-18 NC)
11	4-401181	1	• WELDMENT, Return chain mount
12	4-401272	3	• BOLT, (5/16"-18, 2 1/4" SH length gr.5)
13	4-401747	1	• BULKHEAD, Yoke weldment
14	4-405718	2	• FITTING, MJIC 45° elbow
15	4-405716	2	• FITTING, Union JIC bulkhead
16	4-411753	8	• SCREW, Hex head cap (1/2"-20 X 1 1/4" UNF)
17	4-410775	4	• FITTING, Grease straight
18	4-411694	4	• WASHER, Flat (3/8")
19	4-411693	2	• WASHER, Lock (3/8")
20	4-411695	2	• NUT, Hex (3/8")
21	4-411685	2	• SCREW, Hex head cap (3/8" X 1 1/2")
22	4-405904	2	• BEARING, Sleeve
23	4-405889	2	COVER, Access
24	4-411767	12	SCREW, Flat head socket cap bare (3/8" NC X 1/2")
25	(Ref.)	-	CHAIN, Extend (For components, refer to Section 5.1)
26	(Ref.)	-	CHAIN, Retract (For components, refer to Section 5.1)

5.4 Booms Assembly



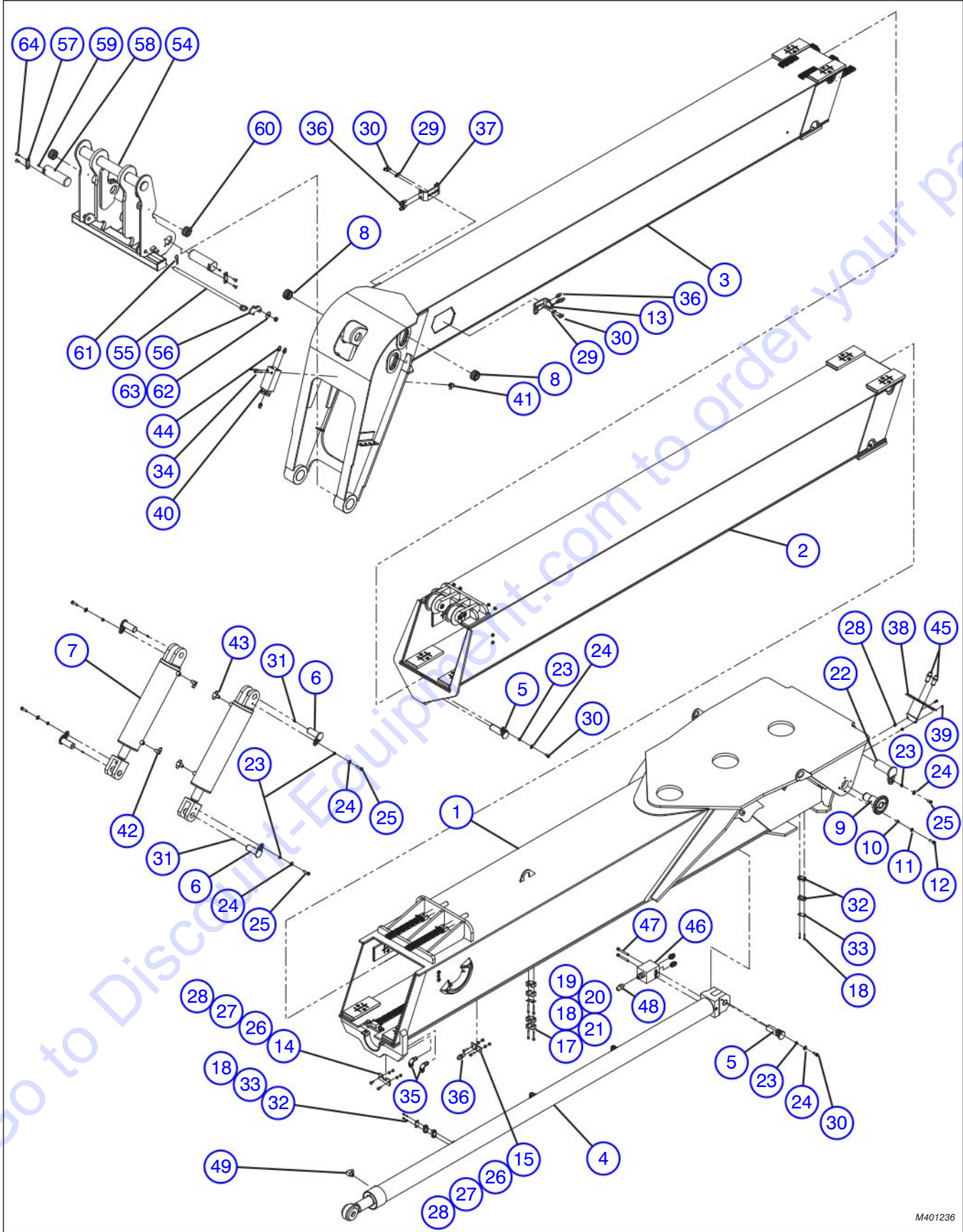
M401236

AC

Index No.	Skyjack Part No.	Qty.	Description
-	4-401236	1	ASSEMBLY, BOOM
1	(Ref.)	1	• ASSEMBLY, MAIN BOOM (For components, refer to Section 5.1)
2	(Ref.)	1	• ASSEMBLY, PRIMARY BOOM (For components, refer to Section 5.2)
3	(Ref.)	1	• ASSEMBLY, SECONDARY BOOM (For components, refer to Section 5.3)
4	4-409301	1	• CYLINDER, Extension
5	4-413009	2	• PIN, Retaining
6	4-412978	4	• PIN, Slave cylinder base (4.5")
7	4-409295	2	• CYLINDER, Tilt/Slave
8	4-410109	2	• BUSHING, Self align ball (1.75" ID)
9	4-412752	2	• PIN WELDMENT, Boom mount
10	4-405525	8	• KEEPER, Boom pivot pin
11	4-411969	8	• WASHER, Flat (1/2" L9 DICH)
12	4-411965	8	• BOLT, Hex head cap (1/2" NF X 1 3/4" zinc DIC)
13	4-412944	1	• BRACKET, Cable holder
14	4-404085	1	• BRACKET, Cable plug support
15	4-404084	1	• BRACKET, Cable carrier hose bulkhead
16	4-405769	8	• SPACER, 1/8"
17	4-409793	12	• BOLT, Stack (SB-3)
18	4-411899	34	• SCREW, Hex head socket cap (1/4" NC X 1 1/2" stainless)
19	4-407149	32	• BLOCK, Clamp
20	4-412482	6	• PLATE, Locking (LP-3)
21	4-410551	10	• PLATE, Cover
22	4-413007	2	• PIN, Cylinder
23	4-408285	8	• SPACER
24	4-411718	8	• WASHER, Flat (1/2")
25	4-411953	6	• SCREW, Hex head cap (1/2"-13 X 1 3/4" gr.8 zinc)
26	4-411696	4	• BOLT, 3/8 NC x 1 1/4 hex cap gr5, zinc
27	4-411693	4	• WASHER, 3/8 Lock
28	4-411695	6	• NUT, Hex (3/8" NC)
29	4-411719	4	• WASHER, Lock (1/2" zinc)
30	4-411710	6	• SCREW, Hex head cap (1/2" NC X 1" gr.5 zinc)
31	4-410781	4	• FITTING, Grease (1/4" -28)
32	4-407692	14	• BLOCK, Clamp
33	4-410552	7	• COVER, Plate
34	4-411749	2	• SCREW, Hex head socket cap (3/8" NC X 3")
35	4-405722	4	• FITTING, (90° SAE 37° JIC flare union)
36	4-405716	6	• BULKHEAD, Union JIC
37	4-408248	1	• BRACKET, Hose tension
38	4-412896	1	• WELDMENT, Hose bulkhead
39	4-411683	2	• SCREW, Hex head cap (3/8"-16 X 3/4" NC gr.5)
40	4-410296	1	• VALVE, Lock
41	4-405633	1	• ADAPTER, (MNPT X MJIC 90° 3/8" X 1/2")

Parts list continued on the following page.

5.4 Booms Assembly - Continued

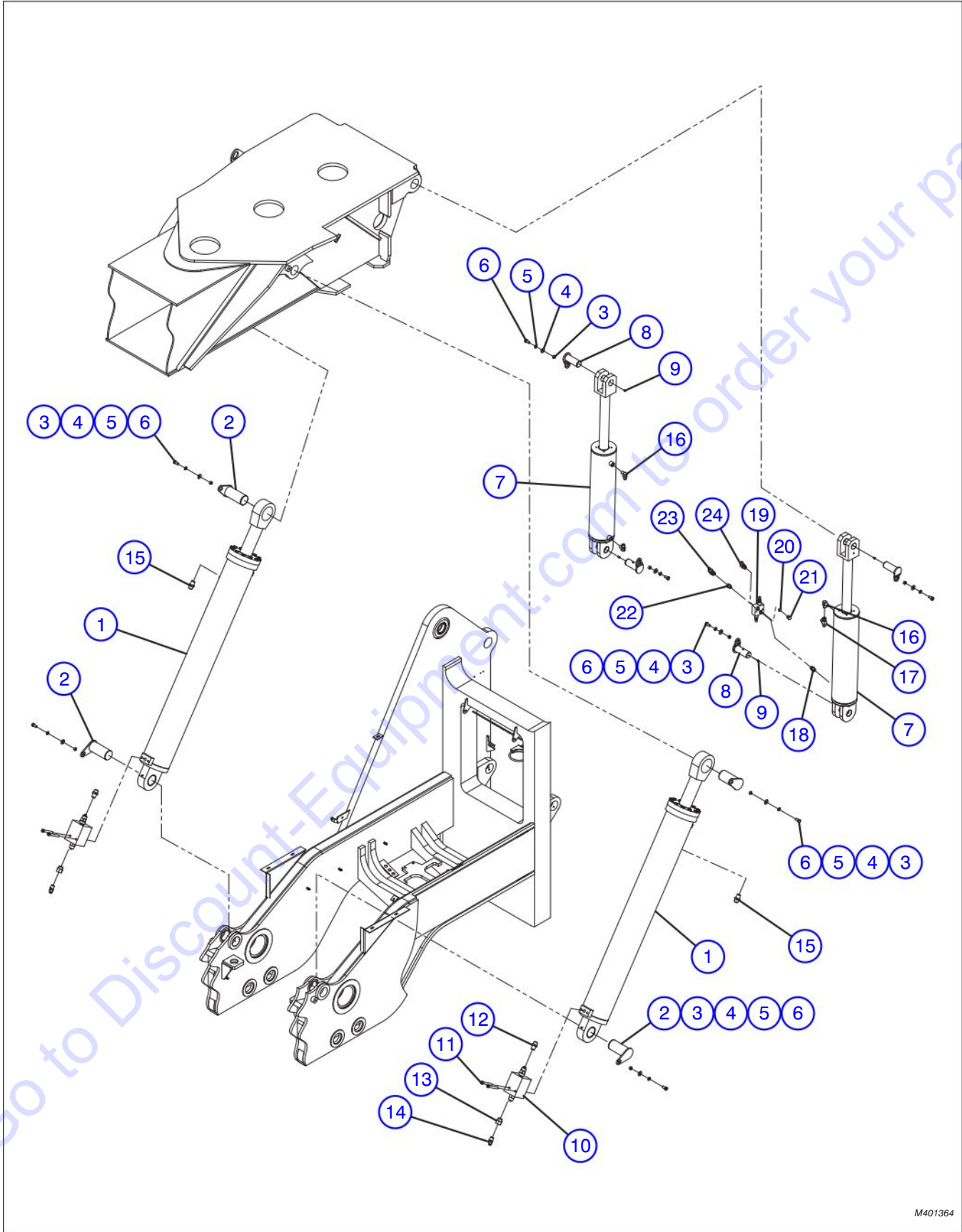


M401236

5.4 Booms Assembly - Continued

Index No.	Skyjack Part No.	Qty.	Description
Parts list continued from the previous page.			
42	4-405637	2	• ADAPTER (MNPT X MJIC AER)
43	4-405696	2	• BRANCH TEE, (male JIC X MNPT)
44	4-405666	3	• O-RING, (SAE 37° flare)
45	4-405717	2	• BULKHEAD ADAPTER, (JIC/JIC)
46	4-410204	1	• VALVE, Lock (2044 lift & extend cylinders)
47	4-411756	2	• SCREW, Hex head socket cap (1/2" NC X 4")
48	4-405648	3	• ADAPTER, (MORB X MJIC)
49	4-405617	1	• FITTING, Elbow (NPT/JIC)
50	4-405711	4	• SPACER, 3/8" (not shown)
51	4-408223	2	• SPACER, Boom frame 3/16" (not shown)
52	4-408222	1	• SPACER, Boom frame 1/8" (not shown)
53	4-408221	1	• SPACER, Boom frame 1/16" (not shown)
-	4-413313	1	SUB-CARRIAGE, Assembly
54	4-400606	1	• WELDMENT, Sub-Carriage
55	4-400163	1	• WELDMENT, Carriage pin
56	4-400407	1	• WELDMENT, Carriage stop pin
57	4-405056	2	• PLATE, Pin lock
58	4-405547	2	• PIN, Carriage mount
59	4-410775	2	• FITTING, Grease (1/8" NPT)
60	4-410109	2	• BUSHING, Self align ball (1.75" ID)
61	4-414188	1	• PIN, Cotter (3 1/2")
62	4-411742	1	• WASHER, Flat (3/4")
63	4-411917	1	• NUT, Lock (3/4" with nylon insert)
64	4-411939	4	• SCREW, Hex head socket cap (1/2"-13 X 1" alloy steel)

5.5 Boom Cylinders Assembly



M401364

5.5 Boom Cylinders Assembly

Index No.	Skyjack Part No.	Qty.	Description
-	4-401364	1	ASSEMBLY, BOOM CYLINDERS
1	4-401061	2	<ul style="list-style-type: none"> • CYLINDER, Lift
2	4-401270	4	<ul style="list-style-type: none"> • WELDMENT, Pin (lift cylinder)
3	4-408285	8	<ul style="list-style-type: none"> • SPACER
4	4-411718	8	<ul style="list-style-type: none"> • WASHER, Flat (1/2")
5	4-411719	8	<ul style="list-style-type: none"> • WASHER, Lock (1/2" zinc)
6	4-411710	8	<ul style="list-style-type: none"> • SCREW, Hex head cap (1/2" NC X 1" gr.5 zinc)
7	4-409295	2	<ul style="list-style-type: none"> • CYLINDER, Tilt/Slave
8	4-413007	4	<ul style="list-style-type: none"> • PIN, SLAVE CYLINDER BASE
9	4-410779	4	<ul style="list-style-type: none"> • FITTING, Grease (1/4"-28) (if equipped)
10	4-410204	2	<ul style="list-style-type: none"> • VALVE, LOCK (2044 lift & extend cylinder)
11	4-411756	4	<ul style="list-style-type: none"> • SCREW, Socket head cap (1/2" NC X 4")
12	4-405648	2	<ul style="list-style-type: none"> • ADAPTER, (MORB X MJIC)
13	4-406553	2	<ul style="list-style-type: none"> • O-RING, (SAE NPT)
14	4-405605	2	<ul style="list-style-type: none"> • ADAPTER, (MNPT X MJIC 45° AER)
15	4-405582	2	<ul style="list-style-type: none"> • ADAPTER, (MNPT X MJIC)
16	4-405637	3	<ul style="list-style-type: none"> • ADAPTER, (MNPT X MJIC AER)
17	4-405703	1	<ul style="list-style-type: none"> • FITTING, (swivel 37°, flare, 37° flare)
18	4-405599	1	<ul style="list-style-type: none"> • FITTING, (37° flare)
19	4-404752	1	<ul style="list-style-type: none"> • VALVE, Crossover Relief
20	4-406628	1	<ul style="list-style-type: none"> • O-RING, (#8)
21	4-409175	1	<ul style="list-style-type: none"> • PLUG, (37° flare)
22	4-405666	1	<ul style="list-style-type: none"> • O-RING, (37° flare SAE)
23	4-406275	1	<ul style="list-style-type: none"> • ADAPTER, (MJIC X FJIC 90° 1/2" X 1/2" AER)
24	4-406257	1	<ul style="list-style-type: none"> • ADAPTER, (MORB 1/2" ORB X 1/2" JIC 90°)

6.0 ATTACHMENTS RELATED PARTS

Standard Carriage Attachment 6.1

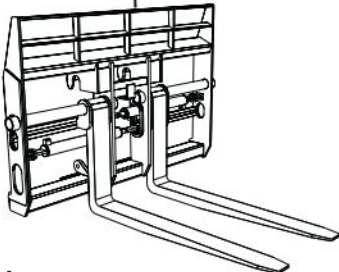
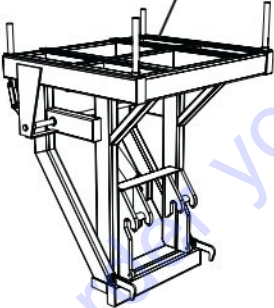
Fork Positioner Attachment 6.2

Fork Positioner/Side Shift Q.D. Carriage Attachment 6.3

72" Service Fork Positioner/Side Shift Carriage Attachment 6.4

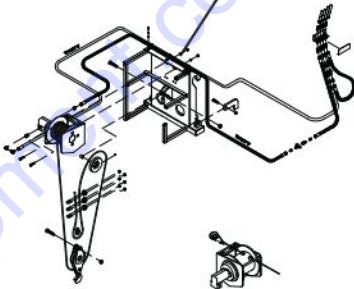
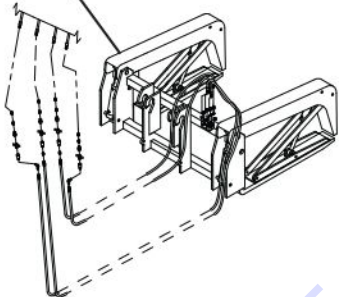
6.6 Bridge Stripper Attachment

Intgeral Fork Positioner/Side Shift Carriage Attachment 6.5

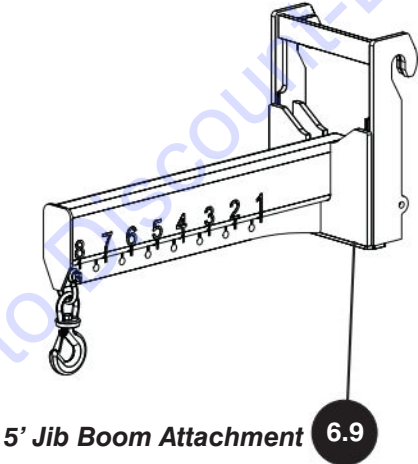


6.7 Pipe and Pole Grappler Attachment

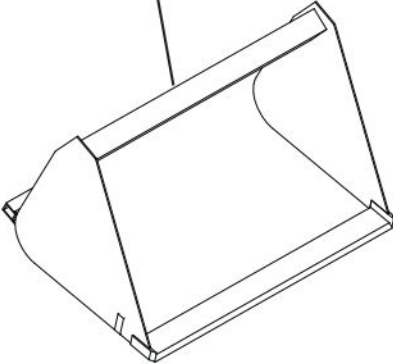
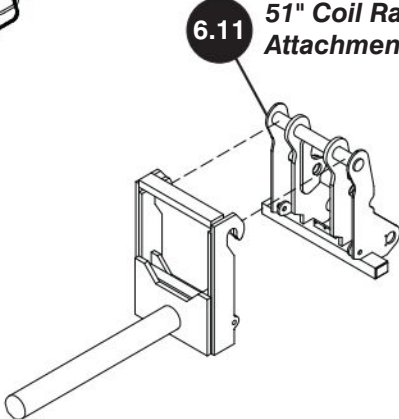
6.8 Winch Attachment



6.11 51" Coil Ram Attachment



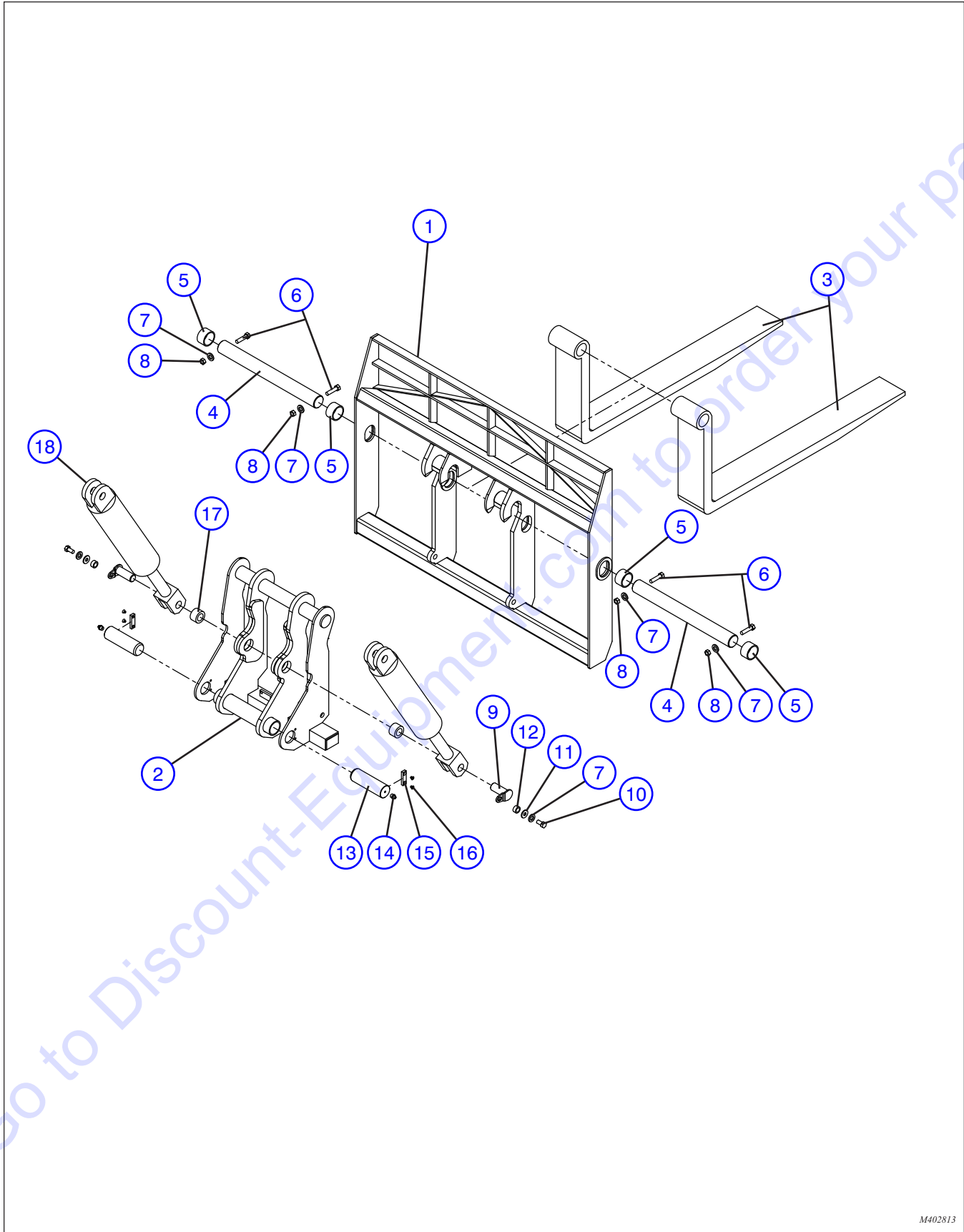
6.10 Bucket Attachment



M401540 M402500 M401980_2



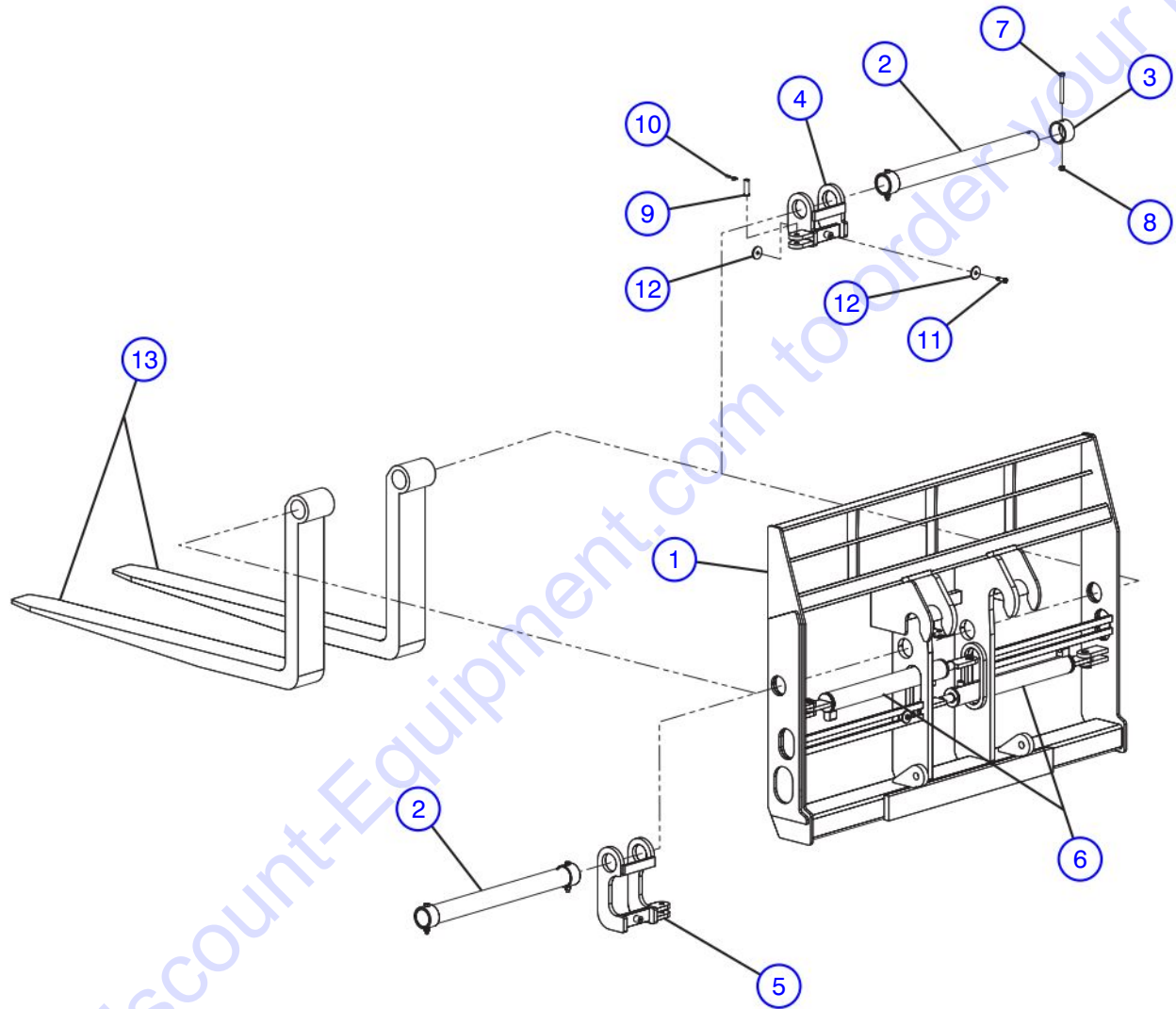
6.1 Standard Carriage Assembly



M402813

Index No.	Skyjack Part No.	Qty.	Description
A	4-402813	1	ASSEMBLY, 72" Standard carriage
B	4-402814	1	ASSEMBLY, 84" Standard carriage
1	4-412917	1	• WELDMENT, Carriage (72") A
	4-412936	1	• WELDMENT, Carriage (84") B
2	(Ref.)	-	• WELDMENT, Sub-carriage (For components, refer to Section 5.4)
3	4-401079	2	• FORKS, (2 3/4" X 6" X 48")
	4-401080	2	• FORKS, (2 3/4" X 6" X 60")
	4-401081	2	• FORKS, (2 3/4" X 6" X 72")
	4-401082	2	• FORKS, (2 3/4" X 6" X 96")
4	4-405938	2	• BAR, Fork (3.00" DIA X 30" long) A
	4-406113	2	• BAR, Fork (3.00" DIA X 35-3/4" long) B
5	4-405939	2	• COLLAR, Fork bar
6	4-411717	4	• BOLT, Hex head (1/2"-13 NC x 4 1/2")
7	4-411719	6	• WASHER, Lock (1/2")
8	4-411720	4	• NUT, Hex head (1/2"-13 NC)
9	4-412978	2	• PIN, Slave cylinder base
10	4-411710	2	• BOLT, Hex head (1/2"-13 NC x 1")
11	4-411718	2	• WASHER, Flat (1/2")
12	4-408285	2	• SPACER, Pin keeper
13	4-405547	2	• PIN, Carriage mounting
14	4-410775	2	• FITTING, Grease
15	4-405056	2	• BAR, Lock
16	4-411772	4	• SCREW, Flathead socket cap (1/2"-13 NC x 3/4")
17	4-410109	2	• BUSHING, Self aligning ball
18	4-409295	-	TILT/SLAVE CYLINDER

6.2 Fork Positioner Carriage Assembly

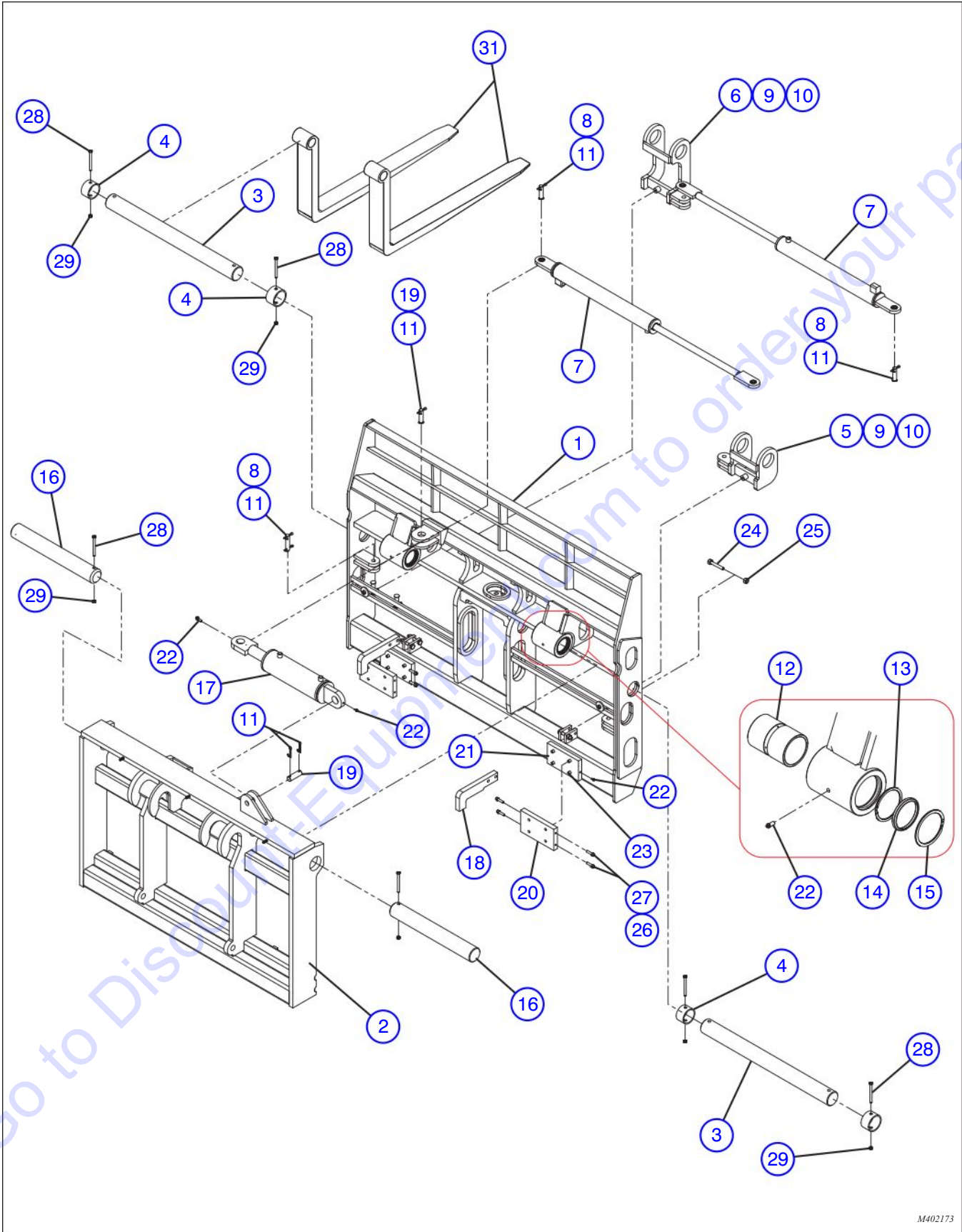


M401980

6.2 Fork Positioner Carriage Assembly

Index No.	Skyjack Part No.	Qty.	Description
A	4-401980	1	ASSEMBLY, 72" FORK POSITIONER CARRIAGE
B	4-401425	1	ASSEMBLY, 84" FORK POSITIONER CARRIAGE
1	4-401380	1	• WELDMENT, Fork positioner carriage, 72" A
	4-401422	1	• WELDMENT, Fork positioner carriage, 84" B
2	4-401410	2	• BAR, Fork (3.00" DIA X 34.56" long) A
	4-401426	2	• BAR, Fork (3.00" DIA X 40.56" long) B
3	4-405939	4	• COLLAR, Fork bar
4	4-401324	1	• WELDMENT, Fork carrier (right hand)
5	4-401323	1	• WELDMENT, Fork carrier (left hand)
6	4-401981	2	• CYLINDER, 72" Fork positioner A
	4-401427	2	• CYLINDER, 84" Fork positioner B
7	4-411717	4	• BOLT, Hex head cap (1/2"-13 NC x 4 1/2" gr.5 zinc)
8	4-411838	4	• NUT, Lock (1/2"-13NC zinc with nylon insert)
9	4-401273	4	• PIN, Stepped (3/4" X 2 1/4")
10	4-401012	4	• PIN, Cotter (1/4" X 1 3/4")
11	4-401266	2	• SCREW, Shoulder (0.50" X 1.00" self locking)
12	4-401267	4	• WASHER, Flat (2.00" DIA, bronze)
13	4-401079	2	FORKS, (2 3/4" X 6" X 48")
	4-401080	2	FORKS, (2 3/4" X 6" X 60")
	4-401081	2	FORKS, (2 3/4" X 6" X 72")
	4-401082	2	FORKS, (2 3/4" X 6" X 96")

6.3 Fork Positioner/Side Shift Q.D. Carriage Assembly

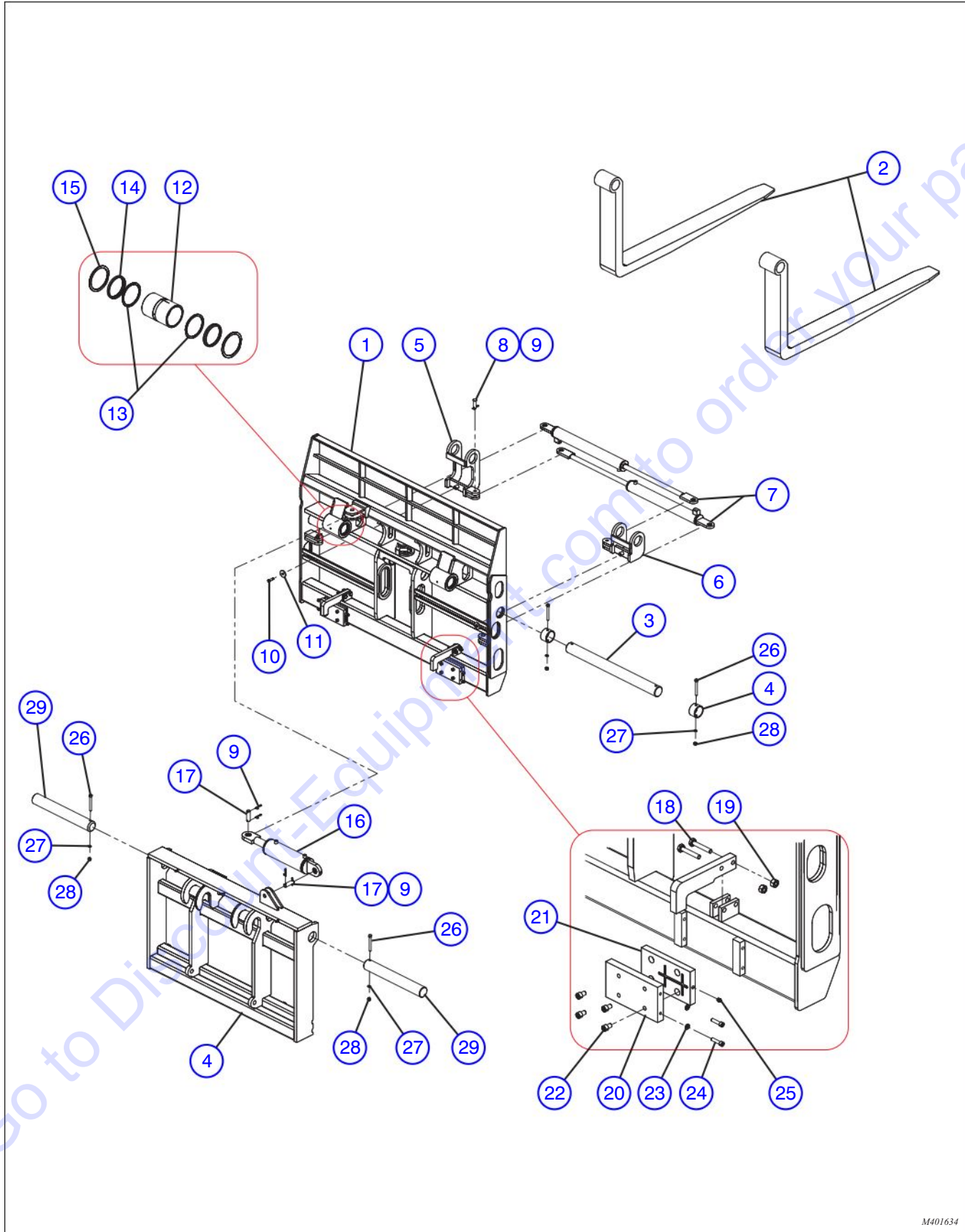


M402173

6.3 Fork Positioner/Side Shift Q.D. Carriage Assembly

Index No.	Skyjack Part No.	Qty.	Description
A	4-402173	1	ASSEMBLY, 72" FORK POSITIONER/SIDE SHIFT Q.D. CARRIAGE
B	4-401661	1	ASSEMBLY, 84" FORK POSITIONER/SIDE SHIFT Q.D. CARRIAGE
1	4-402172	1	• WELDMENT, 72" FS/SS Q.D. carriage A
	4-401660	1	• WELDMENT, 84" FS/SS Q.D. carriage B
2	4-412938	1	• SUBCARRIAGE, Shift
3	4-401410	2	• BAR, Fork (3.00" DIA X 34.56") A
	4-401426	2	• BAR, Fork (3.00" DIA X 40.56") B
4	4-405939	4	• COLLAR, Fork bar
5	4-401324	1	• WELDMENT, Fork carrier (RH)
6	4-401323	1	• WELDMENT, Fork carrier (LH)
7	4-401981	2	• CYLINDER, 72" Fork positioner A
	4-401427	2	• CYLINDER, 84" Fork positioner B
8	4-401273	4	• PIN, Stepped (3/4" DIA X 2 1/4")
9	4-401266	2	• SCREW, Shoulder (1/2" X 1" self locking)
10	4-401267	4	• WASHER, Bronze (2.0" DIA)
11	4-401012	8	• PIN, Cotter (1/4" X 1 3/4")
12	4-405544	2	• BEARING, Side Shift
13	4-400933	4	• RETAINING RING, (WHT-350)
14	4-409148	4	• WIPER, D (3")
15	4-400934	4	• RETAINING RING, (WHM-375)
16	4-405557	2	• SUPPORT BAR, Side shift subcarriage
17	4-409237	1	• CYLINDER, Side shift
18	4-401346	2	• PLATE, Tie back
19	4-400944	2	• PIN, (1.00" DIA)
20	4-406043	2	• PLATE, Pad mount (Side shift carriage)
21	4-405766	2	• SLIDE PAD, Top 7/8" side shift carriage
22	4-410775	2	• FITTING, Grease (1/8" NPT) A
		6	• FITTING, Grease (1/8" NPT) B
23	4-411772	8	• SCREW, Socket head cap (1/2" X 3/4")
24	4-411901	4	• SCREW, Hex head cap (1/2" NF X 3" gr.8 plated)
25	4-411842	4	• NUT, Lock with nylon insert (1/2"-20)
26	4-411693	8	• WASHER, Lock (3/8" zinc)
27	4-411697	8	• SCREW, Socket head cap (3/8" NC X 1 3/4")
28	4-411717	6	• SCREW, Hex head cap (1/2"-13 X 4 1/2" gr.5 zinc)
30	4-411838	6	• NUT, Lock with nylon insert (1/2"-13 NC)
31	4-401079	2	• FORKS, (2 3/4" X 6" X 48") A, B
	4-401080	2	• FORKS, (2 3/4" X 6" X 60") A, B
	4-401081	2	• FORKS, (2 3/4" X 6" X 72") A, B
	4-401082	2	• FORKS, (2 3/4" X 6" X 96") A, B
32	4-407824	6	• CONNECTOR, Quick, male butterfly B (Not Shown)
33	4-407825	6	• CONNECTOR, Quick, female butterfly B (Not Shown)

6.4 72" Service Fork Positioner/Side Shift Carriage Assembly

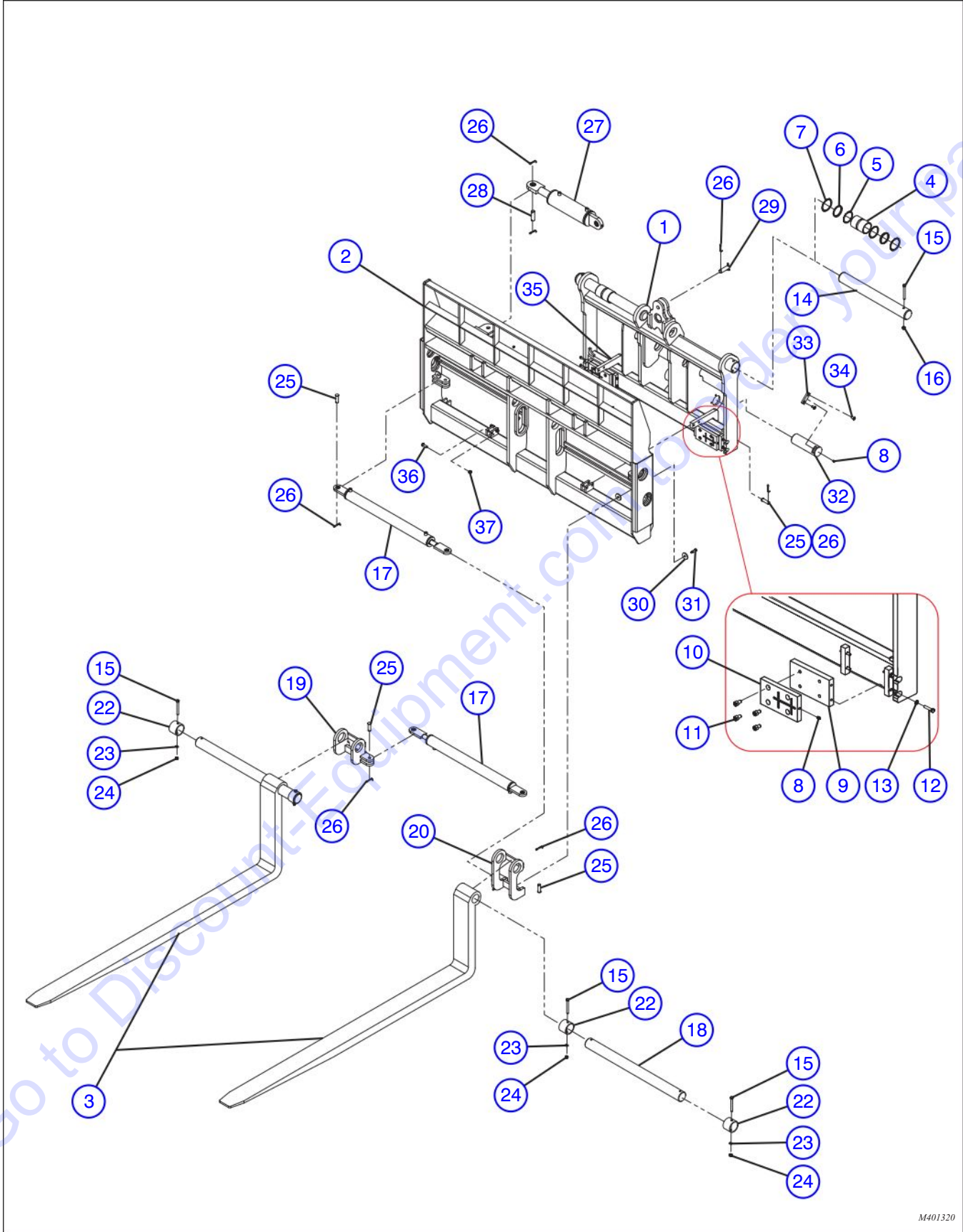


M401634

6.4 72" Service Fork Positioner/Side Shift Carriage Assembly

Index No.	Skyjack Part No.	Qty.	Description
-	4-401634	1	ASSEMBLY, 72" SERVICE FORK POSITIONER/SIDE SHIFT CARRIAGE
1	4-401600	1	• WELDMENT, CARRIAGE (72" FS/SS QD)
2	4-401079	2	• FORK, (2 3/4" X 6" X 48")
	4-401080	2	• FORK, (2 3/4" X 6" X 60")
	4-401081	2	• FORK, (2 3/4" X 6" X 72")
	4-401082	2	• FORK, (2 3/4" X 6" X 96")
3	4-401410	2	• BAR, Fork (3.00" DIA X 34.56" long)
4	4-405939	4	• COLLAR, Fork bar
5	4-401397	1	• WELDMENT, Fork carrier (LH)
6	4-401398	1	• WELDMENT, Fork carrier (RH)
7	4-401401	2	• CYLINDER, Fork positioner
8	4-401273	4	• PIN, STEPPED, .75 DIA X 2.25 LG
9	4-401012	4	• PIN, Cotter (1/4" X 1 3/4")
10	4-401266	2	• SCREW, Shoulder, (0.50" X 1.0" self locking)
11	4-401267	4	• WASHER, Bronze (2.0" DIA)
12	4-405544	2	• BEARING, Zinc-aluminum
13	4-400933	4	• RING, Retaining (WHT-350)
14	4-409148	4	• WIPER, D (3")
15	4-400934	4	• RING, Retaining (WHM-375)
16	4-409237	1	• CYLINDER, Side shift
17	4-400944	2	• PIN, (1.00")
18	4-411901	4	• SCREW, Hex head cap (1/2" NF X 3" gr.8 plated)
19	4-411842	4	• NUT, Lock with nylon insert (1/2"-20)
20	4-406043	2	• PLATE, Shift subcarriage
21	4-405766	2	• SLIDE PAD, Side shift carriage
22	4-411772	8	• SCREW, Hex head cap (1/2" X 4")
23	4-411693	8	• WASHER, Lock (3/8" zinc)
24	4-411780	8	• SCREW, Socket head cap (3/8" NC X 1 1/2" zinc)
25	4-410775	6	• FITTING, Grease (1/8" NPT)
26	4-411717	6	• SCREW, Hex head cap (1/2"-13 x 4 1/2" gr.5 zinc)
27	4-411719	4	• WASHER, Lock (1/2" zinc)
28	4-411720	4	• NUT, (1/2"-13 NC)
29	4-405557	2	• SHAFT, Side-shift carriage

6.5 Integral Fork Positioner/Side Shift Carriage Assembly

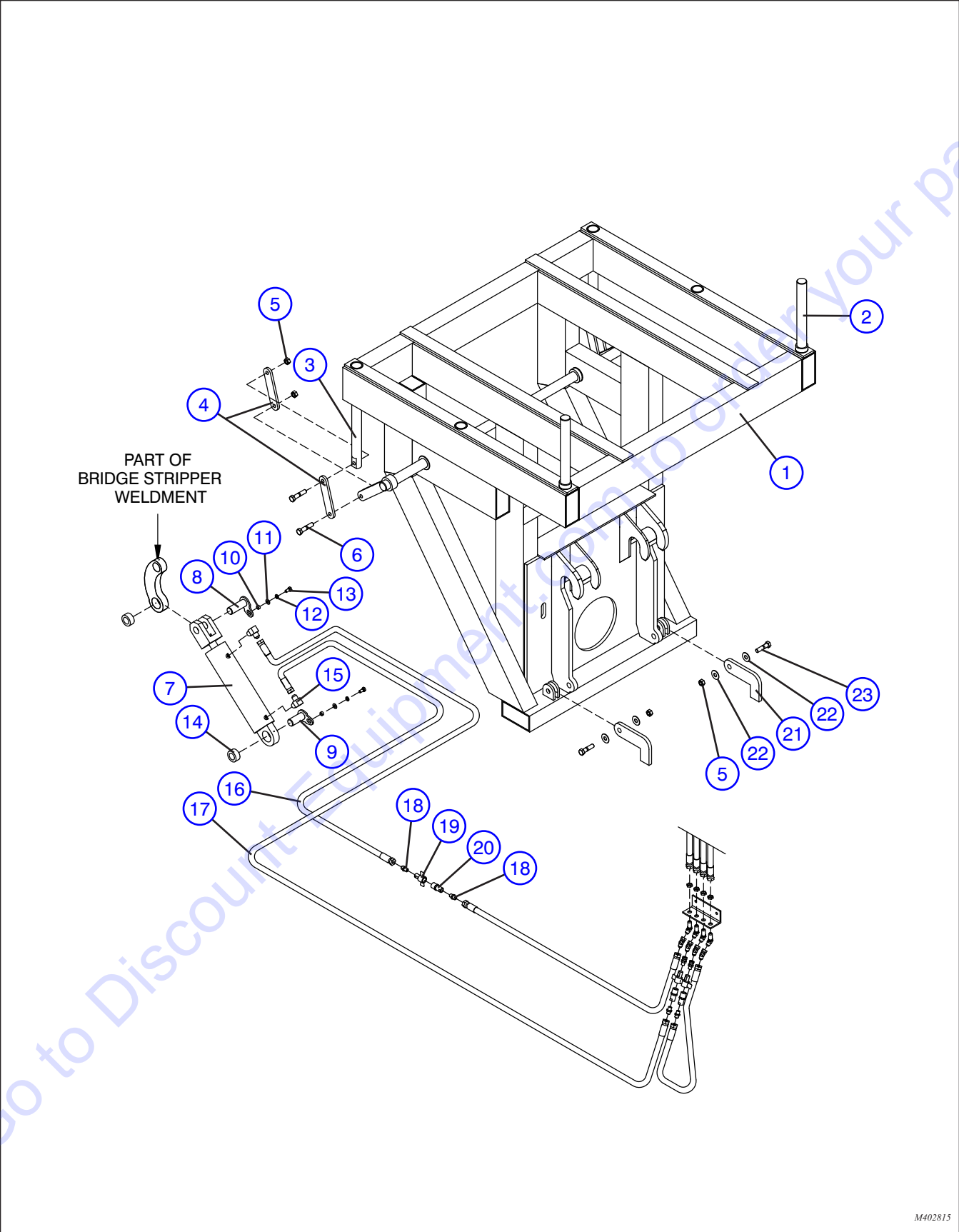


M401320

6.5 Integral Fork Positioner/Side Shift Carriage Assembly

Index No.	Skyjack Part No.	Qty.	Description
-	4-401320	1	ASSEMBLY, 84" INTEGRAL FORK POSITIONER/SIDE SHIFT CARRIAGE
1	4-401214	1	• WELDMENT, Integral sub-carriage
2	4-401314	1	• WELDMENT, 84" FS/SS integral carriage
3	4-401079	2	• FORK, (2 3/4" x 6" x 48", 30" back height)
	4-401080	2	• FORK, (2 3/4" x 6" x 60", 30" back height)
	4-401081	2	• FORK, (2 3/4" x 6" x 72", 30" back height)
	4-401082	2	• FORK, (2 3/4" x 6" x 96", 30" back height)
4	4-405544	2	• BEARING, Zinc-aluminum
5	4-400933	4	• RETAINING RING, WHT-350
6	4-409148	4	• WIPER, D (3")
7	4-400934	4	• RETAINING RING, WHM-375
8	4-410775	6	• FITTING, Grease (1/8" NPT)
9	4-406043	2	• PLATE, Shift subcarriage
10	4-405766	2	• SLIDE PAD, Side shift carriage
11	4-411772	8	• SCREW, Hex head cap (1/2" X 4")
12	4-411697	8	• SCREW, Hex head cap (3/8"-16 x 1 3/4" gr.5 zinc)
13	4-411693	8	• WASHER, Lock (3/8" zinc)
14	4-401222	2	• SHAFT, Side-shift carriage
15	4-411717	6	• SCREW, Hex head cap (1/2"-13 x 4 1/2" gr.5 zinc)
16	4-411838	6	• NUT, Lock (1/2"-13 NC)
17	4-401319	2	• CYLINDER, 84" FS integral carriage
18	4-401317	2	• BAR, Fork (3.00" DIA X 40.25")
19	4-401324	1	• WELDMENT, Fork carrier, RH
20	4-401323	1	• WELDMENT, Fork carrier, LH
21	4-405939	2	• COLLAR, Fork bar (inner)
22	4-401326	2	• COLLAR, Fork bar (3.00" ID X 2.63" outer)
23	4-411719	4	• WASHER, Lock (1/2" zinc)
24	4-411720	4	• NUT, (1/2"-13 NC)
25	4-401273	6	• PIN, STEPPED (0.75" DIA X 2.25")
26	4-401012	8	• PIN, Cotter (1/4" X 1 3/4")
27	4-409237	1	• CYLINDER, Side shift
28	4-400944	1	• PIN, (1.00")
29	4-401274	1	• PIN, (1.00" X 3.38")
30	4-401267	4	• WASHER, Bronze (2.0" DIA)
31	4-401266	2	• SCREW, Shoulder (0.50" X 1.0" self locking)
32	4-405547	2	• PIN, Carriage mount
33	4-405056	2	• PLATE, Pin lock
34	4-411773	4	• SCREW, Socket head cap (1/2" NC X 1" FL)
35	4-401346	2	• PLATE, Tie back
36	4-411901	4	• SCREW, Hex head cap (1/2" NF X 3" gr.8 plated)
37	4-411842	4	• NUT, Lock with nylon insert (1/2"-20)

6.6 Bridge Stripper Assembly



6.6 Bridge Stripper Assembly

Index No.	Skyjack Part No.	Qty.	Description
-	4-402815	1	ASSEMBLY, BRIDGE STRIPPER ATTACHMENT
1	4-412918	1	• WELDMENT, Bridge stripper
2	4-412919	2	• PIN, Bridge stripper short
3	4-405987	2	• PIN, Bridge stripper long
4	4-405998	4	• LINKAGE-1, Bridge stripper
5	4-411840	6	• NUT, Lock (3/4" NC)
6	4-411737	4	• BOLT, Hex head (3/4" x 3 1/2" NC)
7	4-409305	1	• CYLINDER, Bridge stripper
8	4-412921	1	• PIN, Rod end (Bridge stripper)
9	4-412920	2	• PIN, Base end (Bridge stripper)
10	4-408285	2	• SPACER
11	4-411718	2	• WASHER, Flat (1/2")
12	4-411719	2	• WASHER, Lock (1/2")
13	4-411710	2	• BOLT, Hex head (1/2" x 1" NC)
14	4-410107	2	• BEARING, Self aligning
15	4-405633	2	• PIPE, External (37° flare - 90°)
16	4-411036	1	• HOSE (781-C08-08FJ-08FJ-0345)
17	4-411082	1	• HOSE (781-C08-08FJ-08FJ-0621)
18	4-405595	2	• PIPE, External (37° flare)
19	4-407825	1	• HALF/WING NUT, Quick disconnect (Female)
20	4-407824	1	• HALF/WING FLANGE, Quick disconnect (Male)
21	4-405944	2	• TIEBACK ANGLE, Gripper
22	4-411742	4	• WASHER, Flat (3/4")
23	4-411736	2	• BOLT, Hex head (3/4" x 3" NC)

PARTS FINDER

**Search Website
by Part Number**



**Search Manual
Library For Parts
Manual & Lookup Part
Numbers – Purchase
or Request Quote**

Search Manuals

Enter your information to search for a manual or to purchase a manual or parts.

* Brand:

* Model:

* Serial:

* Part Number:

SEARCH

**Can't Find Part or
Manual? Request Help
by Manufacturer,
Model & Description**

Parts Order Form

Please fill in the following information to request help finding a part or manual.

Manufacturer:

Model:

Description:

Quantity:

Part Number:

Part Name:

Part Description:

Part Category:

Part Location:

Part Status:

Part Condition:

Part Material:

Part Color:

Part Weight:

Part Dimensions:

Part Price:

Part Availability:

Part Lead Time:

Part Notes:

Submit

Discount-Equipment.com is your online resource for quality parts & equipment.

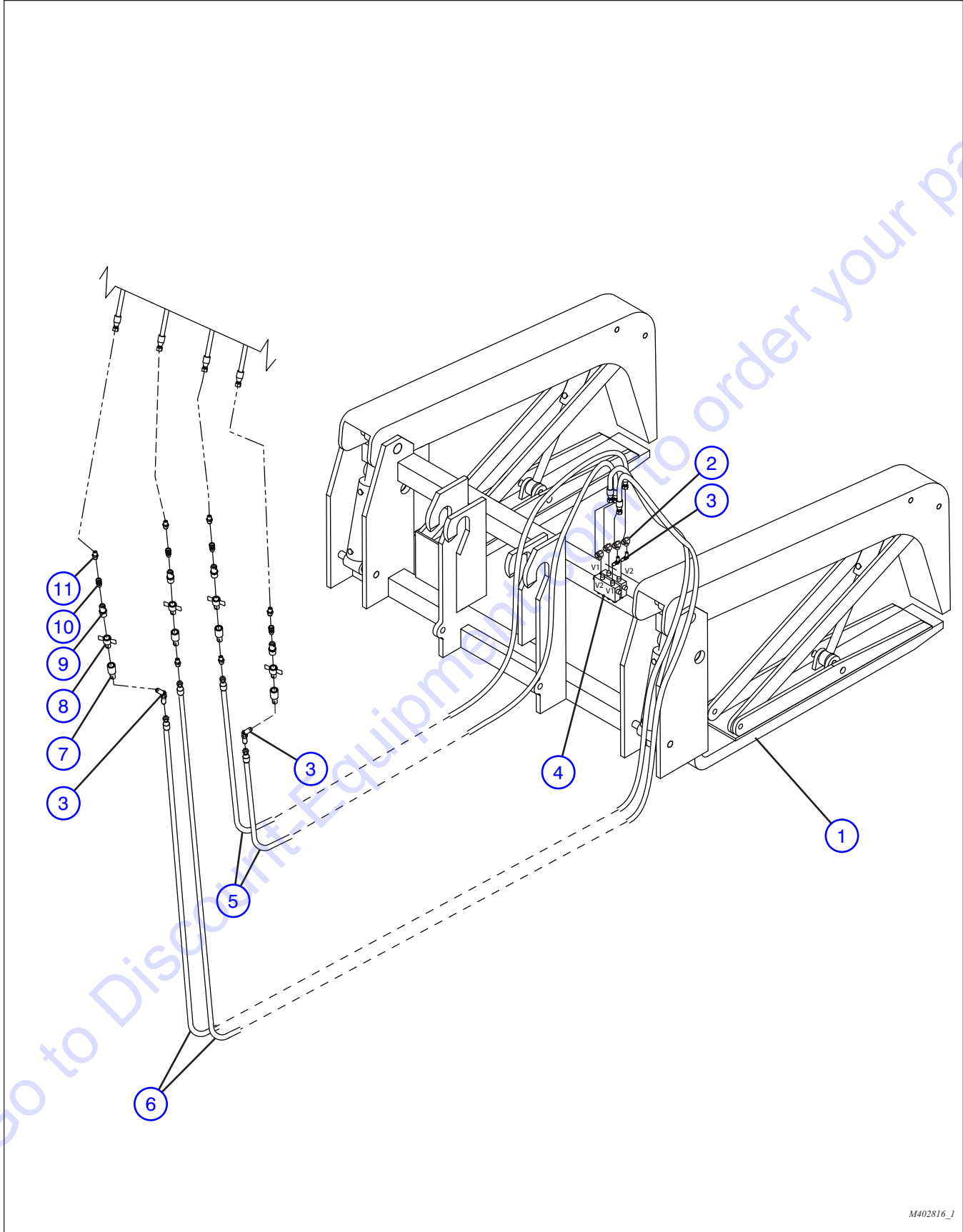
Florida: **561-964-4949** Outside Florida TOLL FREE: **877-690-3101**

Need parts?

Click on this link: <http://www.discount-equipment.com/category/5443-parts/> and choose one of the options to help get the right parts and equipment you are looking for. Please have the machine model and serial number available in order to help us get you the correct parts. If you don't find the part on the website or on one of the online manuals, please fill out the request form and one of our experienced staff members will get back to you with a quote for the right part that your machine needs.

We sell worldwide for the brands: Genie, Terex, JLG, MultiQuip, Mikasa, Essick, Whiteman, Mayco, Toro Stone, Diamond Products, Generac Magnum, Airman, Haulotte, Barreto, Power Blanket, Nifty Lift, Atlas Copco, Chicago Pneumatic, Allmand, Miller Curber, Skyjack, Lull, Skytrak, Tsurumi, Husquvarna Target, Stow, Wacker, Sakai, Mi-T-M, Sullair, Basic, Dynapac, MBW, Weber, Bartell, Bennar Newman, Haulotte, Ditch Runner, Menegotti, Morrison, Contec, Buddy, Crown, Edco, Wyco, Bomag, Laymor, EZ Trench, Bil-Jax, F.S. Curtis, Gehl Pavers, Heli, Honda, ICS/PowerGrit, IHI, Partner, Imer, Clipper, MMD, Koshin, Rice, CH&E, General Equipment, Amida, Coleman, NAC, Gradall, Square Shooter, Kent, Stanley, Tamco, Toku, Hatz, Kohler, Robin, Wisconsin, Northrock, Oztec, Toker TK, Rol-Air, APT, Wylie, Ingersoll Rand / Doosan, Innovatech, Con X, Ammann, Mecalac, Makinex, Smith Surface Prep, Small Line, Wanco, Yanmar

6.7 Pipe and Pole Grapple Assembly



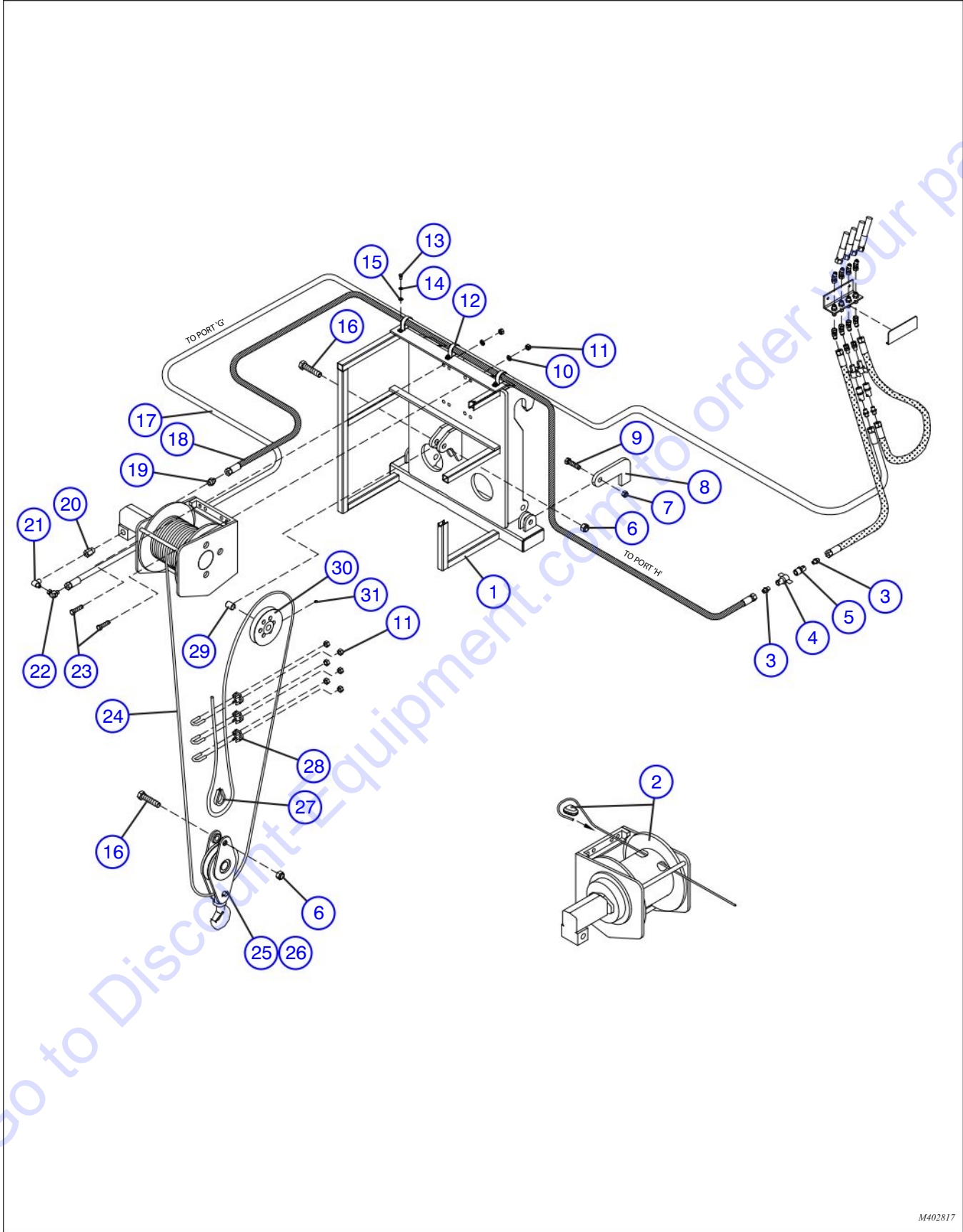
M402816_1

6.7 Pipe and Pole Grappler Assembly

Index No.	Skyjack Part No.	Qty.	Description
-	4-413630	1	ASSEMBLY, PIPE AND POLE GRAPPLER
1	4-411405	1	• GRAPPLER, Pipe and pole
2	4-406275	4	• FITTING, MORBXMJIC Adapter ¹ / ₂ x ¹ / ₂ AER
3	4-406271	2	• FITTING, FJIC Swivel X MJIC 45°
4	4-410283	2	• VALVE, Grappler lock
5	4-411232	2	• HOSE, 781-C08-08FJ-08FJ-0560
6	4-411234	1	• HOSE, 781-C08-08FJ-08FJ-0614
7	4-405595	4	• PIPE, External (37° flare)
8	4-407825	4	• HALF/WING NUT, Quick disconnect (Female)
9	4-407824	4	• HALF/WING FLANGE, Quick disconnect (Male)
10	4-405578	4	• FITTING, External pipe (37° flare swivel)
11	4-405716	4	• FITTING, Bulkhead (union JIC)

Go to Discount-Equipment.com to order your parts

6.8 Winch Attachment Assembly

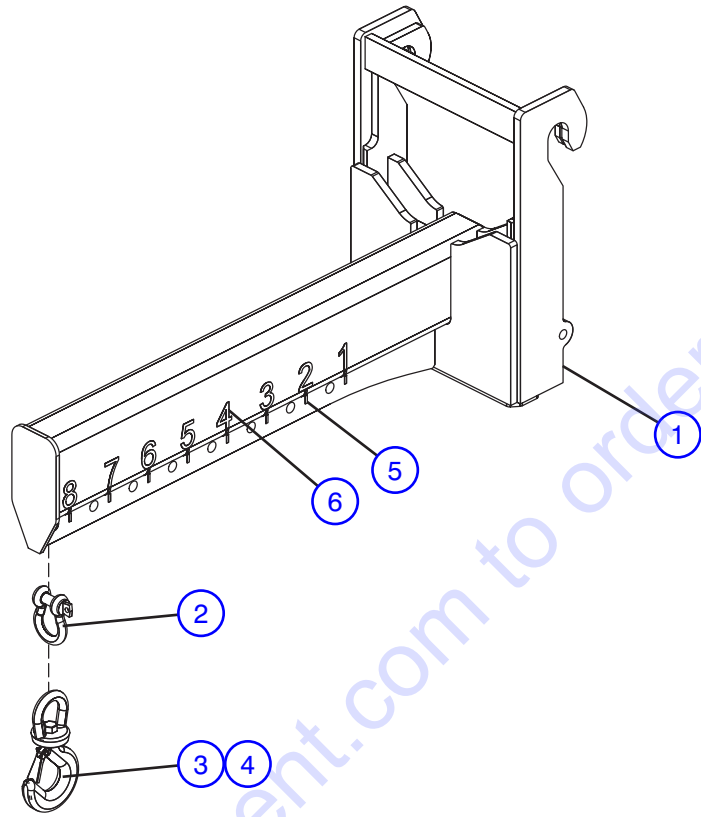


M402817

6.8 Winch Attachment Assembly

Index No.	Skyjack Part No.	Qty.	Description
-	4-402817	1	ASSEMBLY, THREE-PART LINE WINCH ATTACHMENT
1	4-412929	1	• MOUNT ATTACHMENT, Winch
2	4-408856	1	• WINCH MODEL, Tulsa (707W)
3	4-405595	2	• PIPE, External (37° flare)
4	4-407825	1	• HALF/WING NUT, Quick disconnect (Female)
5	4-407824	1	• HALF/WING FLANGE, Quick disconnect (Male)
6	4-411943	2	• NUT, Lock (1" NC, Grade 8)
7	4-411840	2	• NUT, Lock (3/4" NC)
8	4-405944	2	• TIEBACK ANGLE, Gripper
9	4-411736	2	• BOLT, Hex head (3/4" x 3" NC)
10	4-411731	2	• WASHER, Lock (5/8")
11	4-411732	8	• NUT, Hex (5/8" NC)
12	4-409187	3	• BRACKET, Hose
13	4-411683	3	• SCREW, Hex head cap (3/8" x 3/4" NC)
14	4-411693	3	• WASHER, Lock (3/8")
15	4-411694	3	• WASHER, Flat (3/8")
16	4-411942	2	• SCREW, Hex head cap (1" x 4 1/2", zinc)
17	4-411186	1	• HOSE (781-08-08FJ-08FJ-0900)
18	4-411185	1	• HOSE (781-08-08FJ-08FJ 0690)
19	4-405650	1	• FITTING, O-Ring (SAE 37° flare)
20	4-406551	1	• PIPE, Internal (SAE O-ring boss)
21	4-405637	1	• PIPE, External (37° flare - 90°)
22	4-406275	1	• FITTING (37° flare swivel / 37° flare - 90°)
23	4-411921	2	• BOLT, Hex head (5/8" x 2 1/2" NC, Grade 8)
24	4-409166	130"	• ROPE, Non-rotating wire (9/16" diameter)
25	4-412931	1	• SNATCH BLOCK (3-part line)
26	4-404148	1	• KIT, Latch
27	4-404110	1	• THIMBLE, Heavy duty (5/8")
28	4-404011	3	• CLIP, Crosby (9/16")
29	4-406079	1	• SLEEVE, Sheave (3-part line)
30	4-406080	1	• PULLEY, Winch
31	4-410779	1	• FITTING, Grease

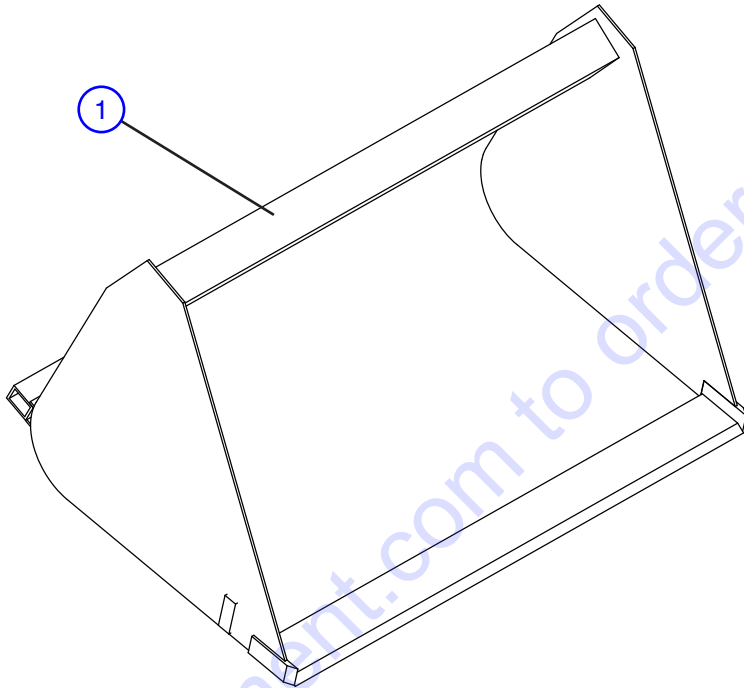
6.9 Jib Boom Attachment



M402500

Index No.	Skyjack Part No.	Qty.	Description
-	4-402500	1	JIB BOOM, Assembly (5', 20K capacity)
1	4-402498	1	• BOOM, 5' Jib (20K capacity)
2	4-402653	1	• SHACKLE (1" nominal, 12.5 ton capacity)
3	4-402654	1	• HOOK, Swivel (11 ton capacity)
4	4-414327	1	• LATCH KIT, Swivel hook
5	4-402652	1	• DECAL, Dashes (1")
6	4-402651	1	• DECAL, Numbers 1 to 8 (3.38")

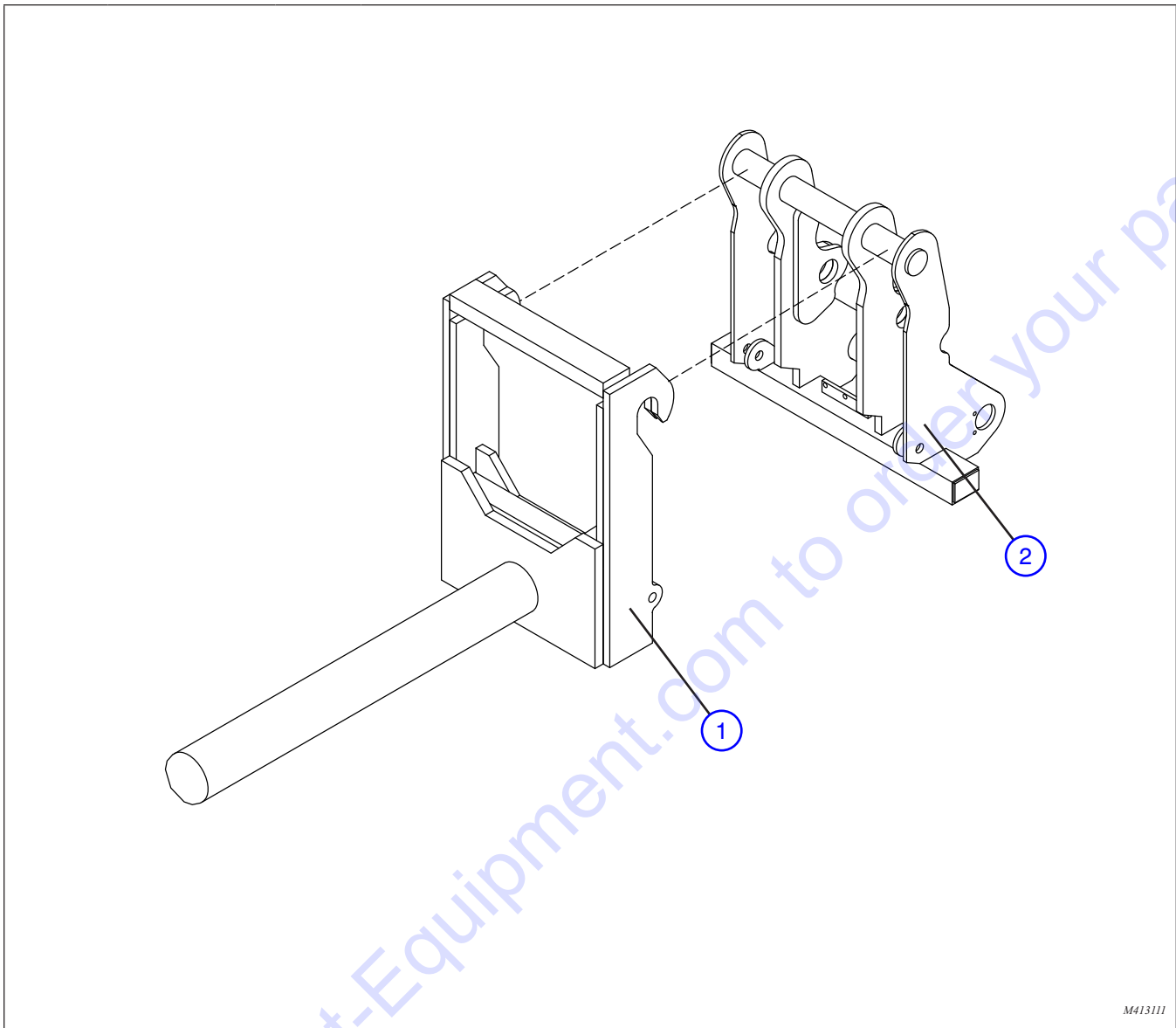
6.10 Bucket Attachment



M412766

Index No.	Skyjack Part No.	Qty.	Description
1	4-412766	1	BUCKET, Light material

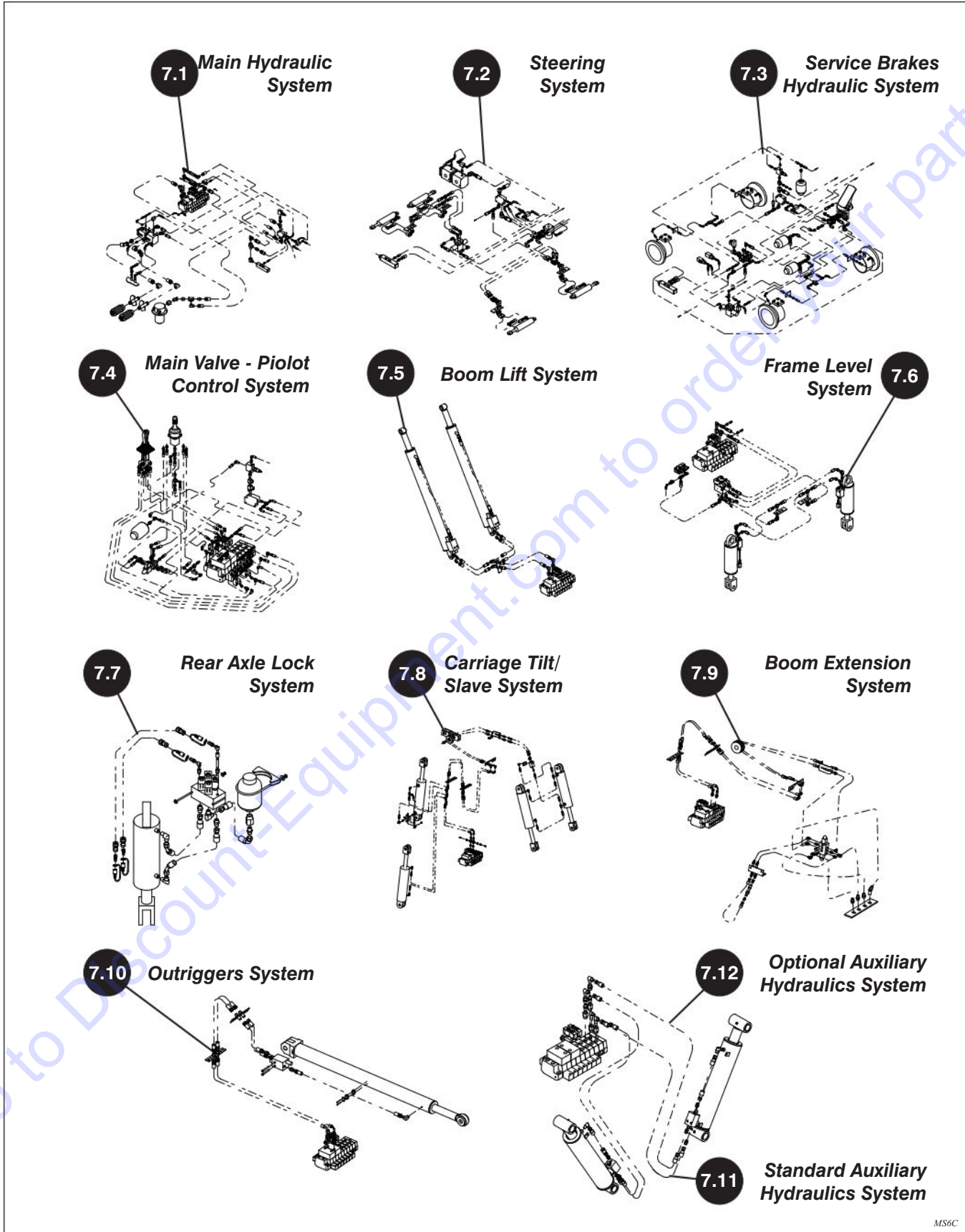
6.11 51" Coil Ram Attachment



M413111

Index No.	Skyjack Part No.	Qty.	Description
1	4-413111	1	RAM, Coil (51")
2	(Ref.)	-	WELDMENT, Sub-carriage (For components, refer to Section 5.4)

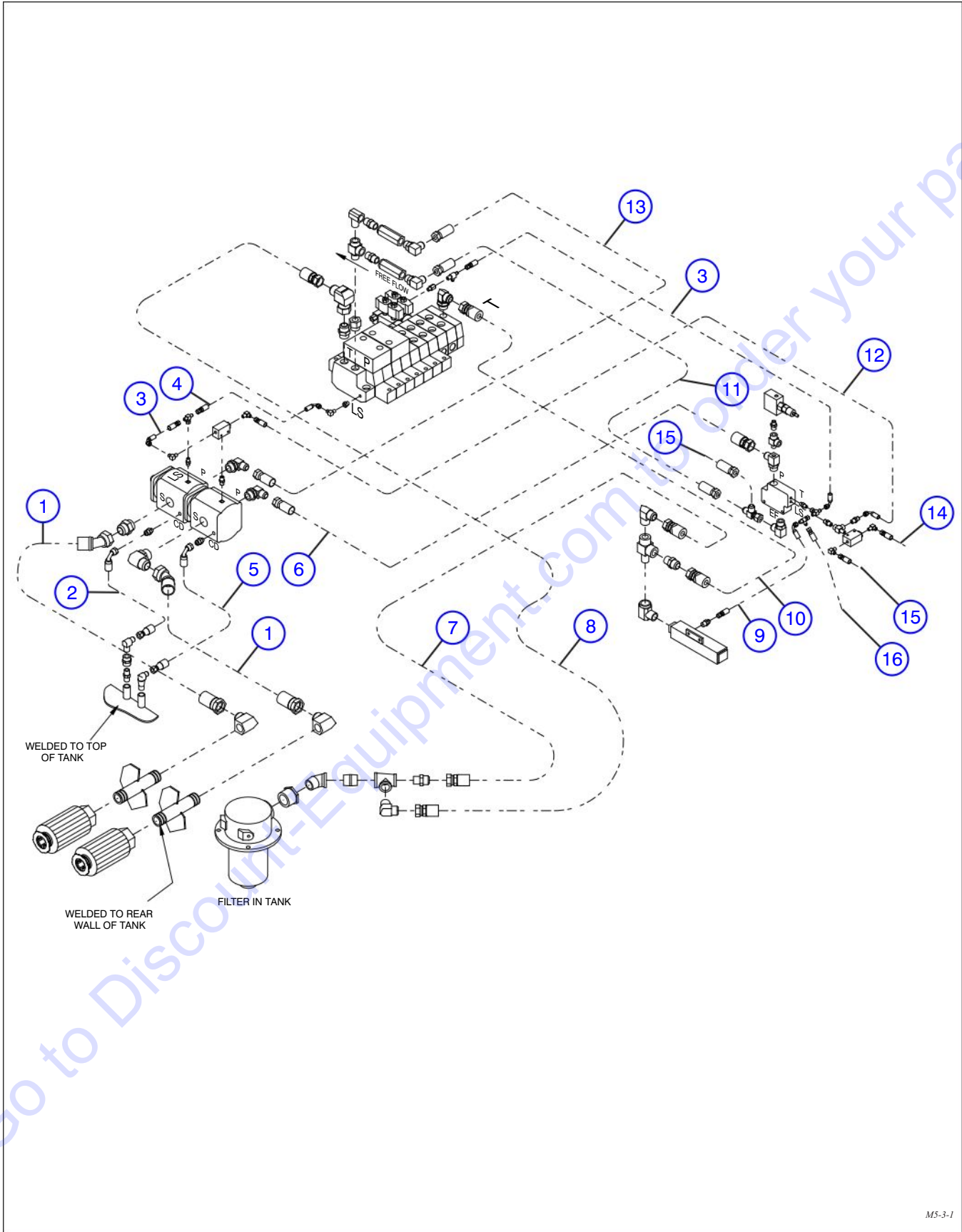
7.0 HYDRAULIC HOSE CONNECTION RELATED PARTS



7

MS6C

7.1 Main Hydraulics System

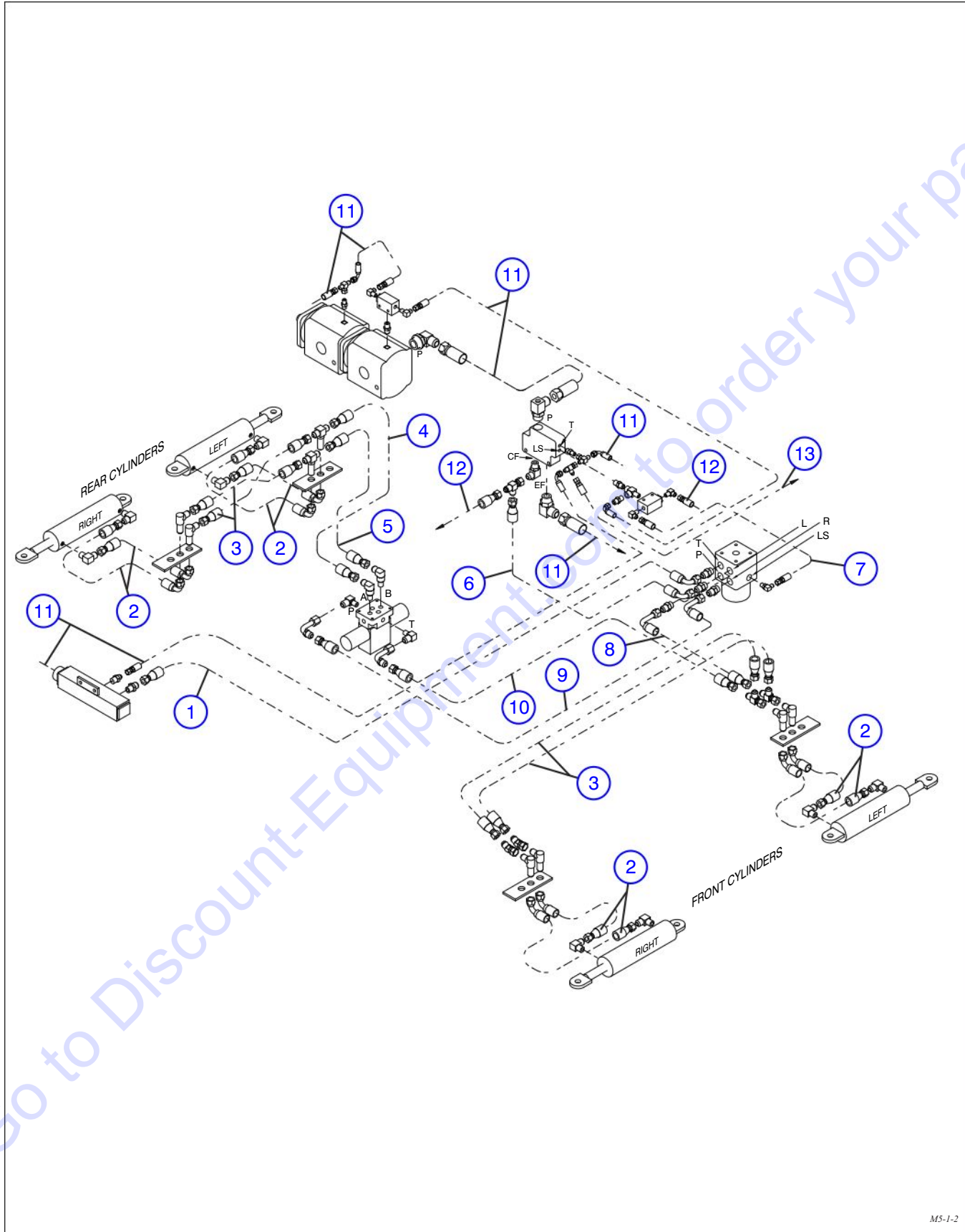


M5-3-1

7.1 Main Hydraulics System

Index No.	Skyjack Part No.	Qty.	Description
1	4-411029	-	HOSE, ASSEMBLY
		1	(Rear tandem piston pumps port S to rear strainer)
		1	(Front tandem piston pumps port S to front strainer)
2	4-410922	1	HOSE, ASSEMBLY (Rear tandem piston pump port CD to hydraulic tank)
3	4-411328	-	HOSE, ASSEMBLY
		1	(Check valve at front tandem pump to rear tandem piston pump port LS)
		1	(Priority valve port T to main valve)
4	4-411352	1	HOSE, ASSEMBLY
			(Rear tandem piston pump port LS to main valve port LS)
5	4-410900	1	HOSE, ASSEMBLY (Front tandem piston pump port CD to hydraulic tank)
6	4-411274	1	HOSE, ASSEMBLY
			(Front tandem piston pump port P to priority valve port P)
7	4-411009	1	HOSE, ASSEMBLY (Return manifold to return filter on hydraulic tank)
8	4-411081	1	HOSE, ASSEMBLY (Main Valve port T to return filter on hydraulic tank)
9	4-411012	1	HOSE, ASSEMBLY (Priority valve port LS to return manifold)
10	4-411080	1	HOSE, ASSEMBLY (Main valve port T to Return manifold)
11	4-411022	1	HOSE, ASSEMBLY (Main valve port P to priority valve port EF)
12	4-411192	1	HOSE, ASSEMBLY
			(Check valve at priority valve to check valve at front tandem pump)
13	4-411054	1	HOSE, ASSEMBLY (Main valve port P to rear tandem piston pump port P)
14	(Ref.)	-	HOSE, ASSEMBLY (Service brake hydraulic system)
			(For components, refer to Section 7.3)
15	(Ref.)	-	HOSE, ASSEMBLY (Steer System)
			(For components, refer to Section 7.2)
16	(Ref.)	-	HOSE, ASSEMBLY (Main valve pilot control system)
			(For components, refer to Section 7.4)

7.2 Steering System

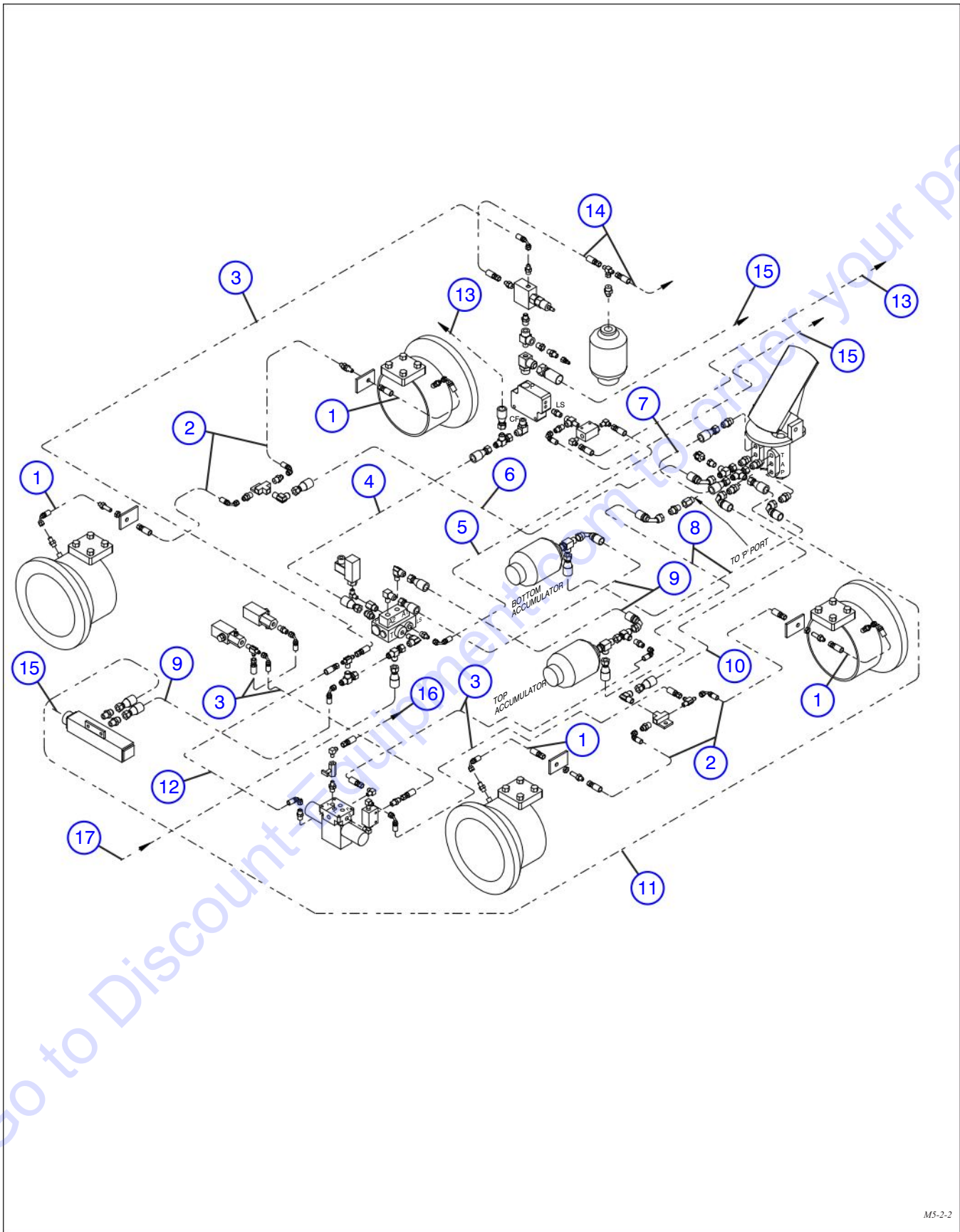


MS-1-2

7.2 Steering System

Index No.	Skyjack Part No.	Qty.	Description
1	4-411229	1	HOSE, ASSEMBLY (Orbital steering motor port T to return manifold)
2	4-410900	8	HOSE, ASSEMBLY (Steer cylinders to bulkheads)
3	4-410896	4	HOSE, ASSEMBLY (Bulkhead to bulkhead)
4	4-411020	1	HOSE, ASSEMBLY (Function valve port A to rear left bulkhead - steer left)
5	4-411023	1	HOSE, ASSEMBLY (Function valve port B to rear left bulkhead - steer right)
6	4-410982	1	HOSE, ASSEMBLY (Priority valve port CF to orbital steering motor port P)
7	4-411273	1	HOSE, ASSEMBLY (Check valve at priority valve to orbital steering motor port LS)
8	4-411230	1	HOSE, ASSEMBLY (Orbital steering motor port L to front left bulkhead - steer left)
9	4-411304	1	HOSE, ASSEMBLY (Orbital steering motor port R to function valve port P)
10	4-411015	1	HOSE, ASSEMBLY (Function valve port T to front left bulkhead - steer right)
11	(Ref.)	-	HOSE, Assembly (Main Hydraulic) (For components, refer to Section 7.1)
12	(Ref.)	-	HOSE Assembly (Service brake system) (For components, refer to Section 7.3)
13	(Ref.)	-	HOSE, ASSEMBLY (Main pilot control) (For components, refer to Section 7.4)

7.3 Service Brakes Hydraulic System

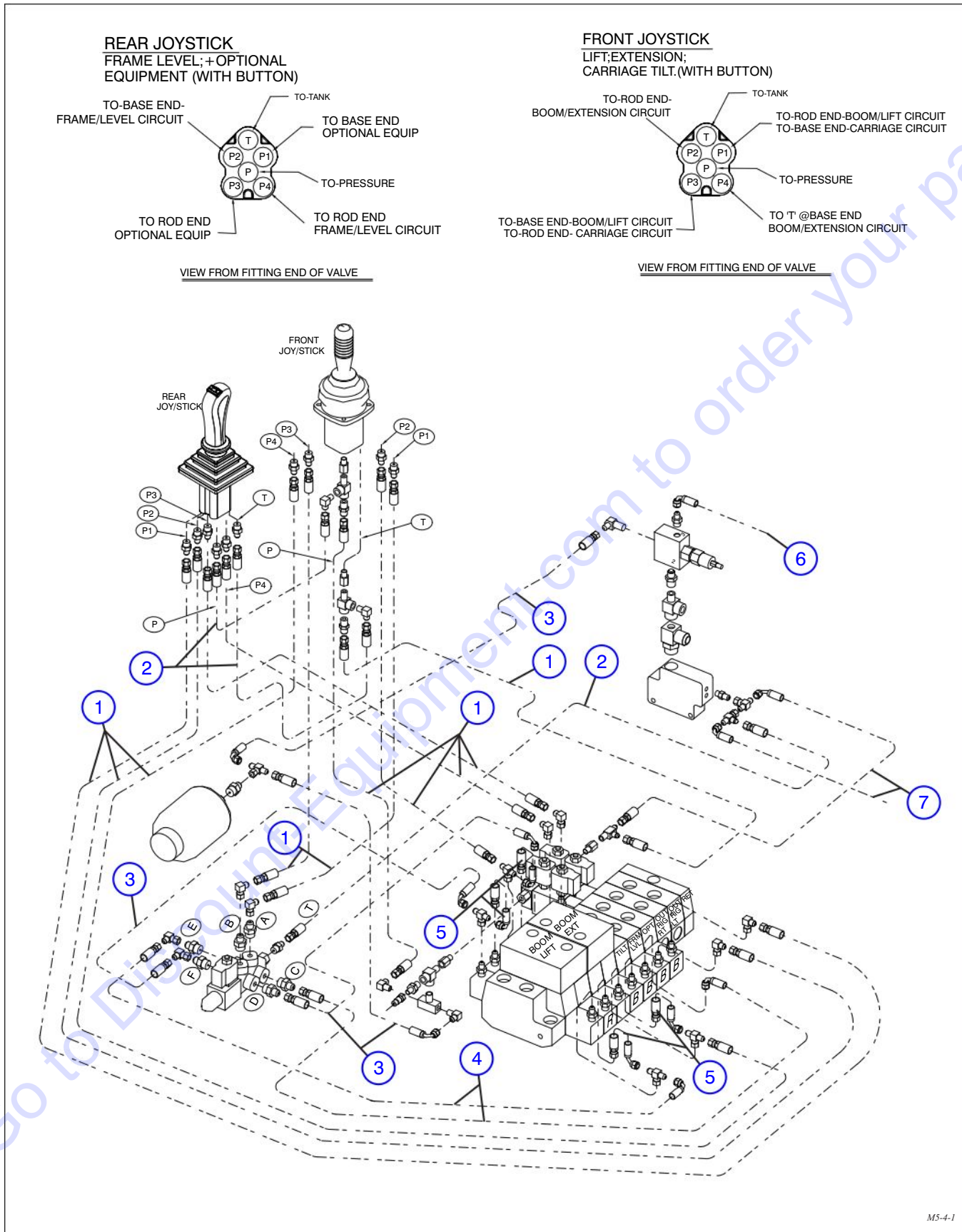


M5-2-2

7.3 Service Brakes Hydraulic System

Index No.	Skyjack Part No.	Qty.	Description
1	4-410945	4	HOSE, ASSEMBLY (Axle service brakes to bulkheads)
2	4-411011	4	HOSE, ASSEMBLY (Bulkheads to brake tees)
3	4-411328	-	HOSE, ASSEMBLY
		1	(Pressure reducing valve to tee at brake charge valve)
		1	(Left pressure switch to right pressure switch)
		1	(Right pressure switch to check valve at function valve)
		1	(Check valve at function valve to front brake tee)
		1	(Function valve port P to top accumulator)
4	4-410922	1	HOSE, ASSEMBLY
			(Brake charge valve port P to priority valve port CF)
5	4-411008	1	HOSE, ASSEMBLY
			(Brake charge valve port LS to check valve at priority valve)
6	4-411231	1	HOSE, ASSEMBLY (Rear brake tee to brake pedal valve left port A)
7	4-411363	1	HOSE, ASSEMBLY
			(Brake pedal valve left port T to brake pedal valve right port T)
8	4-410981	-	HOSE, ASSEMBLY
		1	(Brake pedal valve left port P to top accumulator)
		1	(Brake pedal valve right port P to bottom accumulator)
9	4-410900	-	HOSE, ASSEMBLY
		1	(Top accumulator to brake charge valve port A1)
		1	(Bottom accumulator to brake charge valve port A2)
		1	(Brake charge valve port T to return manifold)
10	4-410953	1	HOSE, ASSEMBLY
			(Brake pedal valve right port A to front brake tee)
11	4-410906	1	HOSE, ASSEMBLY
			(Brake pedal valve right port T to return manifold)
12	4-411013	1	HOSE, ASSEMBLY
			(Function valve port T to tee at brake charge valve)
13	(Ref.)	1	HOSE, ASSEMBLY (Steer system)
			(For components, refer to Section 7.2)
14	(Ref.)	1	HOSE, ASSEMBLY (Main Pilot control)
			(For components, refer to Section 7.4)
15	(Ref.)	1	HOSE, ASSEMBLY (Main Hydraulic)
			(For components, refer to Section 7.1)
16	4-411192	1	HOSE, ASSEMBLY (Park brake valve port A to parking brake caliper)
17	(Ref.)	1	HOSE, ASSEMBLY (Frame level system)
			(For components, refer to Section 7.6)

7.4 Main Valve - Pilot Control

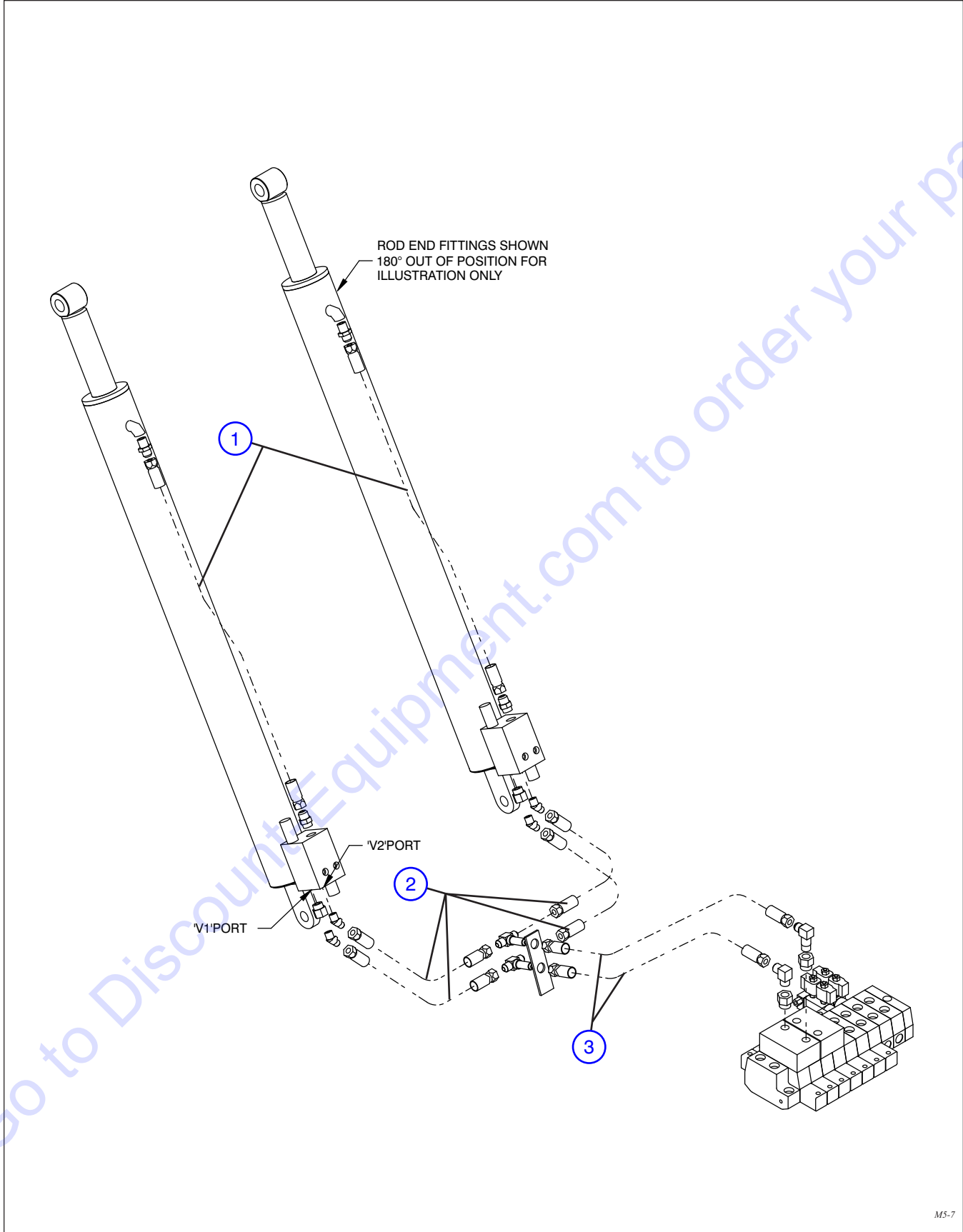


M5-4-1

7.4 Main Valve - Pilot Control

Index No.	Skyjack Part No.	Qty.	Description
1	4-410993	-	HOSE, ASSEMBLY
		1	(Main valve option pilot to rear joystick port P1)
		1	(Main valve - frame level pilot to rear joystick port P2)
		1	(Tee at main valve - boom extension pilot to front joystick port P4)
		1	(Front joystick port P3 to Diverter valve port B)
		1	(Front joystick port P1 to Diverter valve port A)
		1	(Front joystick port P to tee at main valve - outrigger RT pilot)
		1	(Front joystick port P2 to tee at main valve - boom extension pilot)
		1	(Rear joystick port P4 to main valve - frame level pilot)
		1	(Rear joystick port P3 to main valve - option pilot)
		1	(Front joystick port T to main valve - outrigger LT pilot)
2	4-410995	-	HOSE, ASSEMBLY
		1	(Rear joystick port P to front joystick port P)
		1	(Rear joystick port T to front joystick port T)
3	4-411328	-	HOSE, ASSEMBLY
		1	(Priority valve port T to diverter valve port T)
4	4-411317	-	HOSE, ASSEMBLY
		1	(Pressure reducing valve to accumulator)
		1	(Diverter valve port F to tee at main valve - boom lift pilot)
		1	(Diverter valve port D to main valve - tilt pilot)
5	4-410813	-	HOSE, ASSEMBLY
		1	(Front joystick port T to tee at main valve - outrigger LT pilot)
6	(Ref.)	-	HOSE, ASSEMBLY
		2	(tee at main valve - boom lift pilot to main valve - boom lift pilot)
7	(Ref.)	-	HOSE, ASSEMBLY (Service brake system)
		2	(tee at main valve - boom ext. pilot to main valve - boom ext. pilot)
			(For components, refer to Section 7.3)
			HOSE, ASSEMBLY (Main hydraulic system)
			(For components, refer to Section 7.1)

7.5 Boom Lift System

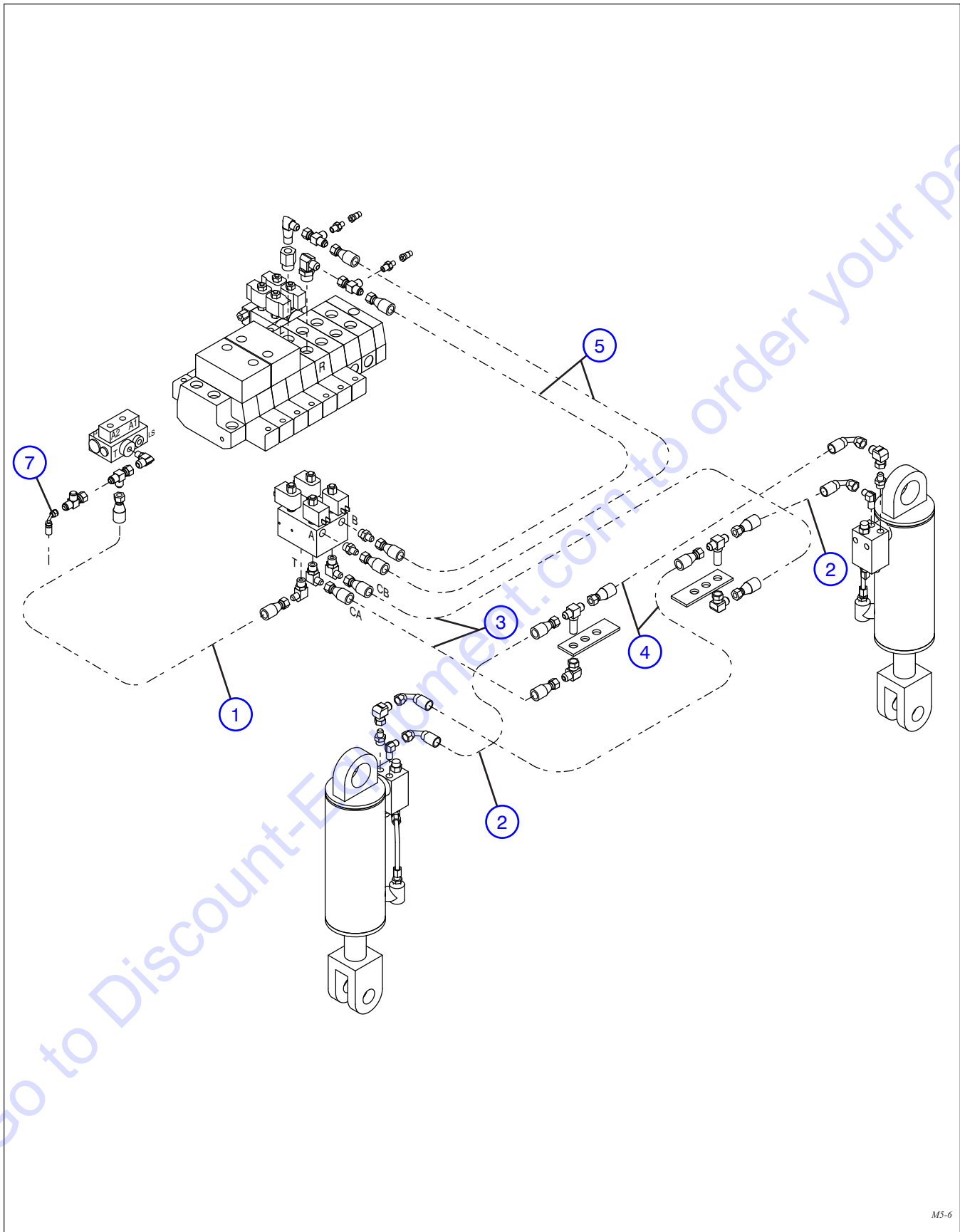


MS-7

7.5 Boom Lift System

Index No.	Skyjack Part No.	Qty.	Description
1	4-411050	2	HOSE, ASSEMBLY (Lift cylinders rods to lock valves port C2)
2	4-411065	-	HOSE, ASSEMBLY
		2	(Lock valve port V1 to bottom tee at bulkhead)
		2	(Lock valve port V2 to top tee at bulkhead)
3	4-411032	-	HOSE, ASSEMBLY
		1	(Top tee bulkhead to main valve - boom lift base end port)
		1	(Bottom tee bulkhead to main valve - boom lift rod end port)

7.6 Frame Level System

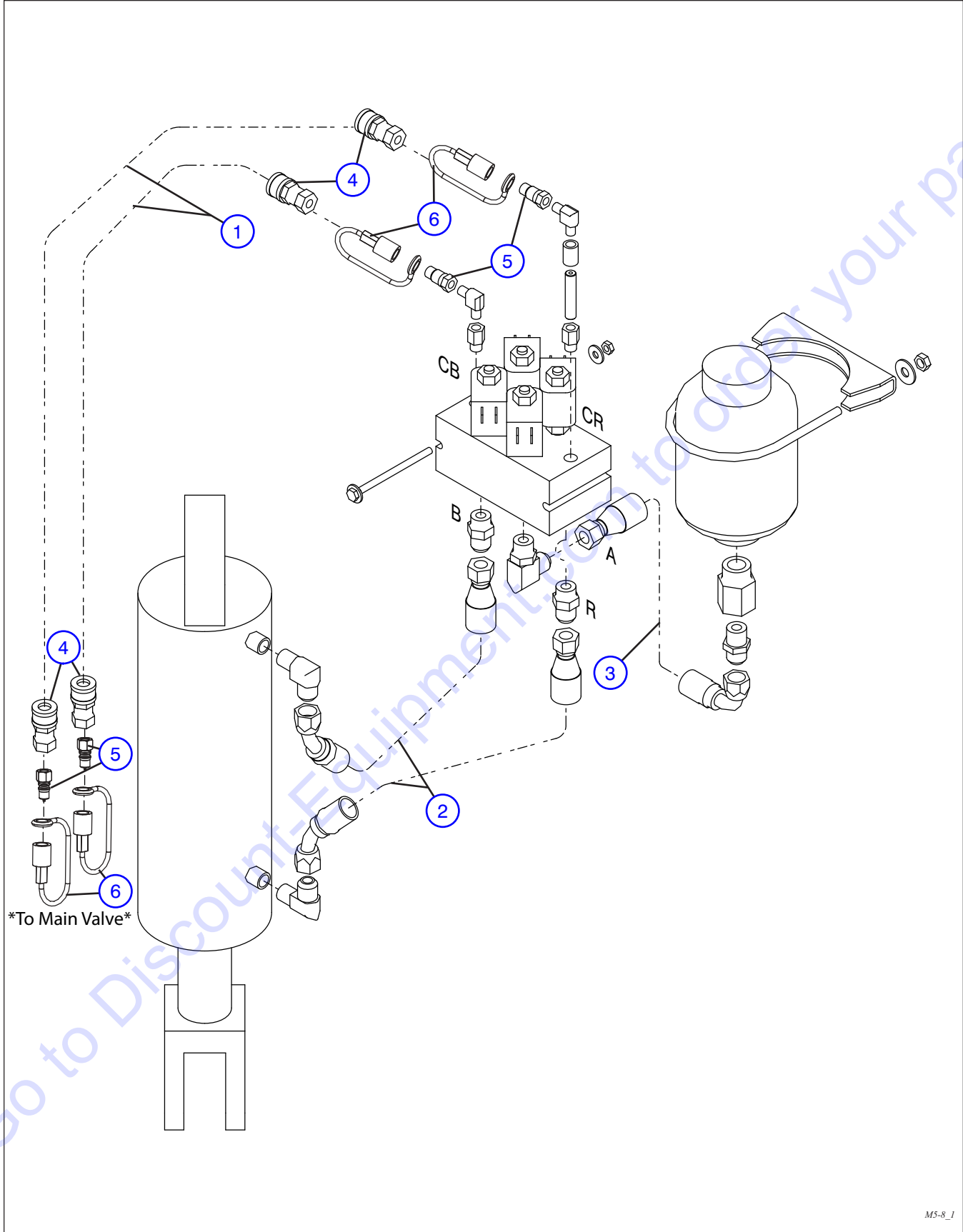


MS-6

7.6 Frame Level System

Index No.	Skyjack Part No.	Qty.	Description
1	4-411014	1	HOSE, ASSEMBLY (Frame level valve port T to brake charge valve port T)
2	4-411056	-	HOSE, ASSEMBLY
		1	(Right cylinder valve port V1 to tee at right bulkhead)
		1	(Left cylinder valve port V1 to tee at left bulkhead)
3	4-411071	-	HOSE, ASSEMBLY
		1	(Frame level valve port CA to elbow fitting at right bulkhead)
		1	(Frame level valve port CB to elbow fitting at left bulkhead)
4	4-411055	-	HOSE, ASSEMBLY
		1	(Tee at right bulkhead to left cylinder valve port V2)
		1	(Tee at left bulkhead to right cylinder valve port V2)
5	4-411014	-	HOSE, ASSEMBLY
		1	(Frame level valve port A to main valve - frame level base end port)
		1	(Frame level valve port B to main valve - frame level rod end port)
7	(Ref.)	-	HOSE, ASSEMBLY (Service brake system) (For components, refer to Section 7.3)

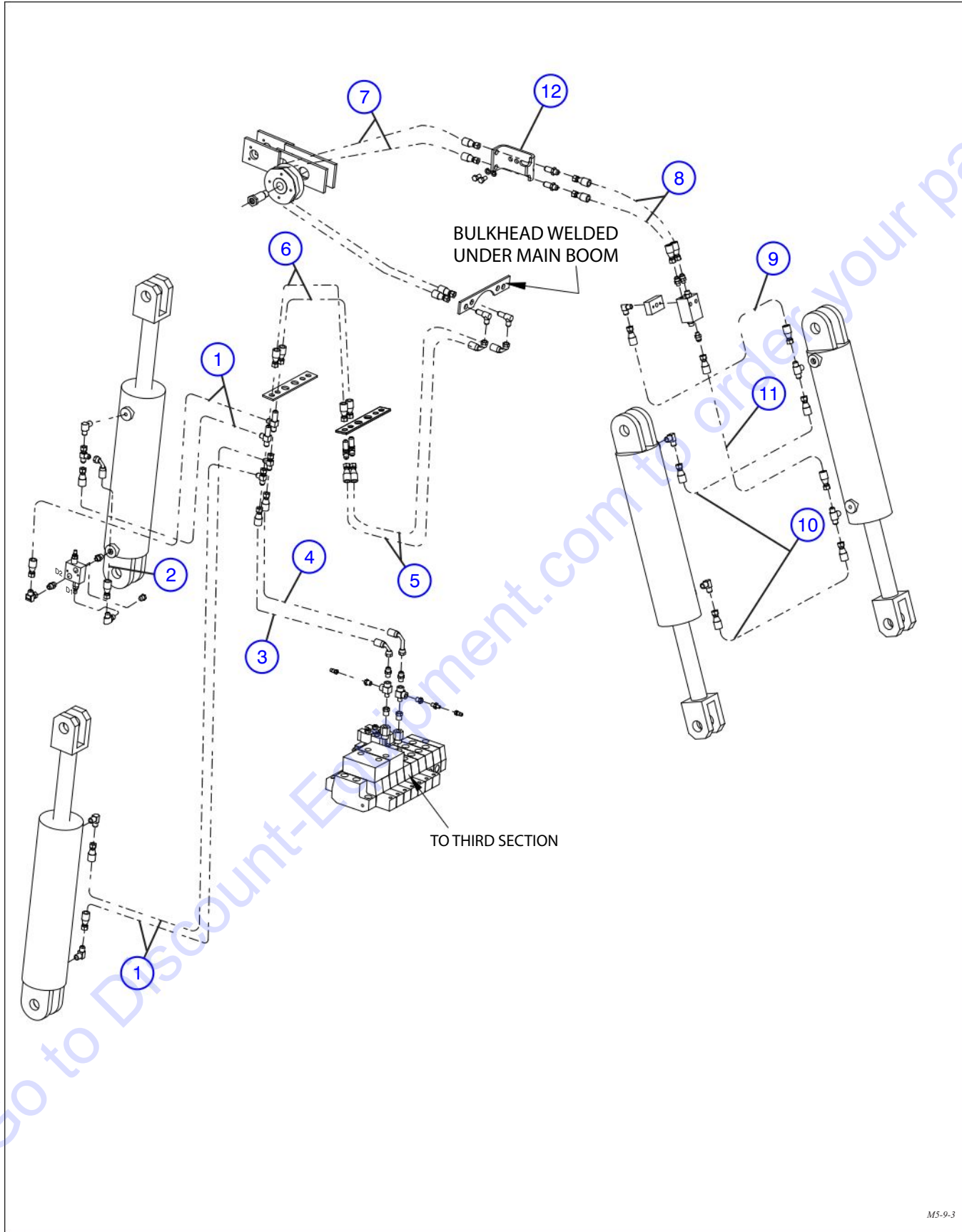
7.7 Rear Axle Lock System



7.7 Rear Axle Lock System

Index No.	Skyjack Part No.	Qty.	Description
1	4-410948	2	HOSE, ASSEMBLY (Axle lock system charge)
2	4-411046	-	HOSE, ASSEMBLY
		1	(Axle lock cylinder base end port to axle lock valve port B)
		1	(Axle lock cylinder rod end port to axle lock valve port R)
3	4-410912	1	HOSE, ASSEMBLY (Axle lock valve port A to rear accumulator)
4	4-414346	4	QUICK DISCONNECT, High pressure (Female half)
5	4-410912	4	QUICK DISCONNECT, High pressure (Male half)
6	4-410912	4	DUST CAP, Quick disconnect (Male half)

7.8 Carriage Tilt and Slave Cylinders System

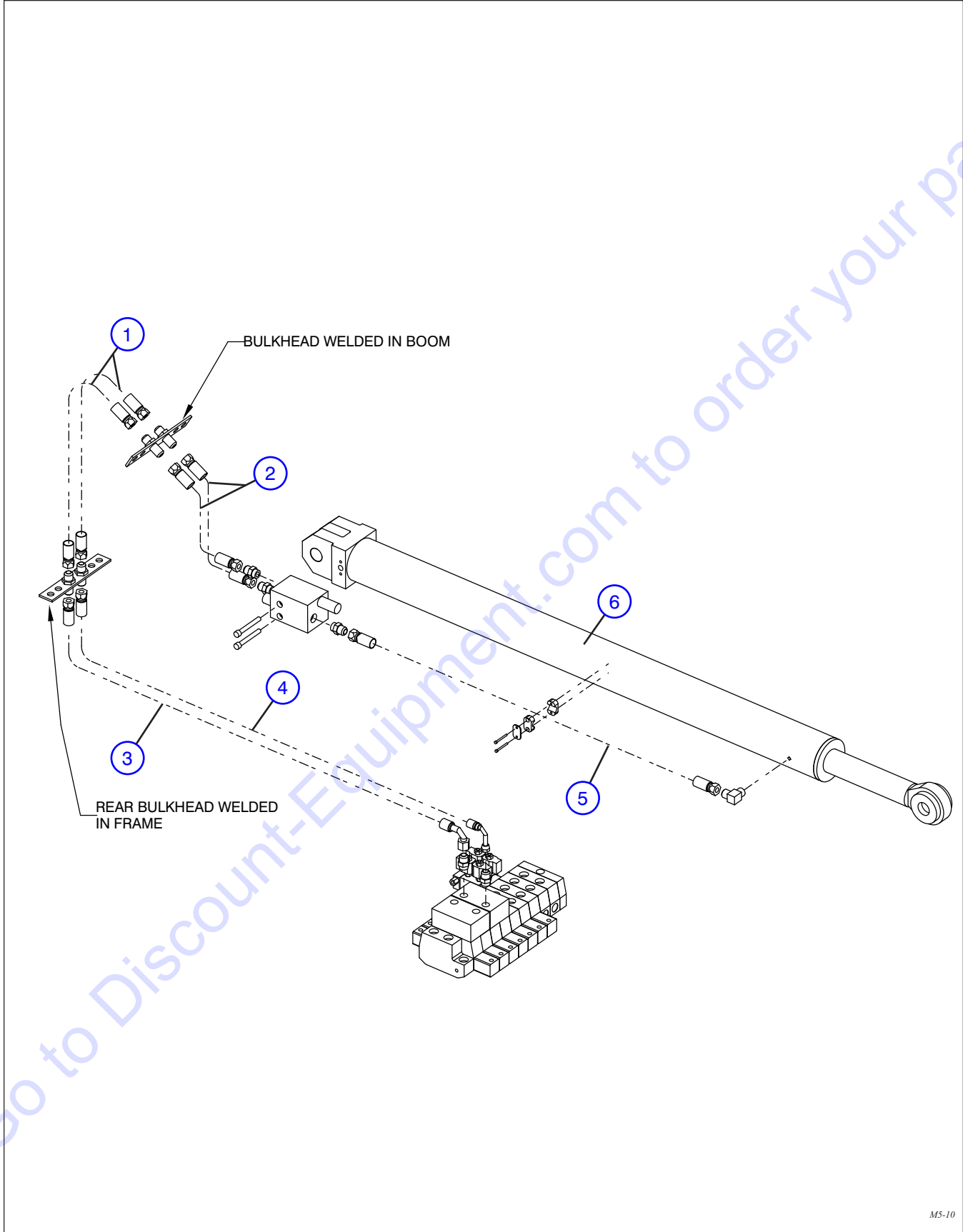


M5-9-3

7.8 Carriage Tilt and Slave Cylinders System

Index No.	Skyjack Part No.	Qty.	Description
1	4-411040	-	HOSE, ASSEMBLY
		2	(Rear tilt/slave cylinder rod ends to right tee at bulkhead)
		1	(Crossover relief valve port D2 to left tee at bulkhead)
		1	(Rear right tilt cylinder rod end to left tee at bulkhead)
2	4-411205	1	HOSE, ASSEMBLY
			(Rear left tilt/slave cylinder rod end to crossover relief valve port D1)
3	4-411035	1	HOSE, ASSEMBLY (Right tee at bulkhead to main valve - tilt rod end port)
4	4-411037	1	HOSE, ASSEMBLY (Left tee at bulkhead to main valve - tilt base end port)
5	4-411042	2	HOSE, ASSEMBLY
6	4-411031	2	HOSE, ASSEMBLY
7	4-411252	2	HOSE, ASSEMBLY
8	4-411043	2	HOSE, ASSEMBLY
9	4-411044	1	HOSE, ASSEMBLY (Overcenter valve to left tilt/slave cylinder base)
10	4-411045	-	HOSE, ASSEMBLY
		1	(Between front tilt/slave cylinder base end ports)
		1	(Between front tilt/slave cylinder rod end ports)
11	4-411206	1	HOSE, ASSEMBLY (Overcenter valve to left tilt/slave cylinder rod)
12	4-408248	1	BRACKET, Bulkhead

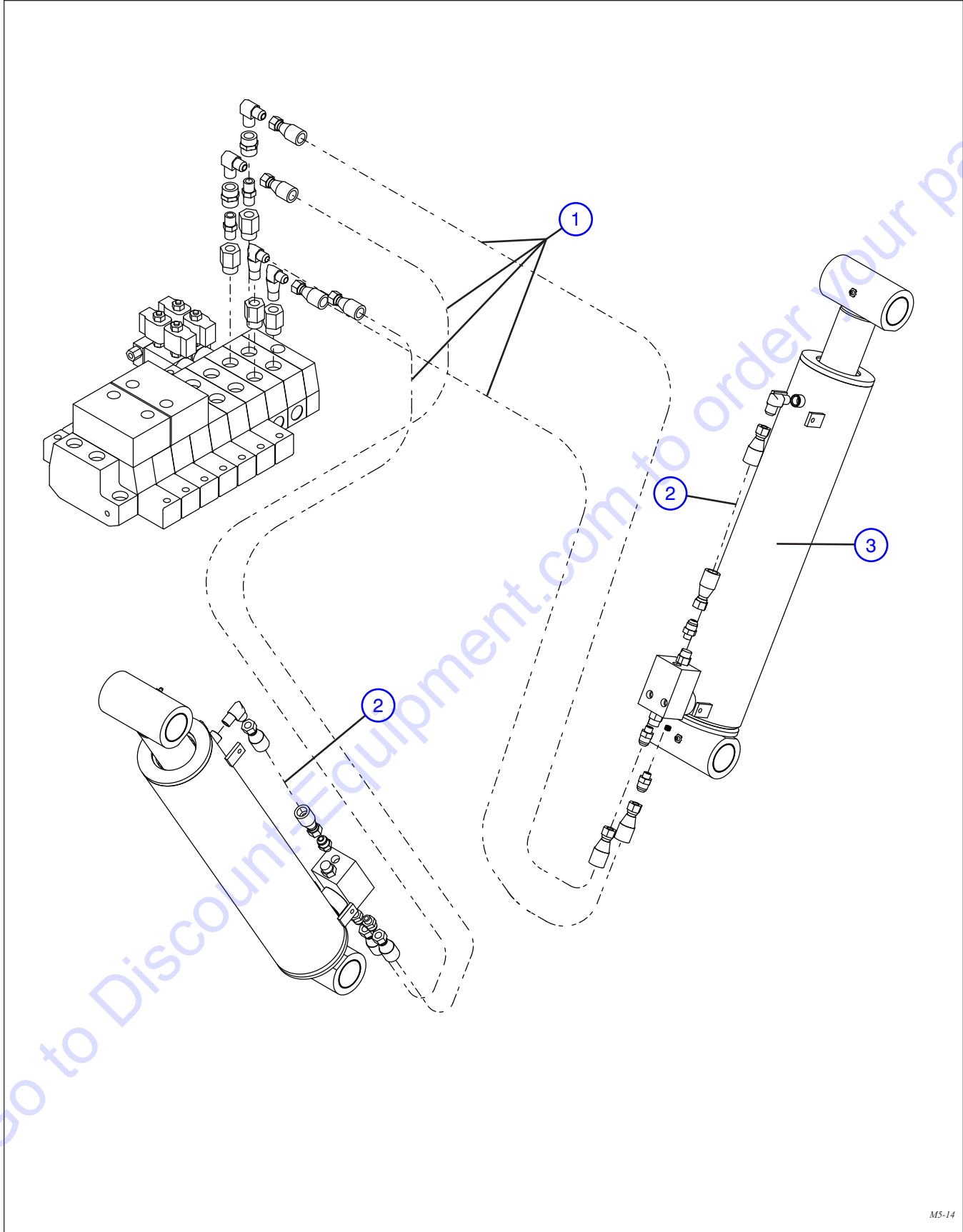
7.9 Boom Extension System



7.9 Boom Extension System

Index No.	Skyjack Part No.	Qty.	Description
1	4-411051	2	HOSE, ASSEMBLY
2	4-411052	2	HOSE, ASSEMBLY (Bulkhead to cylinder lock valve port V1 & V2)
3	4-411033	1	HOSE, ASSEMBLY (Main valve - boom extension rod end to bulkhead)
4	4-411034	1	HOSE, ASSEMBLY (Main valve - boom extension base end to bulkhead)
5	4-411053	1	HOSE, ASSEMBLY (Cylinder lock valve C2 to cylinder rod end port)
6	(Ref.)	1	ASSEMBLY, Extension cylinder (For components, refer to Section 5.4)

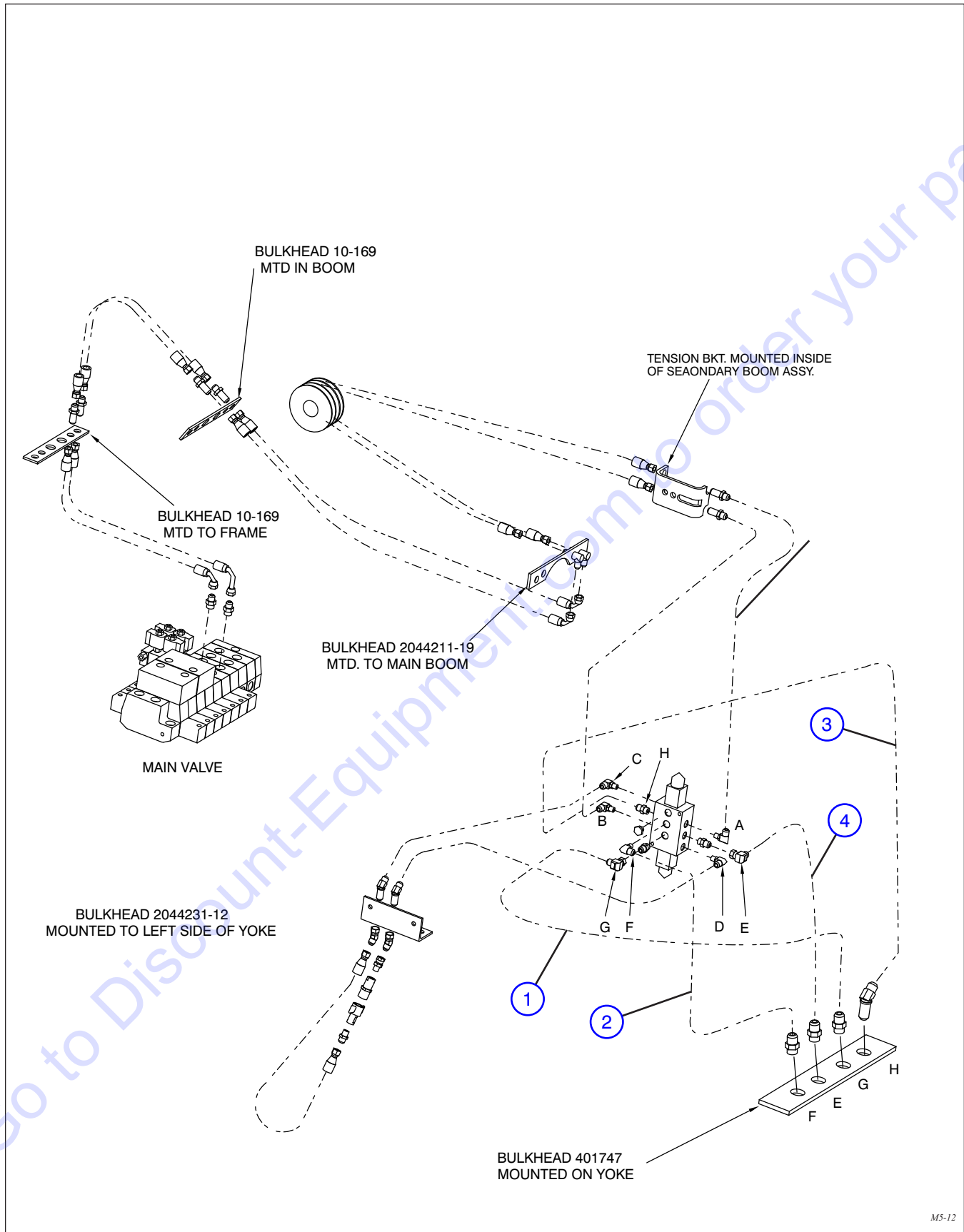
7.10 Outriggers System



M5-14

7.10 Outriggers System

Index No.	Skyjack Part No.	Qty.	Description
1	4-411047	4	HOSE, ASSEMBLY (Main valve to outrigger cylinder lock valves)
2	4-411048	2	HOSE, ASSEMBLY (cylinder lock valve port C2 to cylinder rod end port)
3	(Ref.)	1	CYLINDER, Outrigger (For components, refer to Section 3.2)

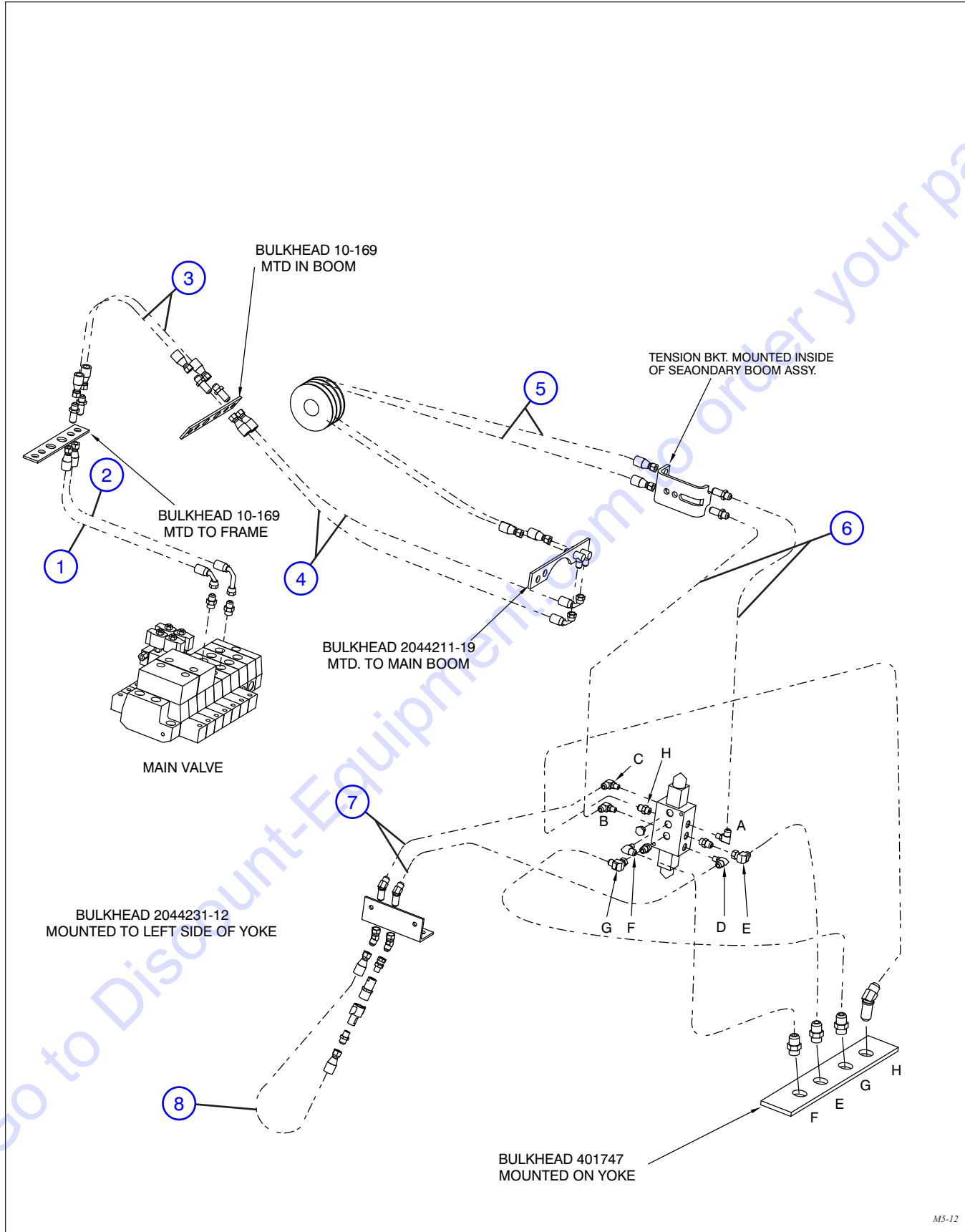


M5-12

Index No.	Skyjack Part No.	Qty.	Description
1	4-410823	1	HOSE, ASSEMBLY (Diverter valve port G to bulkhead port G)
2	4-410949	1	HOSE, ASSEMBLY (Diverter valve port F to bulkhead port F)
3	4-410824	1	HOSE, ASSEMBLY (Diverter valve port H to bulkhead port H)
4	4-410825	1	HOSE, ASSEMBLY (Diverter valve port E to bulkhead port E)

Go to Discount-Equipment.com to order your parts

7.12 Optional Auxiliary Hydraulics System

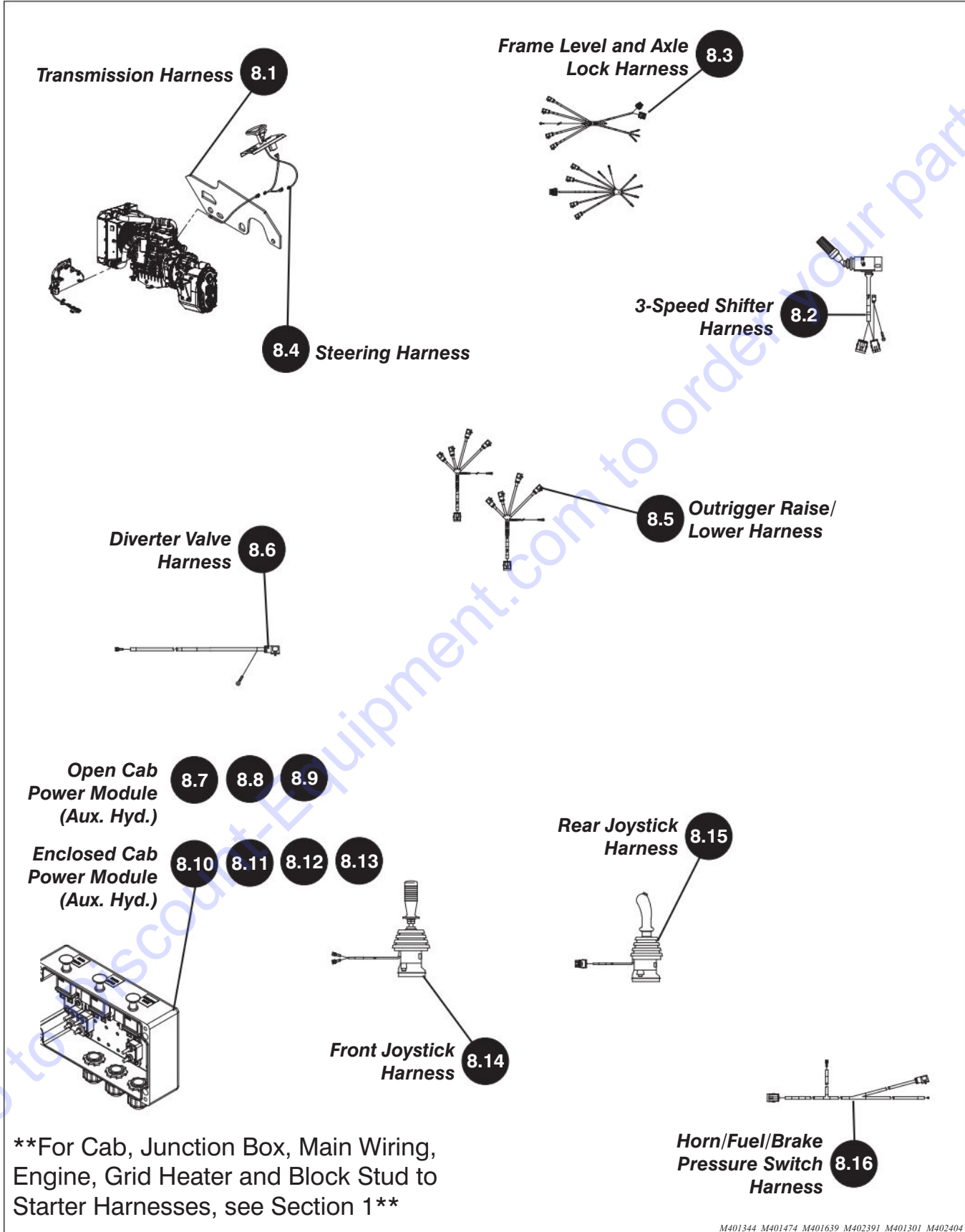


M5-12

Index No.	Skyjack Part No.	Qty.	Description
1	4-411035	1	HOSE, ASSEMBLY (Main valve - option rod end port to bulkhead)
2	4-411037	1	HOSE, ASSEMBLY (Main valve - option base end port to bulkhead)
3	4-411031	2	HOSE, ASSEMBLY
4	4-411042	2	HOSE, ASSEMBLY
5	4-411252	1	HOSE, ASSEMBLY (Overcenter valve port C1 to left tilt cylinder base)
6	4-411043	2	HOSE, ASSEMBLY (Diverter valve ports A & B to bracket inside boom)
7	4-411068	2	HOSE, ASSEMBLY (Diverter valve ports C & D to bulkhead on yoke side)
8	4-411070	1	HOSE, ASSEMBLY (loop on side of yoke bulkhead)

Go to Discount-Equipment.com to order your parts

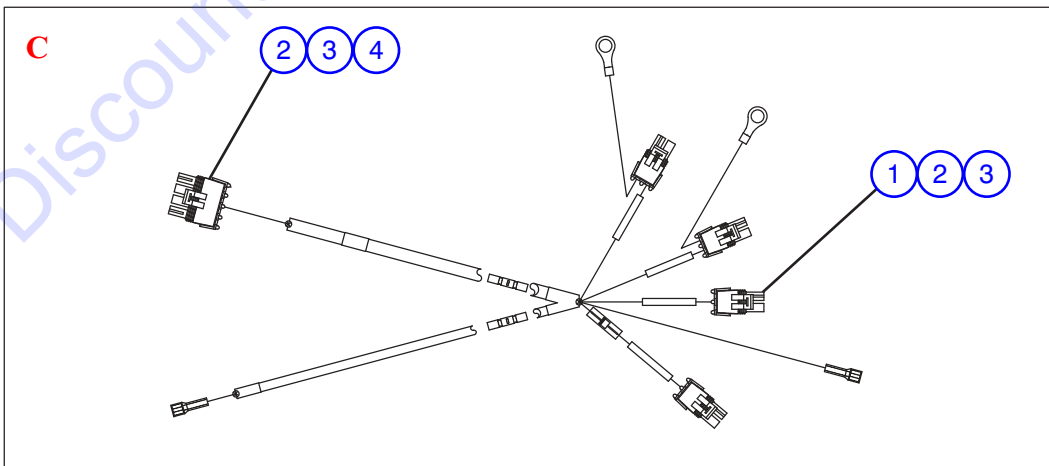
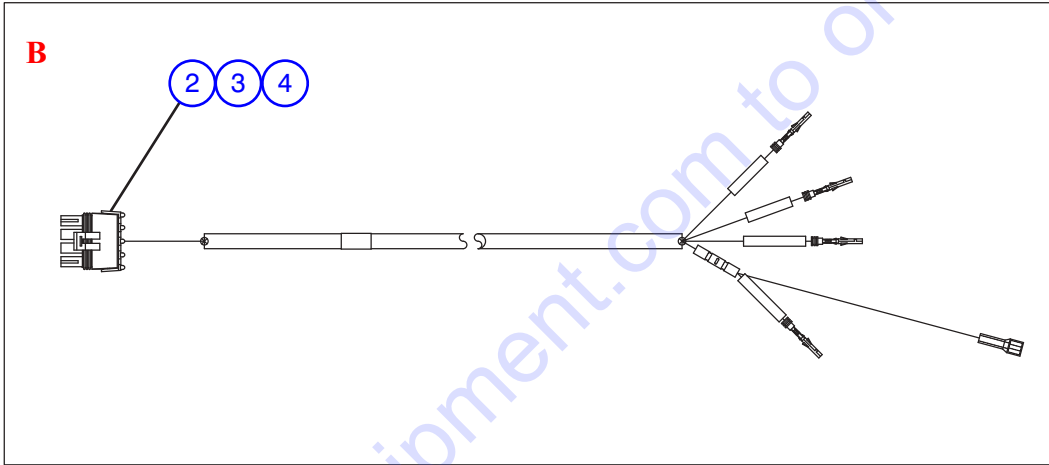
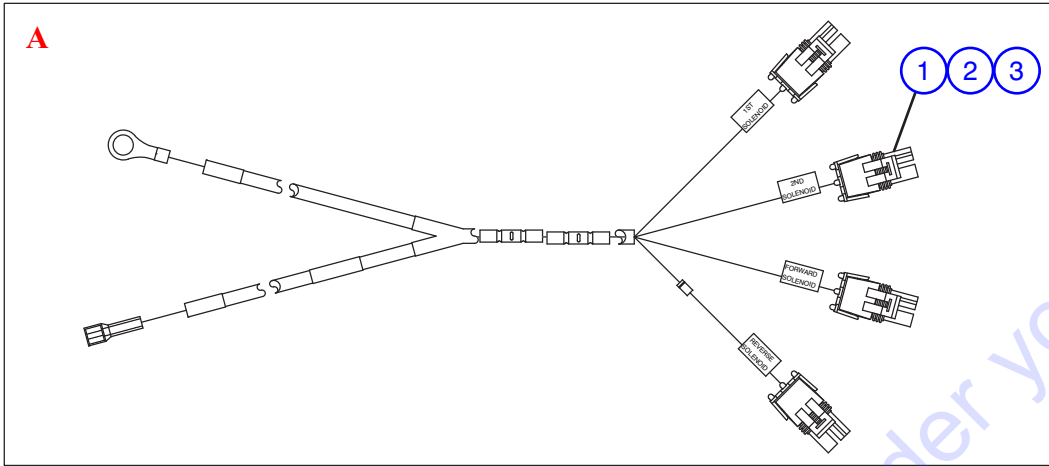
8.0 ELECTRICAL HARNESS RELATED PARTS



For Cab, Junction Box, Main Wiring, Engine, Grid Heater and Block Stud to Starter Harnesses, see Section 1

M401344 M401474 M401639 M402391 M401301 M402404

8.1 Transmission Disconnect and Shifter Harnesses



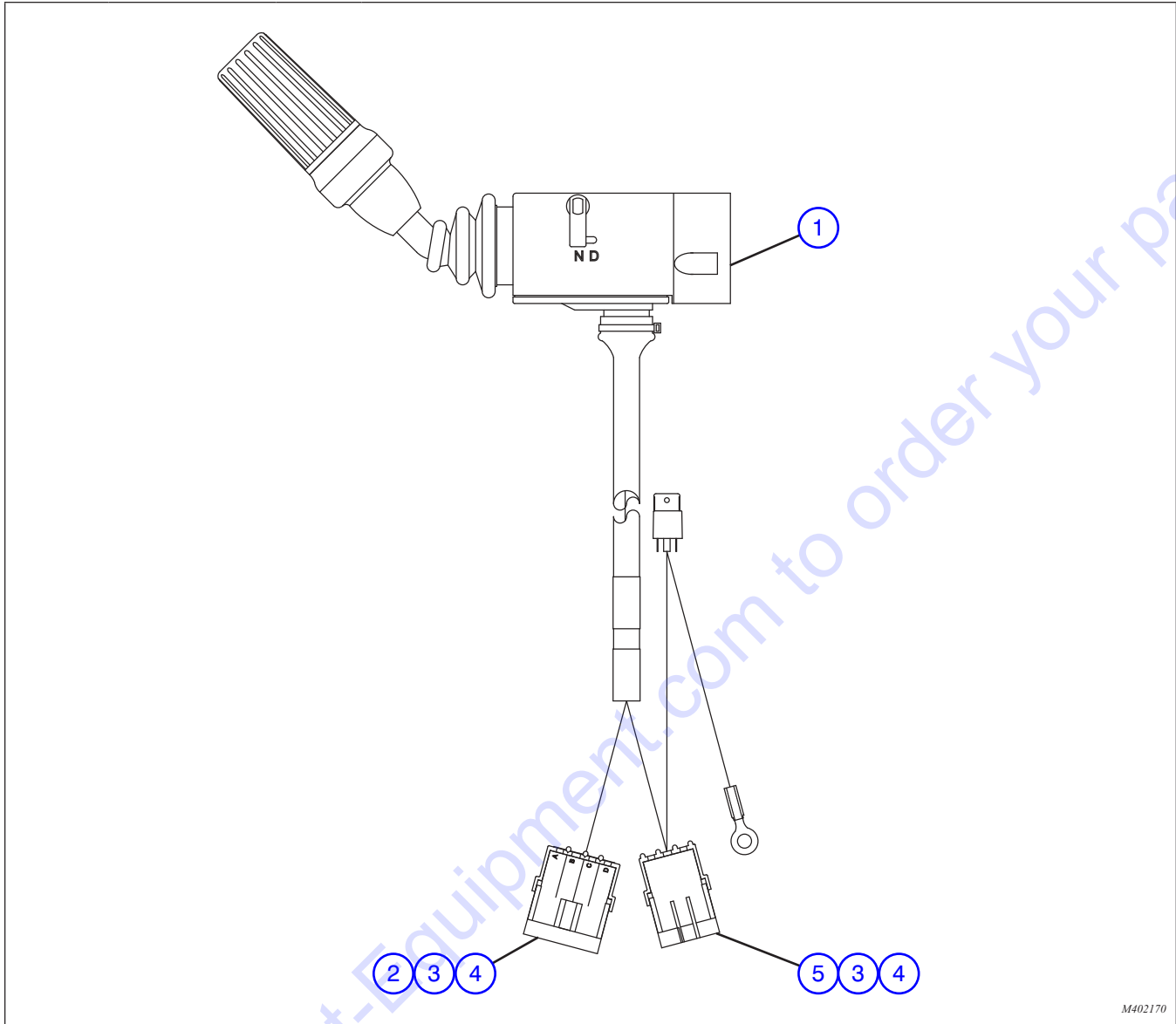
M401474 M401639 M402391

8.1 Transmission Disconnect and Shifter Harnesses

Index No.	Skyjack Part No.	Qty.	Description
A	4-401474	1	HARNESS, TRANSMISSION DISCONNECT
B	4-401639	1	HARNESS, TRANSMISSION SHIFTER
C	4-402391	1	HARNESS, TRANSMISSION DISCONNECT AND SHIFTER
1	4-124036	4	<ul style="list-style-type: none"> • CONNECTOR, Weather-pack 2-pin male
2	4-156137	4	<ul style="list-style-type: none"> • TERMINAL, Weather-pack 14-16 AWG female
3	4-124369	4	<ul style="list-style-type: none"> • SEAL, Cable 12-16 AWG green
4	4-138377	1	<ul style="list-style-type: none"> • CONNECTOR, Weather pack (4-pin male)

Go to Discount-Equipment.com to order your parts

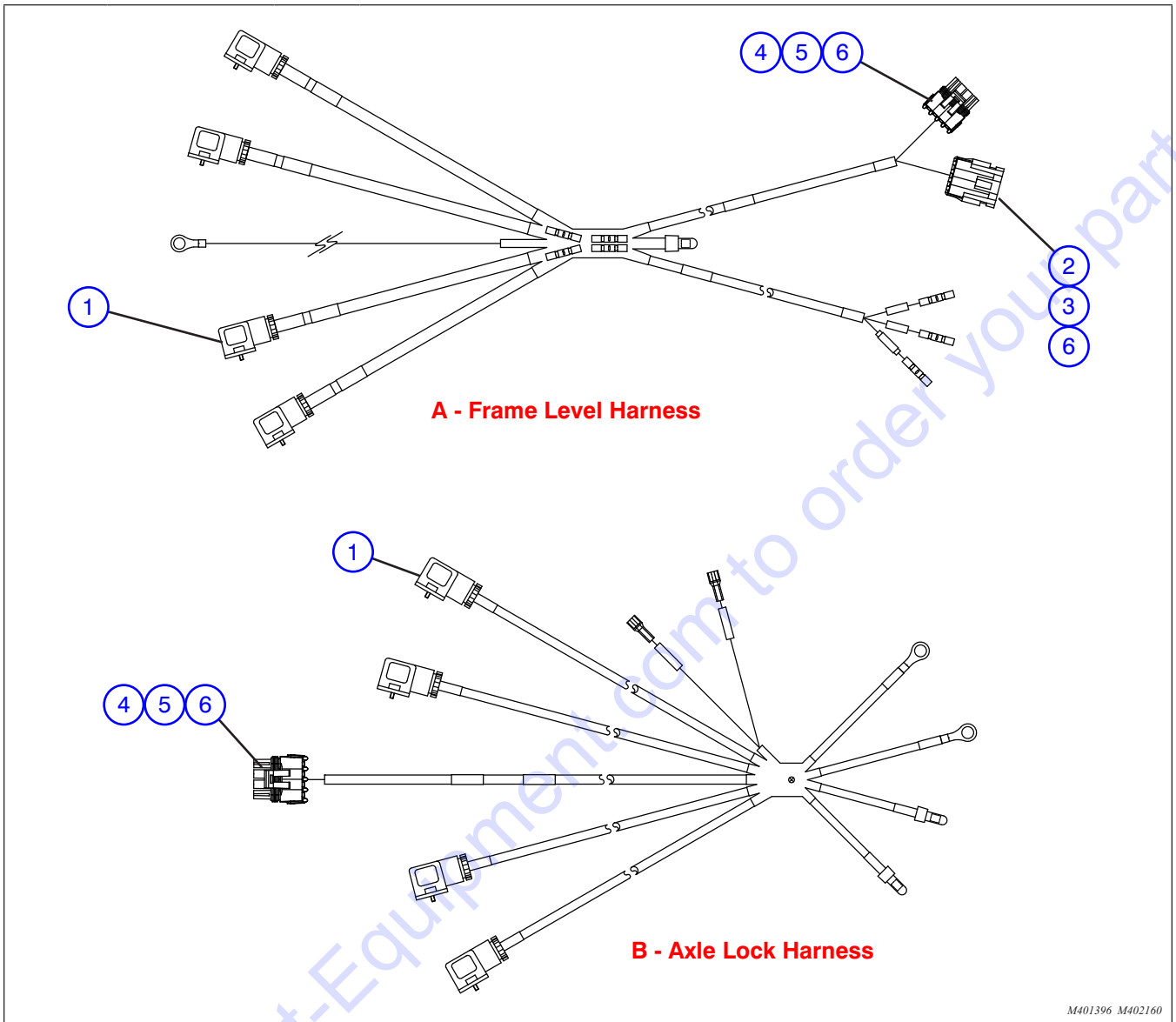
8.2 3-Speed Shifter Harness



M402170

Index No.	Skyjack Part No.	Qty.	Description
-	4-402170	1	ASSEMBLY, TRANSMISSION SHIFTER (3-SPEED MODIFIED)
1	4-407668	1	• SHIFTER, 3-Speed
2	4-157844	1	• CONNECTOR, Weather pack (4-pin, socket)
3	4-156139	7	• TERMINAL, Weather-pack (14-16 AWG, male)
4	4-124369	7	• SEAL, Cable (12-16 AWG, green)
5	4-156113	1	• CONNECTOR, Weather pack (3-pin, socket)

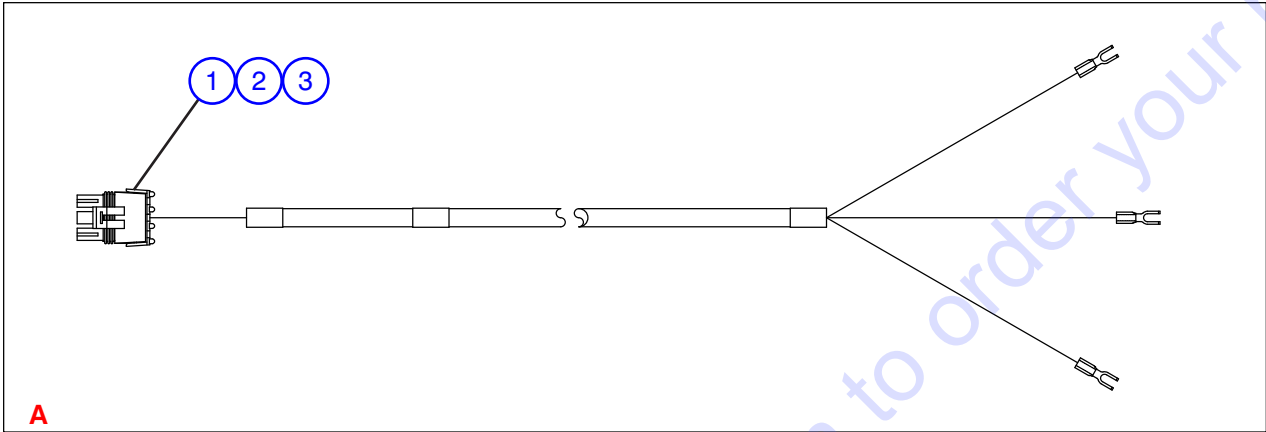
8.3 Frame Level and Axle Lock Harnesses



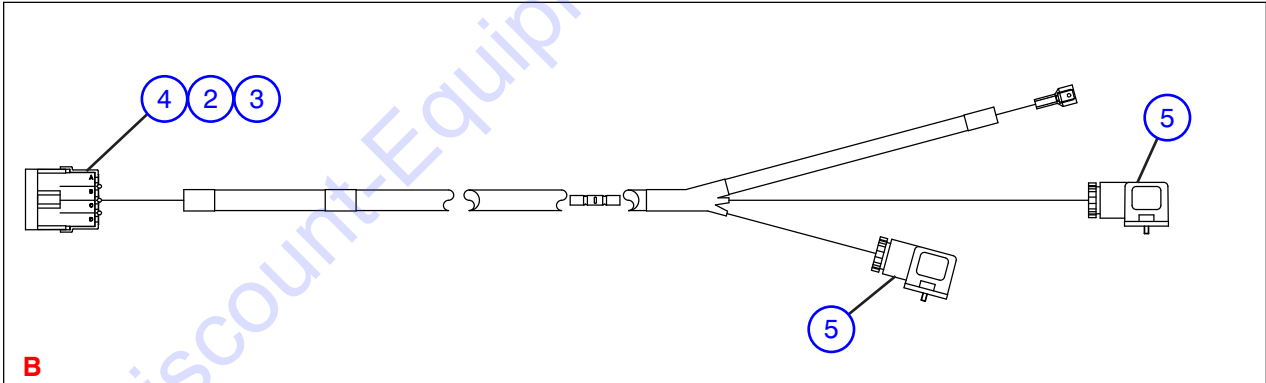
M401396 M402160

Index No.	Skyjack Part No.	Qty.	Description
A	4-401396	1	HARNESS, FRAME LEVEL
B	4-402160	1	HARNESS, AXLE LOCK
1	4-104409	8	• CONNECTOR, Solenoid (3-pin, black)
2	4-157894	1	• CONNECTOR, Weather-pack (4-pin male)
3	4-156139	3	• TERMINAL, Weather-pack (14 - 16 AWG, male)
4	4-138377	3	• CONNECTOR, Weather-pack (4-pin plug)
5	4-138378	9	• TERMINAL, Weather-pack (female)
6	4-124369	15	• SEAL, Wire

8.4 Steering and Brakes Harnesses



A



B

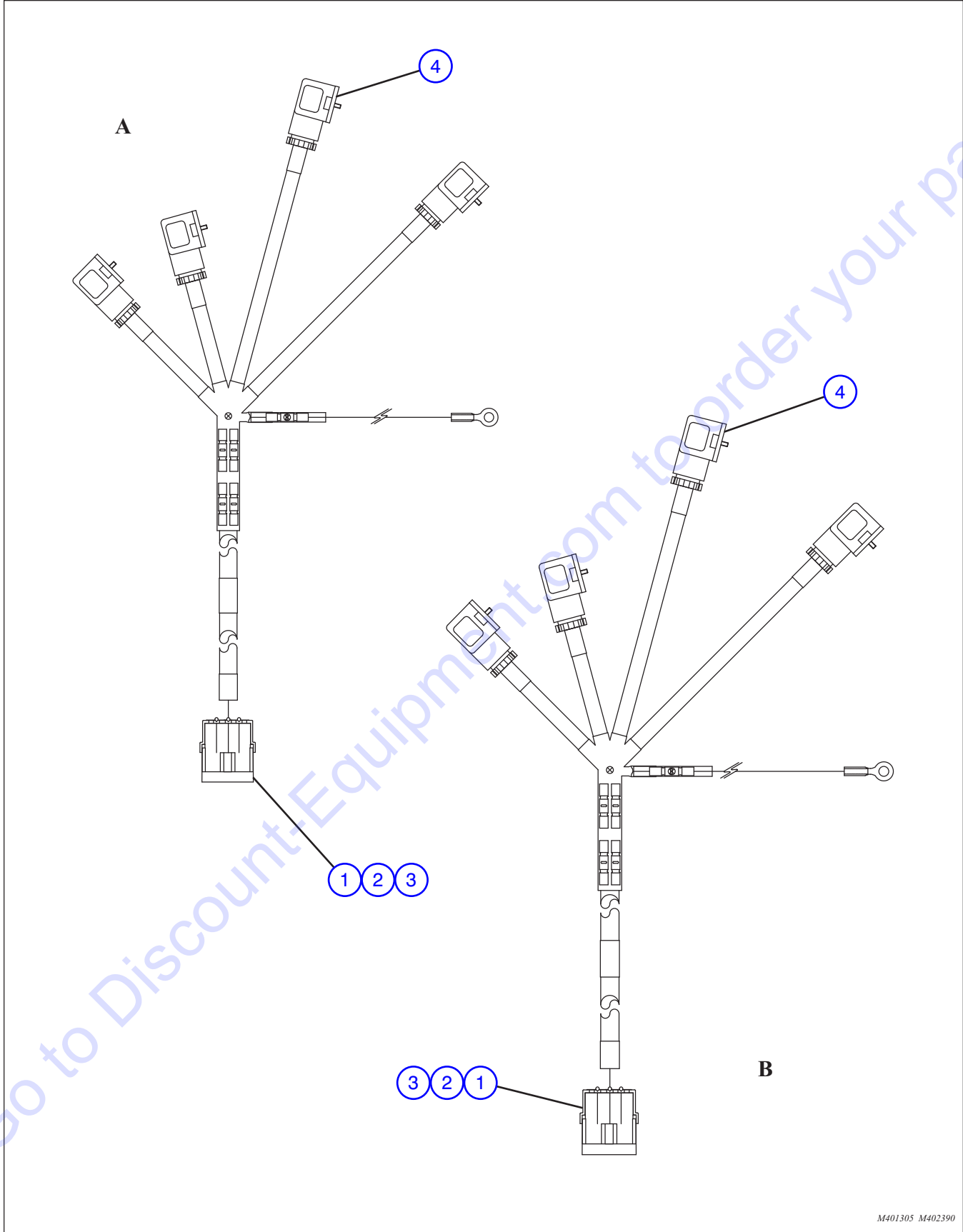
M401301 M401336

8.4 Steering and Brakes Harnesses

Index No.	Skyjack Part No.	Qty.	Description
A	4-401301	1	HARNESS, STEERING
B	4-401336	1	HARNESS, PARK BRAKE
1	4-156114	1	• CONNECTOR, Weather pack 3-pin male
2	4-156137	7	• TERMINAL, Weather pack 14-16 AWG female
3	4-124369	7	• CABLE, Seal 12-16 AWG green
4	4-157844	1	• CONNECTOR, Weather-pack (4-pin female)
5	4-410567	2	• CONNECTOR, (Lighted EN 175301-803, 3-pin black)

Go to Discount-Equipment.com to order your parts

8.5 Outrigger Raise/Lower Harness



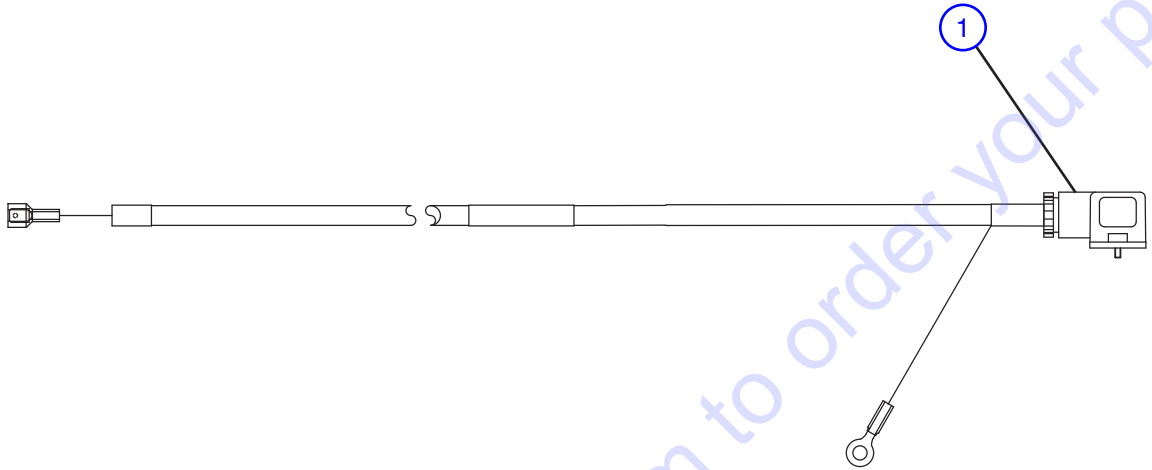
M401305 M402390

8.5 Outrigger Raise/Lower Harness

Index No.	Skyjack Part No.	Qty.	Description
A	4-401305	1	HARNESS, OUTRIGGER RAISE/LOWER
B	4-402390	1	HARNESS, OUTRIGGER RAISE/LOWER
1	4-157844	1	<ul style="list-style-type: none"> • CONNECTOR, Weather-pack (4-pin female)
2	4-156139	4	<ul style="list-style-type: none"> • TERMINAL, Weather-pack (14 - 16 AWG, male)
3	4-124369	4	<ul style="list-style-type: none"> • CABLE, Seal 12-16 AWG green
4	4-104409	4	<ul style="list-style-type: none"> • CONNECTOR, (EN 175301-803, 3-pin black)

Go to Discount-Equipment.com to order your parts

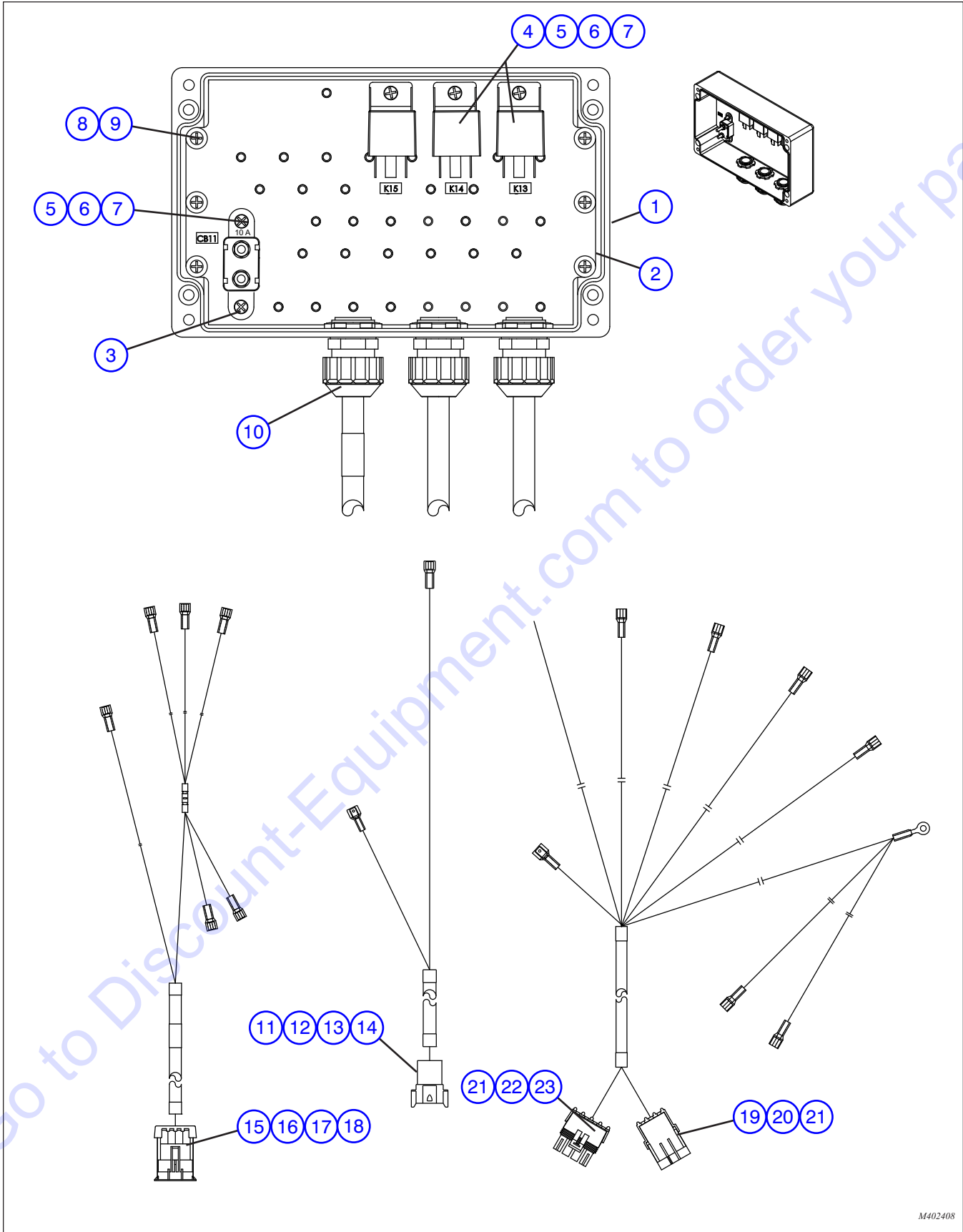
8.6 Diverter Valve Harness



M402746

Index No.	Skyjack Part No.	Qty.	Description
-	4-402746	1	HARNESS, BACKUP ALARM AND DIVERTER VALVE
1	4-104409	4	<ul style="list-style-type: none"> CONNECTOR, (EN 175301-803, 3-pin black)

8.7 Open Cab Power Module (Aux. Hyd.)

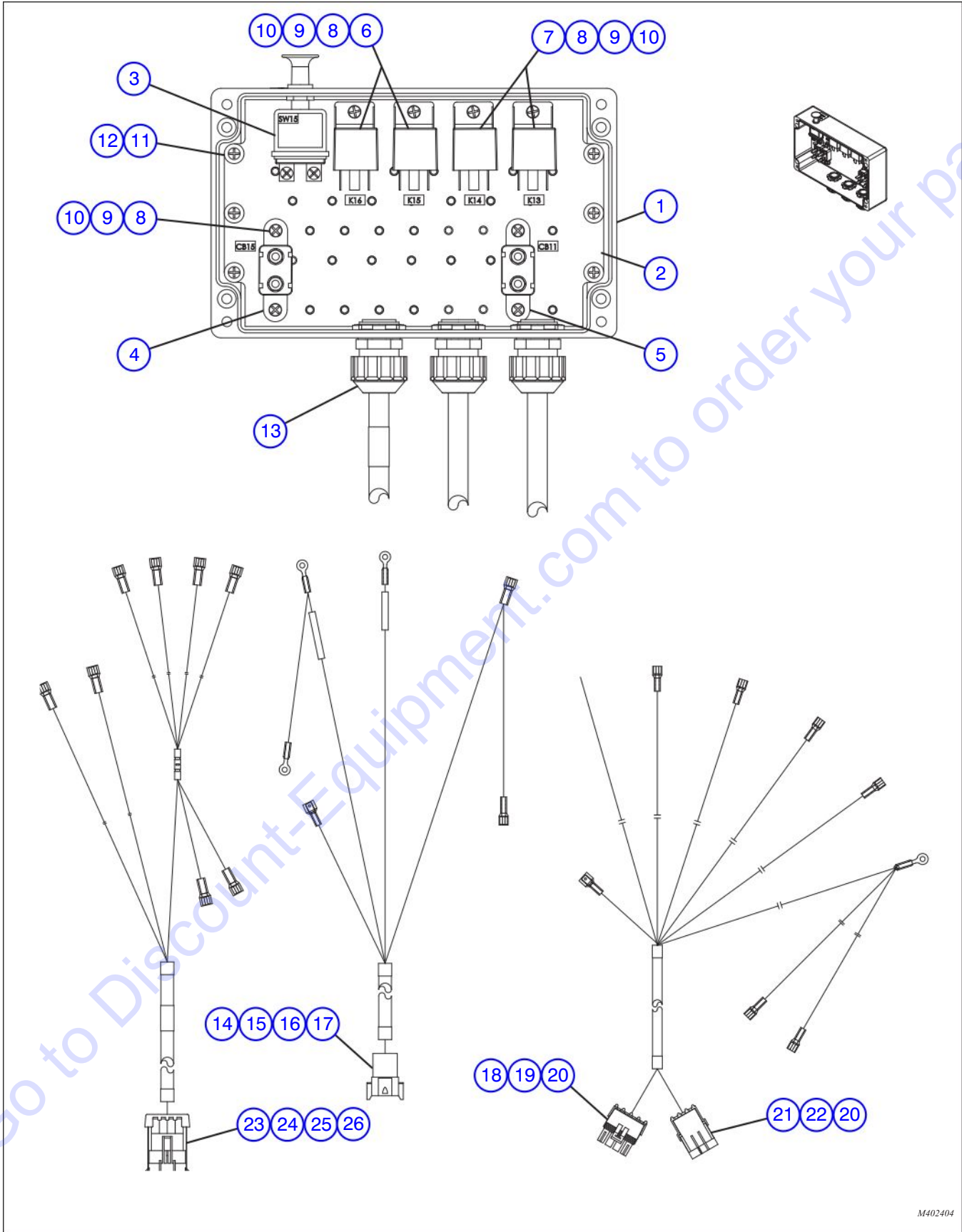


M402408

8.7 Open Cab Power Module (Aux. Hyd.)

Index No.	Skyjack Part No.	Qty.	Description
-	4-402408	1	MODULE, POWER (OPEN CAB)
1	4-402693	1	• BOX, Junction (9.84" X 10.02" X 4.76")
2	4-402406	1	• CHASSIS, Electrical enclosure
3	4-408526	1	• CIRCUIT BREAKER, Self-resetting (10A)
4	4-403275	2	• RELAY, SPST-NO (10A 12VDC)
5	4-116192	10	• SCREW, Pan head (#8-32 UNC X 0.63)
6	4-103991	10	• WASHER, Flat (#8)
7	4-112249	10	• WASHER, Lock (helical spring #8)
8	4-157864	6	• SCREW, Pan head (M6 X 6 mm)
9	4-411854	6	• WASHER, Lock (helical spring M6)
10	4-103036	3	• GLAND, Cable (nylon 0.5")
11	4-117582	1	• CONNECTOR, (8-pin receptacle)
12	4-117592	5	• TERMINAL, (14 - 16 AWG, male)
13	4-117584	1	• WEDGE, Locking (8-pin, receptacle)
14	4-117594	3	• PLUG, Sealing
15	4-157865	1	• CONNECTOR, METRI-PACK (280, 4-pin, male)
16	4-157867	4	• TERMINAL, METRI-PACK (10 AWG, male)
17	4-157868	1	• SEAL, METRI-PACK (2-pin, male)
18	4-157866	1	• LOCK, TPA
19	4-156113	1	• CONNECTOR, Weather-pack (3-pin, female)
20	4-156139	3	• TERMINAL, Weather-pack (14 - 16 AWG, male)
21	4-124369	7	• SEAL, Wire (16 - 12 AWG, green)
22	4-138377	1	• CONNECTOR, Weather-pack (4-pin, tower)
23	4-156137	4	• TERMINAL, Weather-pack (14 - 16 AWG, female)

8.8 Open Cab Power Module (Aux. Hyd. - Head/Tail/Stop Lights)

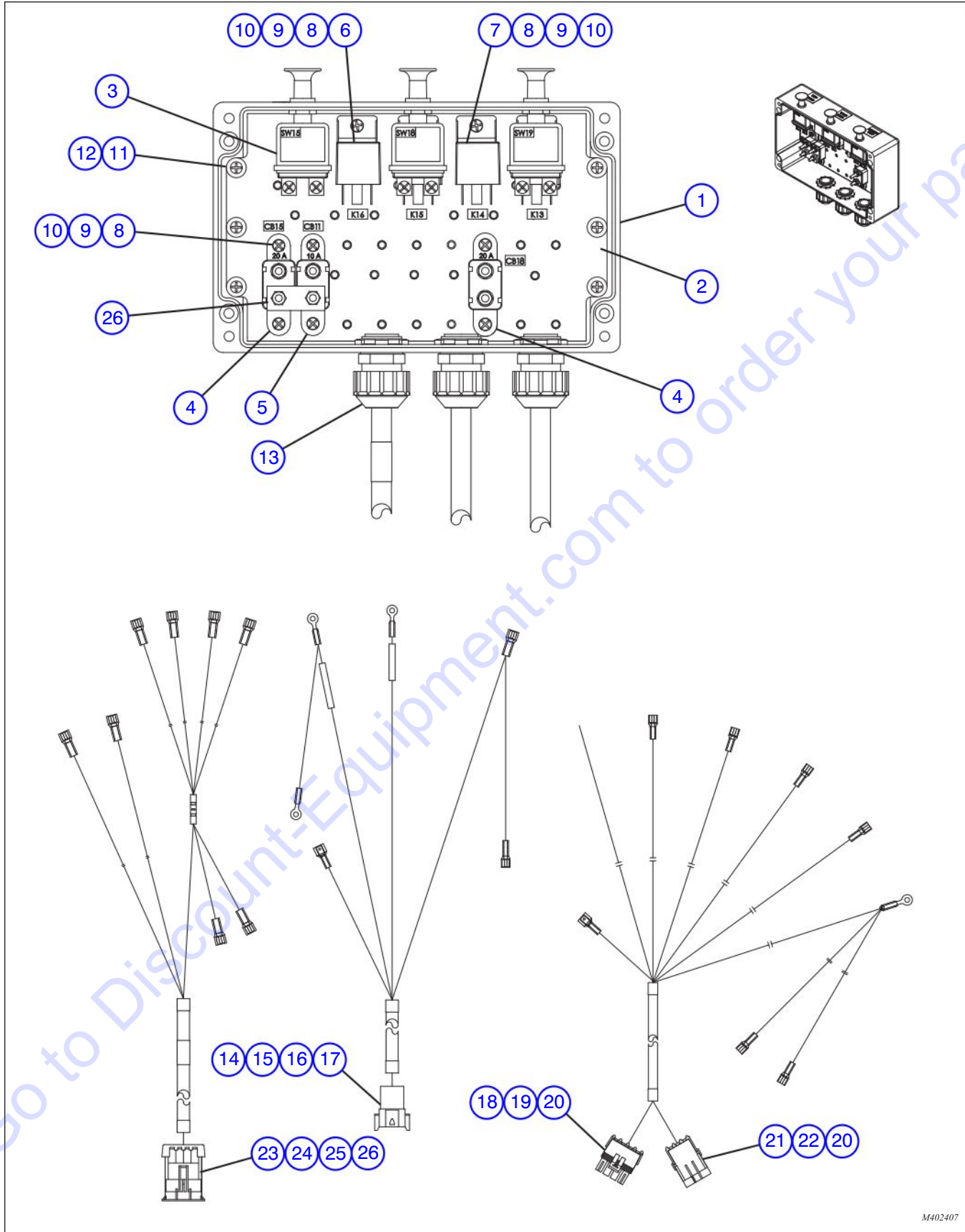


M402404

8.8 Open Cab Power Module (Aux. Hyd. - Head/Tail/Stop Lights)

Index No.	Skyjack Part No.	Qty.	Description
-	4-402404	1	MODULE, POWER (OPEN CAB)
1	4-402694	1	• BOX, Junction (9.84" X 10.02" X 4.76")
2	4-402406	1	• CHASSIS, Electrical enclosure
3	4-157863	1	• SWITCH, Push-pull (75A)
4	4-408527	1	• CIRCUIT BREAKER, Self-resetting (20A)
5	4-408526	1	• CIRCUIT BREAKER, Self-resetting (10A)
6	4-127035	2	• RELAY, SPST-NO (40A 12VDC)
7	4-403275	2	• RELAY, SPST-NO (10A 12VDC)
8	4-116192	10	• SCREW, Pan head (#8-32 UNC X 0.63)
9	4-103991	10	• WASHER, Flat (#8)
10	4-112249	10	• WASHER, Lock (helical spring #8)
11	4-157864	6	• SCREW, Pan head (M6 X 6 mm)
12	4-411854	6	• WASHER, Lock (helical spring M6)
13	4-103036	3	• GLAND, Cable (nylon 0.5")
14	4-117582	1	• CONNECTOR, (8-pin receptacle)
15	4-117592	5	• TERMINAL, (14 - 16 AWG, male)
16	4-117584	1	• WEDGE, Locking (8-pin, receptacle)
17	4-117594	3	• PLUG, Sealing
18	4-138377	1	• CONNECTOR, Weather-pack (4-pin, tower)
19	4-156137	4	• TERMINAL, Weather-pack (14 - 16 AWG, female)
20	4-124369	7	• SEAL, Wire (16 - 12 AWG, green)
21	4-156113	1	• CONNECTOR, Weather-pack (3-pin, female)
22	4-156139	3	• TERMINAL, Weather-pack (14 - 16 AWG, male)
23	4-157865	1	• CONNECTOR, METRI-PACK (280, 4-pin, male)
24	4-157867	4	• TERMINAL, METRI-PACK (10 AWG, male)
25	4-157868	1	• SEAL, METRI-PACK (2-pin, male)
26	4-157866	1	• LOCK, TPA

8.9 Open Cab Power Module (Aux. Hyd. - Head/Tail/Stop/Boom/Aux. Lights)

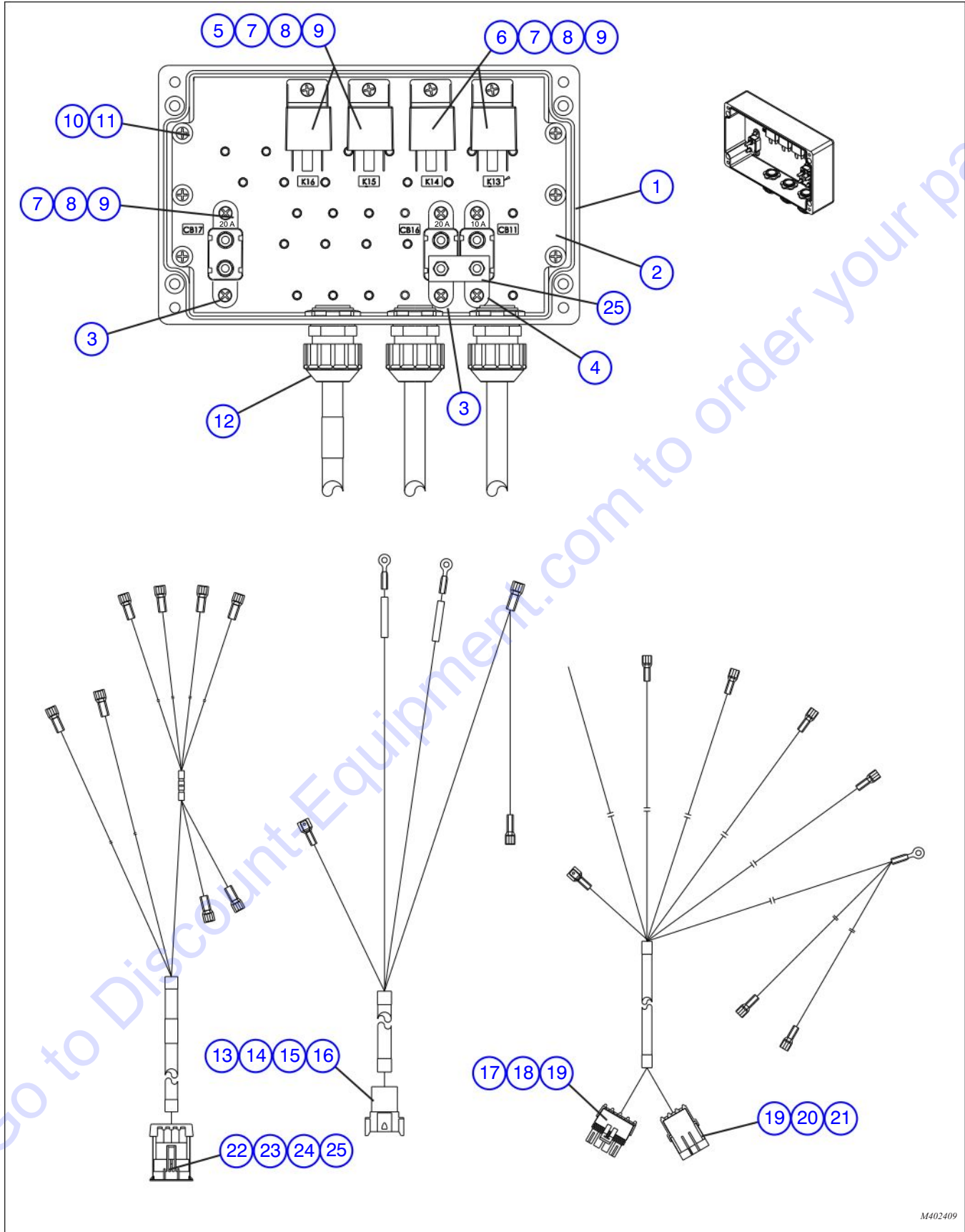


M402407

8.9 Open Cab Power Module (Aux. Hyd. - Head/Tail/Stop/Boom/Aux. Lights)

Index No.	Skyjack Part No.	Qty.	Description
-	4-402407	1	MODULE, POWER (OPEN CAB)
1	4-402694	1	• BOX, Junction (9.84" X 10.02" X 4.76")
2	4-402406	1	• CHASSIS, Electrical enclosure
3	4-157863	3	• SWITCH, Push-pull (75A)
4	4-408527	2	• CIRCUIT BREAKER, Self-resetting (20A)
5	4-408526	1	• CIRCUIT BREAKER, Self-resetting (10A)
6	4-127035	2	• RELAY, SPST-NO (40A 12VDC)
7	4-403275	2	• RELAY, SPST-NO (10A 12VDC)
8	4-116192	10	• SCREW, Pan head (#8-32 UNC X 0.63)
9	4-103991	10	• WASHER, Flat (#8)
10	4-112249	10	• WASHER, Lock (helical spring #8)
11	4-157864	6	• SCREW, Pan head (M6 X 6 mm)
12	4-411854	6	• WASHER, Lock (helical spring M6)
13	4-103036	3	• GLAND, Cable (nylon 0.5")
14	4-117582	1	• CONNECTOR, (8-pin receptacle)
15	4-117592	5	• TERMINAL, (14 - 16 AWG, male)
16	4-117584	1	• WEDGE, Locking (8-pin, receptacle)
17	4-117594	3	• PLUG, Sealing
18	4-138377	1	• CONNECTOR, Weather-pack (4-pin, tower)
19	4-156137	4	• TERMINAL, Weather-pack (14 - 16 AWG, female)
20	4-124369	7	• SEAL, Wire (16 - 12 AWG, green)
21	4-156113	1	• CONNECTOR, Weather-pack (3-pin, female)
22	4-156139	3	• TERMINAL, Weather-pack (14 - 16 AWG, male)
23	4-157865	1	• CONNECTOR, METRI-PACK (280, 4-pin, male)
24	4-157867	4	• TERMINAL, METRI-PACK (10 AWG, male)
25	4-157868	1	• SEAL, METRI-PACK
26	4-157866	1	• LOCK, TPA
27	-	1	• BUS BAR, Copper (3.0" X 0.63" X 0.13")

8.10 Enclosed Cab Power Module (Aux. Hyd.)



M402409

PARTS FINDER

**Search Website
by Part Number**



**Search Manual
Library For Parts
Manual & Lookup Part
Numbers – Purchase
or Request Quote**

Search Manuals

Enter your information to help us find the right parts manual for your machine.

* Brand:

* Model:

* Serial:

* Part Number:

SEARCH

**Can't Find Part or
Manual? Request Help
by Manufacturer,
Model & Description**

Parts Order Form

Please fill in the following information to help us find the right part for your machine.

Manufacturer:	<input type="text"/>
Model:	<input type="text"/>
Description:	<input type="text"/>
Part Number:	<input type="text"/>
Quantity:	<input type="text"/>
Notes:	<input type="text"/>

Submit

Discount-Equipment.com is your online resource for quality parts & equipment.

Florida: **561-964-4949** Outside Florida TOLL FREE: **877-690-3101**

Need parts?

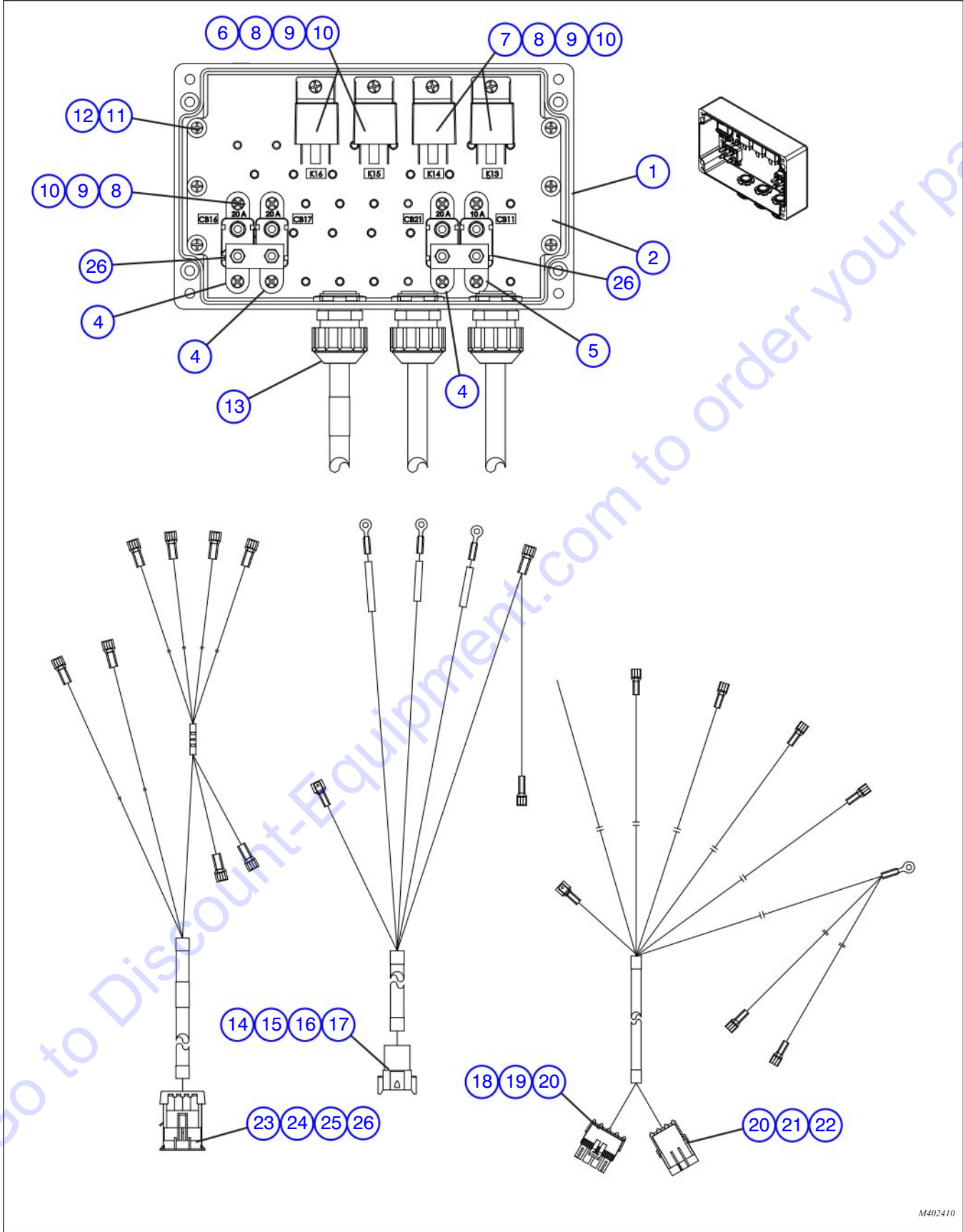
Click on this link: <http://www.discount-equipment.com/category/5443-parts/> and choose one of the options to help get the right parts and equipment you are looking for. Please have the machine model and serial number available in order to help us get you the correct parts. If you don't find the part on the website or on one of the online manuals, please fill out the request form and one of our experienced staff members will get back to you with a quote for the right part that your machine needs.

We sell worldwide for the brands: Genie, Terex, JLG, MultiQuip, Mikasa, Essick, Whiteman, Mayco, Toro Stone, Diamond Products, Generac Magnum, Airman, Haulotte, Barreto, Power Blanket, Nifty Lift, Atlas Copco, Chicago Pneumatic, Allmand, Miller Curber, Skyjack, Lull, Skytrak, Tsurumi, Husquvarna Target, Stow, Wacker, Sakai, Mi-T-M, Sullair, Basic, Dynapac, MBW, Weber, Bartell, Bennar Newman, Haulotte, Ditch Runner, Menegotti, Morrison, Contec, Buddy, Crown, Edco, Wyco, Bomag, Laymor, EZ Trench, Bil-Jax, F.S. Curtis, Gehl Pavers, Heli, Honda, ICS/PowerGrit, IHI, Partner, Imer, Clipper, MMD, Koshin, Rice, CH&E, General Equipment, Amida, Coleman, NAC, Gradall, Square Shooter, Kent, Stanley, Tamco, Toku, Hatz, Kohler, Robin, Wisconsin, Northrock, Oztec, Toker TK, Rol-Air, APT, Wylie, Ingersoll Rand / Doosan, Innovatech, Con X, Ammann, Mecalac, Makinex, Smith Surface Prep, Small Line, Wanco, Yanmar

8.10 Enclosed Cab Power Module (Aux. Hyd.)

Index No.	Skyjack Part No.	Qty.	Description
-	4-402409	1	MODULE, POWER (ENCLOSED CAB)
1	4-402693	1	• BOX, Junction (9.84" X 10.02" X 4.76")
2	4-402406	1	• CHASSIS, Electrical enclosure
3	4-408527	2	• CIRCUIT BREAKER, Self-resetting (20A)
4	4-408526	1	• CIRCUIT BREAKER, Self-resetting (10A)
5	4-127035	2	• RELAY, SPST-NO (40A 12VDC)
6	4-403275	2	• RELAY, SPST-NO (10A 12VDC)
7	4-116192	10	• SCREW, Panhead (#8-32 UNC X 0.63)
8	4-103991	10	• WASHER, Flat (#8)
9	4-112249	10	• WASHER, Lock (helical spring #8)
10	4-157864	6	• SCREW, Pan head (M6 X 6 mm)
11	4-411854	6	• WASHER, Lock (helical spring M6)
12	4-103036	3	• GLAND, Cable (nylon 0.5")
13	4-117582	1	• CONNECTOR, (8-pin receptacle)
14	4-117592	5	• TERMINAL, (14 - 16 AWG, male)
15	4-117584	1	• WEDGE, Locking (8-pin, receptacle)
16	4-117594	3	• PLUG, Sealing
17	4-138377	1	• CONNECTOR, Weather-pack (4-pin, tower)
18	4-156137	4	• TERMINAL, Weather-pack (14 - 16 AWG, female)
19	4-124369	7	• SEAL, Wire (16 - 12 AWG, green)
20	4-156113	1	• CONNECTOR, Weather-pack (3-pin, female)
21	4-156139	3	• TERMINAL, Weather-pack (14 - 16 AWG, male)
22	4-157865	1	• CONNECTOR, METRI-PACK (280, 4-pin, male)
23	4-157867	4	• TERMINAL, METRI-PACK (10 AWG, male)
24	4-157868	1	• SEAL, METRI-PACK (2-pin, male)
25	4-157866	1	• LOCK, TPA
26	-	1	• BUS BAR, Copper (3.0" X 0.63" X 0.13")

8.11 Enclosed Cab Power Module (Aux. Hyd. - A/C - Head/Tail/Stop Lights)

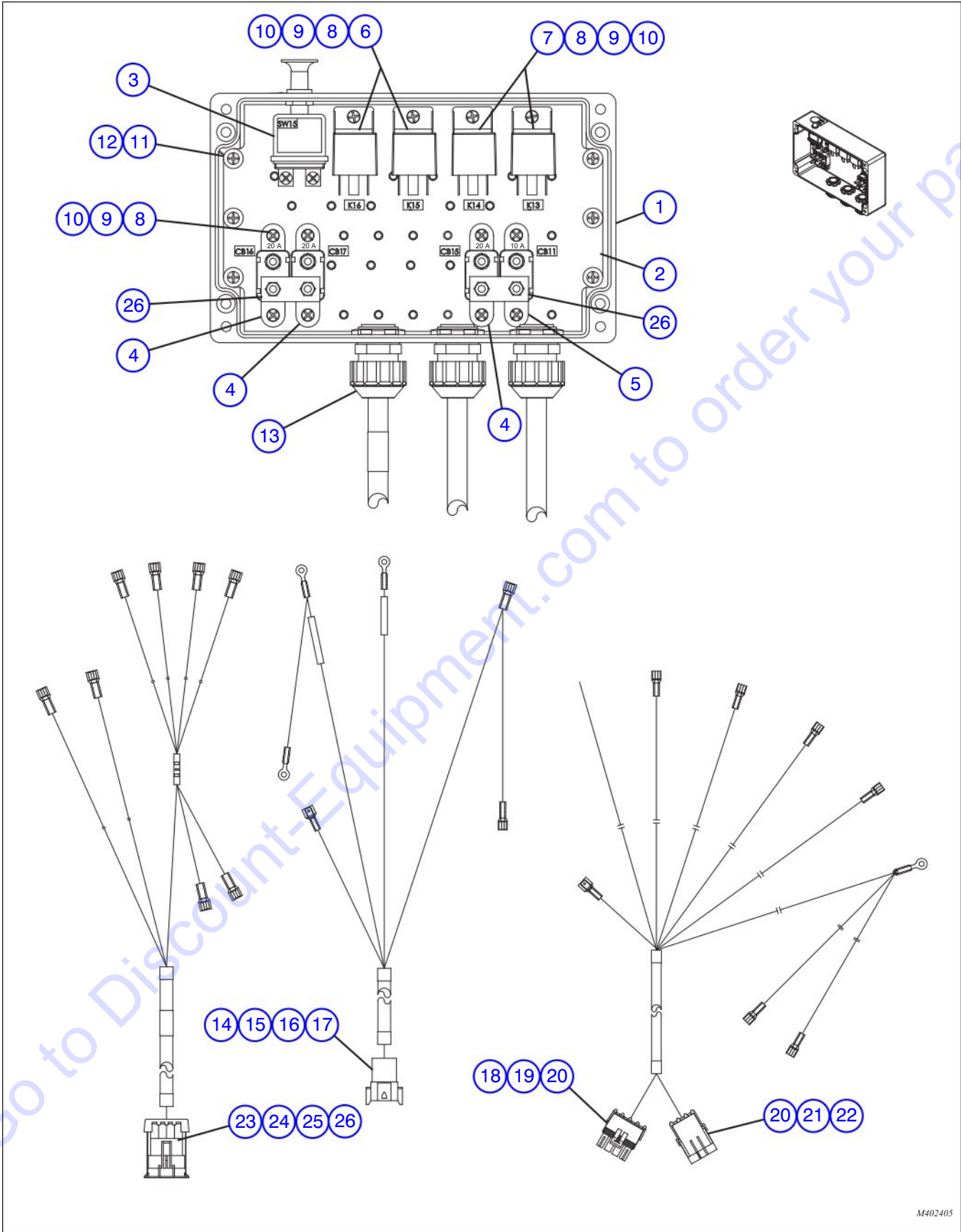


M402410

8.11 Enclosed Cab Power Module (Aux. Hyd. - A/C - Head/Tail/Stop Lights)

Index No.	Skyjack Part No.	Qty.	Description
-	4-402771	1	MODULE, POWER (ENCLOSED CAB)
1	4-402693	1	• BOX, Junction (9.84" X 10.02" X 4.76")
2	4-402406	1	• CHASSIS, Electrical enclosure
3	4-157863	1	• SWITCH, Push-pull (75A)
4	4-408527	3	• CIRCUIT BREAKER, Self-resetting (20A)
5	4-408526	1	• CIRCUIT BREAKER, Self-resetting (10A)
6	4-127035	2	• RELAY, SPST-NO (40A 12VDC)
7	4-403275	2	• RELAY, SPST-NO (10A 12VDC)
8	4-116192	10	• SCREW, Panhead (#8-32 UNC X 0.63)
9	4-103991	10	• WASHER, Flat (#8)
10	4-112249	10	• WASHER, Lock (helical spring #8)
11	4-157864	6	• SCREW, Pan head (M6 X 6 mm)
12	4-411854	6	• WASHER, Lock (helical spring M6)
13	4-103036	3	• GLAND, Cable (nylon 0.5")
14	4-117582	1	• CONNECTOR, (8-pin receptacle)
15	4-117592	5	• TERMINAL, (14 - 16 AWG, male)
16	4-117584	1	• WEDGE, Locking (8-pin, receptacle)
17	4-117594	3	• PLUG, Sealing
18	4-138377	1	• CONNECTOR, Weather-pack (4-pin, tower)
19	4-156137	4	• TERMINAL, Weather-pack (14 - 16 AWG, female)
20	4-124369	7	• SEAL, Wire (16 - 12 AWG, green)
21	4-156113	1	• CONNECTOR, Weather-pack (3-pin, female)
22	4-156139	3	• TERMINAL, Weather-pack (14 - 16 AWG, male)
23	4-157865	1	• CONNECTOR, METRI-PACK (280, 4-pin, male)
24	4-157867	4	• TERMINAL, METRI-PACK (10 AWG, male)
25	4-157868	1	• SEAL, METRI-PACK (2-pin, male)
26	4-157866	1	• LOCK, TPA
27	-	1	• BUS BAR, Copper (3.0" X 0.63" X 0.13")

8.12 Enclosed Cab Power Module (Aux. Hyd. - Head/Tail/Stop Lights)

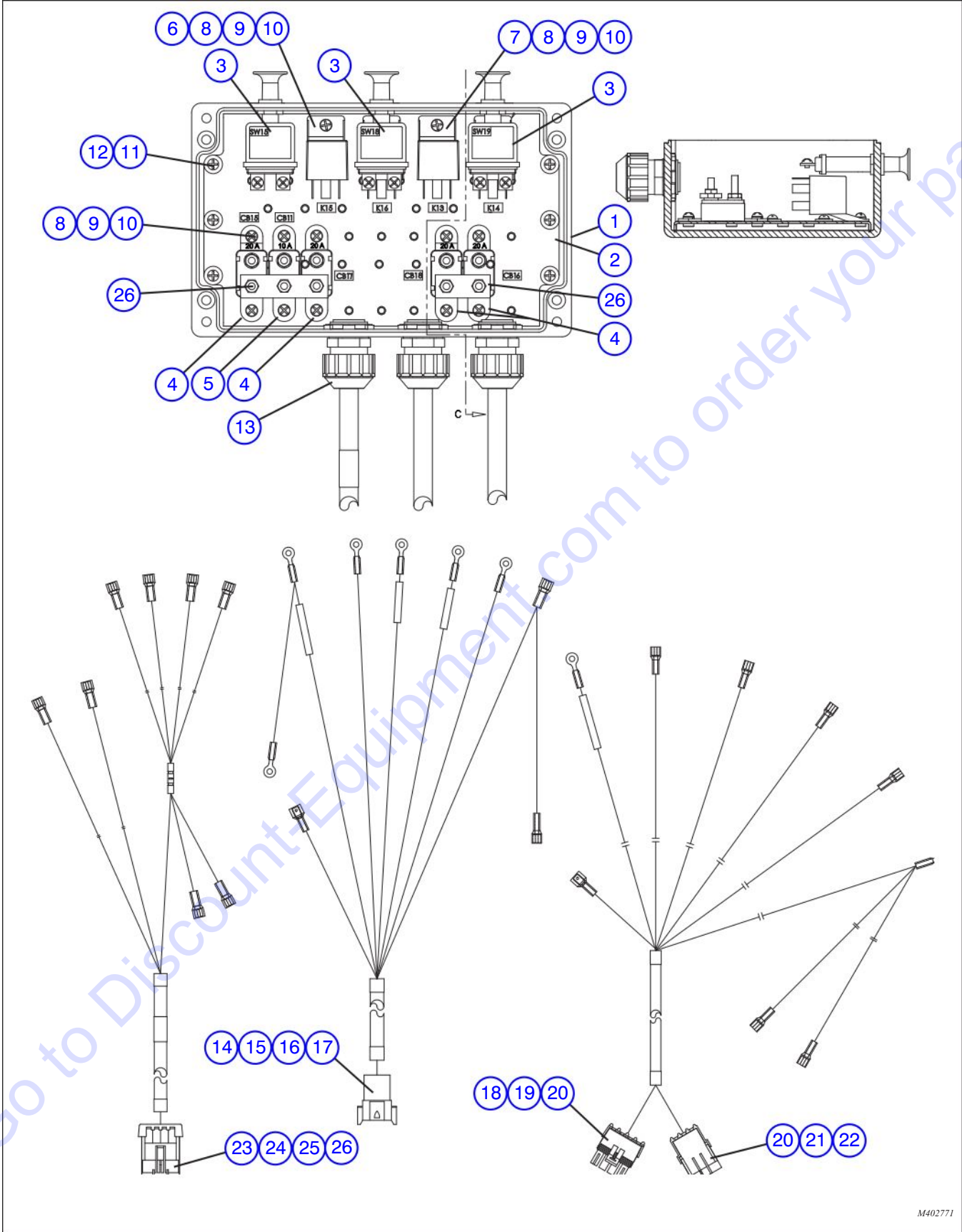


M402405

8.12 Enclosed Cab Power Module (Aux. Hyd. - Head/Tail/Stop Lights)

Index No.	Skyjack Part No.	Qty.	Description
-	4-402405	1	MODULE, POWER (ENCLOSED CAB)
1	4-402694	1	• BOX, Junction (9.84" X 10.02" X 4.76")
2	4-402406	1	• CHASSIS, Electrical enclosure
3	4-157863	1	• SWITCH, Push-pull (75A)
4	4-408527	3	• CIRCUIT BREAKER, Self-resetting (20A)
5	4-408526	1	• CIRCUIT BREAKER, Self-resetting (10A)
6	4-127035	2	• RELAY, SPST-NO (40A 12VDC)
7	4-403275	2	• RELAY, SPST-NO (10A 12VDC)
8	4-116192	10	• SCREW, Panhead (#8-32 UNC X 0.63)
9	4-103991	10	• WASHER, Flat (#8)
10	4-112249	10	• WASHER, Lock (helical spring #8)
11	4-157864	6	• SCREW, Pan head (M6 X 6 mm)
12	4-411854	6	• WASHER, Lock (helical spring M6)
13	4-103036	3	• GLAND, Cable (nylon 0.5")
14	4-117582	1	• CONNECTOR, (8-pin receptacle)
15	4-117592	5	• TERMINAL, (14 - 16 AWG, male)
16	4-117584	1	• WEDGE, Locking (8-pin, receptacle)
17	4-117594	3	• PLUG, Sealing
18	4-138377	1	• CONNECTOR, Weather-pack (4-pin, tower)
19	4-156137	4	• TERMINAL, Weather-pack (14 - 16 AWG, female)
20	4-124369	7	• SEAL, Wire (16 - 12 AWG, green)
21	4-156113	1	• CONNECTOR, Weather-pack (3-pin, female)
22	4-156139	3	• TERMINAL, Weather-pack (14 - 16 AWG, male)
23	4-157865	1	• CONNECTOR, METRI-PACK (280, 4-pin, male)
24	4-157867	4	• TERMINAL, METRI-PACK (10 AWG, male)
25	4-157868	1	• SEAL, METRI-PACK (2-pin, male)
26	4-157866	1	• LOCK, TPA
27	-	1	• BUS BAR, Copper (3.0" X 0.63" X 0.13")

8.13 Enclosed Cab Power Module (Aux. Hyd. - Head/Tail/Stop/Boom/Aux. Lights)

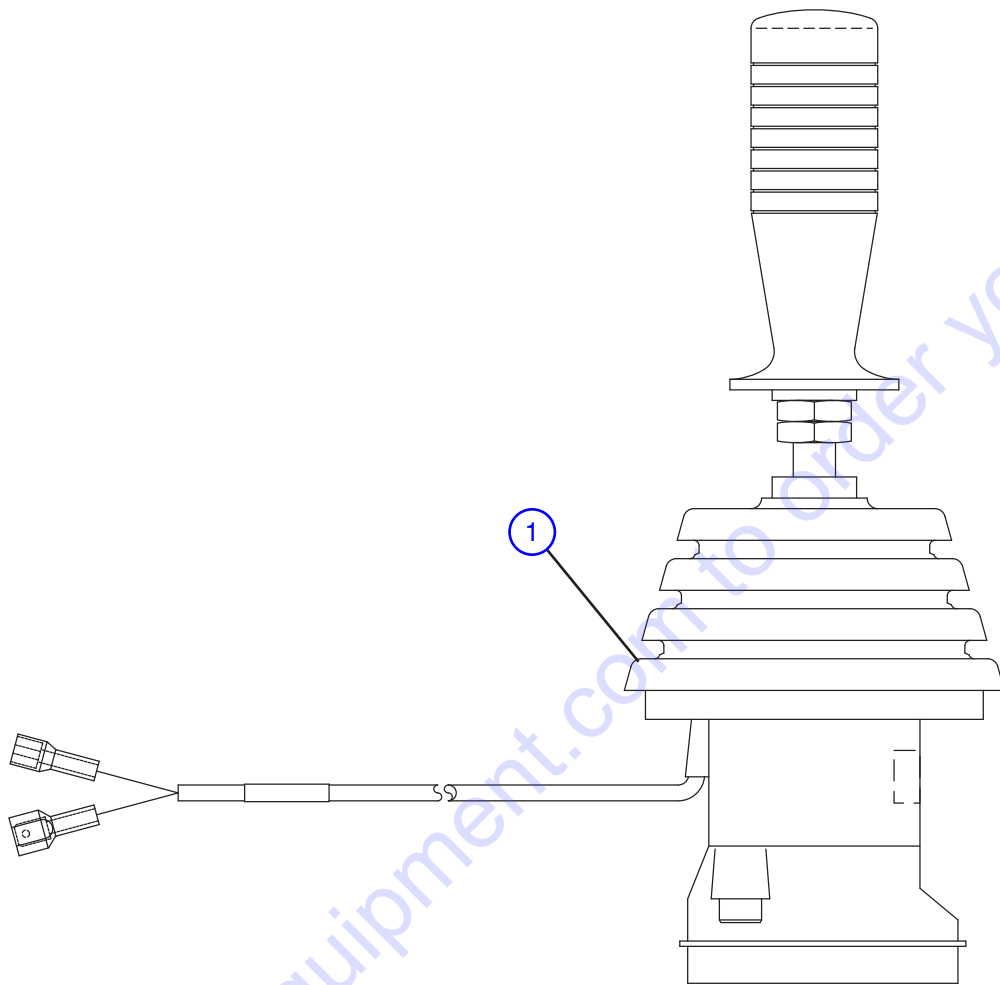


M402771

8.13 Enclosed Cab Power Module (Aux. Hyd. - Head/Tail/Stop/Boom/Aux. Lights)

Index No.	Skyjack Part No.	Qty.	Description
-	4-402771	1	MODULE, POWER (ENCLOSED CAB)
1	4-402695	1	• BOX, Junction (9.84" X 10.02" X 4.76")
2	4-402406	1	• CHASSIS, Electrical enclosure
3	4-157863	3	• SWITCH, Push-pull (75A)
4	4-408527	4	• CIRCUIT BREAKER, Self-resetting (20A)
5	4-408526	1	• CIRCUIT BREAKER, Self-resetting (10A)
6	4-127035	2	• RELAY, SPST-NO (40A 12VDC)
7	4-403275	2	• RELAY, SPST-NO (10A 12VDC)
8	4-116192	10	• SCREW, Panhead (#8-32 UNC X 0.63)
9	4-103991	10	• WASHER, Flat (#8)
10	4-112249	10	• WASHER, Lock (helical spring #8)
11	4-157864	6	• SCREW, Pan head (M6 X 6 mm)
12	4-411854	6	• WASHER, Lock (helical spring M6)
13	4-103036	3	• GLAND, Cable (nylon 0.5")
14	4-117582	1	• CONNECTOR, (8-pin receptacle)
15	4-117592	5	• TERMINAL, (14 - 16 AWG, male)
16	4-117584	1	• WEDGE, Locking (8-pin, receptacle)
17	4-117594	3	• PLUG, Sealing
18	4-138377	1	• CONNECTOR, Weather-pack (4-pin, tower)
19	4-156137	4	• TERMINAL, Weather-pack (14 - 16 AWG, female)
20	4-124369	7	• SEAL, Wire (16 - 12 AWG, green)
21	4-156113	1	• CONNECTOR, Weather-pack (3-pin, female)
22	4-156139	3	• TERMINAL, Weather-pack (14 - 16 AWG, male)
23	4-157865	1	• CONNECTOR, METRI-PACK (280, 4-pin, male)
24	4-157867	4	• TERMINAL, METRI-PACK (10 AWG, male)
25	4-157868	1	• SEAL, METRI-PACK (2-pin, male)
26	4-157866	1	• LOCK, TPA
27	-	1	• BUS BAR, Copper (3.0" X 0.63" X 0.13")

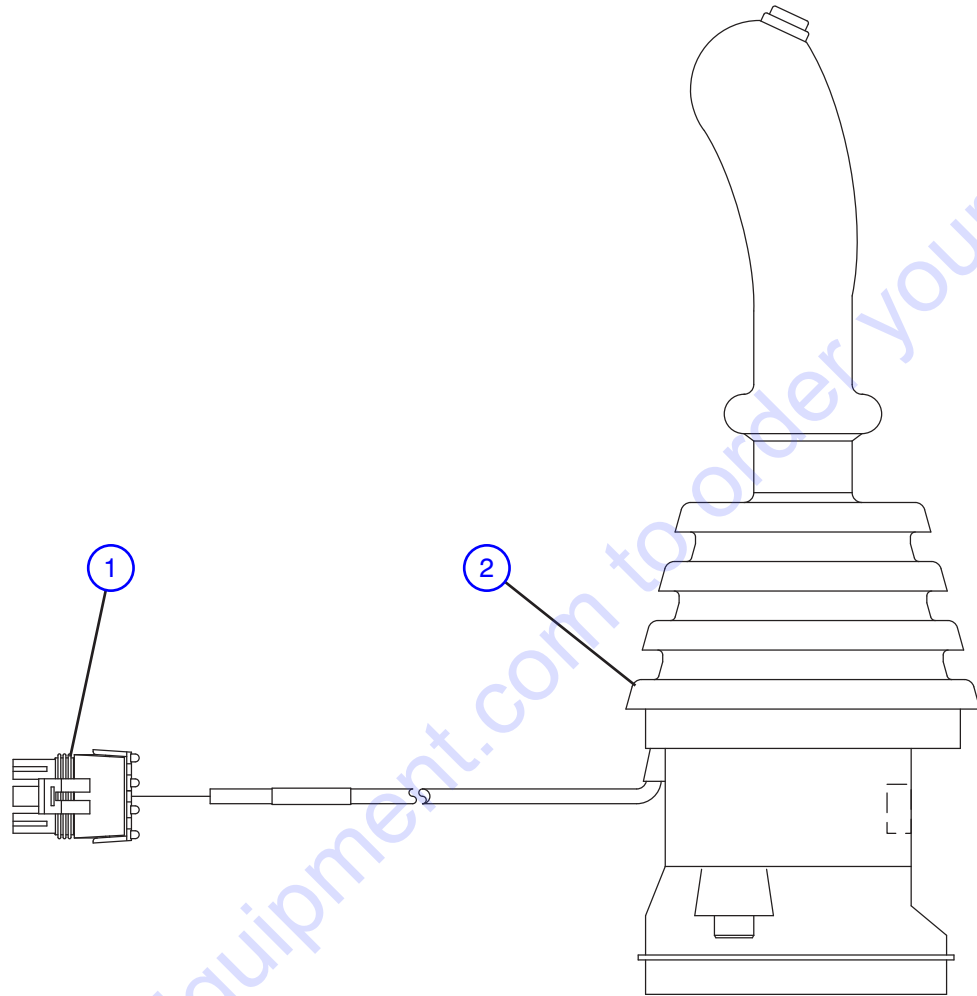
8.14 Front Joystick Harness



M402620

Index No.	Skyjack Part No.	Qty.	Description
-	4-402620	1	HARNES, FRONT JOYSTICK WITH MICROSWITCH
1	(Ref.)	-	JOYSTICK, Front (with microswitch) (For components, refer to Section 4.13)

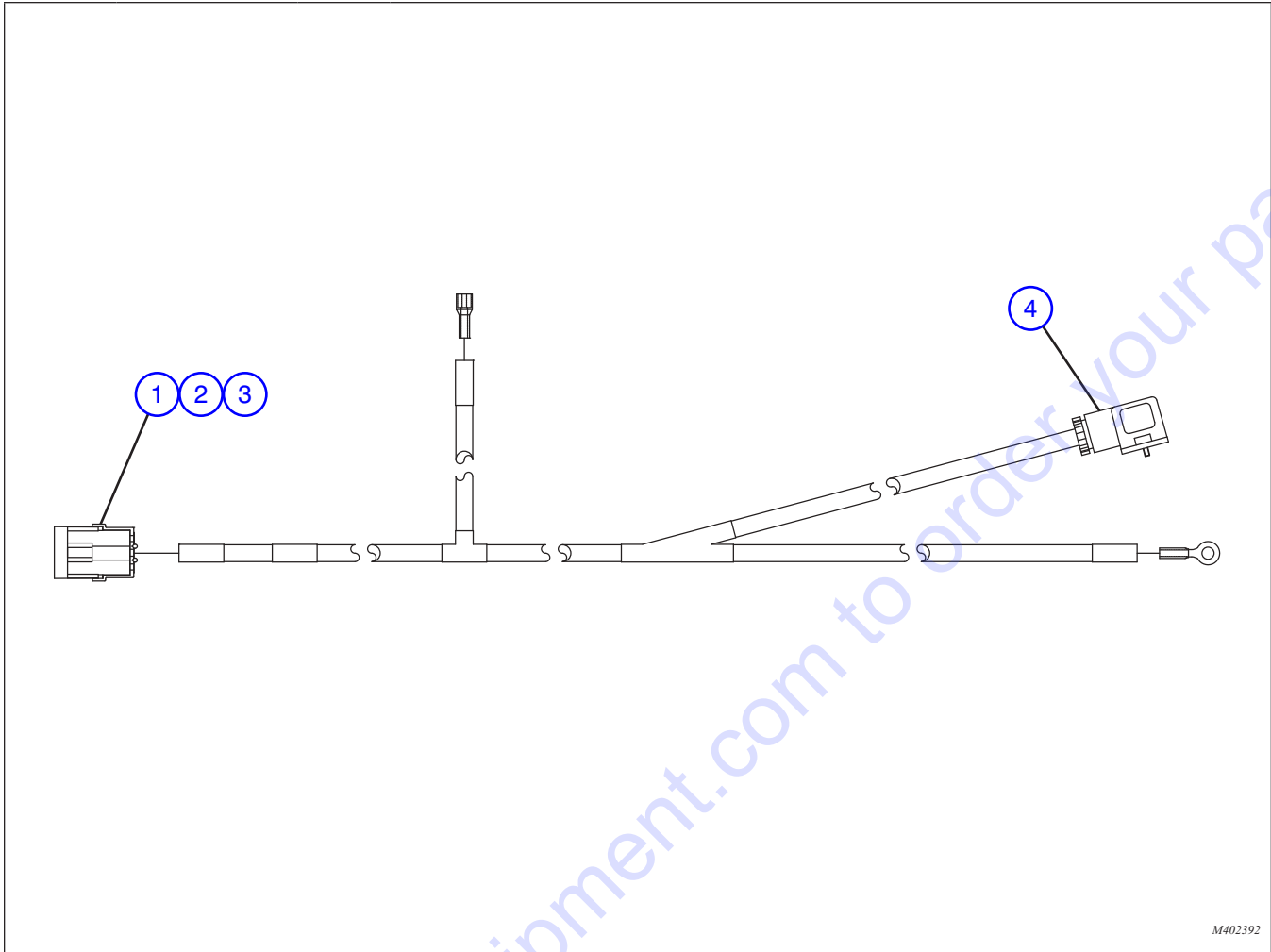
8.15 Rear Joystick Harness



M402187

Index No.	Skyjack Part No.	Qty.	Description
-	4-402187	1	HARNESS, REAR JOYSTICK WITH HORIZONTAL ROCKER SWITCH
1	4-156114	1	<ul style="list-style-type: none"> • CONNECTOR, Weather-pack (3-pin, tower) • • TERMINAL, Weather-pack (14-16 AWG, female) • • SEAL, Cable (12-16 AWG, green)
	4-156137	3	
	4-124369	3	
2	(Ref.)	-	JOYSTICK, Rear with horizontal rocker switch (For components, refer to Section 4.14)

8.16 Horn / Fuel / Brake Pressure Switch Harness

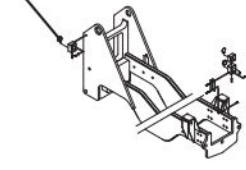


M402392

Index No.	Skyjack Part No.	Qty.	Description
-	4-402392	1	HARNESS, FRONT JOYSTICK WITH MICROSWITCH
1	4-156113	1	• CONNECTOR, Weather-pack (3-pin socket)
2	4-156139	3	• TERMINAL, Weather-pack (14 - 16 AWG male)
3	4-124369	3	• SEAL, Wire (16 - 12 AWG green)
4	4-406634	1	• CONNECTOR, EN 175301-803 (4-pin, black)

9.0 OPTIONAL EQUIPMENT RELATED PARTS

9.1 Light Installation Group

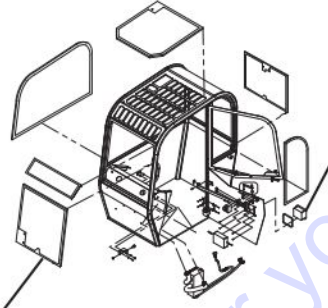


9.2 Lighting Harness

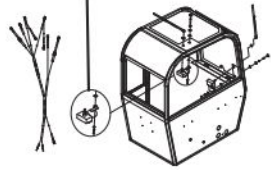


Enclosed Cab Interior

9.5

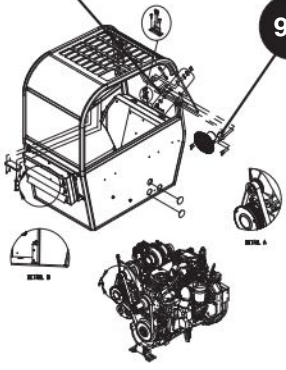


9.6 Wiper Group

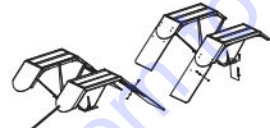


9.3 Enclosed Cab Option

9.4 Pop-out Windows Assembly



9.7 Fan and Light Attachment



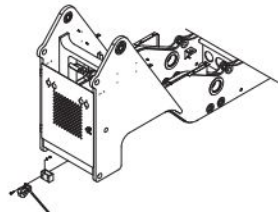
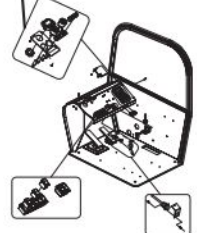
9.10 Fenders Assembly

Boom Lights Assembly

9.8

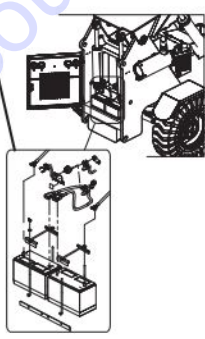
9.11 Mud Flaps Assembly

9.13 Mine Spec. - Instrument Panel Assembly



9.9 Pintle Hook Assembly

9.12 Battery Disconnect Switch Assembly

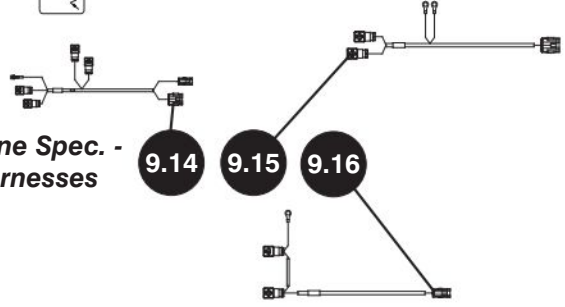


Mine Spec. - Harnesses

9.14

9.15

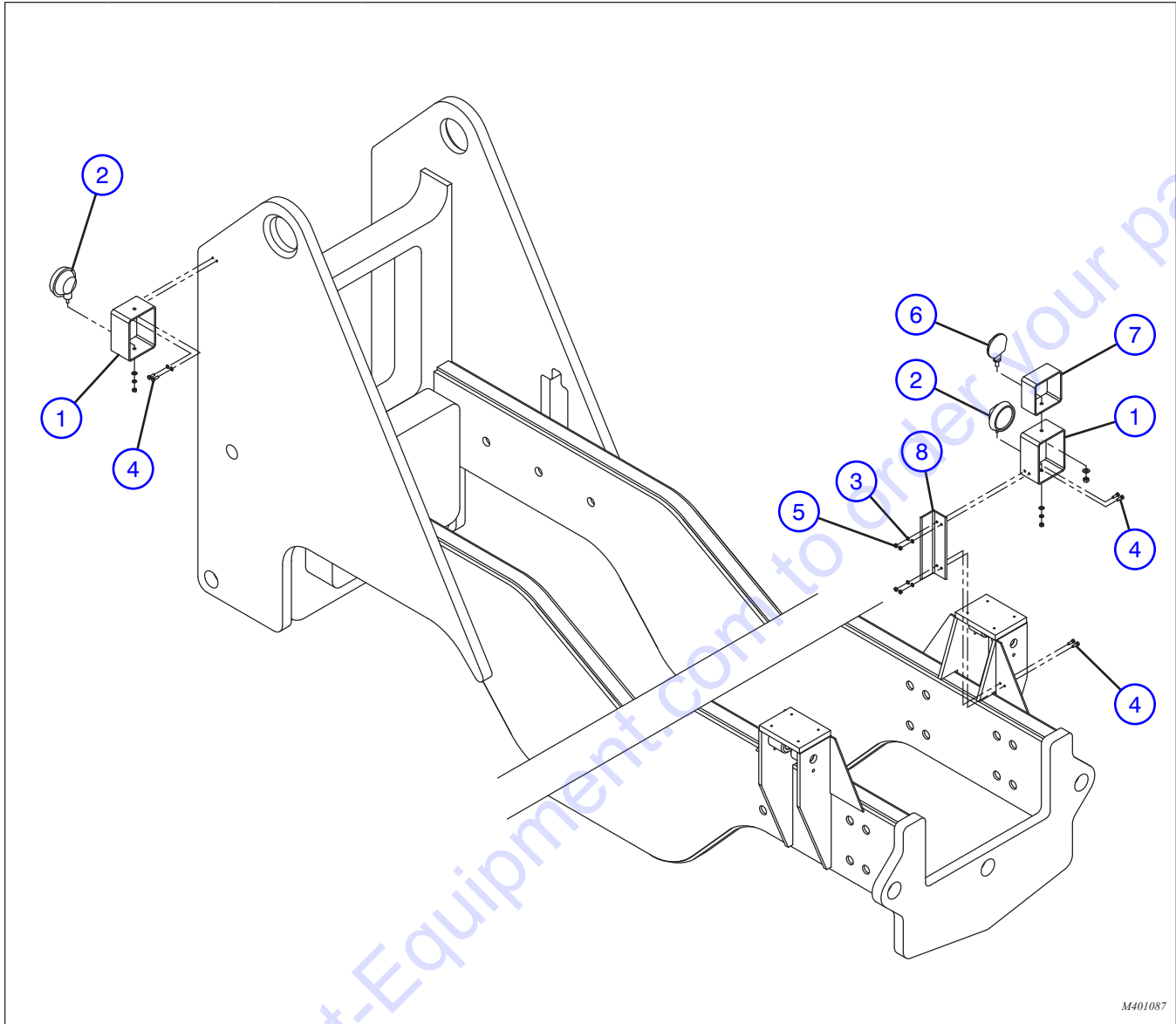
9.16



For Cab Heater Assembly and A/C and Electric Condenser Assembly, see Section 1

M413428 M401993 M401441

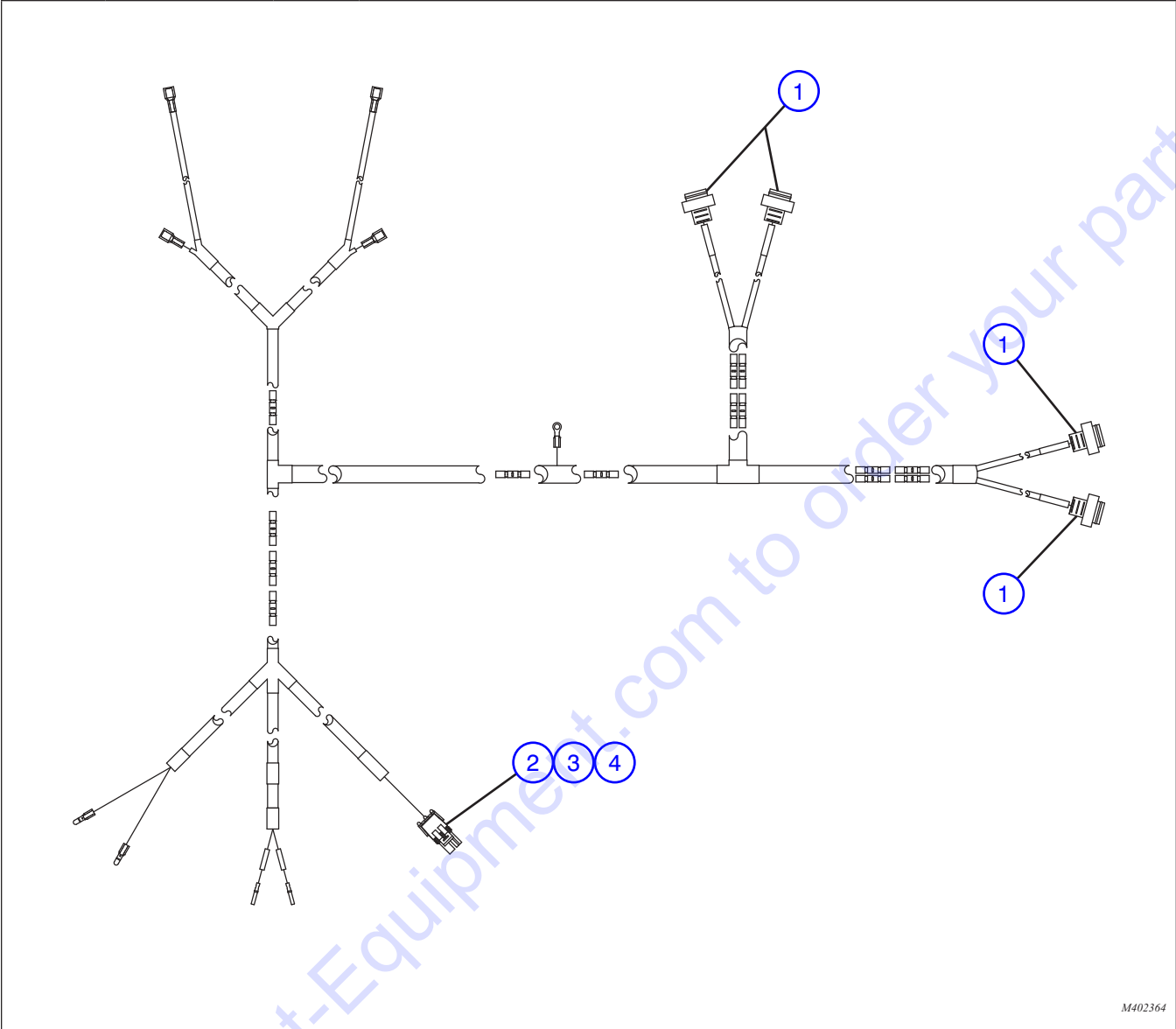
9.1 Light Installation Group



M401087

Index No.	Skyjack Part No.	Qty.	Description
1	4-406567	2	HOUSING, Light guard (Left)
	4-406568	2	HOUSING, Light guard (Right)
2	4-407592	4	HEAD Light, halogen
3	4-411681	12	WASHER, Lock (5/16")
4	4-411673	12	SCREW, Hex head cap (5/16" X 1" NC)
5	4-411682	8	NUT, Hex (5/16")
6	4-407927	2	LIGHT, Signal
7	4-401055	1	HOUSING, Turn signal guard (Left)
	4-401056	1	HOUSING, Turn signal guard (Right)
8	4-406218	2	BRACKET, Head light and turn signal mounting

9.2 Lighting Harness

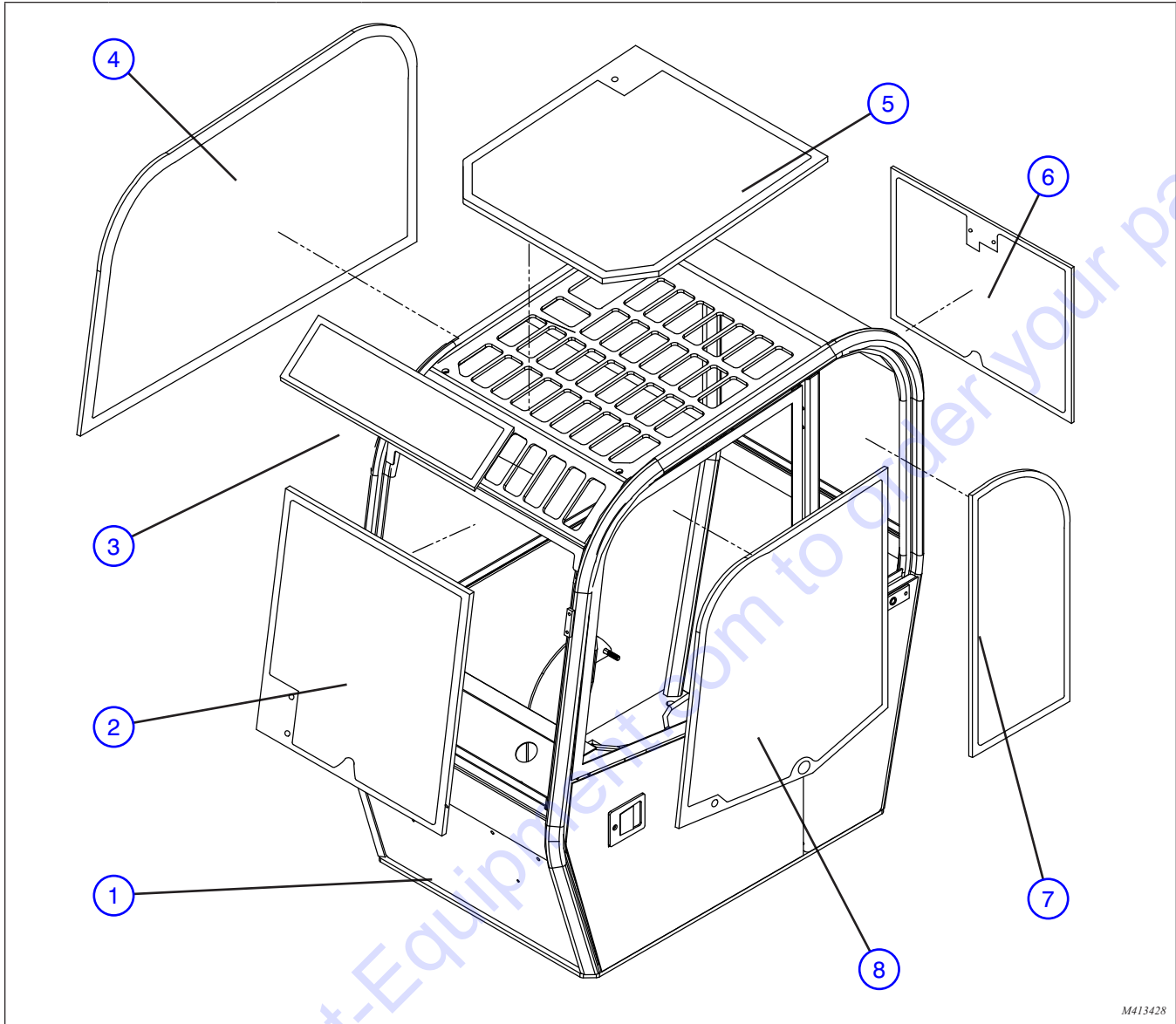


M402364

Index No.	Skyjack Part No.	Qty.	Description
-	4-402364	1	HARNESS, LIGHTING
1	4-156178	4	• CONNECTOR, (3-pin, female)
2	4-124036	1	• CONNECTOR, Weather-pack (2-pin, tower)
3	4-156137	2	• TERMINAL, Weather-pack (14 - 16 AWG, female)
4	4-124369	2	• SEAL, Cable (12 - 16 AWG, green)

9.3 Enclosed Cab Group

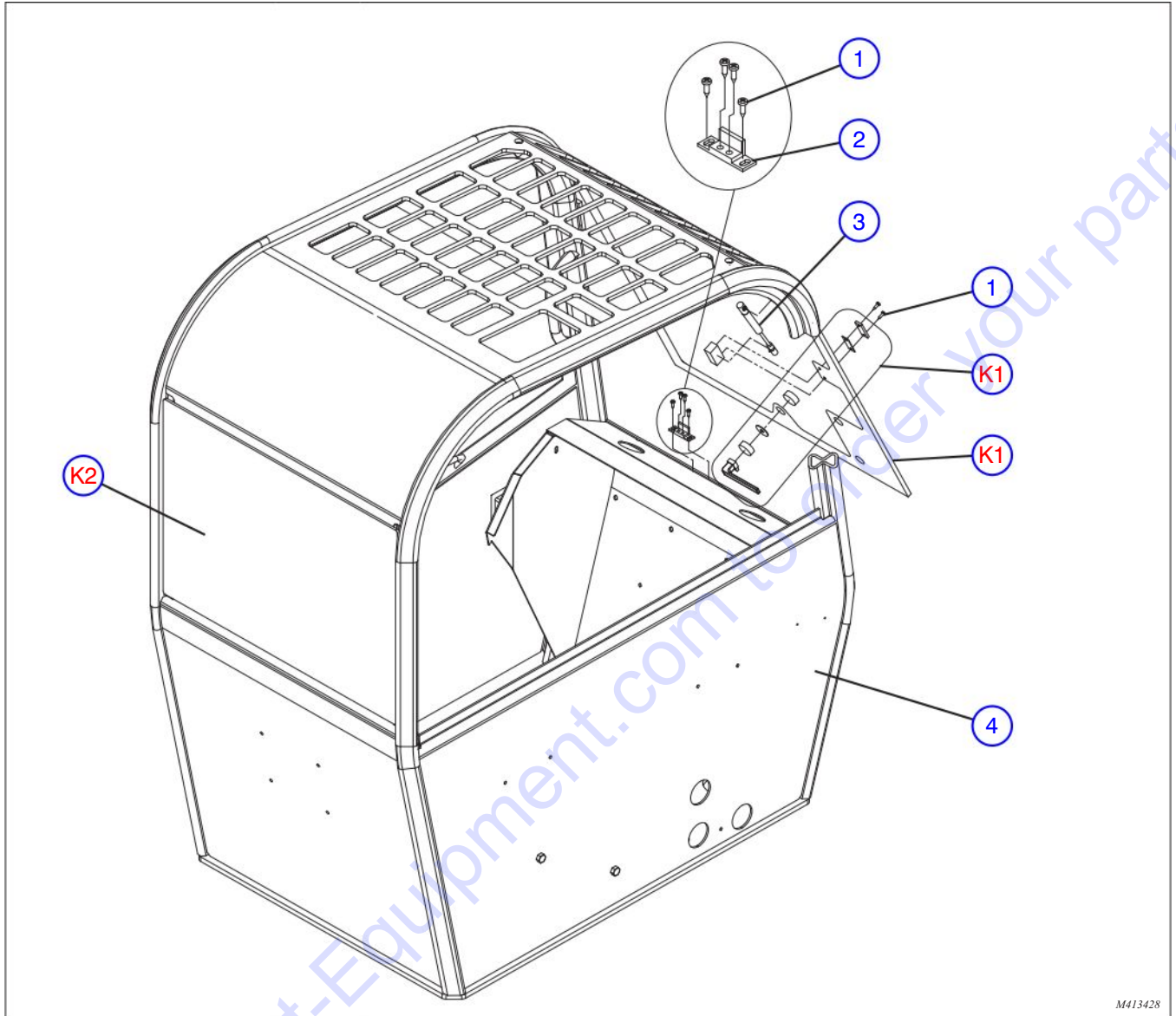
AC



M413428

Index No.	Skyjack Part No.	Qty.	Description
1	4-413428	1	WELDMENT, Enclosed cab
2	4-408333	1	WINDOW, Front
3	4-404986	1	WINDOW, Top/front
4	4-404987	1	WINDOW, Right side
5	4-404985	1	WINDOW, Top
6	4-408332	1	WINDOW, Rear
7	4-404988	1	WINDOW, Left side
8	4-404993	1	WINDOW, Door
9	4-171383	25.4L	ANTIFREEZE, 50%, 50% water blended STANDARD(Not Shown)
10	4-171384	25.4L	ANTIFREEZE, 60%, 40% water blended IMPROVED COLD WEATHER PERFORMANCE(Not Shown)
11	-	8.8L	WATER, Distilled (Not Shown)

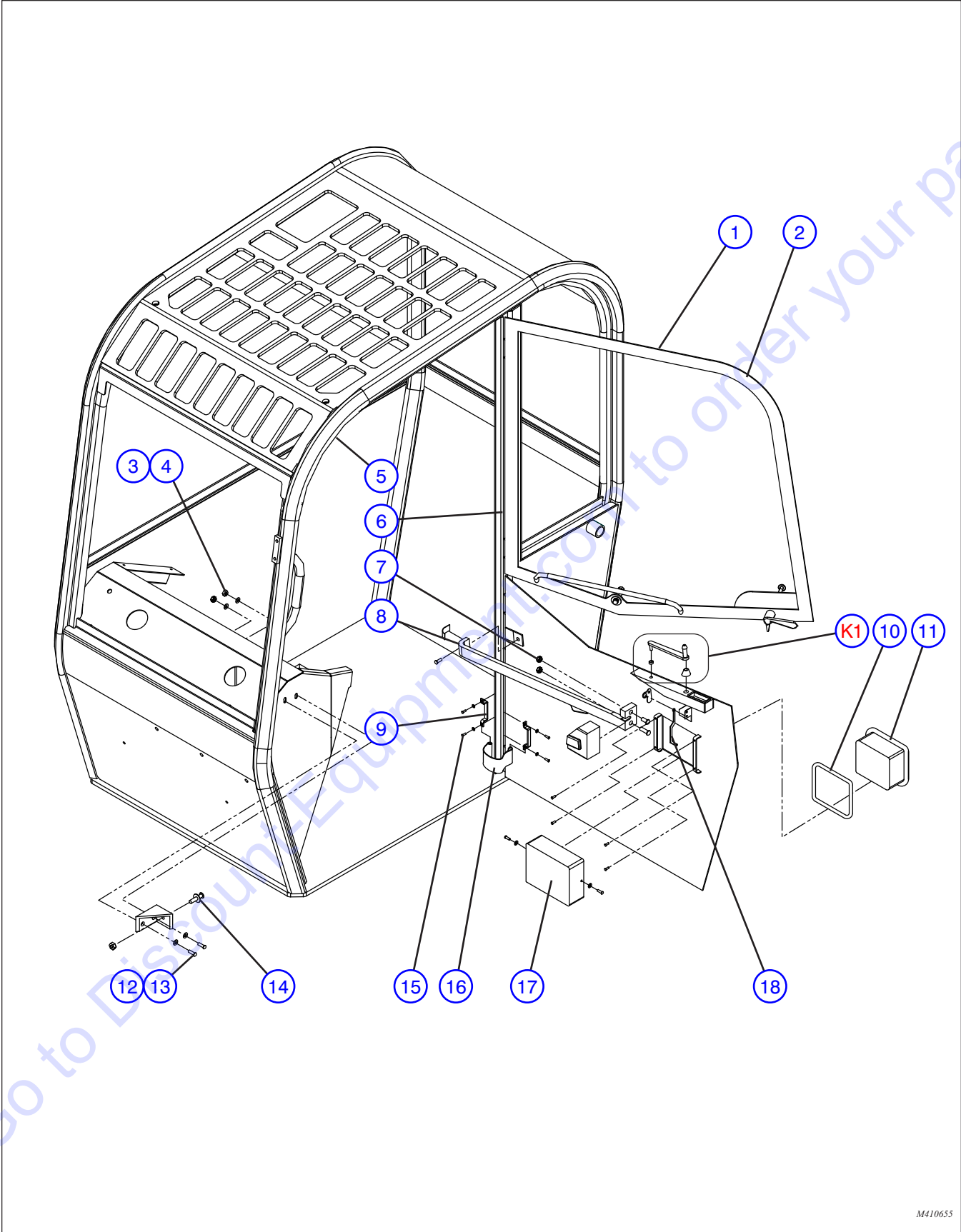
9.4 Pop-out Window Assembly



M413428

Index No.	Skyjack Part No.	Qty.	Description
1	4-411857	26	SCREW, Self-tapping (10-24 X 3/4")
2	4-407249	2	PLATE, Latch
3	4-409623	2	SPRING, Air
4	4-413428	1	WELDMENT, Enclosed cab
K1	4-408335	1	KIT, Front window pop-out
K2	4-408334	1	KIT, Rear window pop-out

9.5 Enclosed Cab Interior



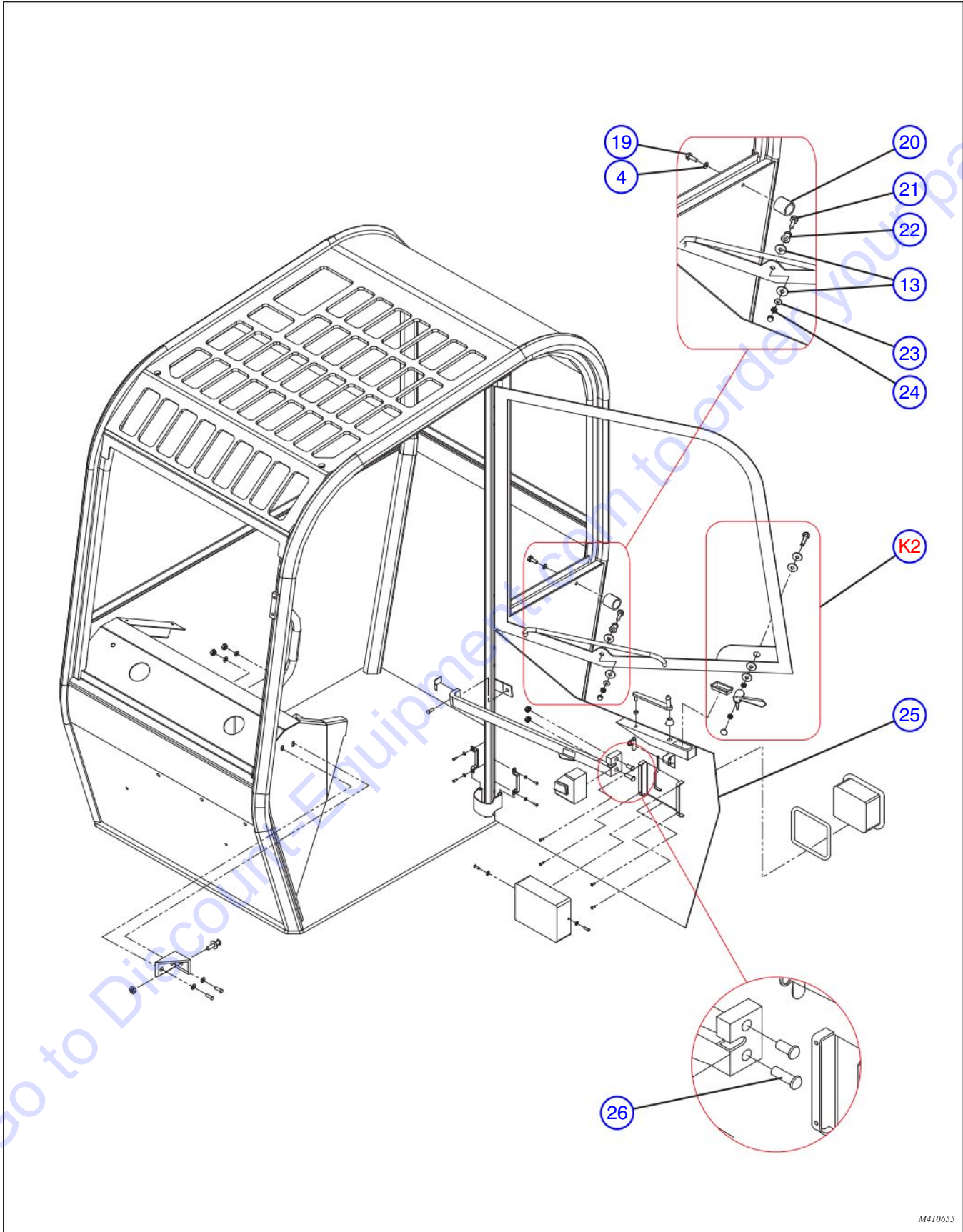
M410655

9.5 Enclosed Cab Interior

Index No.	Skyjack Part No.	Qty.	Description
-	4-410655	1	ASSEMBLY, Upper & Lower doors
1	4-410656	1	• ASSEMBLY, Complete upper door
2	4-414066	1	• FRAME, Upper door
3	4-411672	2	• WASHER, Lock (5/16")
4	4-411897	2	• NUT, Lock (5/16" NC)
5	4-410659	1	• SEAL, Door
6	4-405380	4	• ASSEMBLY, Door hinge
7	4-411808	1	• NUT, (M8 X 1.25)
8	4-405364	1	• ASSEMBLY, Door latch interior
9	4-405376	2	• HOLDER, Door strap
10	4-405370	1	• GASKET, Door latch
11	4-405367	1	• ASSEMBLY, Door latch exterior
12	4-411826	2	• SCREW, Hex head cap (5/16" X 1")
13	4-411680	4	• WASHER, Flat (5/16")
14	4-405372	1	• STRIKER, Door
15	4-411923	4	• WASHER, Flat (M6)
16	4-405349	1	• STRAP, Door (7")
17	4-405330	1	• COVER, Latch (Modified)
18	4-405379	1	• ASSEMBLY, Door linkage
K1	4-411454	1	KIT, Window brace

Parts list continued on the following page.

9.5 Enclosed Cab Interior - Continued



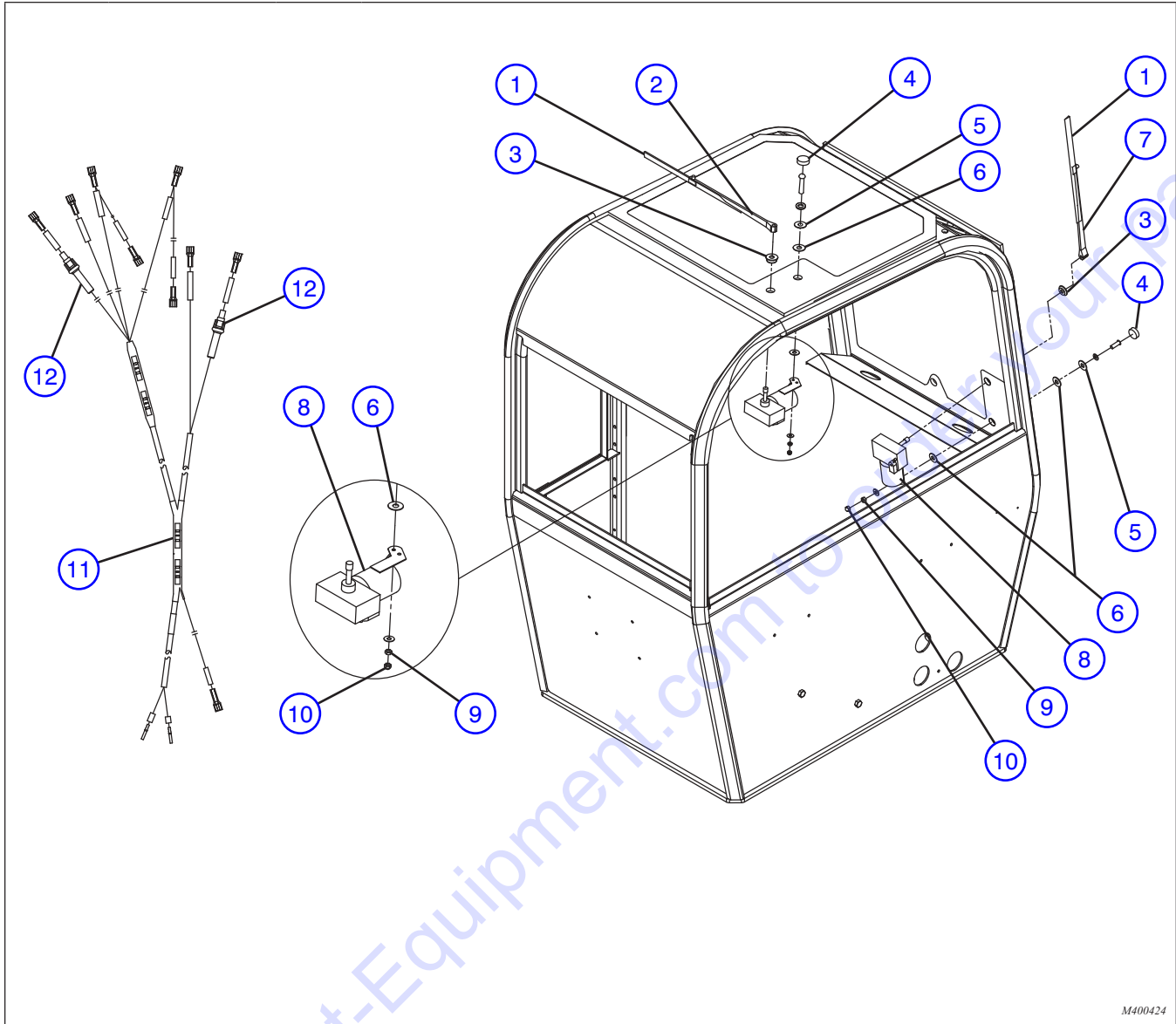
M410655

9.5 Enclosed Cab Interior - Continued

Index No.	Skyjack Part No.	Qty.	Description
Parts list continued from previous page.			
19	4-411673	1	• SCREW, Hex head cap (5/16" X 1" NC)
20	4-405347		• SOCKET, Door hold-back
21	4-411662	1	• SCREW, Hex head cap (1/4" X 1 1/4" NC)
22	4-405347	1	• STUD, Door hold-back (plastic)
23	4-411667	1	• WASHER, Flat (1/4")
24	4-411669	1	• NUT, (1/4" NC)
25	4-410658	1	• ASSEMBLY, Complete lower door
26	4-411802	1	• BOLT, Button head (M8 X 1.25 X 55)
K2	4-411456	1	KIT, Window latch

Go to Discount-Equipment.com to order your parts

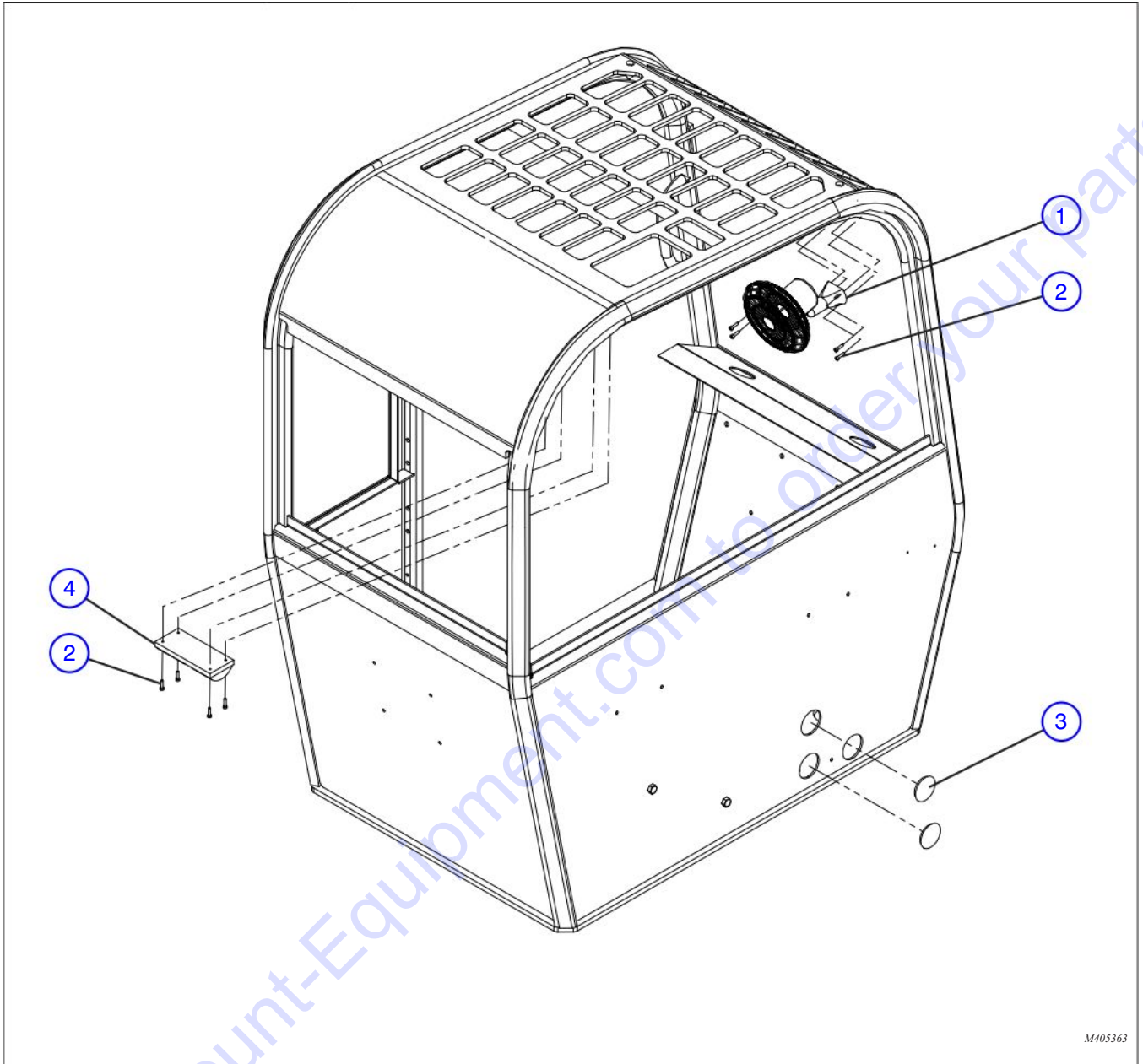
9.6 Wiper Group



M400424

Index No.	Skyjack Part No.	Qty.	Description
1	4-405340	1	BLADE, Wiper
2	4-405350	1	ARM, Front wiper
3	4-405369	2	GROMMET, (5/8" DIA.)
4	4-412041	2	COVER, Screw head
5	4-412042	2	WASHER, Hard plastic
6	4-412043	4	WASHER, Soft seal
7	4-405350	1	ARM, Top wiper
8	4-401423	2	MOTOR, Wiper
9	4-411798	2	NUT, (M5 X 0.8)
10	4-412051	2	COVER, Bolt (M5)
11	4-400424	1	HARNASS, Wiper
12	4-409873	2	• FUSE, (250V 4A)

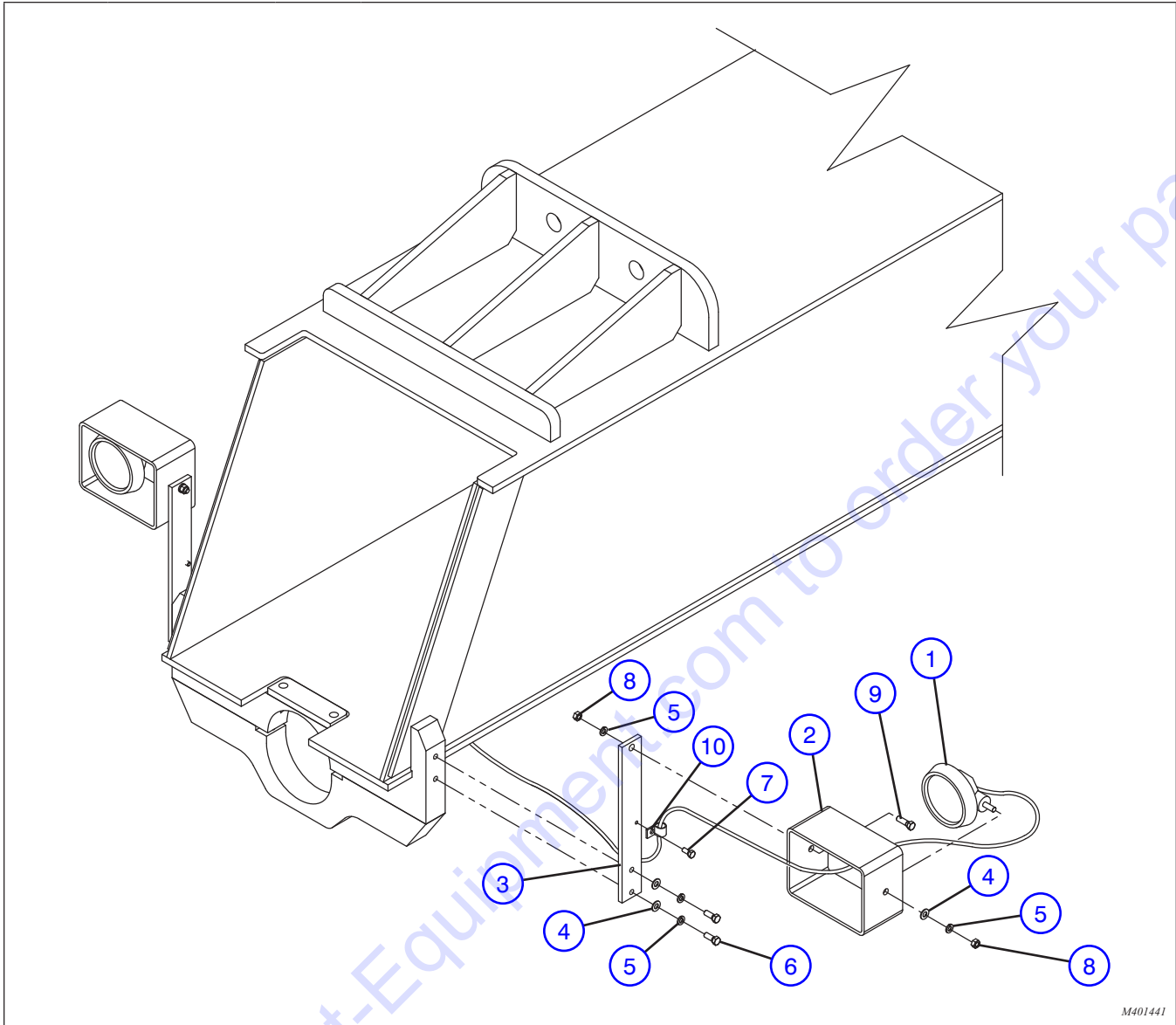
9.7 Fan and Light Attachment



M405363

Index No.	Skyjack Part No.	Qty.	Description
1	4-405363	1	FAN, Ventilation
2	-	8	• SCREW, Socket head cap (M5 X 0.8 X 12 MM)
3	4-406828	2	PLUG (Open Cab Only)
4	4-405355	1	LIGHT, Interior

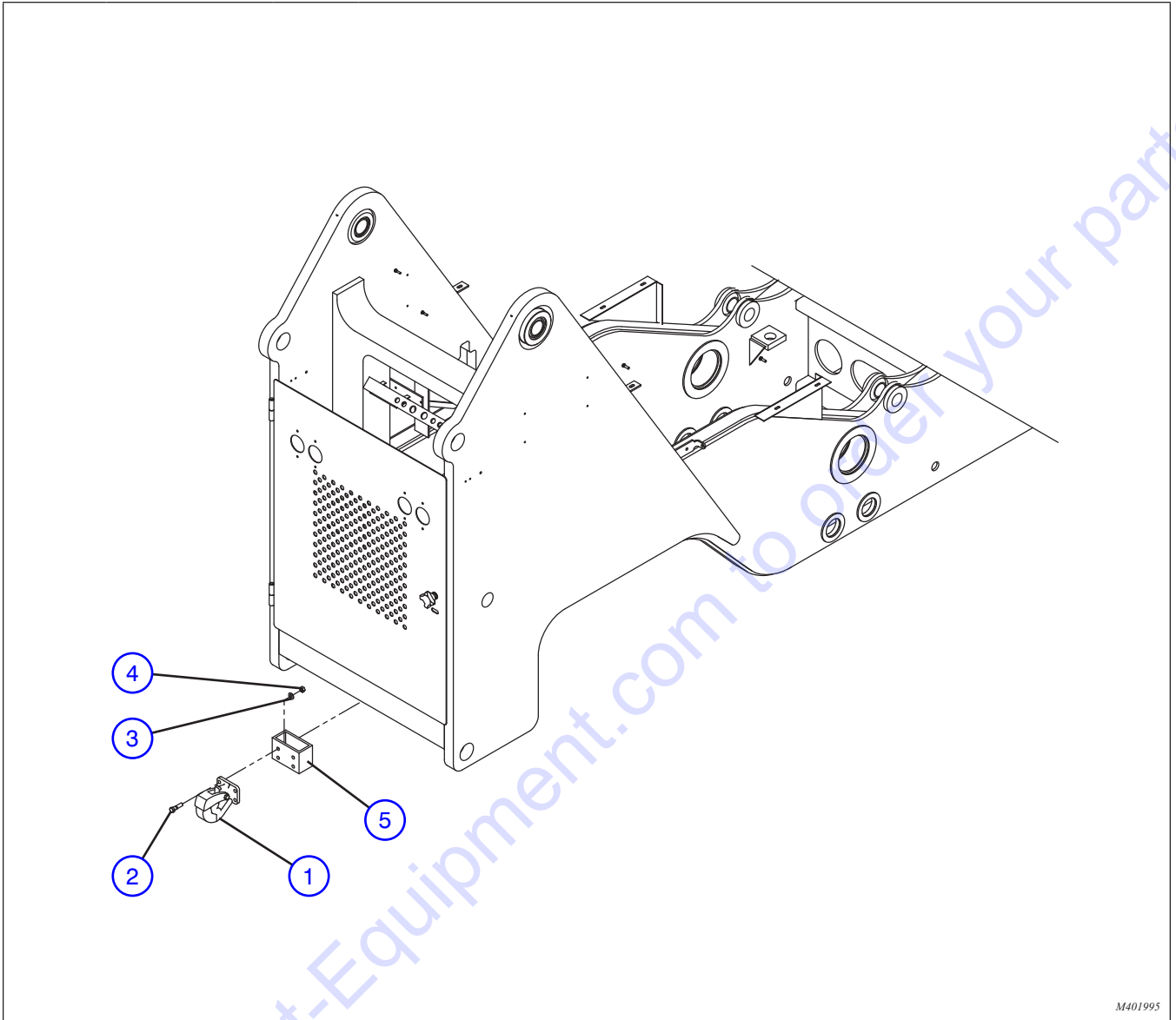
9.8 Boom Lights Assembly



M401441

Index No.	Skyjack Part No.	Qty.	Description
1	4-407592	2	HEADLIGHT, Halogen
2	4-406567	2	HOUSING, Light guard (Left)
	4-406568		HOUSING, Light guard (Right)
3	4-404703	2	BRACKET, Boom light
4	4-411694	2	WASHER, Flat (3/8")
5	4-411693	3	WASHER, Lock (3/8")
6	4-411684	2	SCREW, Hex head cap (3/8"-16 X 1")
7	4-411962	1	SCREW, Hex head cap (5/16"-18 X 3/4")
8	4-411695	1	NUT, (3/8"-16 UNC)
9	4-411696	1	SCREW, Hex head cap (3/8"-16 X 1 1/4")
10	4-409190	1	HANGER, Wire

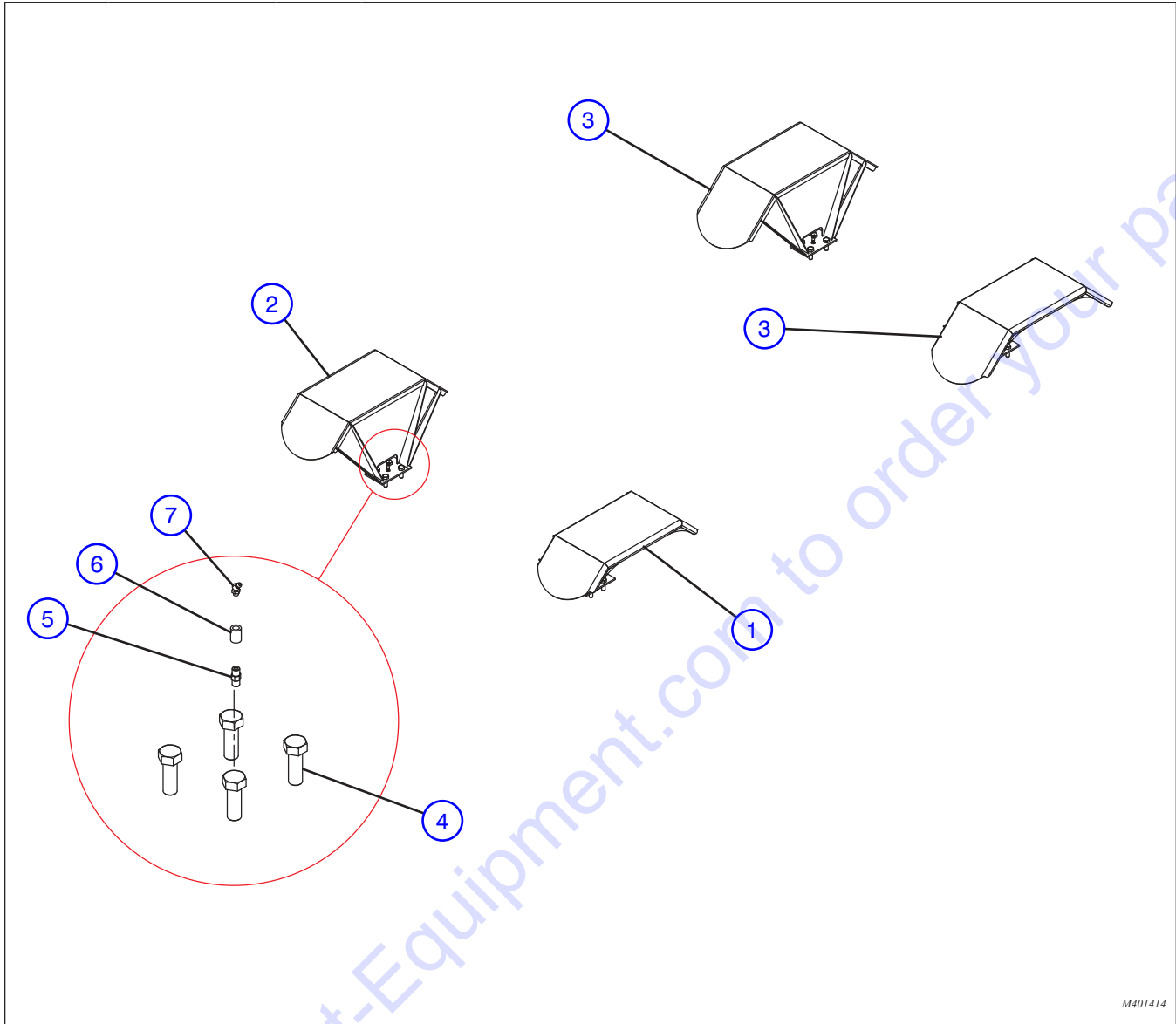
9.9 Pintle Hook Assembly



M401995

Index No.	Skyjack Part No.	Qty.	Description
1	4-411995	1	HOOK, Pintle
2	4-411862	4	BOLT, Hex head cap (1/2"-13 X 2" gr.5)
3	4-411718	4	WASHER, Flat (1/2")
4	4-411720	4	NUT, (1/2"-13)
5	4-404697	1	HOOK, Attachment

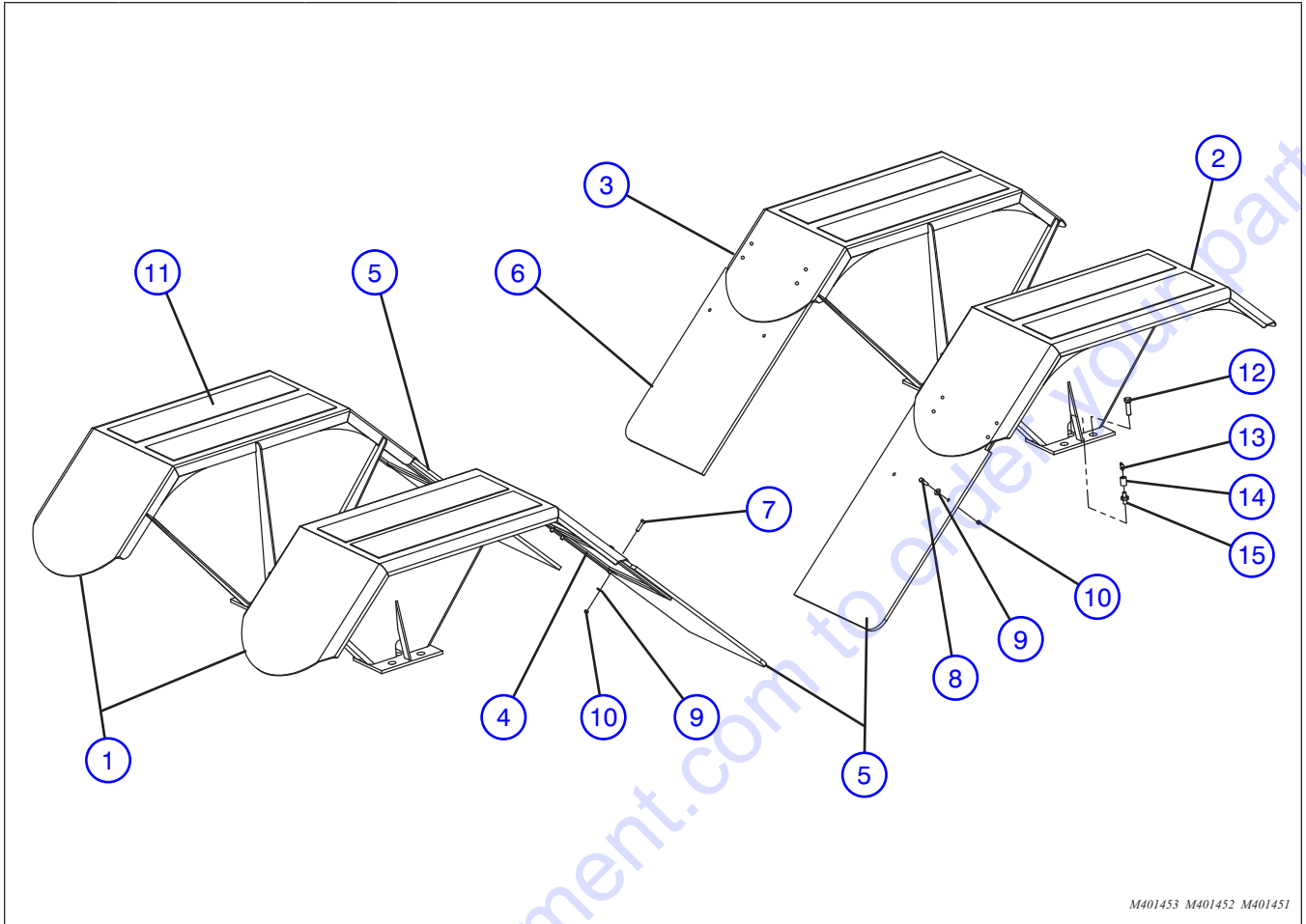
9.10 Fenders Assembly



M401414

Index No.	Skyjack Part No.	Qty.	Description
-	4-401414	-	FENDERS ASSEMBLY
1	4-401451	1	• FENDER, Painted front left
2	4-401452	1	• FENDER, Painted front right
3	4-401453	2	• FENDER, Painted rear
4	4-411861	16	• SCREW, Hex head cap (7/8"-9 X 6 1/2" gr.8 DICH)
5	4-406292	4	• ADAPTER, Hex pipe nipple (451)
6	4-411617	4	• COUPLING, Black malleable (1/8")
7	4-410778	4	• FITTING, Grease (1/4")

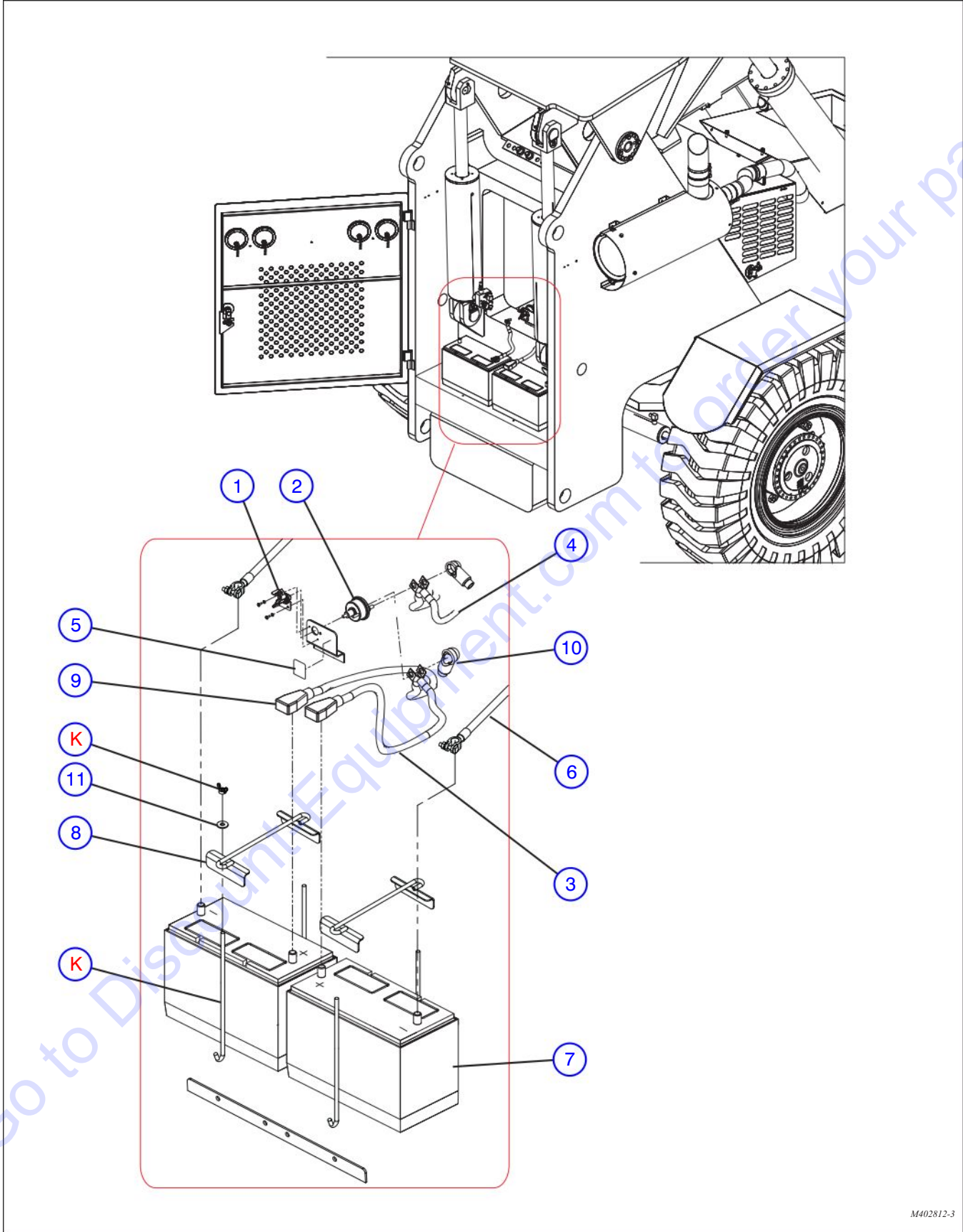
9.11 Mud Flaps Assembly



M401453 M401452 M401451

Index No.	Skyjack Part No.	Qty.	Description
1	(Ref.)	-	FENDER, Painted rear (For components, refer to Section 9.10)
2	(Ref.)	-	FENDER, Painted front right (For components, refer to Section 9.10)
3	(Ref.)	-	FENDER, Painted front left (For components, refer to Section 9.10)
4	4-412840	4	WELDMENT, Mud flap support
5	4-413836	3	FLAP, Mud (rear & right front)
6	4-413837	1	FLAP, Mud (left front)
7	4-411973	16	SCREW, Hex head cap (5/16"-18 X 1 1/4" gr.5 zinc)
8	4-411673	8	SCREW, Hex head cap (5/16"-18 X 1" gr.5 zinc)
9	4-411680	24	WASHER, Flat (5/16" zinc)
10	4-411897	24	NUT, Lock with nylon insert (5/16"-18 zinc)
11	4-404456	8	TAPE, Anti-skid (6" X 24")
12	4-411861	16	SCREW, Hex head cap (7/8"-14 X 2 1/2" gr.8)
13	4-406302	4	ADAPTER, (1/8" NPT)
14	4-411617	4	COUPLING, (1/8" NPT black cast)
15	4-410778	4	FITTING, Grease (1/8" NPT 45°)

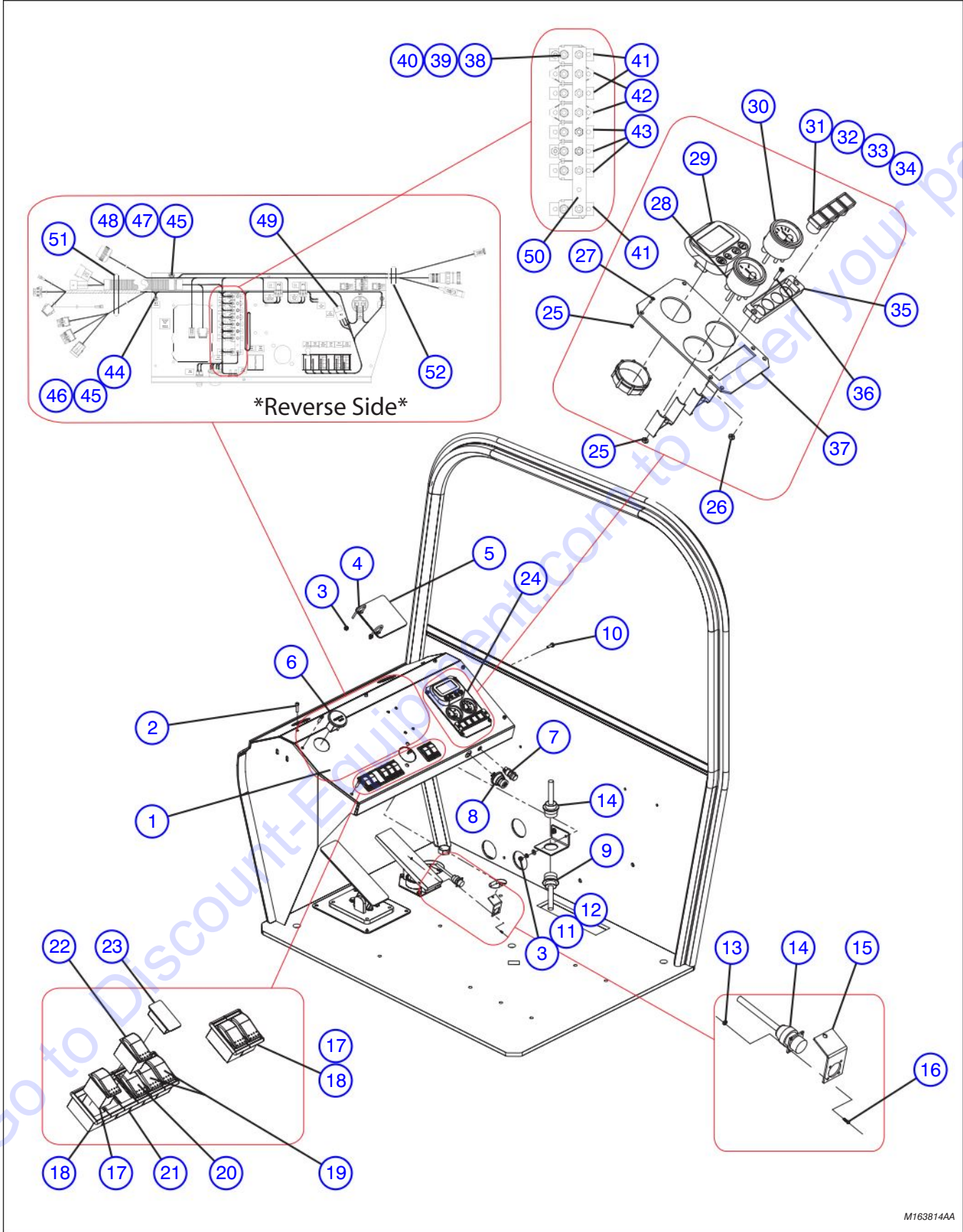
9.12 Battery Disconnect Switch Assembly



M402812-3

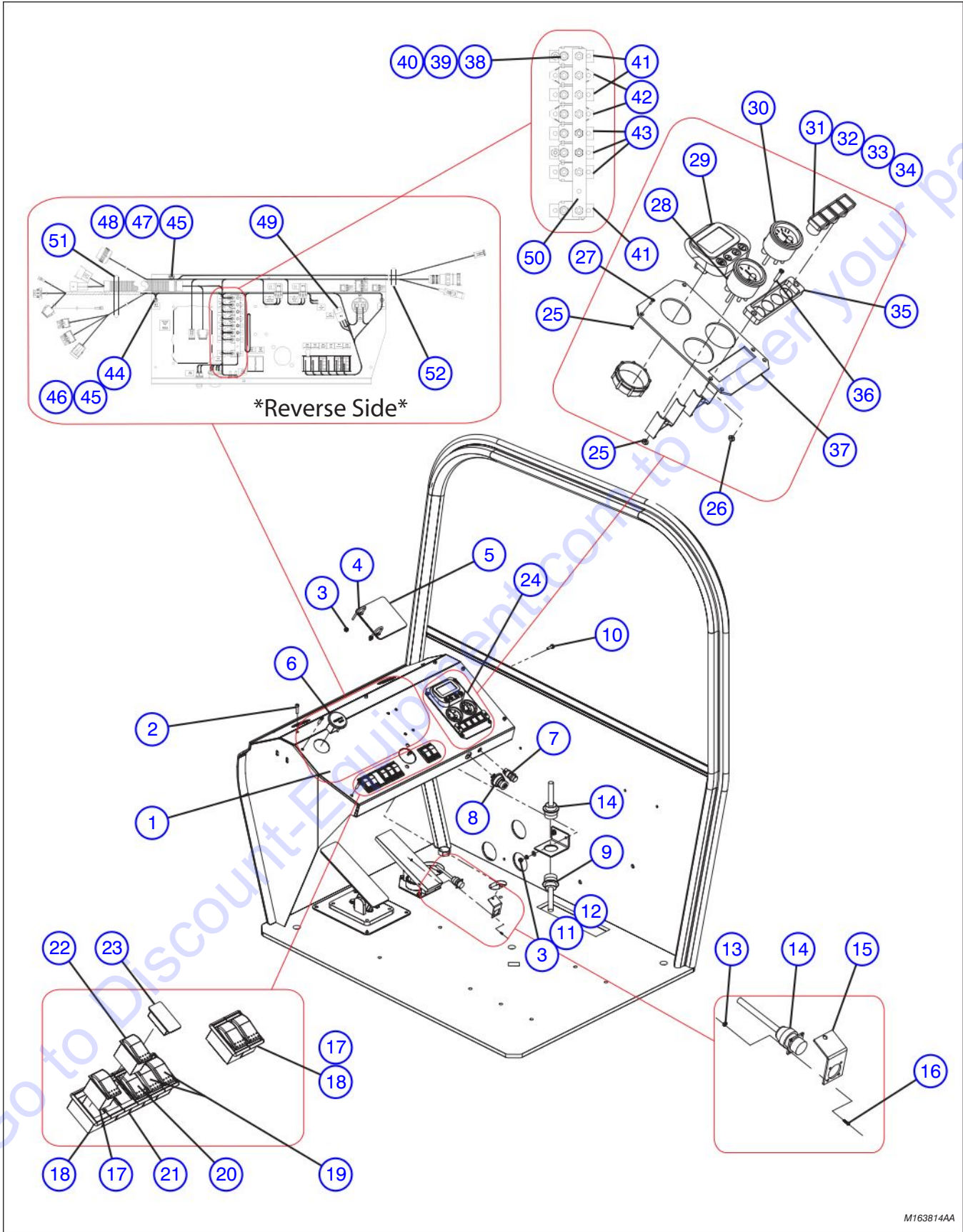
9.12 Battery Disconnect Switch Assembly

Index No.	Skyjack Part No.	Qty.	Description
-	4-402812	1	ASSEMBLY, DUAL BATTERIES & BATTERY DISCONNECT
1	4-108714	1	• KIT, Locking lever
2	4-119725	1	• SWITCH, Master disconnect
3	4-402110	2	• CABLE, Battery (+2/0 red)
4	4-402111	2	• CABLE, Battery (+2/0 red)
5	4-119674	1	• LABEL, Battery disconnect
6	4-400891	2	• CABLE, Battery (-2/0 black)
7	4-144676	2	• BATTERY, 12V, 950CCA
8	4-401446	2	• CLAMP, Battery
9	4-139105	2	BOOT, Battery post (+2/0 red)
10	4-139032	2	BOOT, Terminal (+2/0 red)
11	4-411667	4	WASHER, Flat zinc (1/4")
K	(Ref.)	2	KIT, Battery hold-down (For components, refer to Section 1.20)



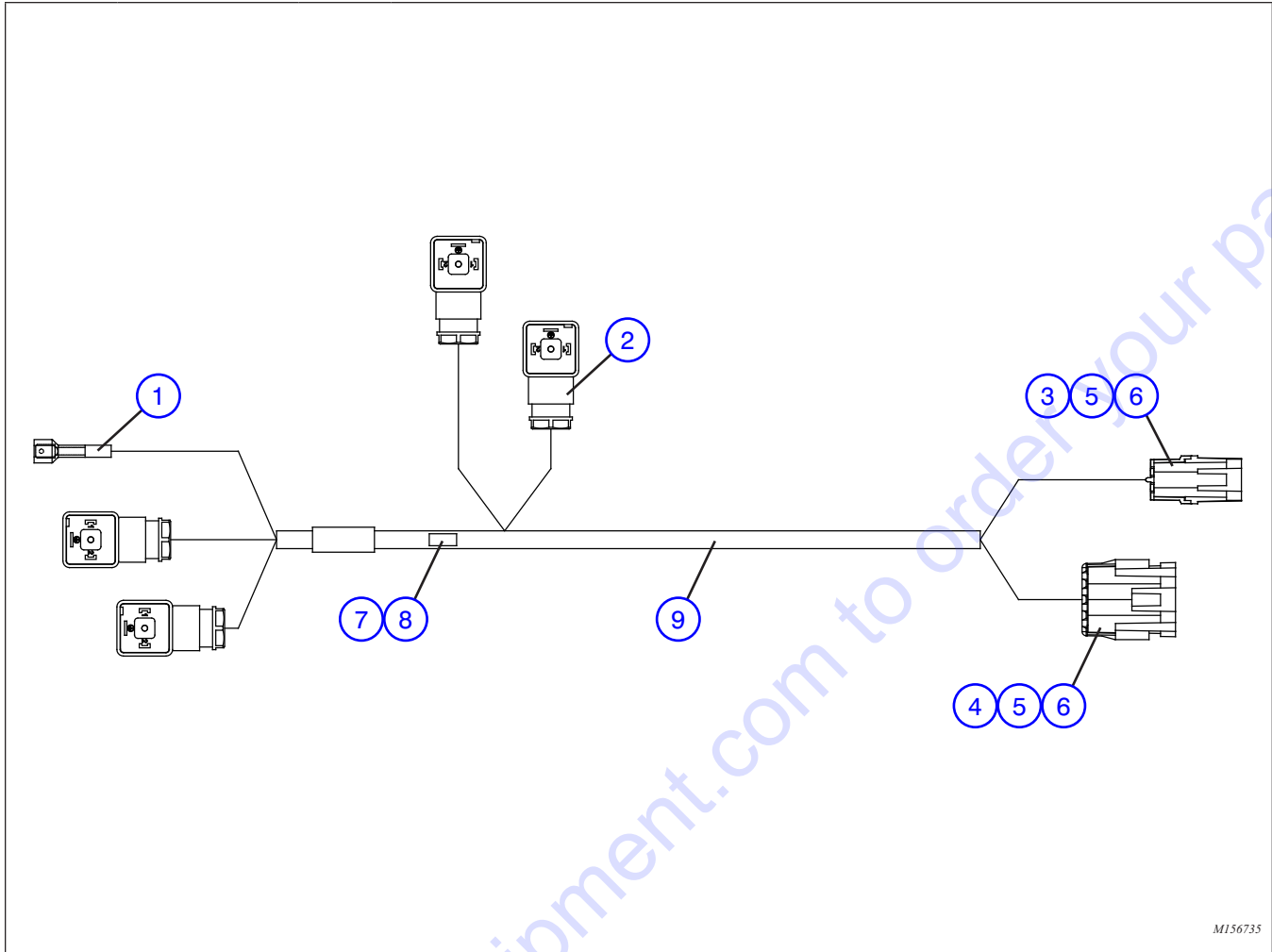
Index No.	Skyjack Part No.	Qty.	Description
-	4-163814	1	ASSEMBLY, Instrument Panel, Base Machine
1	4-401277	1	• PANEL, Dash instrument
2	4-411661	7	• SCREW, Hex head cap (1/4" NC x 1" grade 5 zinc)
3	4-411669	8	• NUT, (1/4"-20 NC)
4	4-403211	2	• BOLT, U SS (1/4" dia.)
5	(Ref.)	-	• LABEL, Capacity charts booklet (For components, refer to Section 10.1)
6	4-409107	1	• HOURMETER
7	4-405339	1	• BUTTON, Horn
8	4-409474	1	• SWITCH, Ignition
9	(Ref.)	1	• CONNECTOR, Heavy duty environmental (For components, refer to Section 1.26)
10	4-411659	2	• SCREW, Hex head cap (1/4" x 3/4" NC grade 5)
11	4-411667	2	• WASHER, Flat (1/4" zinc)
12	4-411668	2	• WASHER, Lock (1/4" zinc)
13	4-411891	2	• NUT, (6-32)
14	(Ref.)	1	• PLUG, Computer diagnostic (For components, refer to Section 1.22)
15	4-400588	1	• BRACKET, Wiring harness mount (painted)
16	4-400609	2	• SCREW, Philip round head (6-32 x 1/2")
17	4-407973	1	• SWITCH, Rocker (turn signals and transmission disconnect)
18	4-408869	4	• BRACKET, Switch mounting (end)
19	4-407977	2	• SWITCH, Rocker momentary (outriggers)
20	4-407975	1	• SWITCH, Rocker SPDT (park brake)
21	4-408870	4	• BRACKET, Switch mounting (center)
22	4-407974	1	• SWITCH, Rocker SPCO (steering mode selector)
23	4-409587	1	• PLUG, Blanking
24	4-400985	1	• ASSEMBLY, Instrument Panel QSB engine (Murphy PowerView®)
25	4-411856	8	• • NUT, (10-32 zinc)
26	4-411950	2	• • NUT, Hex (8-32 zinc)
27	4-411866	4	• • SCREW, Pan phillips MACH (10-32 x 3/4")
28	4-407726	1	• • GAUGE, S-W Fuel level
29	4-402054	1	• • DISPLAY, Murphy PowerView PV101-C-MSTD
30	4-407730	1	• • GAUGE, 140-320 Transmission temperature
31	4-408915	1	• • FLASHER, Park brake
32	4-408916	1	• • FLASHER, Differential lock
33	4-408914	1	• • FLASHER, Axle lock
34	4-408917	1	• • FLASHER, Brake pressure
35	4-407278	1	• • HOUSING, Flasher module
36	4-411902	2	• • SCREW, Pan phillips MACH (8-32 x 1")
37	4-401447	1	• • INSERT, Dash panel

Parts list continued on the following page.



Index No.	Skyjack Part No.	Qty.	Description
Parts list continued from the previous page.			
-	4-163814	1	ASSEMBLY, Instrument Panel, Base Machine
38	4-117078	2	<ul style="list-style-type: none"> • SCREW, Panhead, #8-32 UNC x 0.63 LG
39	4-103986	10	<ul style="list-style-type: none"> • NUT, Hex, #8-32 UNC
40	4-103991	10	<ul style="list-style-type: none"> • WASHER, Flat, #8
41	4-407098	3	<ul style="list-style-type: none"> • BREAKER, Circuit, self-resetting, 6A
42	4-408527	2	<ul style="list-style-type: none"> • BREAKER, Circuit, self-resetting, 20A
43	4-408526	5	<ul style="list-style-type: none"> • BREAKER, Circuit, self-resetting, 10A
44	4-151595	2	<ul style="list-style-type: none"> • SHCS, 1/4-20 UNC x 0.75 LG
45	4-103980	3	<ul style="list-style-type: none"> • NUT, Hex, 1/4-20 UNC
46	4-133339	2	<ul style="list-style-type: none"> • WASHER, Lock, external tooth, 1/4
47	4-409186	1	<ul style="list-style-type: none"> • CLAMP, P-type, 1.06 ID
48	4-151168	1	<ul style="list-style-type: none"> • SHCS, 1/4-20 UNC x 0.50 LG
49	4-403275	1	<ul style="list-style-type: none"> • RELAY, 12V
50	4-163815	1	<ul style="list-style-type: none"> • BUS BAR, Copper, 0.13 x 0.63 x 7.0 LG
51	(Ref.)	1	<ul style="list-style-type: none"> • HARNESS, Cab
(For components, refer to Section 1.22)			
52	4-401949	1	<ul style="list-style-type: none"> • WIRIRNG, Instrument Panel, Base Machine
53	(Ref.)	2	<ul style="list-style-type: none"> • FUSE
(For components, refer to Section 1.22)			

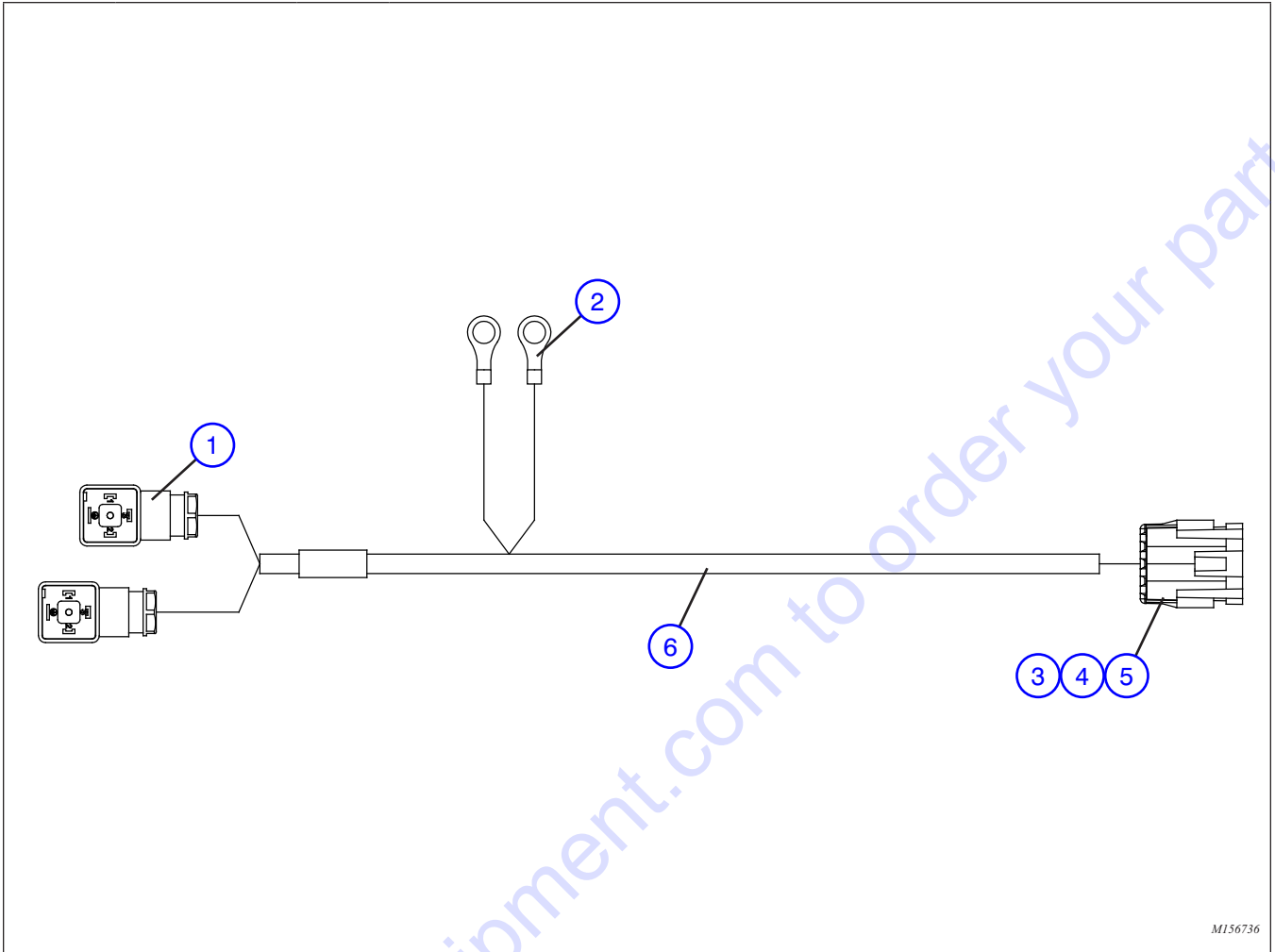
9.14 Mine Spec. - Brakes Harness



M156735

Index No.	Skyjack Part No.	Qty.	Description
-	4-156735	1	HARNES, MINE SPEC BRAKES
1	4-105360	1	• TERMINAL, Male 14-16 GA 1/4" full ins.
2	4-119825	4	• CONNECTOR, Solenoid w/ diode
3	4-156105	1	• CONNECTOR, 2M, W/P
4	4-156107	1	• CONNECTOR, 4M, W/P
5	4-156139	6	• TERMINAL, Male sealed (2.0-1.0 mm ²), W/P
6	4-124369	6	• SEAL, Wire, W/P
7	4-119431	1	• SPLICE, Butt 14-12 AWG non-insulated
8	4-103370	2	• HEATSHRINK, 3/8" dia. polyofin
9	4-120748	97"	• PROTECTOR, Wire 1/2" dia.

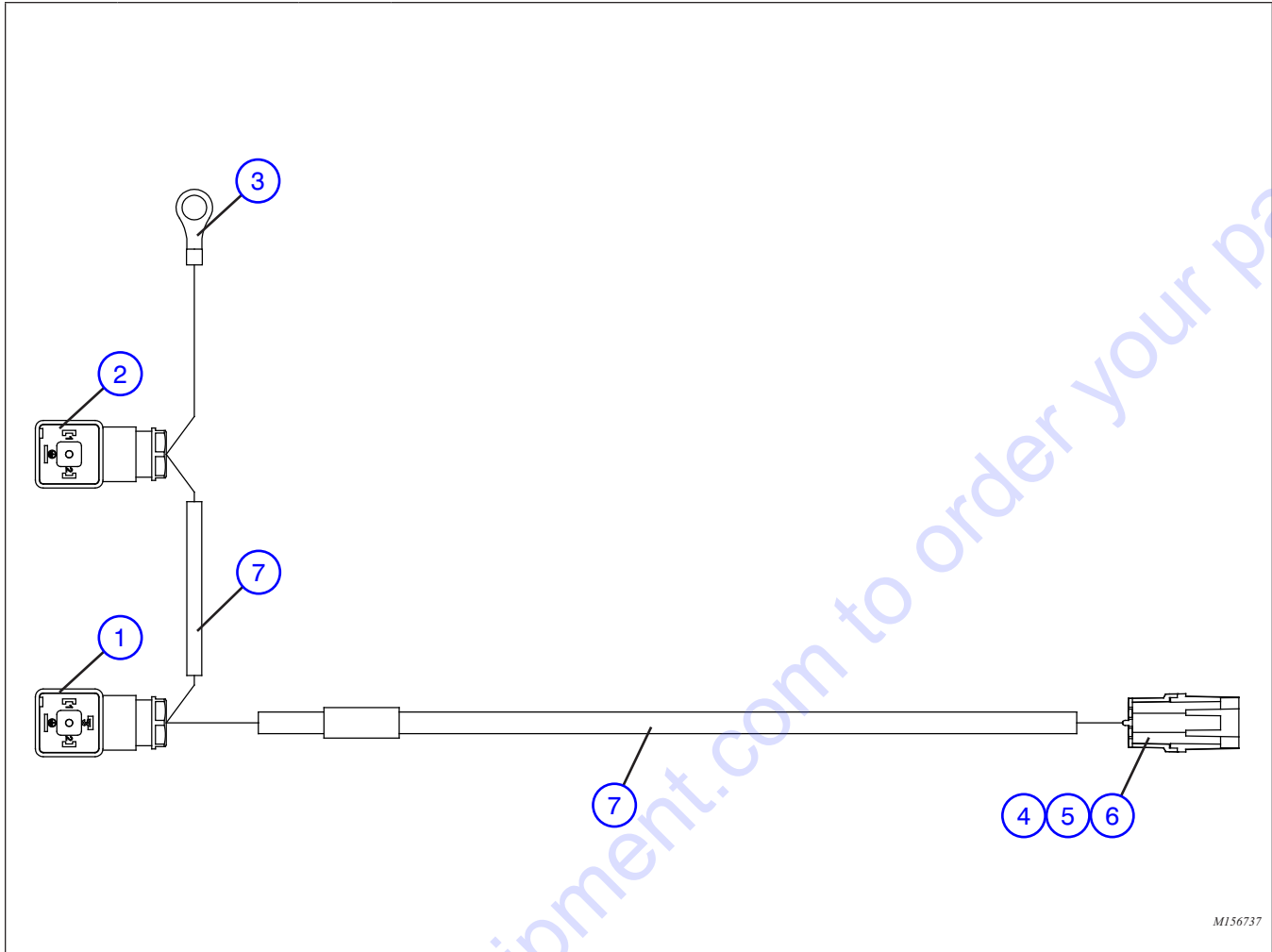
9.15 Mine Spec. - Pressure Switches Harness



M156736

Index No.	Skyjack Part No.	Qty.	Description
-	4-156736	1	HARNESS, MINE SPEC PRESSURE SWITCHES
1	4-406634	2	• CONNECTOR, Hirschmann
2	4-102941	2	• TERMINAL, 3/8" ring ins. blue (14-16 AWG)
3	4-156107	1	• CONNECTOR, 4M, W/P
4	4-156139	4	• TERMINAL, Male sealed (2.0-1.0 mm ²), W/P
5	4-124369	4	• SEAL, Wire, W/P
6	4-120748	78"	• PROTECTOR, Wire 1/2" dia.

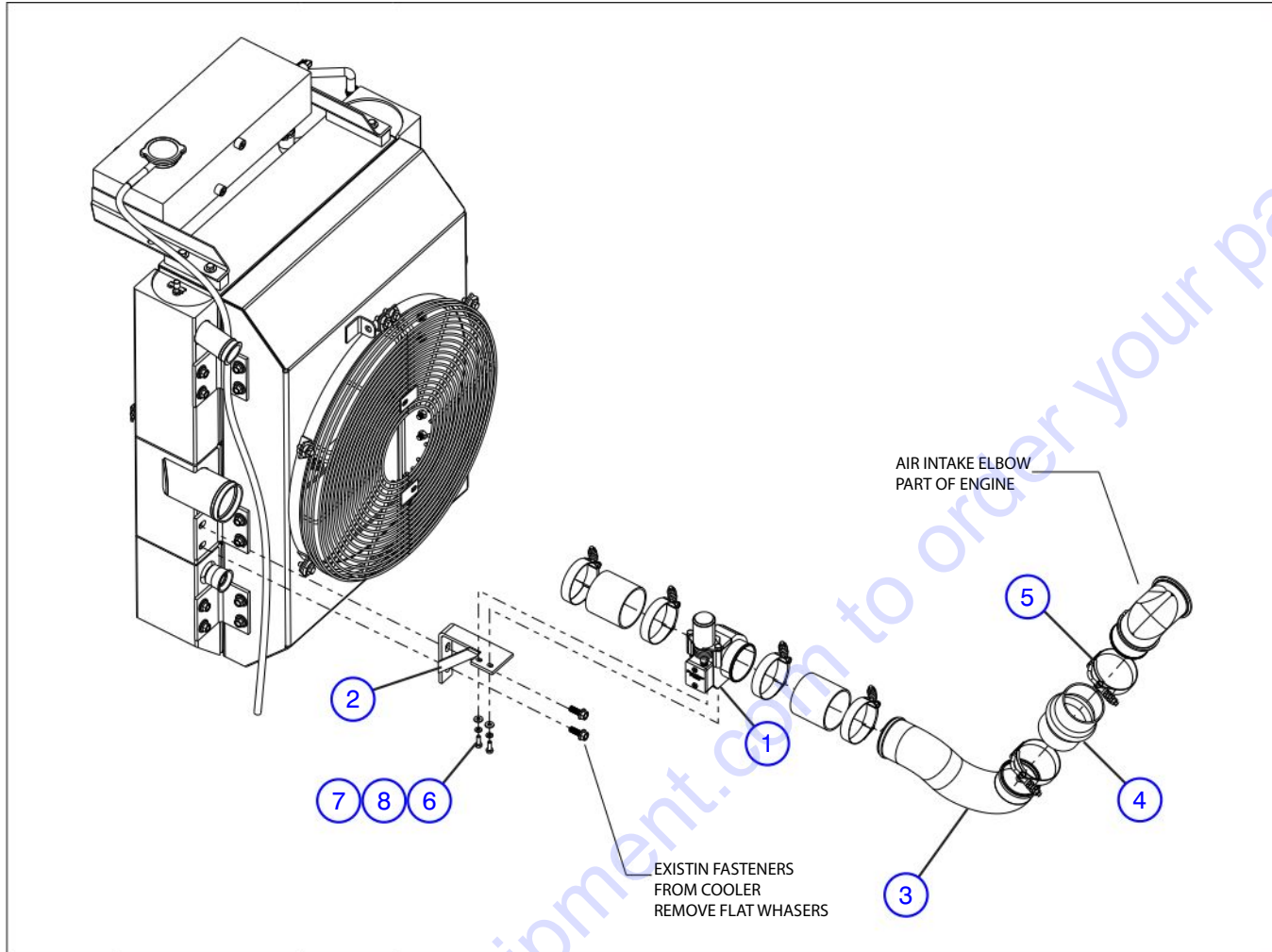
9.16 Mine Spec. - Steering Accumulator Harness



M156737

Index No.	Skyjack Part No.	Qty.	Description
-	4-156737	1	HARNESS, MINE SPEC STEERING ACCUMULATOR
1	4-406634	1	• CONNECTOR, Hirschmann
2	4-119825	1	• CONNECTOR, Solenoid w/ diode
3	4-102941	2	• TERMINAL, 3/8" ring ins. blue (14-16 AWG)
4	4-156107	1	• CONNECTOR, 4M, W/P
5	4-156139	4	• TERMINAL, Male sealed (2.0-1.0 mm ²), W/P
6	4-124369	4	• SEAL, Wire, W/P
7	4-124399	90"	• PROTECTOR, Wire 1/4" dia.

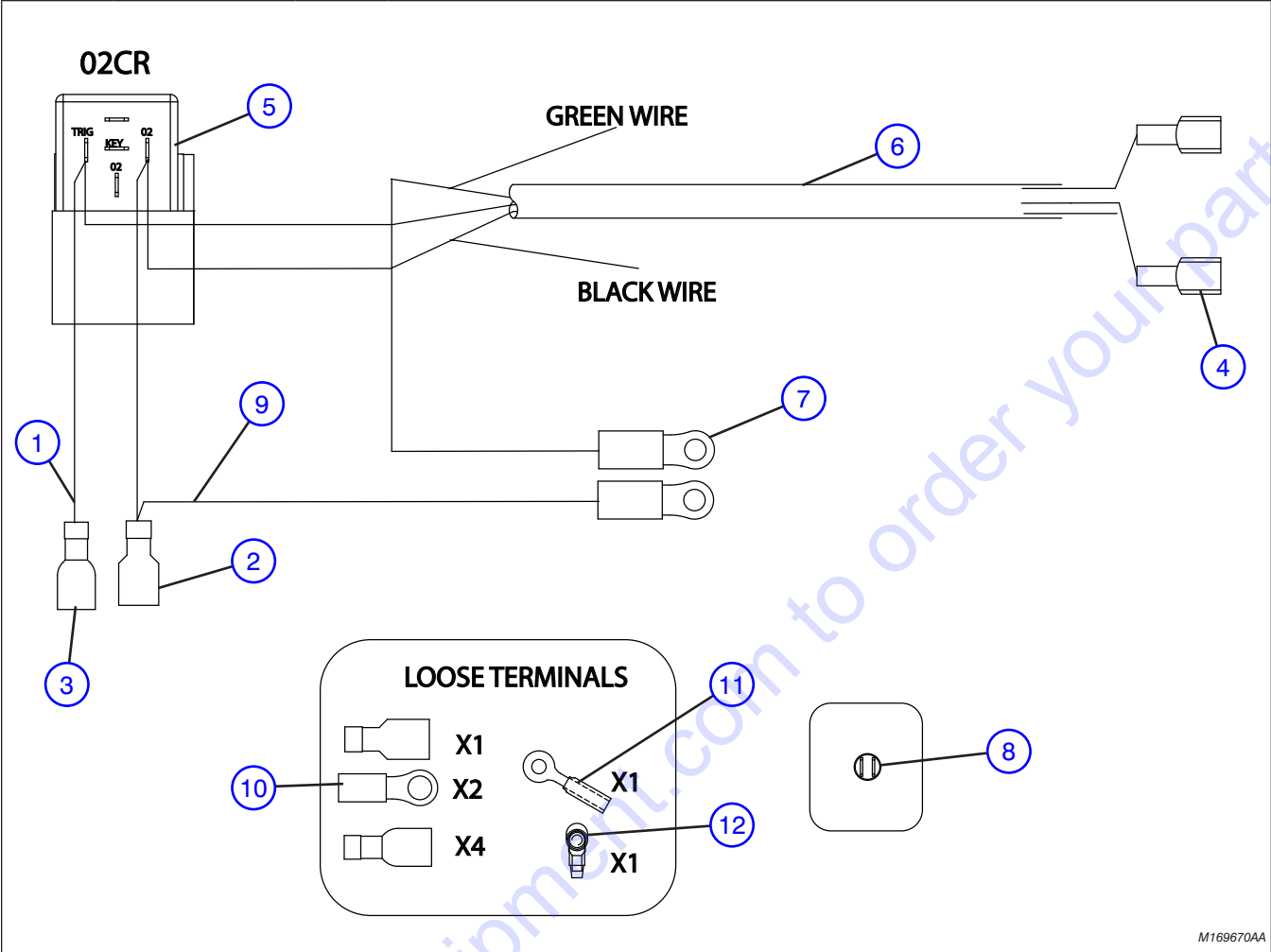
9.17 Positive Air Shutoff T3



Index No.	Skyjack Part No.	Qty.	Description
-	4-169787	-	ASSEMBLY, POSITIVE AIR SHUT OFF
1	4-169695	1	• SHOCKER PASS 3000
2	4-169760	1	• BRACKET SUPPORT - WELDMENT
3	4-169788	1	• TUBE, CAC TO INTAKE
4	4-401701	1	• HOSE, AIR INTAKE, MODIFIED
5	4-923960	2	• CLAMP, 3.25" T-BLT SPRING BAND
6	4-103856	2	• BOLT, HXHD 0.25-20 X 0.750 GR5
7	4-103995	2	• WASHER, FLAT 0.250
8	4-104000	2	• WASHER, LOCK 0.25

M169787AA

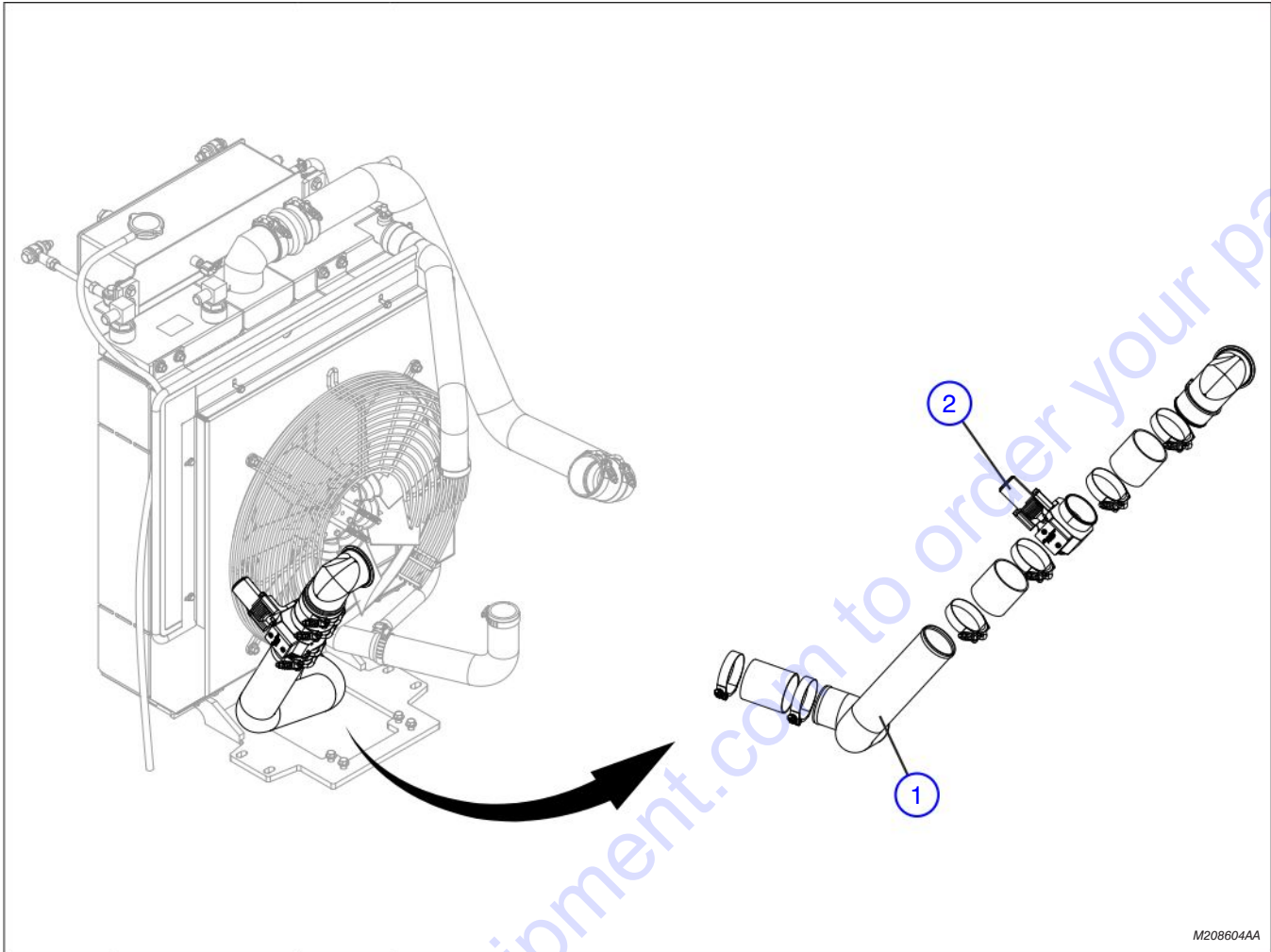
9.18 Harness Positive Air Shutoff T3



M169670AA

Index No.	Skyjack Part No.	Qty.	Description
-	4-169670	1	HARNES, PASV CUMMINS T3
1	4-102707	10	• WIRE, White tew 14 awg
2	4-105568	4	• TERMINAL, 10-12 ga female disc. yellow
3	4-105359	5	• TERMINAL, 14-16 ga female disc. blue
4	4-105360	2	• TERMINAL, m.14-16ga insl.blue
5	4-127131	1	• RELAY, 12V 40 Amp
6	4-105269	176	• CABTIRE, 14/3 SJ
7	4-102955	2	• TERMINAL, 14-16ga,#6 ring blue
8	4-164832	1	• LIGHT, Indicator 12v red
9	4-102710	16	• WIRE, Black tew 16 awg
10	4-102936	2	• TERMINAL, 14-16GA #10 ring blue
11	4-108171	1	• TERMINAL, 10-12AWG, #10 ring yellow
12	4-102941	1	• TERMINAL, 3/8" ring ins blue(14-16 awg)

9.19 Positive Air Shutoff T4i



M208604AA

Index No.	Skyjack Part No.	Qty.	Description
-	4-208604	1	ASSEMBLY, POSITIVE AIR SHUTOFF
1	4-196344	1	• TUBE, CAC outlet with posi air
2	4-169695	1	• VALVE, Shocker pass 3000
3	(Ref.)	1	HARNESS, PASV CUMMINS T3 (For components, refer to Section 9.18)

Telehandler Labels

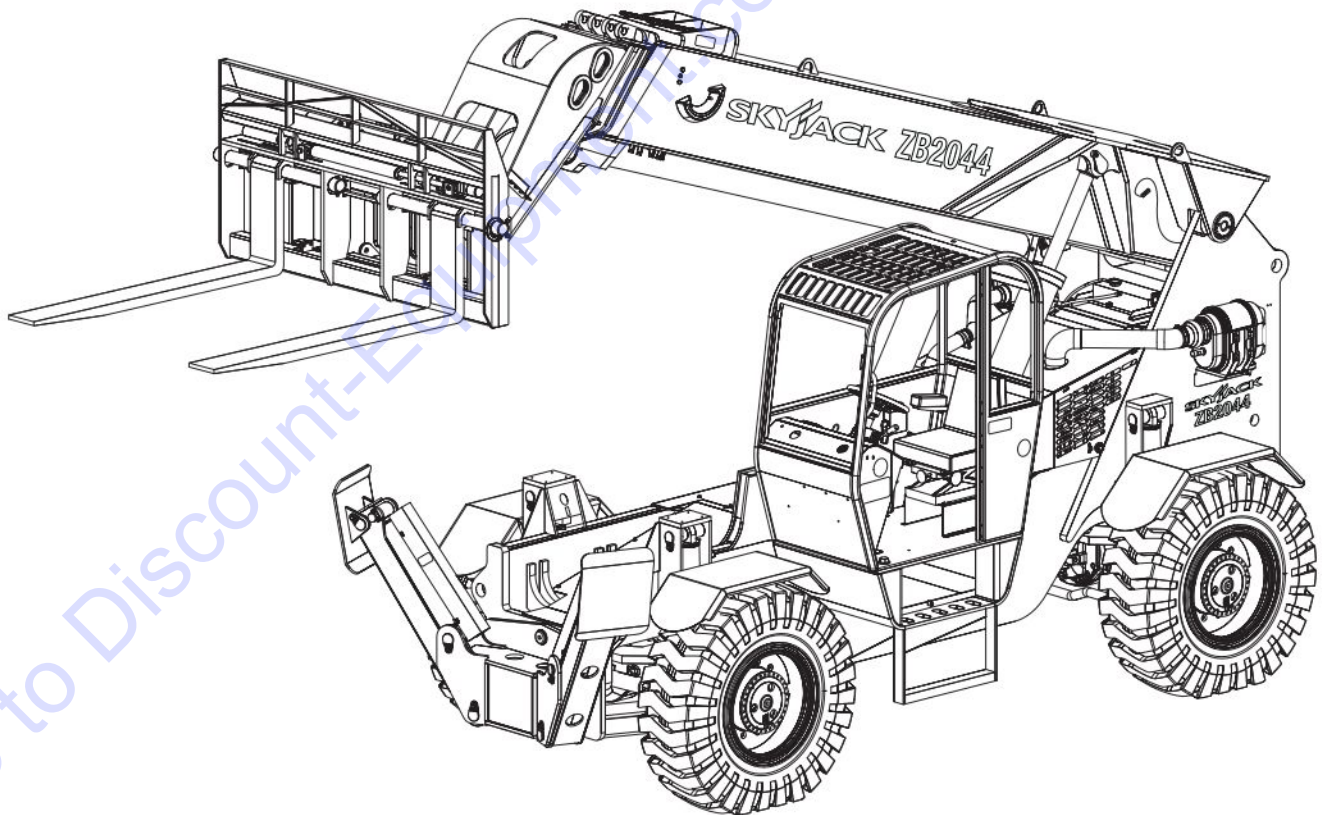
The following label kit is for model ZB2044 telehandler. It excludes serial number nameplates.

Optional Equipment Labels:

Quantities described as 'AR' indicate the following:

- Options or special attachments other than an original supplied
- Quantity of labels may vary and will not be exactly as shown in this section

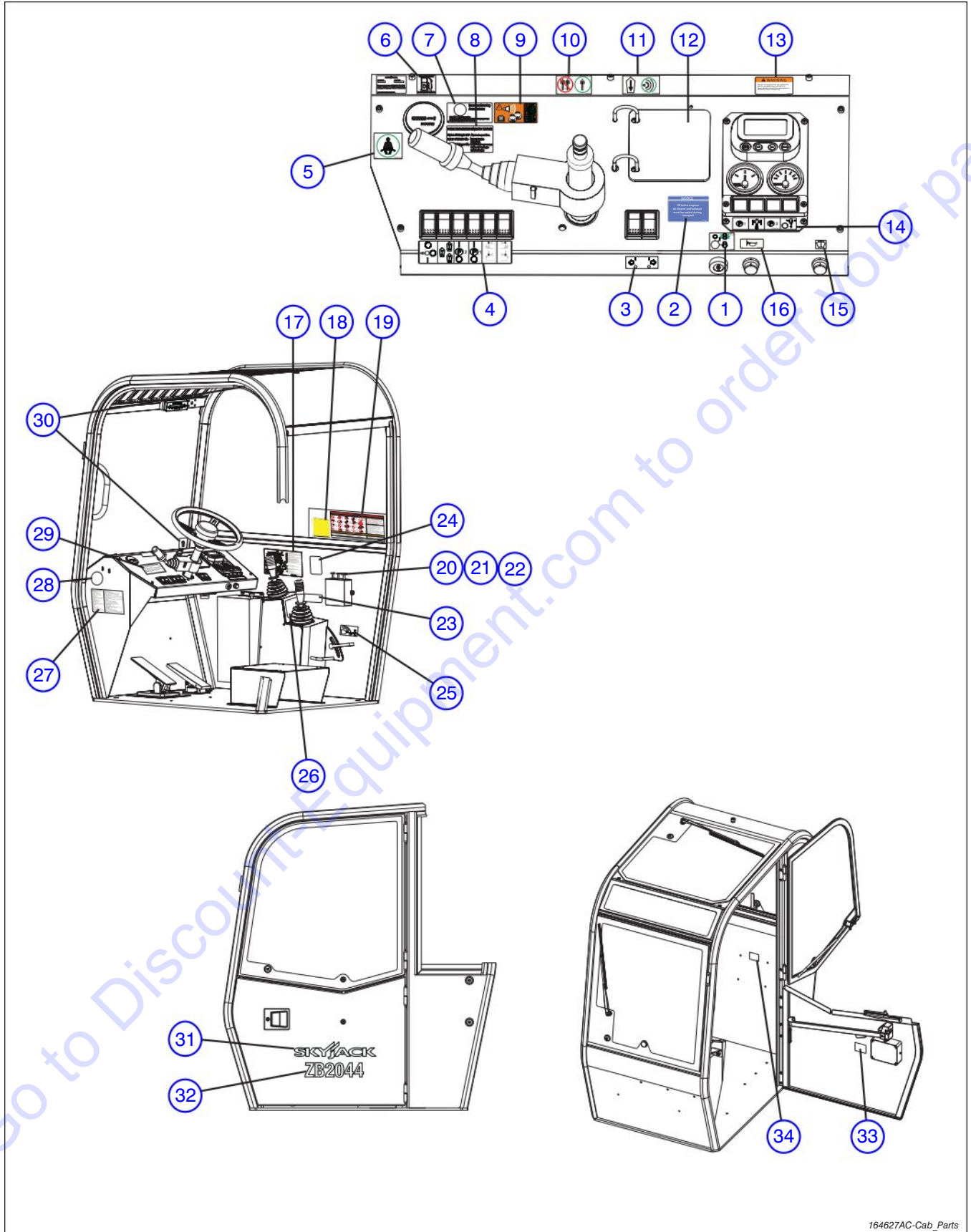
Supply model numbers of both telehandler and optional auxiliary attachment (if equipped) when ordering complete telehandler labels.



ZB2044T3

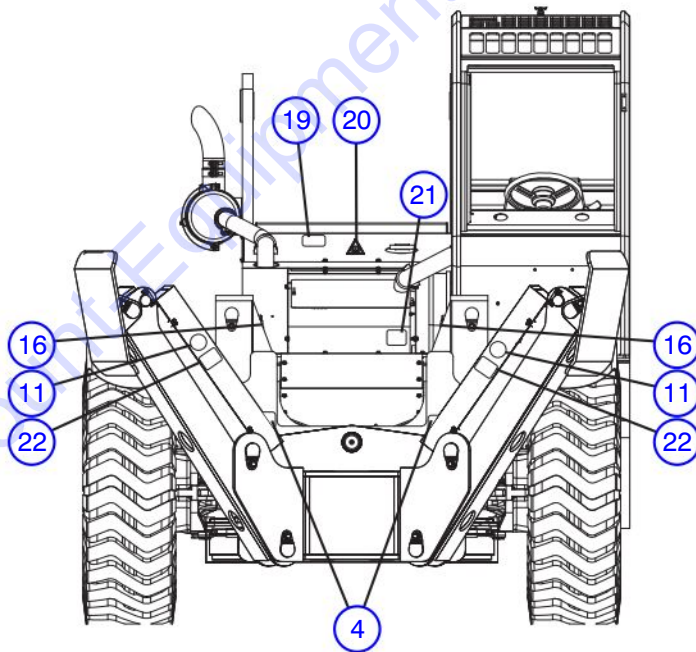
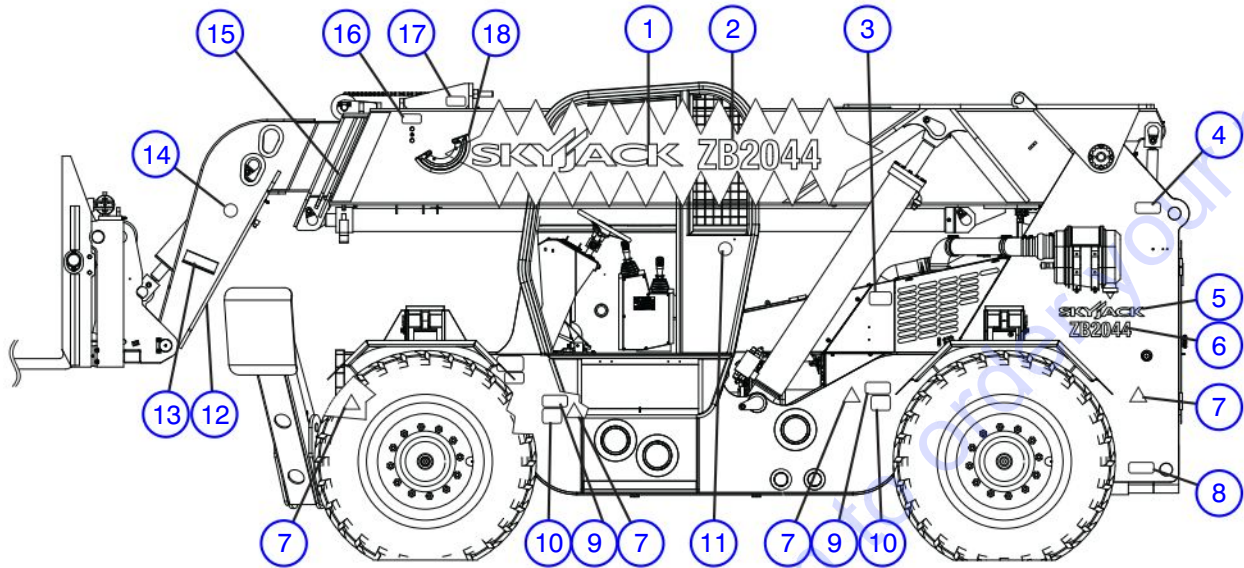
10.1 Operator Cab and Dash Panel Labels

AB



164627AC-Cab_Parts

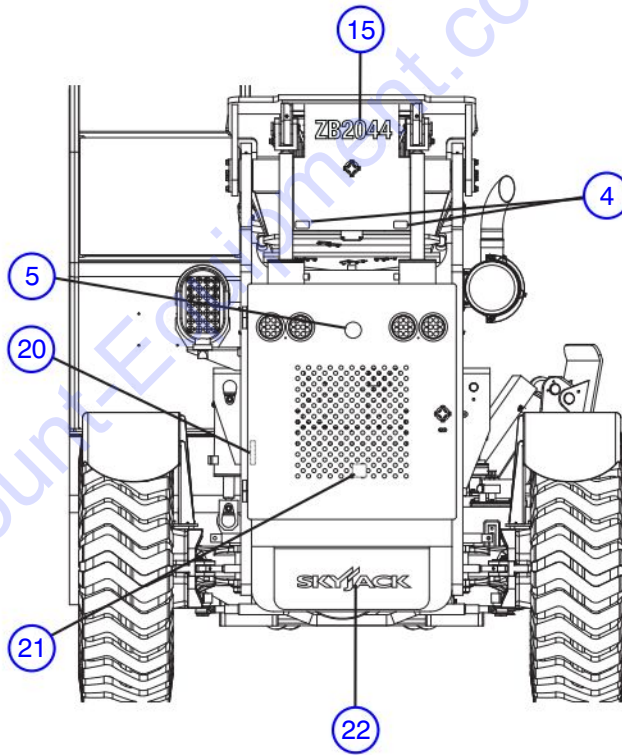
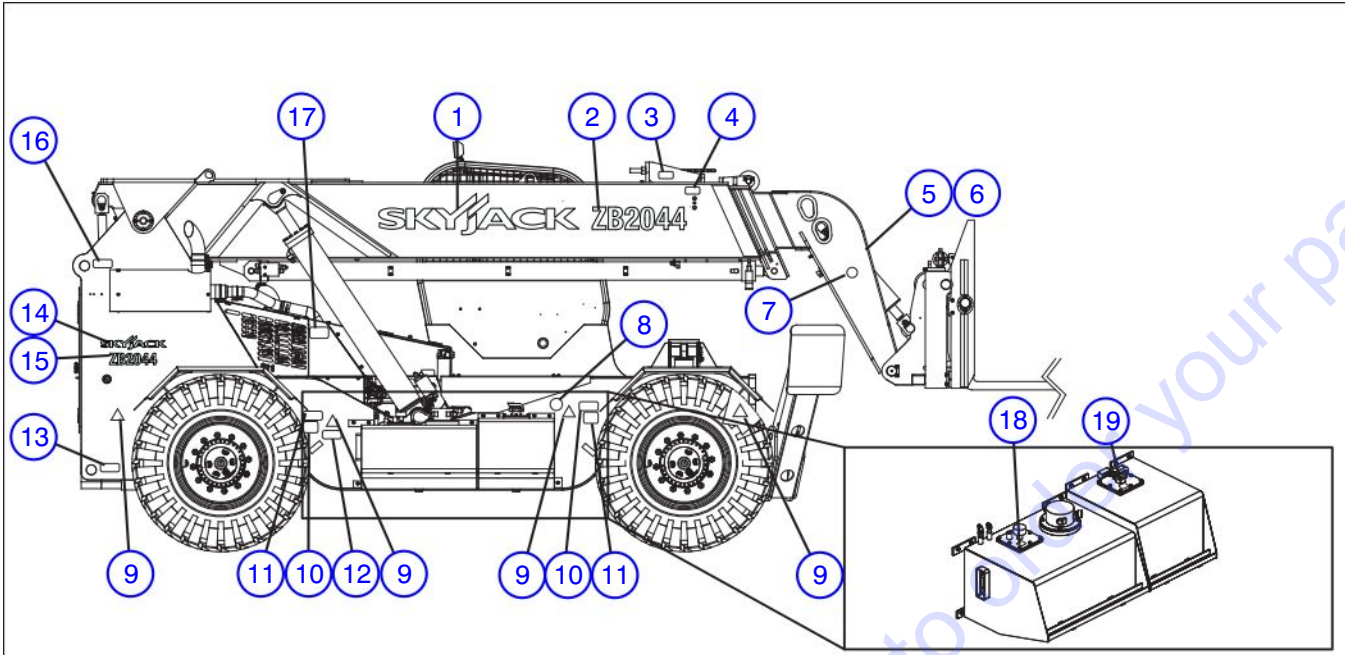
Index No.	Skyjack Part No.	Qty.	Description
1	4-152238	1	LABEL, Off/On(Wait)/Start engine
2	4-152218	1	LABEL, Turbo Engine Air Cleaner
3	4-152239	1	LABEL, Left/Right Turn Signal
4	4-414449	1	LABEL, Function Switches (if equipped)
5	4-152231	1	LABEL, Use Seat Belt
6	4-162852	1	LABEL, Ultra Low Diesel Fuel Only
7	4-413895	1	LABEL, Reserve Steering Accumulator (if equipped)
8	4-413896	1	LABEL, Park Brake/Secondary Brake (if equipped)
9	4-166411	1	LABEL, Lift Circuit Overload Alarm (if equipped)
10	4-152216	1	LABEL, No Riders
11	4-152223	1	LABEL, Backup (Reverse) Alarm (if equipped)
12	4-160648	1	LABEL, Load chart flip set
13	4-152222	1	LABEL, Axle Lock Warning
14	4-166408	1	LABEL, Guage Function (if equipped)
15	4-152241	1	LABEL, Windshield Washer Fluid (if equipped)
16	4-105352	1	LABEL, Horn
17	4-168035	1	LABEL, Grease Locations
18	4-154938	1	LABEL, Forklift Signals
19	4-152224	1	LABEL, Hazard Identification
20	4-157043	1	LABEL, Head/Tail Lights
21	4-152233	1	LABEL, Boom Work Lights
22	4-157044	1	LABEL, Cab Roof Lights
23	4-154990	1	LABEL, Rear Joystick
24	4-154993	1	LABEL, Winch Wperation (if equipped)
	4-157040	1	LABEL, Pipe and Pole Handler (if equipped)
	4-157041	1	LABEL, Bridge Stripper Attachment (if equipped)
	4-157042	1	LABEL, Pipe and Pole Grapppler (if equipped)
25	4-152245	1	LABEL, Tilt Console
26	4-154989	1	LABEL, Front Function Joystick
27	4-152229	1	LABEL, Operator's Checklist
28	4-124362	1	LABEL, No Jewelry
29	4-114252	1	LABEL, California Proposition 65 Warning (Engine\Battery)
30	4-152242	2	LABEL, Windshield Wiper
31	4-158554	1	LABEL, Skyjack Medium White
32	4-164628	1	LABEL, ZB2044 White (15")
33	4-152246	1	LABEL, Squeeze to Open Cab Door
34	4-123628	1	LABEL, Manual Box



161178AB-Front; 161178AC-Right (Cab Side)

Index No.	Skyjack Part No.	Qty.	Description
1	4-161165	1	LABEL, Skyjack Logo White (63")
2	4-164761	1	LABEL, ZB2044 White (30")
3	4-137988	1	LABEL, Crushing Hazard
4	4-124767	3	LABEL, Lift and Tie Down Point
5	4-158554	1	LABEL, Skyjack Medium White
6	4-164628	1	LABEL, ZB2044 White (15")
7	4-139314	4	LABEL, Body Crush Hazard
8	4-157528	1	LABEL, Tie Down Point
9	4-124631	2	LABEL, Wheel Specifications
10	4-152359	2	LABEL, Tire Pressure 90 psi (if equipped)
	4-142384	2	LABEL, Tires Foam Fill Only (if equipped)
11	4-139855	3	LABEL, Stay Clear
12	4-401834	1	LABEL, Auxiliary 2, 3, Fork Shift
13	4-401833	1	LABEL, Auxiliary 1, Side Shift
14	4-152243	1	LABEL, Fork Danger (Not a Platform)
15	4-410368	1	LABEL, Boom Letters
16	4-152230	4	LABEL, Grease Point
17	4-152237	1	LABEL, Keep Chains Tight
18	4-410389	1	LABEL, Boom Angle Indicator
19	4-152219	1	LABEL, Caution! Pressurized Cooling System
20	4-163095	1	LABEL, Caution! Coolant Fill
21	4-400990	1	LABEL, Transmission Dipstick 7 Filler Tube ATF Dextron III
22	4-119866	2	LABEL, Crush Hazard (Hand/Foot)

10.3 Tank and Back Side Labels



161178AB-Back; 161178AB-Left (Tank Side)

10.3 Tank and Back Side Labels

Index No.	Skyjack Part No.	Qty.	Description
1	4-161165	1	LABEL, Skyjack Logo White (63")
2	4-164761	1	LABEL, ZB2044 White (30")
3	4-152237	1	LABEL, Keep Chains Tight
4	4-152230	4	LABEL, Grease Point
5	4-139855	2	LABEL, Stay Clear
6	4-119866	1	LABEL, Crush Hazard (Hand/Foot)
7	4-152243	1	LABEL, Fork Danger (Not a Platform)
8	4-138146	1	LABEL, No Smoking
9	4-139314	4	LABEL, Body Crush Hazard
10	4-124631	2	LABEL, Wheel Specifications
11	4-152359	2	LABEL, Tire Pressure 90 psi (if equipped)
	4-142384	2	LABEL, Tires Foam Fill Only (if equipped)
12	4-400665	1	LABEL, In-Tank Oil Heater (if equipped)
13	4-157528	1	LABEL, Tie Down Point
14	4-158554	1	LABEL, Skyjack Medium White
15	4-164628	1	LABEL, ZB2044 White (15")
16	4-124767	1	LABEL, Lift and Tie Down Point
17	4-137988	1	LABEL, Crushing Hazard
18	4-410338	1	LABEL, Hydraulic Oil
19	4-162852	1	LABEL, Ultra Low Diesel Fuel Only
20	4-152228	1	LABEL, Battery Disconnection/Connection Procedure
21	4-119674	1	LABEL, Battery Disconnect Switch
22	4-158554	1	LABEL, Skyjack Medium White

11.0 RECOMMENDED FLUIDS TABLE

	MODEL	ZB2044
Engine	Fuel Type	Diesel
	Fuel Tank Capacity	49 gal (185 L)
	Recommended Oil Type	15W40 CC/SF
	Coolant Type	60/40 Ethylene glycol/distilled water
Transmission	Type	ATF Dexron III
	Capacity	6.3 gal (24 L)
Axles	Differential	SAE 80W-90 GL-5
	Planetary Wheel Ends	
Hydraulic Oil	Type	Anti-wear ISO Gr. 32
	Tank Capacity	55 gal (208 L)
Grease	Boom Slide Bearings	Sunaplex 992 E.P. 2
	General Greasing	Multi Purpose E.P.

240C

PARTS FINDER

**Search Website
by Part Number**



**Search Manual
Library For Parts
Manual & Lookup Part
Numbers – Purchase
or Request Quote**

Search Manuals

Enter your information to help us find the right parts manual for your machine.

* Brand:

* Model:

* Serial:

* Part Number:

SEARCH

**Can't Find Part or
Manual? Request Help
by Manufacturer,
Model & Description**

Parts Order Form

Please fill in the following information to help us find the right part for your machine.

Manufacturer:	<input type="text"/>
Model:	<input type="text"/>
Description:	<input type="text"/>
Part Number:	<input type="text"/>
Quantity:	<input type="text"/>
Notes:	<input type="text"/>

Submit

Discount-Equipment.com is your online resource for quality parts & equipment.

Florida: **561-964-4949** Outside Florida TOLL FREE: **877-690-3101**

Need parts?

Click on this link: <http://www.discount-equipment.com/category/5443-parts/> and choose one of the options to help get the right parts and equipment you are looking for. Please have the machine model and serial number available in order to help us get you the correct parts. If you don't find the part on the website or on one of the online manuals, please fill out the request form and one of our experienced staff members will get back to you with a quote for the right part that your machine needs.

We sell worldwide for the brands: Genie, Terex, JLG, MultiQuip, Mikasa, Essick, Whiteman, Mayco, Toro Stone, Diamond Products, Generac Magnum, Airman, Haulotte, Barreto, Power Blanket, Nifty Lift, Atlas Copco, Chicago Pneumatic, Allmand, Miller Curber, Skyjack, Lull, Skytrak, Tsurumi, Husquvarna Target, Stow, Wacker, Sakai, Mi-T-M, Sullair, Basic, Dynapac, MBW, Weber, Bartell, Bennar Newman, Haulotte, Ditch Runner, Menegotti, Morrison, Contec, Buddy, Crown, Edco, Wyco, Bomag, Laymor, EZ Trench, Bil-Jax, F.S. Curtis, Gehl Pavers, Heli, Honda, ICS/PowerGrit, IHI, Partner, Imer, Clipper, MMD, Koshin, Rice, CH&E, General Equipment, Amida, Coleman, NAC, Gradall, Square Shooter, Kent, Stanley, Tamco, Toku, Hatz, Kohler, Robin, Wisconsin, Northrock, Oztec, Toker TK, Rol-Air, APT, Wylie, Ingersoll Rand / Doosan, Innovatech, Con X, Ammann, Mecalac, Makinex, Smith Surface Prep, Small Line, Wanco, Yanmar