



PARTS MANUAL (ANSI)

# TELEHANDLERS

MODELS **ZB2044-AMH**



# PARTS FINDER

**Search Website  
by Part Number**



**Search Manual  
Library For Parts  
Manual & Lookup Part  
Numbers – Purchase  
or Request Quote**

**Search Manuals**

Enter your information to help us find the right parts manual for your machine.

\* Brand:

\* Model:

\* Serial:

\* Part Number:

SEARCH

**Can't Find Part or  
Manual? Request Help  
by Manufacturer,  
Model & Description**

**Parts Order Form**

Please fill in the following information to help us find the right part for your machine.

Manufacturer:	<input type="text"/>
Model:	<input type="text"/>
Description:	<input type="text"/>
Part Number:	<input type="text"/>
Quantity:	<input type="text"/>
Notes:	<input type="text"/>

Discount-Equipment.com is your online resource for quality parts & equipment.

Florida: **561-964-4949** Outside Florida TOLL FREE: **877-690-3101**

**Need parts?**

Click on this link: <http://www.discount-equipment.com/category/5443-parts/> and choose one of the options to help get the right parts and equipment you are looking for. Please have the machine model and serial number available in order to help us get you the correct parts. If you don't find the part on the website or on one of the online manuals, please fill out the request form and one of our experienced staff members will get back to you with a quote for the right part that your machine needs.

We sell worldwide for the brands: Genie, Terex, JLG, MultiQuip, Mikasa, Essick, Whiteman, Mayco, Toro Stone, Diamond Products, Generac Magnum, Airman, Haulotte, Barreto, Power Blanket, Nifty Lift, Atlas Copco, Chicago Pneumatic, Allmand, Miller Curber, Skyjack, Lull, Skytrak, Tsurumi, Husquvarna Target, Stow, Wacker, Sakai, Mi-T-M, Sullair, Basic, Dynapac, MBW, Weber, Bartell, Bennar Newman, Haulotte, Ditch Runner, Menegotti, Morrison, Contec, Buddy, Crown, Edco, Wyco, Bomag, Laymor, EZ Trench, Bil-Jax, F.S. Curtis, Gehl Pavers, Heli, Honda, ICS/PowerGrit, IHI, Partner, Imer, Clipper, MMD, Koshin, Rice, CH&E, General Equipment, Amida, Coleman, NAC, Gradall, Square Shooter, Kent, Stanley, Tamco, Toku, Hatz, Kohler, Robin, Wisconsin, Northrock, Oztec, Toker TK, Rol-Air, APT, Wylie, Ingersoll Rand / Doosan, Innovatech, Con X, Ammann, Mecalac, Makinex, Smith Surface Prep, Small Line, Wanco, Yanmar

**This manual is based on Serial Numbers:**

ZB 2044 - AMH Series

Please refer to the website - [www.discount-equipment.com](http://www.discount-equipment.com)  
for older Serial Numbers.

Go to Discount-Equipment.com to order your parts

# ZB2044

## Parts Manual

### General

The information contained in this section is designed to aid the user in locating and identifying replacement parts. Component parts of various assemblies and sub-assemblies comprising the telehandler are illustrated and accompanied by a descriptive parts list. Exploded drawings are used to show relative location of component parts in disassembly order. If a part cannot be found in this section, order by telehandler model number and serial number, giving a complete description of the part.

### Parts Ordering Information

When ordering replacement parts, the complete part number and description should be used to ensure proper identification and delivery of the desired item. This complete identification should also be used when requesting equipment information.

### Method Of Listing

Parts are listed in order according to the reference number shown in the illustration, followed by a full description based upon the "NOUN FIRST" method. That is, the noun name of the part is listed first, then the modifying description information which serves to specifically identify the item. For example: PIN, Clevis. Assemblies or groups are shown at the beginning of a parts list and are identified with the letter references A, B, C, etc. Individual parts in these lists have corresponding letters after their description to identify which assembly or group it is used in. Individual parts without identifying letters are used in all the assemblies or group shown at the beginning of the parts list. Descriptions preceded with an (\*) indicates a serviceable component or

attaching hardware for the higher level assembly. If an index number initially starts with the letter "K", for example "K1", means it's a kit. Any item(s) included in a kit will not have an index number.

### Quantities (Units Per Assy.)

The quantities of each part that are required to complete the assembly. If quantity is (AR), it is understood that the quantity may vary when machine is equipped with certain options. Order quantity as needed.

### Hardware

Standard screws, washers, nuts, etc. are not identified by a reference number. These parts are known as COMMON HARDWARE items and appear indented under the major items with which they are used. They should be ordered separately as listed, since they are not component parts of the pieces they attach to.

### How To Order Repair Parts

1. Address all orders to your Discount-equipment.
2. Specify model and serial number of the telehandler (found on the serial number plate).
3. List the quantity needed.
4. List the length needed (if bulk item).
5. List the part number and description as shown in this manual for each item.
6. Show billing and shipping address and name of individual if possible.
7. Suggest best routing.

CUSTOMER \_\_\_\_\_

DEALER \_\_\_\_\_

MODEL NUMBER \_\_\_\_\_

SERIAL NUMBER \_\_\_\_\_

DATE PURCHASED \_\_\_\_\_



## Table Of Contents

### 1.0 ENGINE AND TRANSMISSION RELATED PARTS

1.1 Engine and Transmission Assembly .....	8
1.2 Cooling System Assembly .....	12
1.3 Front Axle and Frame Level Cylinders .....	14
1.4 Rear Axle and Axle Lock Cylinders .....	16
1.5 Front and Rear Drive Shafts Assembly .....	18

### 2.0 FRAME AND CAB RELATED PARTS

2.1 Sheet Metal Assembly .....	20
2.2 Frame Assembly .....	22
2.3 Engine Exhaust Assembly .....	26
2.4 Air Intake Assembly .....	28
2.5 Outriggers Assembly .....	30
2.6 Fuel Tank Assembly .....	32
2.7 Hydraulic Oil Tank Assembly .....	34
2.8 Mirror Mount Assembly .....	37
2.9 Wheel Assembly .....	38
2.10 Cab Installation .....	39
2.11 Standard Cab Group .....	40
2.12 Instrument Panel Assembly .....	42
2.13 Steering Wheel Assembly .....	46
2.14 Seat Box Assembly .....	47
2.15 Seat Assembly .....	48

### 3.0 VALVES AND MANIFOLDS RELATED PARTS

3.1 Main Valve Assembly .....	52
3.2 Priority Valve Assembly .....	54
3.3 Brake Valve Assembly .....	56
3.4 Return Manifold Assembly .....	58
3.5 Brake Charge Valve Assembly .....	59
3.6 Steering Function Valve Assembly .....	60
3.7 Steering Motor Assembly .....	61
3.8 Charge Accumulators Assembly .....	62
3.9 Dual Charge Brake Pedal Assembly .....	63
3.10 Axle Lock Valve Assembly .....	64
3.11 Frame Level Control Valve Assembly .....	66
3.12 Diverter Valve Assembly .....	67
3.13 Front Joystick Controller Assembly .....	68
3.14 Rear Joystick Controller Assembly .....	70
3.15 Throttle Pedal Assembly .....	72

### 4.0 BOOMS ASSEMBLY RELATED PARTS

4.1 Main Boom Assembly .....	74
4.2 Primary Boom Assembly .....	76
4.3 Secondary Boom Assembly .....	78
4.4 Booms Assembly .....	80
4.5 Boom Cylinders Assembly .....	84

## Table Of Contents

### 5.0 ATTACHMENTS RELATED PARTS

5.1 Standard Carriage Assembly .....	88
5.2 Fork Positioner Carriage Assembly .....	90
5.3 Fork Positioner/Side Shift Q.D. Carriage Assembly .....	92
5.4 72" Service Fork Positioner/Side Shift Carriage Assembly .....	94
5.5 Integral Fork Positioner/Side Shift Carriage Assembly .....	96
5.6 Bridge Stripper Assembly .....	98
5.7 Pipe and Pole Grapppler Assembly .....	100
5.8 Winch Attachment Assembly .....	102
5.9 Jib Boom Attachment .....	104
5.10 Bucket Attachment .....	105
5.11 51" Coil Ram Attachment .....	106

### 6.0 HYDRAULIC HOSE CONNECTION RELATED PARTS

6.1 Main Hydraulics System .....	108
6.2 Steering System .....	110
6.3 Service Brakes Hydraulic System .....	112
6.4 Main Valve - Pilot Control .....	114
6.5 Boom Lift System .....	116
6.6 Frame Level System .....	118
6.7 Rear Axle Lock System .....	120
6.8 Carriage Tilt and Slave Cylinders System .....	122
6.9 Boom Extension System .....	124
6.10 Outriggers System .....	126
6.11 Standard Auxiliary Hydraulics System .....	128
6.12 Optional Auxiliary Hydraulics System .....	130

### 7.0 ELECTRICAL HARNESS RELATED PARTS

7.1 Cab Harness .....	134
7.2 Junction Box .....	136
7.3 Main Wiring Harness .....	138
7.4 Engine Harness .....	140
7.5 Transmission Disconnect and Shifter Harnesses .....	142
7.6 3-Speed Shifter Harness .....	144
7.7 Frame Level and Axle Lock Harnesses .....	145
7.8 Steering and Brakes Harnesses .....	146
7.9 Outrigger Raise/Lower Harness .....	148
7.10 Diverter Valve Harness .....	150
7.11 Dual Batteries Assembly .....	151
7.12 Grid Heater Harness .....	153
7.13 Open Cab Power Module (Aux. Hyd.) .....	154
7.14 Open Cab Power Module (Aux. Hyd. - Head/Tail/Stop Lights) .....	156
7.15 Open Cab Power Module (Aux. Hyd. - Head/Tail/Stop/Boom/Aux. Lights) .....	158
7.16 Enclosed Cab Power Module (Aux. Hyd.) .....	160
7.17 Enclosed Cab Power Module (Aux. Hyd. - A/C - Head/Tail/Stop Lights) .....	162
7.18 Enclosed Cab Power Module (Aux. Hyd. - Head/Tail/Stop Lights) .....	164
7.19 Enclosed Cab Power Module (Aux. Hyd. - Head/Tail/Stop/Boom/Aux. Lights) .....	166
7.20 Front Joystick Harness .....	168
7.21 Rear Joystick Harness .....	169
7.22 Horn / Fuel / Brake Pressure Switch Harness .....	170

## Table Of Contents

### 8.0 OPTIONAL EQUIPMENT RELATED PARTS

8.1 Light Installation Group.....	172
8.2 Lighting Harness .....	173
8.3 Enclosed Cab Group.....	174
8.4 Pop-out Window Assembly .....	175
8.5 Enclosed Cab Interior.....	176
8.6 Wiper Group .....	180
8.7 Fan and Light Attachment.....	181
8.8 Cab Heater Assembly .....	182
8.9 Air Conditioner and Electric Condenser Assembly .....	184
8.10 Boom Lights Assembly .....	186
8.11 Pintle Hook Assembly .....	187
8.12 Fenders Assembly.....	188
8.13 Mud Flaps Assembly.....	189
8.14 Battery Disconnect Switch Assembly .....	190
8.15 M16 Rifle Mount.....	192
8.16 Mine Spec. - Instrument Panel Assembly .....	194
8.17 Mine Spec. - Brakes Harness.....	198
8.18 Mine Spec. - Pressure Switches Harness.....	199
8.19 Mine Spec. - Steering Accumulator Harness.....	200

### 9.0 LABELS AND NAMEPLATES

9.1 Front and Rear Labels.....	202
9.2 Frame Labels - Tank Side.....	203
9.3 Frame Labels - Cab Side.....	204
9.4 Frame Labels - Front and Top .....	205
9.5 Cab Labels .....	206

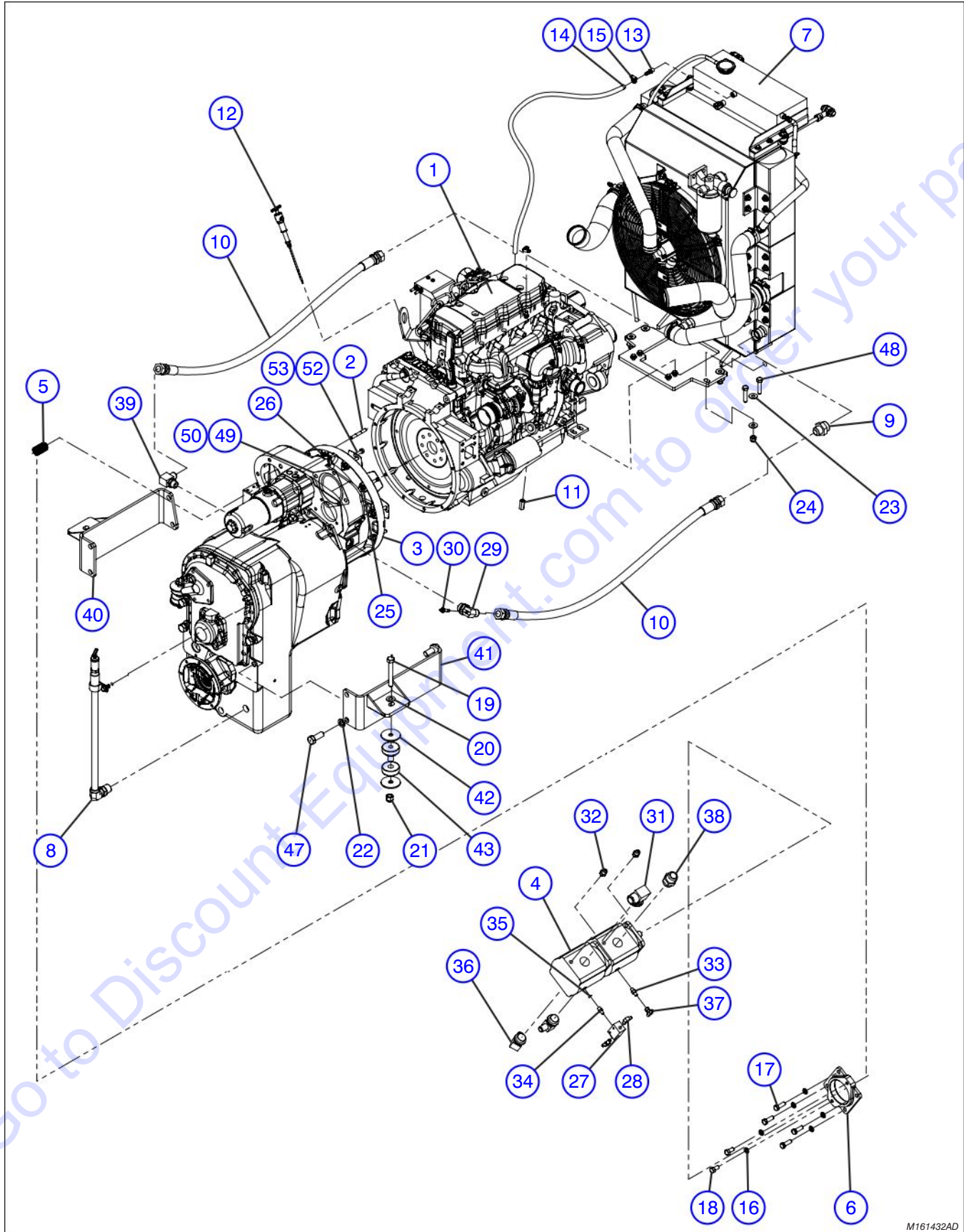
### 10.0 RECOMMENDED FLUIDS TABLE

10.1 Recommended Fluids Table .....	209
-------------------------------------	-----

## 1.0 ENGINE AND TRANSMISSION RELATED PARTS

- 1.1 *Engine & Transmission Assembly*
- 1.2 *Cooling System Assembly*
- 1.3 *Front Axle & Frame Level System*
- 1.4 *Rear Axle & Axle Lock System*
- 1.5 *Drive Shafts Assembly*

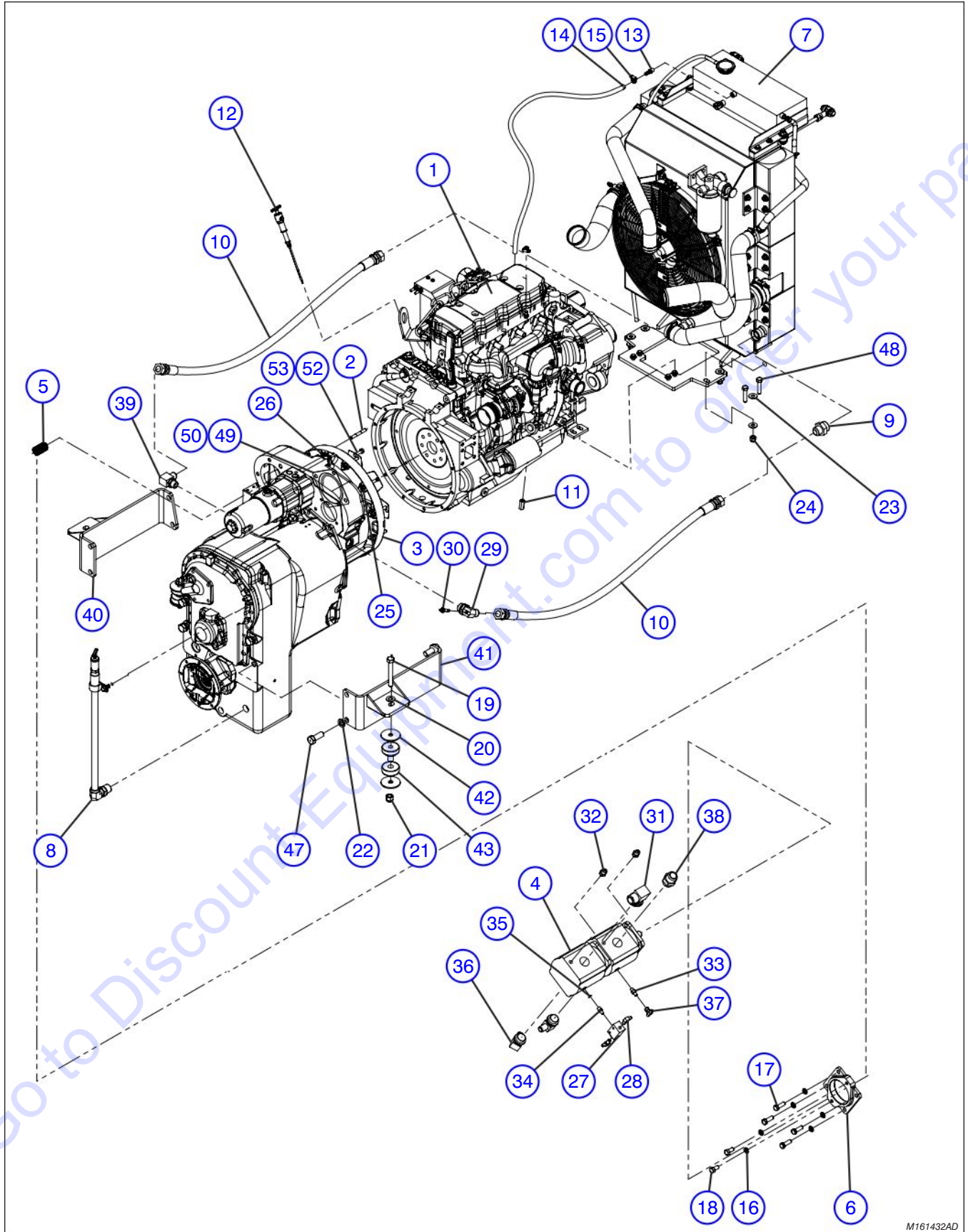




M161432AD

Index No.	Skyjack Part No.	Qty.	Description
-	4-161432	1	ASSEMBLY, ENGINE & TRANSMISSION
1	4-400929	1	• ENGINE, (Cummins QSB4.5C160 T3)
2	4-406489	12	• STUD, (M10 X 1.576 mm double end)
3	4-402700	1	• TRANSMISSION, (DANA T32000, 7C flanges)
4	4-408749	1	• PUMP, Eaton tandem piston
5	4-406680	1	• SPLINE, Oil pump
6	4-406632	1	• FLANGE, Oil pump
7	(Ref.)	1	• ASSEMBLY, Cooling, ZB200XXT3 (For components, refer to Section 1.2)
8	4-400967	1	• ASSEMBLY, Transmission dipstick
9	4-405654	2	• ADAPTER, -20 O-ring, -12 JIC
10	4-411371	2	• ASSEMBLY, Hose, 3/4", -12 JIC
11	4-401411	1	• EXTENSION, Starter wiring
12	4-401420	1	• DIPSTICK, Engine oil
13	4-404668	1	• COUPLER, Brass 3/8 - 1/4
14	4-410757	1	• HOSE, 3/8" I.D., 47.00" LG
15	4-103321	2	• CLAMP, Gear
16	4-411719	6	• WASHER, LOCK (1/2" zinc)
17	4-411711	4	• SCREW, Hex head cap (0.5" NC X 1.5" GR5 zinc)
18	4-411710	2	• SCREW, Hex head cap (0.5" NC X 1" GR5 zinc)
19	4-701762	2	• BOLT, Hex head (0.625-11 x 4.500 GR8)
20	4-700782	2	• WASHER, Flat (0.625 hardened)
21	4-111577	2	• NUT, Hex nylon lock (0.625-11 GR5)
22	4-104002	8	• WASHER, Lock 0.75
23	4-411718	8	• WASHER, Flat 1/2"
24	4-702507	4	• NUT, Hex nylon lock (0.500-13 GR5)
25	4-411815	12	• WASHER, Lock (M10)
26	4-411816	12	• NUT, Hex (M10 X 1.5 zinc)
27	4-412740	1	• VALVE, Check (2-way)
28	4-405629	2	• ADAPTER, 90° elbow, MNPT x MJIC
29	4-404063	1	• ADAPTER, Sender
30	4-407228	1	• SENDER, Temperature
31	4-406249	1	• ADAPTER, MORB x MJIC 90°
32	4-405662	2	• O-RING, SAE, 37° flare
33	4-405658	1	• RING, 37° flare
34	4-405589	1	• ADAPTER, MNPT x MJIC
35	4-406627	1	• O-RING
36	4-406246	2	• O-RING, 90° SAE to male JIC
37	4-405700	1	• SWIVEL, 37° flare, 37° flare
38	4-405656	1	• O-RING, 37° flare SAE
39	4-406243	1	• ADAPTER, 3/4 MORG x 3/4 MJIC 90°
40	4-161372	1	• WELDMENT, Mount RH, transmission
41	4-161375	1	• WELDMENT, Mount LH, transmission
42	4-161429	4	• WASHER, Isolator snubbing
43	4-161438	2	• ISOLATOR, Vibration

**Parts list continued on the following page.**



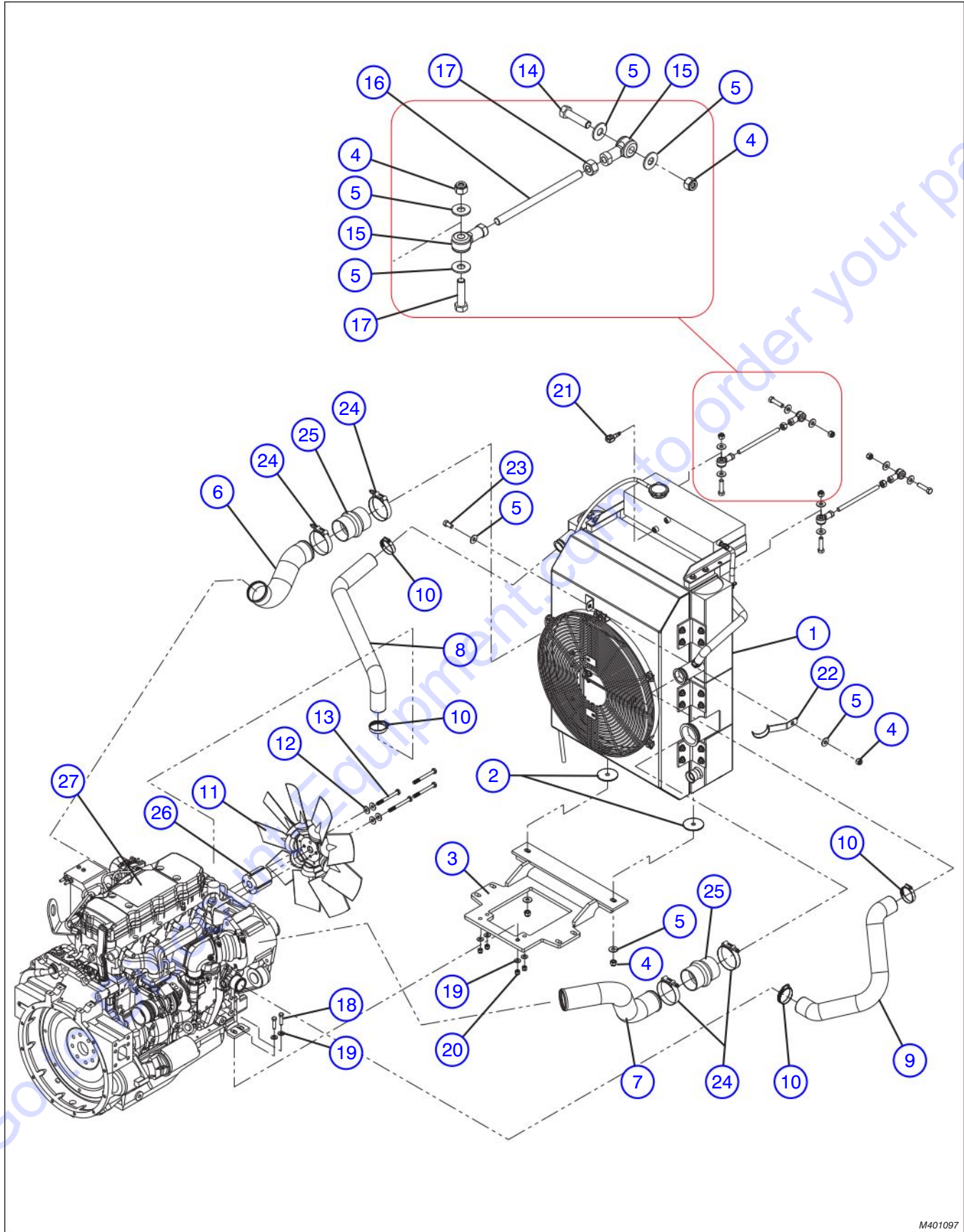
M161432AD

Index No.	Skyjack Part No.	Qty.	Description
<b>Parts list continued from the previous page.</b>			
44	4-105287	11L	• OIL, Engine SAE 10W-30 GR SH CD CF (Not Shown)
45	4-119309	24L	• OIL, ATF Transmission (Not Shown)
46	4-125985	22L	• ANTIFREEZE, 60%, 40% water blended (Not Shown)
47	4-411886	8	• SCREW, Hex head cap (3/4" NF X 2" GR8 DICH)
48	4-106447	4	• BOLT, Hex head (0.5-13 x 2.250 GR8)
49	4-404132	1	• GASKET, Rubber
50	4-410013	1	• O-RING
51	4-165619	8.8L	• WATER, Distilled (Not Shown)
52	4-411693	8	• WASHER, Lock (3/8" Zinc)
53	4-166684	8	• BOLT, Hex head (3/8"-24 x 1.75" Grade 5 plain, half dog point)

Go to Discount-Equipment.com to order your parts



## 1.2 Cooling System Assembly

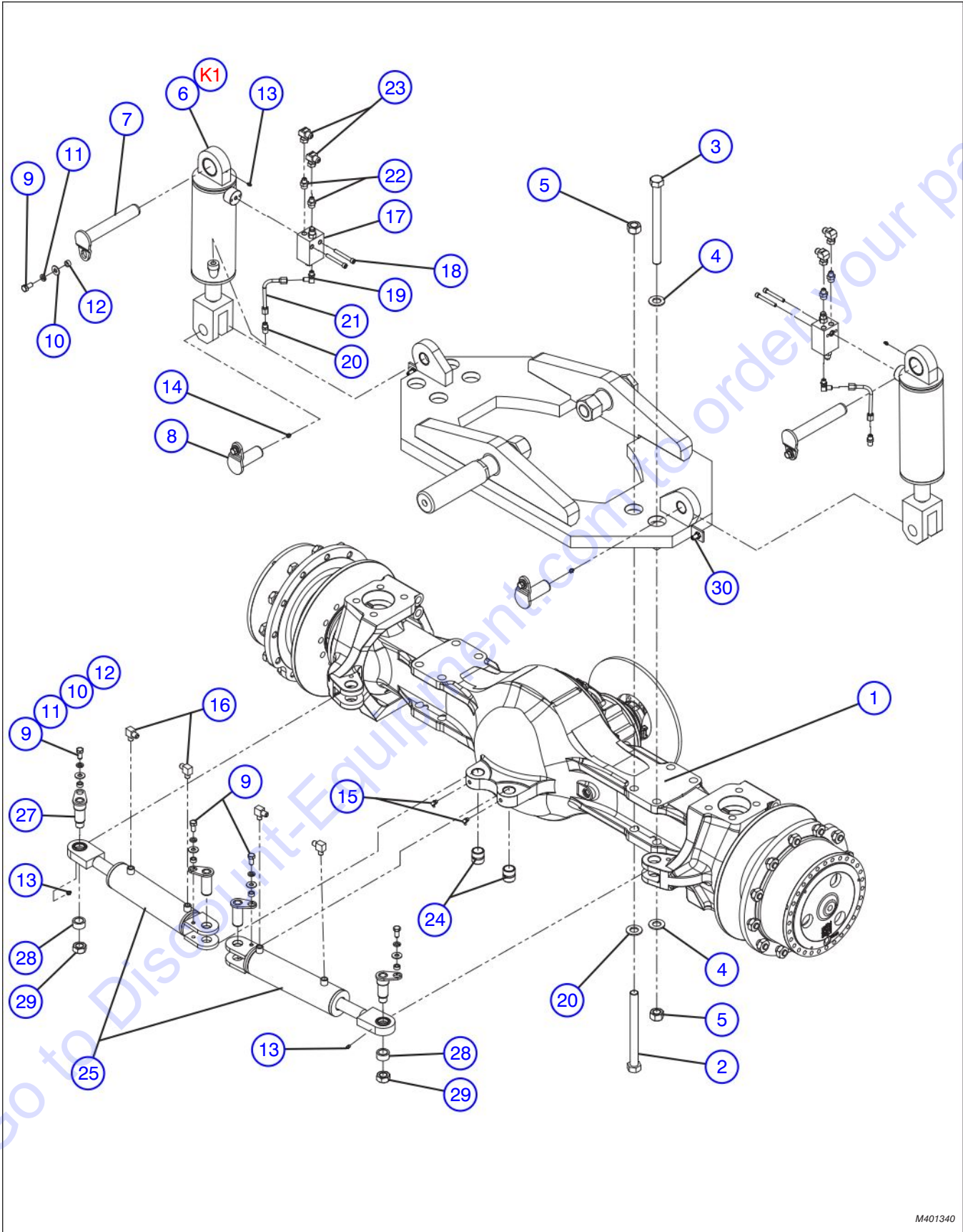


M401097

## 1.2 Cooling System Assembly

Index No.	Skyjack Part No.	Qty.	Description
-	4-401097	1	ASSEMBLY, COOLING SYSTEM
1	4-400968	1	• COOLER, RAD/CAC/TOC
2	4-401154	2	• WASHER, Rubber (2.88" DIA)
3	4-401146	1	• WELDMENT, Cooling support
4	4-411838	7	• NUT, Lock (1/2"-13 NC)
5	4-411718	12	• WASHER, Flat (1/2")
6	4-401141	1	• TUBE, CAC to intake
7	4-401098	1	• TUBE, Turbo to CAC
8	4-401142	1	• HOSE, Hot water
9	4-401143	1	• HOSE, Water return
10	4-411385	4	• CLAMP, Hose
11	4-401095	1	• FAN, COOLING (20" diameter 25°, 9 blade)
12	4-400533	4	• WASHER, Flat (10mm)
13	4-401161	4	• BOLT, Hex head cap (M10 X1.5 X100 class 8.8)
14	4-411712	4	• SCREW, Hex head cap (1/2-13" NC X 2" gr.5 zinc)
15	4-400434	4	• ROD END, (elastomeric, RH thread)
16	4-400435	2	• ROD, Adjustment (1/2"-20 UNF-2B)
17	4-411970	2	• NUT, Lock with nylon insert (1/2"-20)
18	4-411685	4	• SCREW, Hex head cap (3/8" X 1 1/2" NC)
19	4-411694	8	• WASHER, Flat (3/8" zinc)
20	4-411837	4	• NUT, LOCK with nylon insert (3/8" NC zinc)
21	4-401332	1	• SENSOR, ECL
22	4-401462	1	• ASSEMBLY, Hose support
23	4-411710	1	• SCREW, Hex head cap (1/2" NC X 1" gr.5 zinc)
24	4-412575	4	• CLAMP, Tube
25	4-411426	2	• TUBE
26	4-414065	1	• SPACER
27	(Ref.)	-	ASSEMBLY, Engine (For components, refer to Section 1.1)

### 1.3 Front Axle and Frame Level Cylinders



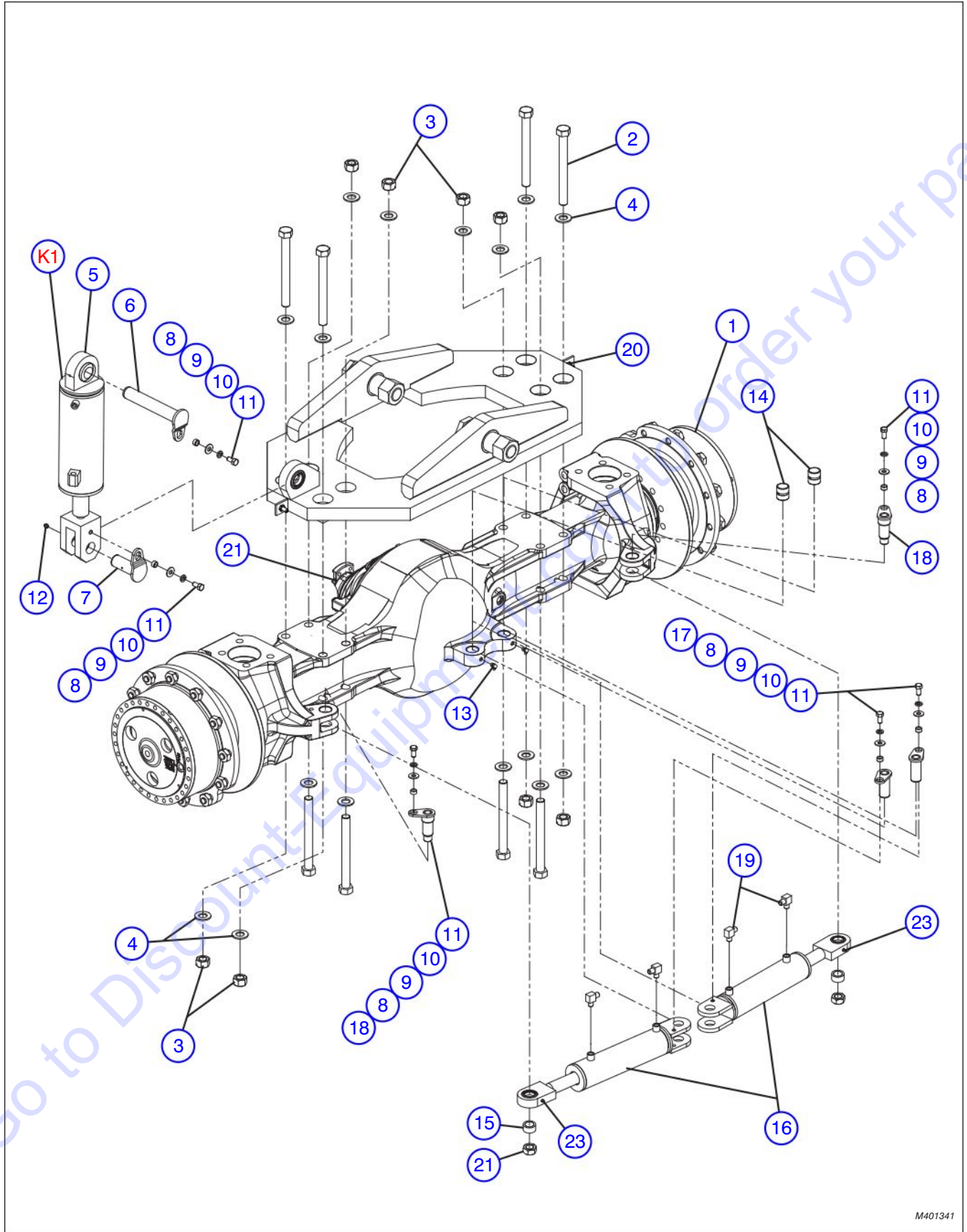
M401340

### 1.3 Front Axle and Frame Level Cylinders

Index No.	Skyjack Part No.	Qty.	Description
-	4-401340	1	ASSEMBLY, FRONT AXLE
1	4-414343	1	• AXLE, PL. Steer, park brake, 7C flange
2	4-411847	4	• BOLT, Hex cap bare (1" NF X 11" gr.8)
3	4-411848	4	• BOLT, Hex cap bare (1" NF X 12" gr.8)
4	4-400492	12	• WASHER, Flat (1" L9 DICH)
5	4-411959	8	• NUT, HEX (1"-14 GR8 zinc DICH)
6	4-409299	2	• CYLINDER, Frame level
	4-410107	4	• • BUSHING, Self-aligning ball
7	4-412859	2	• PIN, Base frame level/axle lock
8	4-412791	2	• ASSEMBLY, Pin (frame level cyl.rod)
9	4-103911	8	• BOLT, Hex cap bare (1/2" NC X 1" gr.5 zinc)
10	4-103468	8	• WASHER, Flat (1/2")
11	4-103470	8	• WASHER, LOCK (1/2" zinc)
12	4-408285	8	• SPACER
13	4-410779	4	• FITTING, Grease (1/4"-28)
14	4-410775	2	• FITTING, Grease (1/8" NPT)
15	4-410776	2	• FITTING, Grease (1/8" NPT, 90°)
16	4-405633	4	• ADAPTER, (MNPT x MJIC 90°, 3/8" X 1/2")
17	4-410250	2	• VALVE, Lock
18	4-411749	4	• BOLT, Socket head cap bare (3/8" NC X 3")
19	4-406253	2	• ADAPTER, MORB X MJIC 90° elbow
20	4-405594	2	• ADAPTER, (3/8" X 3/8", AER, MNPT X MJIC)
21	4-414214	2	• TUBE
22	4-405665	4	• ADAPTER, (-8 MORB, -6JIC)
23	4-406275	4	• ADAPTER, (MJIC X FJIC 90° 1/2" X 1/2" AER)
24	4-407305	2	• STEER Cylinder base mount bearing
25	4-409321	2	• CYLINDER, Steer
26	4-412965	2	• WELDMENT, Steer cylinder base mounting pin
27	4-412964	2	• ASSEMBLY, Pin (steer cylinder)
28	4-407309	2	• SLEEVE, Steer cylinder
29	4-411949	2	• NUT, Lock (1")
30	4-405715	2	• UNION, Male JIC bulkhead
31	4-405659	2	• ADAPTER, MORB X MJIC 1/2" X 1/2" AER) (not shown)
K1	4-408031	1	KIT, Seal (standard)



### 1.4 Rear Axle and Axle Lock Cylinders

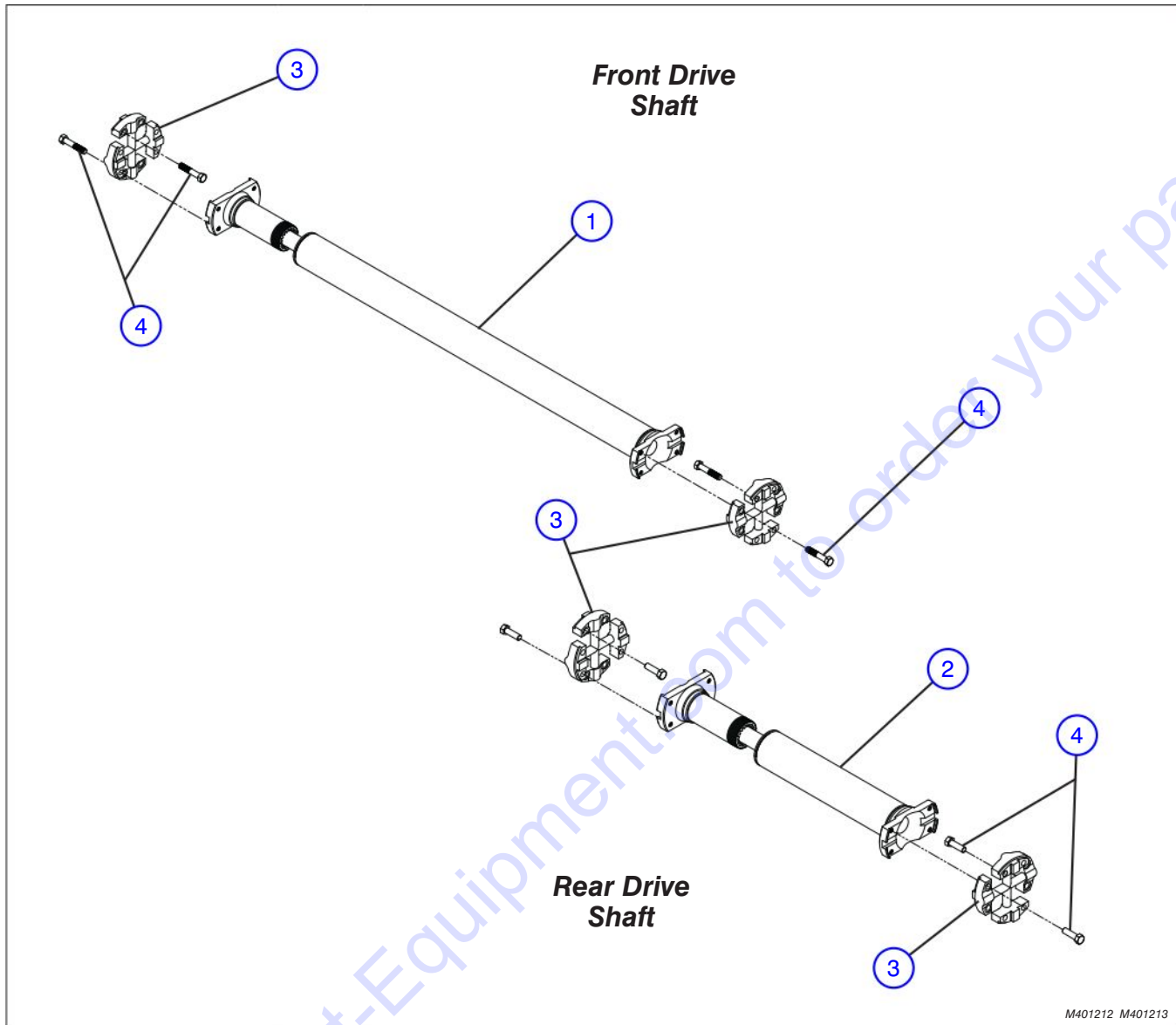


M401341

## 1.4 Rear Axle and Axle Lock Cylinders

Index No.	Skyjack Part No.	Qty.	Description
-	4-401341	1	ASSEMBLY, REAR AXLE
1	4-414344	1	<ul style="list-style-type: none"> <li>• AXLE, Planetary steer (7C flange)</li> </ul>
2	4-411846	8	<ul style="list-style-type: none"> <li>• BOLT, Hex cap bare (1" NF X 10" HEX CAP gr.8)</li> </ul>
3	4-411959	8	<ul style="list-style-type: none"> <li>• NUT, Hex (1"-14 gr. 8 zinc DICH)</li> </ul>
4	4-400492	16	<ul style="list-style-type: none"> <li>• WASHER, FLAT (1" L9 DICH)</li> </ul>
5	4-409293	1	<ul style="list-style-type: none"> <li>• CYLINDER, Axle lock</li> </ul>
	4-410107	2	<ul style="list-style-type: none"> <li>• • BUSHING, Self-aligning ball</li> </ul>
6	4-412859	1	<ul style="list-style-type: none"> <li>• BASE PIN, Frame level/axle lock</li> </ul>
7	4-412791	1	<ul style="list-style-type: none"> <li>• PIN, Frame level cylinder rod</li> </ul>
8	4-408285	6	<ul style="list-style-type: none"> <li>• SPACER</li> </ul>
9	4-103468	6	<ul style="list-style-type: none"> <li>• WASHER, Flat (1/2")</li> </ul>
10	4-103470	6	<ul style="list-style-type: none"> <li>• WASHER, LOCK (1/2" , zinc)</li> </ul>
11	4-103911	6	<ul style="list-style-type: none"> <li>• BOLT, Hex cap (1/2" NC X 1" gr.5 zinc)</li> </ul>
12	4-410775	1	<ul style="list-style-type: none"> <li>• FITTING, GREASE (1/8" NPT)</li> </ul>
13	4-410776	2	<ul style="list-style-type: none"> <li>• FITTING, GREASE (1/8" NPT, 90°)</li> </ul>
14	4-407305	2	<ul style="list-style-type: none"> <li>• STEER Cylinder Base Mount Bearing</li> </ul>
15	4-407309	2	<ul style="list-style-type: none"> <li>• SLEEVE, Steer cylinder</li> </ul>
16	4-409321	2	<ul style="list-style-type: none"> <li>• CYLINDER, Steer</li> </ul>
17	4-412965	2	<ul style="list-style-type: none"> <li>• WELDMENT, Steer cylinder base mounting pin</li> </ul>
18	4-412964	2	<ul style="list-style-type: none"> <li>• PIN, Steer cylinder</li> </ul>
19	4-405633	4	<ul style="list-style-type: none"> <li>• ADAPTER, (MNPT X MJIC 90°, 3/8" X 1/2")</li> </ul>
20	4-405715	2	<ul style="list-style-type: none"> <li>• UNION, Male JIC bulkhead</li> </ul>
21	4-411949	2	<ul style="list-style-type: none"> <li>• NUT, Lock (1")</li> </ul>
22	4-405659	2	<ul style="list-style-type: none"> <li>• ADAPTER, MORB X MJIC 1/2" X 1/2" AER) (not shown)</li> </ul>
23	4-410779	2	<ul style="list-style-type: none"> <li>• FITTING, GREASE (1/4"-28)</li> </ul>
K1	4-408030	1	KIT, Seal (delta)

### 1.5 Front and Rear Drive Shafts Assembly



M401212 M401213

Index No.	Skyjack Part No.	Qty.	Description
1	4-401212	1	ASSEMBLY, FRONT DRIVE SHAFT
2	4-401213	1	ASSEMBLY, REAR DRIVE SHAFT
3	4-414034	2	• U-JOINT, (7C)
4	4-411862	16	• SCREW, Hex Head Cap (1/2"-20 UNF X 2")

2.1 Sheet Metal Assembly

2.2 Frame Assembly

2.3 Engine Exhaust Assembly

2.4 Air Intake Assembly

2.5 Outriggers Assembly

2.6 Fuel Tank Assembly

2.7 Hydraulic Oil Tank Assembly

2.8 Mirror Mount Assembly

2.9 Wheel Assembly

2.10 Cab Installation

2.11 Standard Cab Group

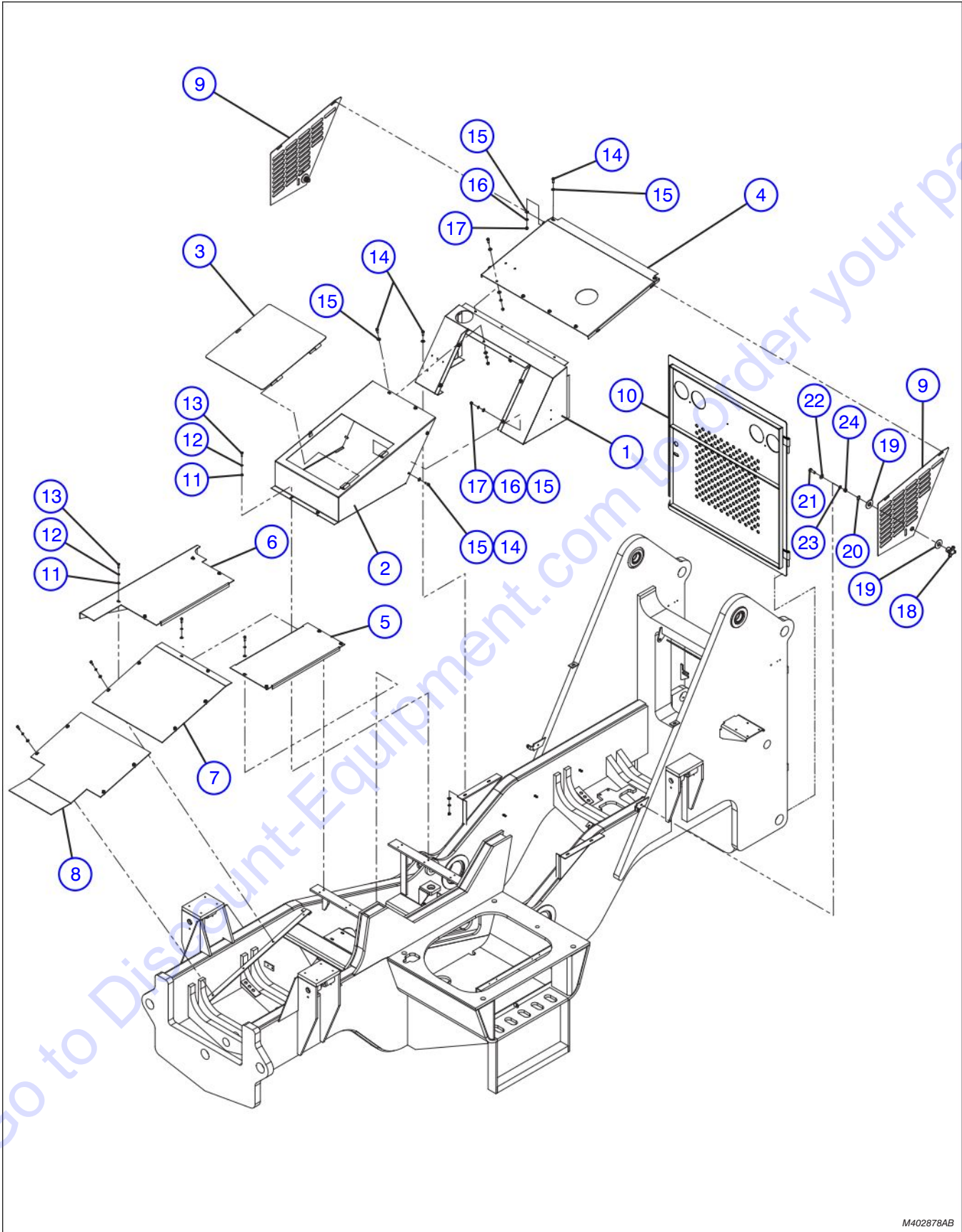
2.12 Instrument Panel

2.13 Steering Wheel Assembly

2.14 Seat Box Assembly

2.15 Seat Assembly

2.1 Sheet Metal Assembly



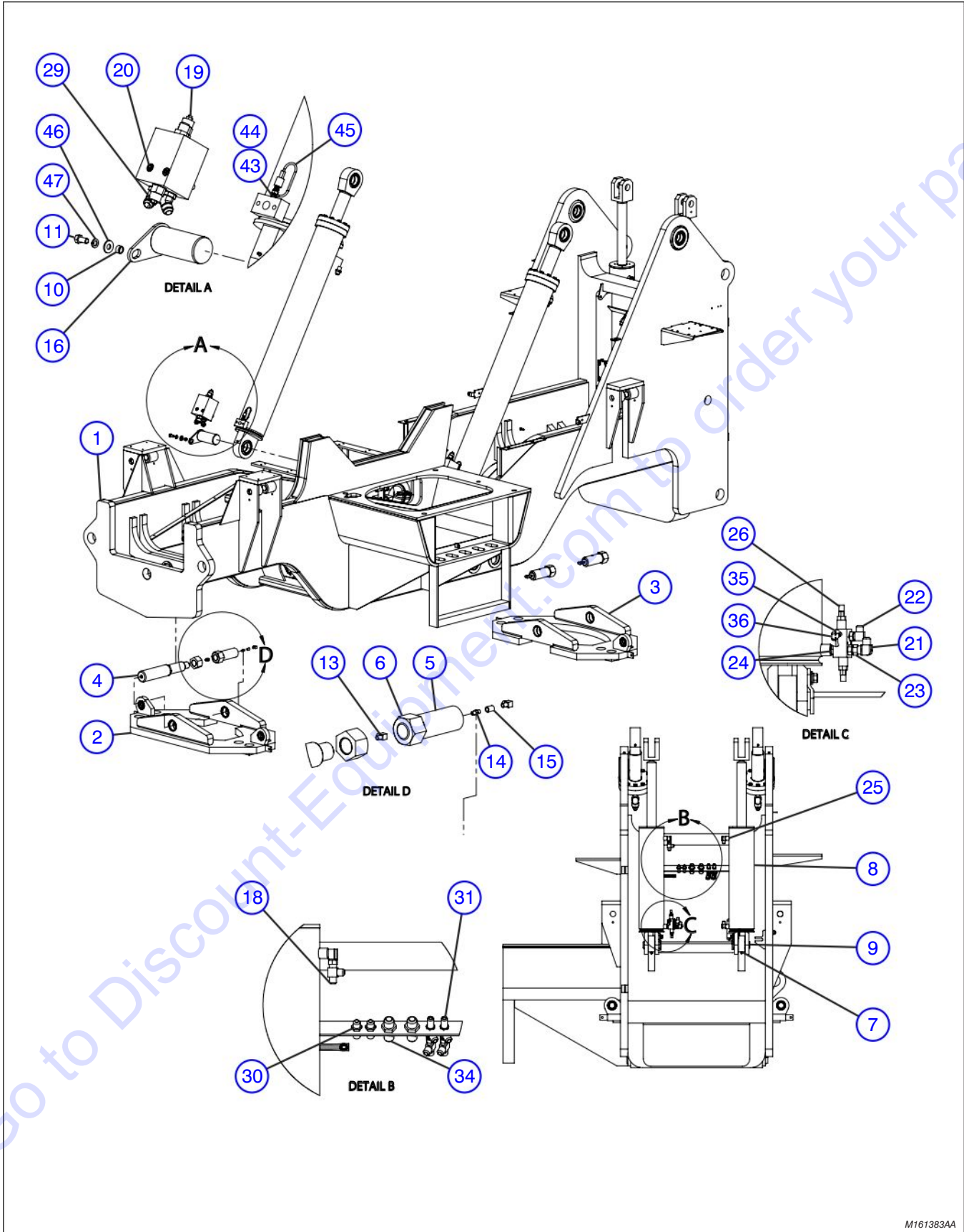
M402878AB

## 2.1 Sheet Metal Assembly

Index No.	Skyjack Part No.	Qty.	Description
-	4-402878	-	ASSEMBLY, SHEET METAL (ZB200XX)
1	4-401101	1	• COVER, Main (painted assembly)
2	4-401104	1	• COVER, Transmission (painted assembly)
3	4-412777	1	• COVER, Door (painted assembly)
4	4-401107	1	• COVER, PANEL (painted assembly)
5	4-400888	1	• COVER, Main (painted assembly)
6	4-401353	1	• COVER, Rear frame (painted)
7	4-406169	1	• PLATE, Rear deck (painted)
8	4-406171	1	• PLATE, Front deck (painted)
9	4-401110	2	• DOOR, Painted
10	4-401288	1	• DOOR, Rear painted
11	4-411680	20	• WASHER, Flat (5/16")
12	4-411681	20	• WASHER, Lock (5/16" zinc)
13	4-411673	20	• SCREW, Hex head cap (5/16" X 1" NC gr.5 zinc)
14	4-411684	16	• SCREW, Hex head cap (3/8" NC X 1" gr.5 zinc)
15	4-411694	32	• WASHER, Flat (3/8" zinc)
16	4-411693	16	• WASHER, Lock (3/8" zinc)
17	4-411695	16	• NUT, Hex (3/8" NC)
18	4-404641	3	• DOOR KNOB
19	4-411747	6	• WASHER, Flat (1" NC)
20	4-404830	3	• RING, Retainer (external 1")
21	4-411711	3	• SCREW, Hex head cap (1/2" NC X 1 1/2" gr.5 zinc)
22	4-411718	3	• WASHER, Flat (1/2")
23	4-411719	3	• WASHER, LOCK (1/2" zinc)
24	4-411720	3	• NUT, (1/2"-13 NC)
25	4-406177	1	• DOOR HASP, Rear door (not shown)



## 2.2 Frame Assembly



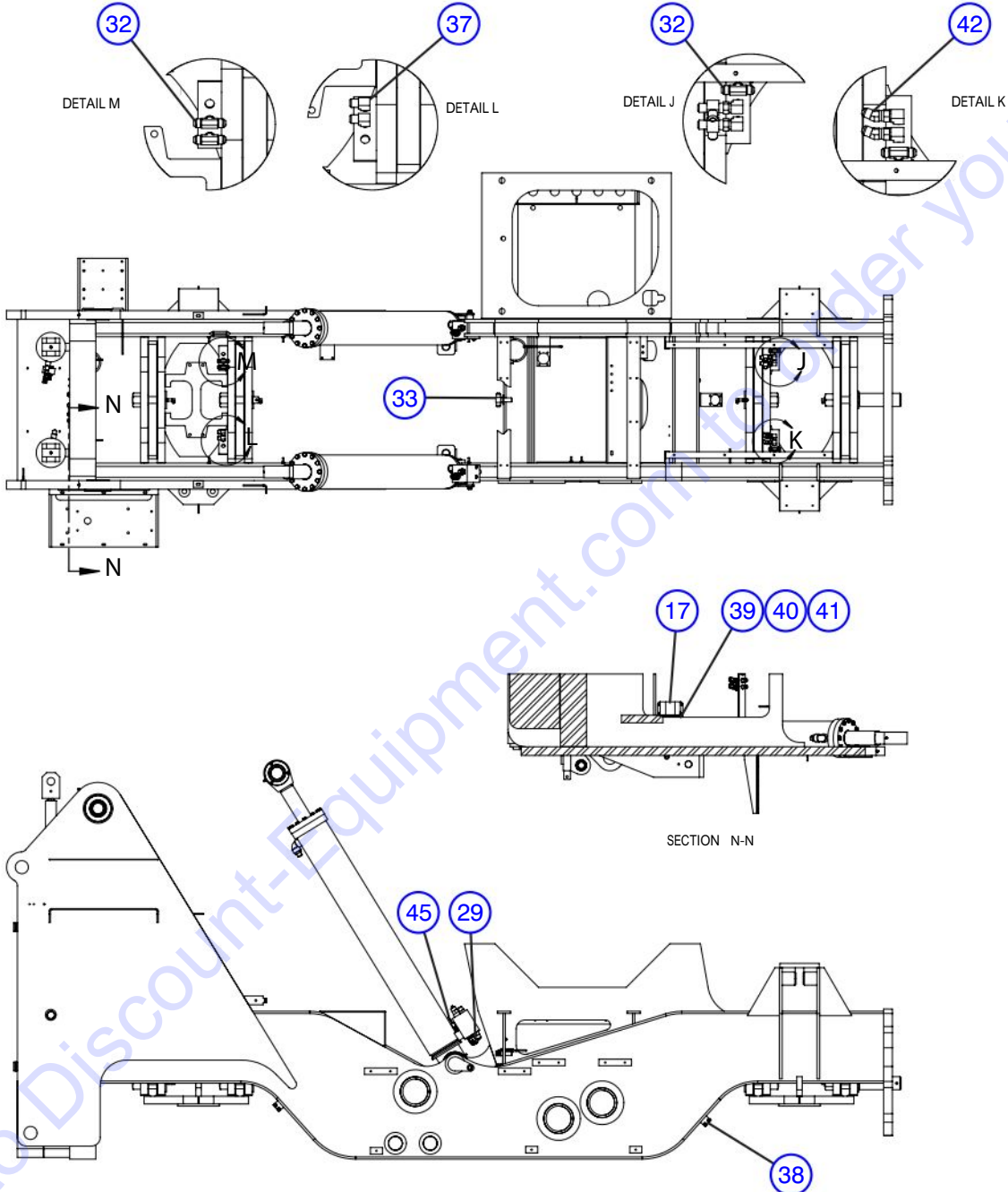
M161383AA

## 2.2 Frame Assembly

Index No.	Skyjack Part No.	Qty.	Description
-	4-161383	-	ASSEMBLY, Frame, ZB2044
1	4-161384	1	• WELDMENT, Frame ZB2044
2	4-412853	1	• WELDMENT, Rocker plate - frame tilt
3	4-412854	1	• WELDMENT, Rocker plate - axle lock
4	4-406058	1	• PIN, Axle pivot, front
5	4-412768	3	• PIN, Welded subassembly
6	4-411929	4	• NUT, 1-3/4"-12 Nyloc heavy jam, ZP
7	4-410775	9	• FITTING, Grease 1/8" NPT
8	(Ref.)	-	• CYLINDER, Tilt/slave (For components, refer to Section 4.5)
9	4-413007	2	• PIN, Extention/slave/carrier tilt cylinder
10	4-408285	4	• SPACER (ref: 60B-71)
11	4-103911	4	• BOLT, Hex head 0.50-13 x 1.000 GR5
12	(Ref.)	-	• CYLINDER, Lift, 7.00" bore (For components, refer to Section 4.5)
13	4-405628	4	• ELBOW, MNPT x MJIC 90°
14	4-406302	3	• NIPPLE, Pipe/external pipe, 1/8
15	4-411617	3	• COUPLING, 1/8, black, malleable
16	4-401270	2	• WELDMENT, Lift cylinder pin
18	4-405703	5	• SWIVEL, 37° flare, 37° flare
19	4-410204	2	• VALVE, Lock 20044 lift and extension cylinders
20	4-411756	4	• CAP, SOC head, 1/2 NC x 4, bare
21	4-406275	3	• ADAPTER, MJIC x FJIC, 90° 1/2 x 1/2 AER
22	4-406257	1	• ADAPTER, MORB 1/2" ORB x 1/2 JIC 90°
23	4-405666	1	• O-RING, 37° flare, SAE
24	4-405599	1	• PIPE, Ext. 37° flare
25	4-405637	3	• ADAPTER, MNPTX MJIC AER
26	4-404752	1	• VALVE, Crossover relief
27	4-405648	2	• ADAPTER, MORB x MJIC
28	4-405582	2	• ADAPTER, MNPT x MJIC
29	4-406235	2	• ADAPTER, MORB x MJIC 45°
30	4-405716	2	• UNION, JIC bulkhead
31	4-405692	2	• O-RING, Boss, 37° flare SAE
34	4-405714	2	• ADAPTER, JIC/JIC bulkhead
35	4-406628	2	• O-RING, BUNA "N" 1/2"
36	4-409173	1	• ORING, Boss plug
43	4-103166	2	• NIPPLE, Hex brass 1/8 MPT (ref: 122-A)
44	4-410716	2	• QUICK CONNECT, 1/4" male
45	4-410719	1	• CAP, Quick coupler dust
46	4-103468	4	• WASHER, Flat 0.500 SAE AA
47	4-103470	4	• WASHER, Lock 0.50 GR5

Parts list continued on the following page.

2.2 Frame Assembly - Continued



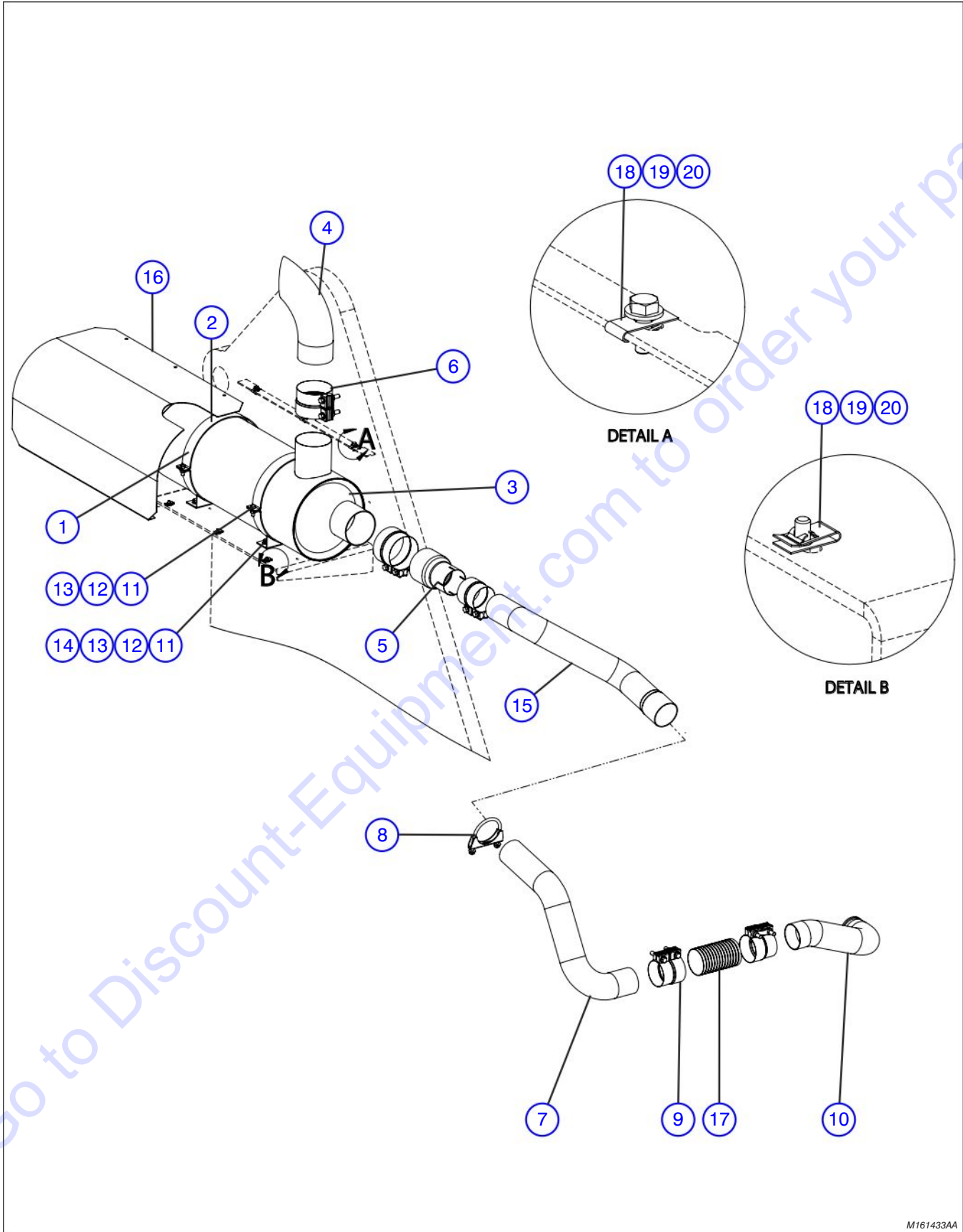
M161383AA

2.2 Frame Assembly - Continued

Index No.	Skyjack Part No.	Qty.	Description
-	4-161383	-	<p style="text-align: center;"><b>Parts list continued from the previous page.</b></p> <p>ASSEMBLY, Frame, ZB20044</p>
17	4-401112	1	<ul style="list-style-type: none"> <li>• ALARM, Backup, 87-112 dB</li> </ul>
29	4-406235	2	<ul style="list-style-type: none"> <li>• ADAPTER, MORB x MJIC 45°</li> </ul>
32	4-405685	4	<ul style="list-style-type: none"> <li>• TEE, Male JIC bulkhead</li> </ul>
33	4-405683	2	<ul style="list-style-type: none"> <li>• TEE, 37° flare bulkhead</li> </ul>
37	4-405722	6	<ul style="list-style-type: none"> <li>• ELBOW, Male JIC, bulkhead AER</li> </ul>
38	4-406595	4	<ul style="list-style-type: none"> <li>• FITTING, FNPT x MJIC bulkhead (2239-2-4)</li> </ul>
39	4-103995	4	<ul style="list-style-type: none"> <li>• WASHER, Flat 0.250</li> </ul>
40	4-104000	2	<ul style="list-style-type: none"> <li>• WASHER, Lock 0.25</li> </ul>
41	4-103980	2	<ul style="list-style-type: none"> <li>• NUT, Hex head 0.25-20 GR5</li> </ul>
42	4-406271	2	<ul style="list-style-type: none"> <li>• SWIVEL, FJIC x MJIC 45°</li> </ul>
45	4-410719	1	<ul style="list-style-type: none"> <li>• CAP, Quick coupler dust</li> </ul>

Go to Discount-Equipment.com to order your parts

### 2.3 Engine Exhaust Assembly



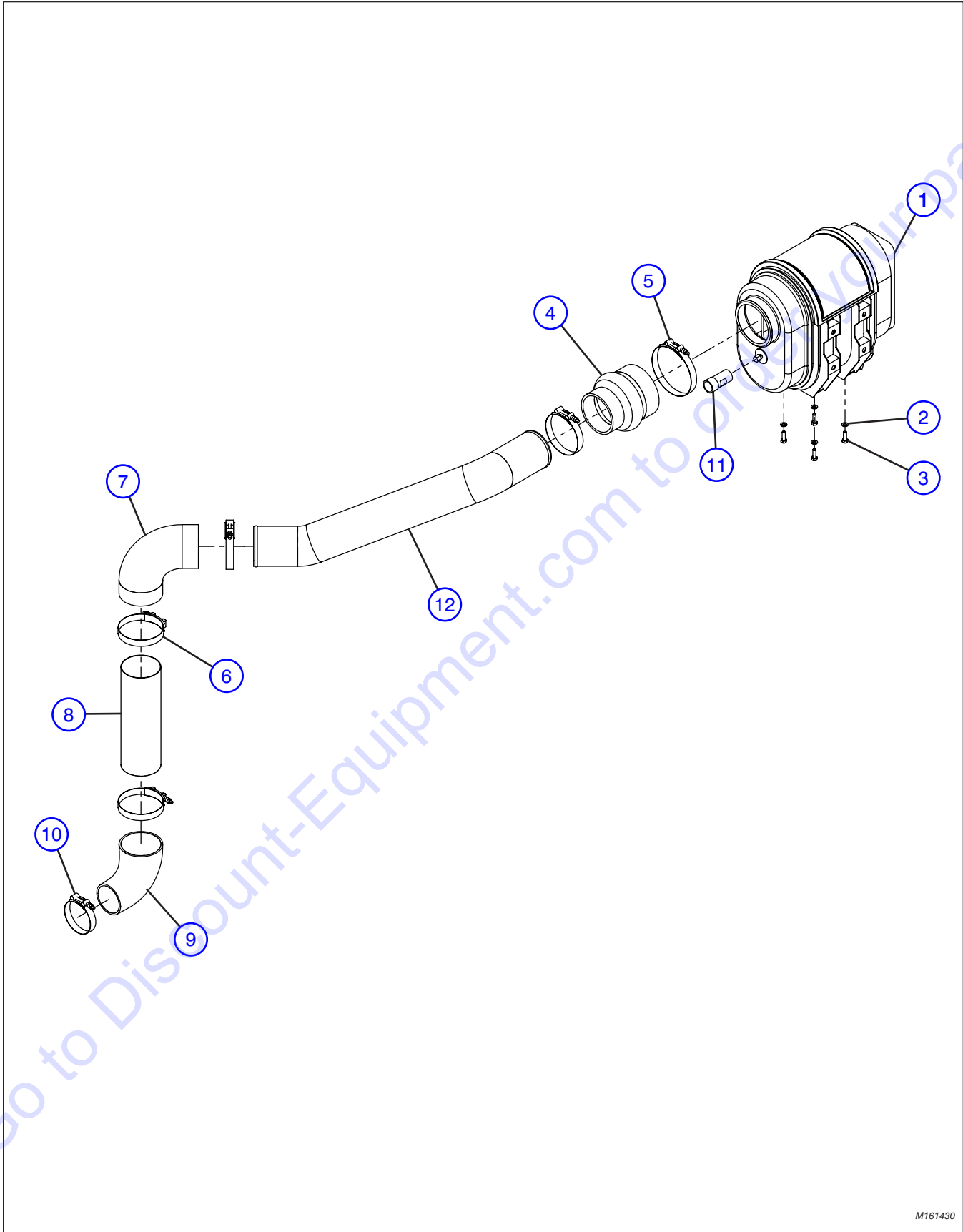
M161433AA



### 2.3 Engine Exhaust Assembly

Index No.	Skyjack Part No.	Qty.	Description
-	4-161433	1	ASSEMBLY, EXHAUST ZB20044T3
1	4-412910	2	• ASSEMBLY, Exhaust mount
2	4-412055	2	• MOUNT
3	4-411550	1	• MUFFLER
4	4-412052	1	• PIPE
5	4-412053	1	• REDUCER
6	4-401132	2	• CLAMP, Exhaust (stepped 4.0" dia)
7	4-401118	1	• PIPE, Exhaust
8	4-411650	1	• CLAMP, Muffler
9	4-401117	3	• CLAMP, Exhaust (stepped 3.0" dia)
10	4-162981	1	• WELDMENT, Exhaust
11	4-411673	8	• SCREW, Hex head cap (5/16" X 1" NC gr. 5)
12	4-411680	8	• WASHER, FLAT (5/16")
13	4-411682	8	• NUT, Hex (5/16 NC zinc)
14	4-411681	4	• WASHER, Lock (5/16" zinc)
15	4-161435	1	• PIPE, 3" Exhaust
16	4-163535	1	• COVER, Exhaust
17	4-163531	1	• PIPE, Flex
18	4-103856	6	• BOLT, Hex head (0.25"-20 x 0.750 GR5)
19	4-103995	6	• WASHER, Flat 0.250"
20	4-163459	3	• NUT, Speed-clip (1/4"-20 x 0.56 depth)
21	4-149496	3	• NUT, Speed-clip (1/4"-20 x 0.5 depth)

## 2.4 Air Intake Assembly

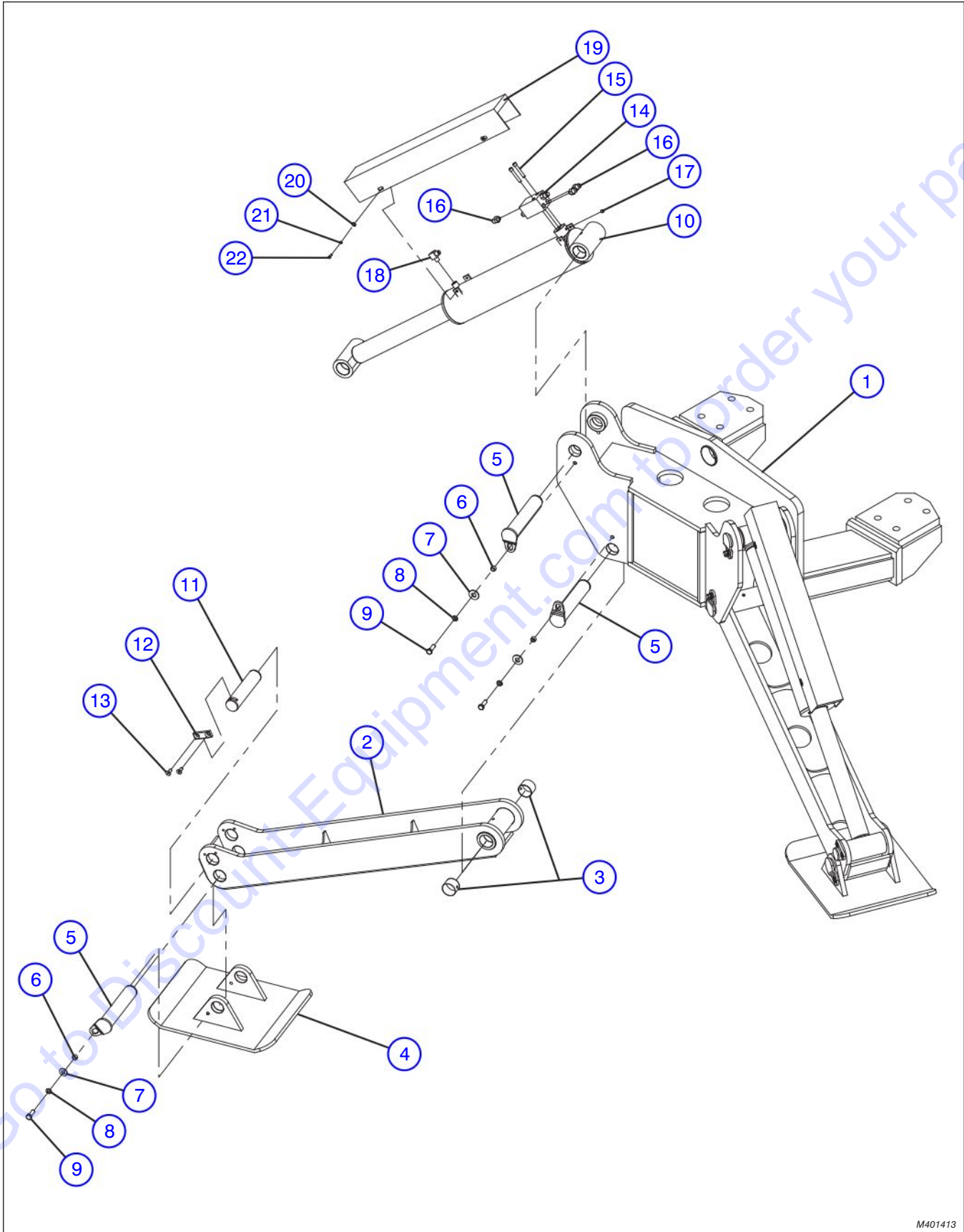


M161430

## 2.4 Air Intake Assembly

Index No.	Skyjack Part No.	Qty.	Description
-	4-161430	1	ASSEMBLY, AIR INTAKE
1	4-401271	1	• ASSEMBLY, Air cleaner
2	4-411806	4	• WASHER, Flat (M8 zinc)
3	4-411800	4	• BOLT, Hex cap (M8-1.25x25)
4	4-412019	1	• REDUCER, Rubber hump hose
5	4-412579	1	• CLAMP, T-Bolt (5.25-5.56")
6	4-412578	6	• CLAMP, T-Bolt, (4.25-4.56")
7	4-412022	1	• ELBOW, (4" X 4" X 90°)
8	4-401156	1	• PIPE, Air Cleaner (4.0 DIA x 12.0" LG)
9	4-410199	1	• ELBOW, Hose 90°, 3" to 4" reducer
10	4-412575	1	• CLAMP, T-bolt (3.25" - 3.56" DIA)
11	4-413142	1	• INDICATOR, Restriction
12	4-161431	1	• TUBE, CAC to Intake

## 2.5 Outriggers Assembly



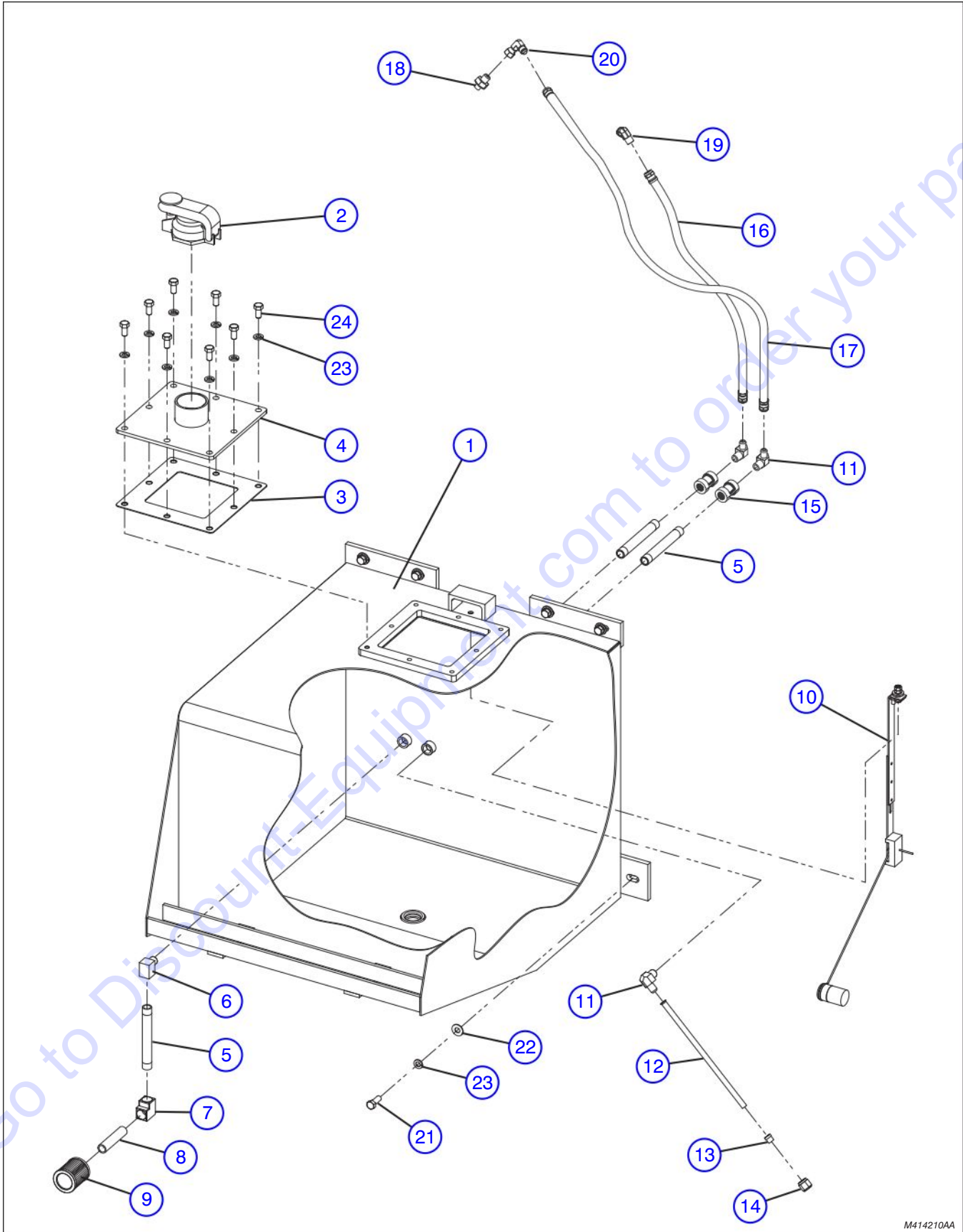
M401413

## 2.5 Outriggers Assembly

Index No.	Skyjack Part No.	Qty.	Description
-	4-402885	1	ASSEMBLY, OUTRIGGERS
1	4-412769	1	• WELDMENT, Outrigger
2	4-412770	2	• ARM WELDMENT, Outrigger
3	4-403272	4	• BEARING, Garlock
4	4-400938	2	• WELDMENT, Outrigger pad
5	4-412958	6	• PIN ASSEMBLY, Outrigger arm mounting
6	4-408285	6	• SPACER
7	4-103468	6	• WASHER, FLAT (1/2" )
8	4-103470	6	• WASHER, LOCK (1/2")
9	4-103907	6	• SCREW, Hex head cap (1/2"-13 X 1 1/2" gr.5)
10	4-409297	2	• CYLINDER, Outrigger
11	4-407216	2	• PIN, Outrigger
12	4-412349	2	• BAR, Lock
13	4-411769	4	• SCREW, Flat socket cap bare (3/8" NC X 1")
14	4-410293	2	• VALVE, Lock
15	4-411782	4	• SCREW, Socket head cap (3/8" NC X 2 1/4")
16	4-405662	6	• O-RING, (SAE 37° flare)
17	4-411632	2	• PLUG, External pipe
18	4-405633	2	• ADAPTER, (3/8" X 1/2" MNPT X MJIC 90° )
19	4-406152	2	• GUARD, Outrigger
20	4-103472	8	• WASHER, FLAT (3/8")
21	4-103999	8	• WASHER, LOCK (3/8")
22	4-101632	8	• SCREW, Hex head cap (3/8" X 3/4" gr. 5)



## 2.6 Fuel Tank Assembly

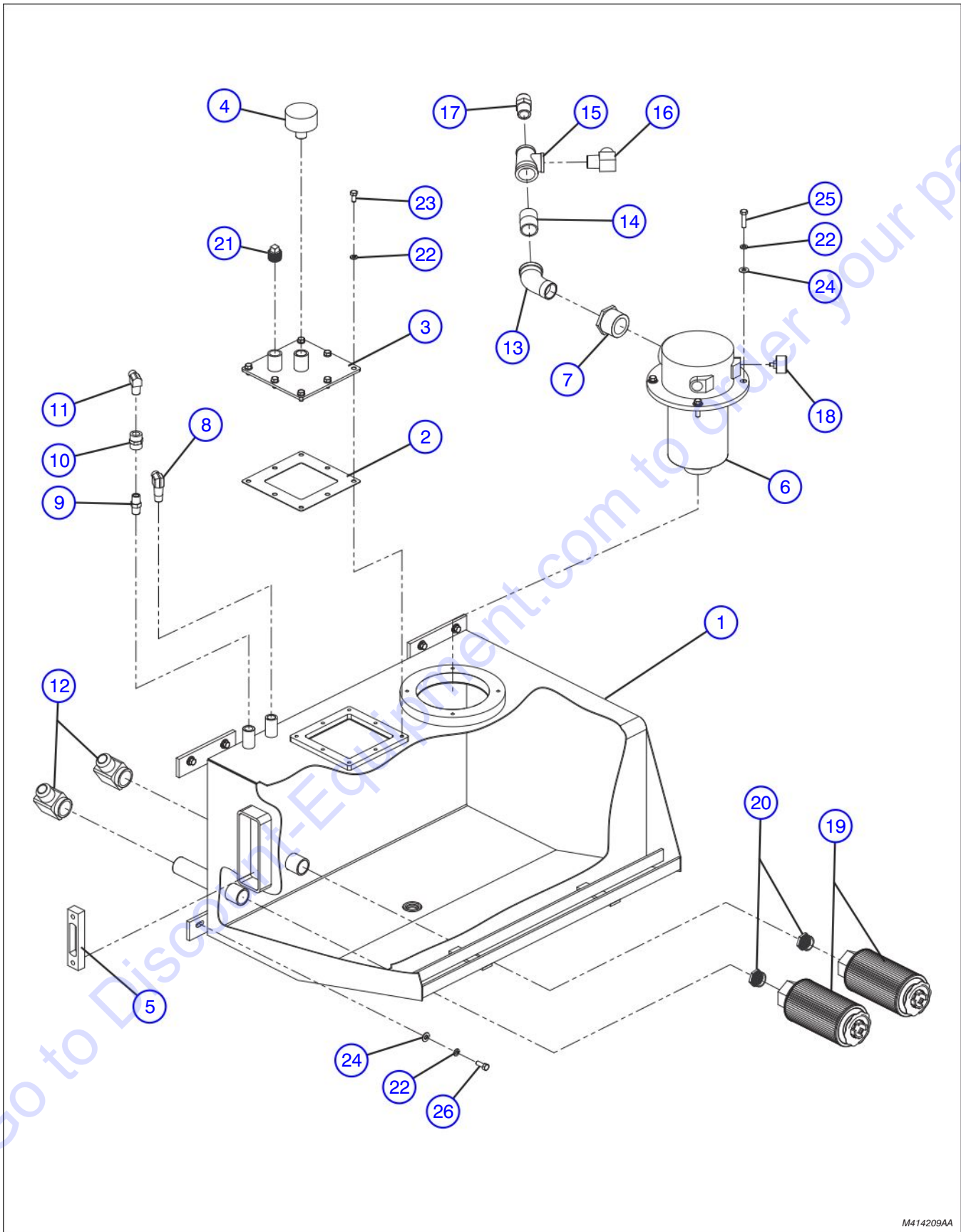


M414210AA

## 2.6 Fuel Tank Assembly

Index No.	Skyjack Part No.	Qty.	Description
-	4-414210	1	ASSEMBLY, FUEL TANK
1	4-412876	1	• TANK, Fuel
2	4-404689	1	• CAP, Fuel tank filler
3	4-405252	1	• GASKET, Tank cover
4	4-412879	1	• COVER, Fuel tank
5	4-411630	3	• NIPPLE, (3/8" NPT 5" long)
6	4-413158	1	• ELBOW, Extruded 90° (3/8" pipe)
7	4-413149	1	• ELBOW, Brass 90° (3/8" pipe)
8	4-411629	1	• NIPPLE, (3/8" NPT 3" long)
9	4-412472	1	• ELEMENT, Filter
10	4-400723	1	• SENDER, Fuel (modified)
11	4-405632	3	• ADAPTER, 90° elbow 3/8" MNPT X 3/8" MJIC)
12	4-400751	1	• TUBE, Flared (3/8" OD)
13	4-409184	1	• SLEEVE
14	4-404708	1	• NUT, Tube (JIC)
15	4-414211	2	• COUPLER, Straight (3/8" NPT)
16	4-402754	1	• HOSE, Fuel line (DS rated)
17	4-402755	1	• HOSE, Fuel line (DS rated)
18	4-402756	1	• ADAPTER, Metric (MORB X MJIC)
19	4-402757	1	• ADAPTER, Metric 90° elbow (MORB X MJIC)
20	4-402421	1	• ADAPTER, 90° swivel (37° flare)
21	4-411684	5	• BOLT, Hex cap (3/8" NC X 1" gr.5 zinc)
22	4-411694	5	• WASHER, Flat (3/8" zinc)
23	4-411693	13	• WASHER, Lock (3/8" zinc)
24	4-411683	8	• SCREW, Hex head cap (3/8"-16 X 3/4" NC gr.5)

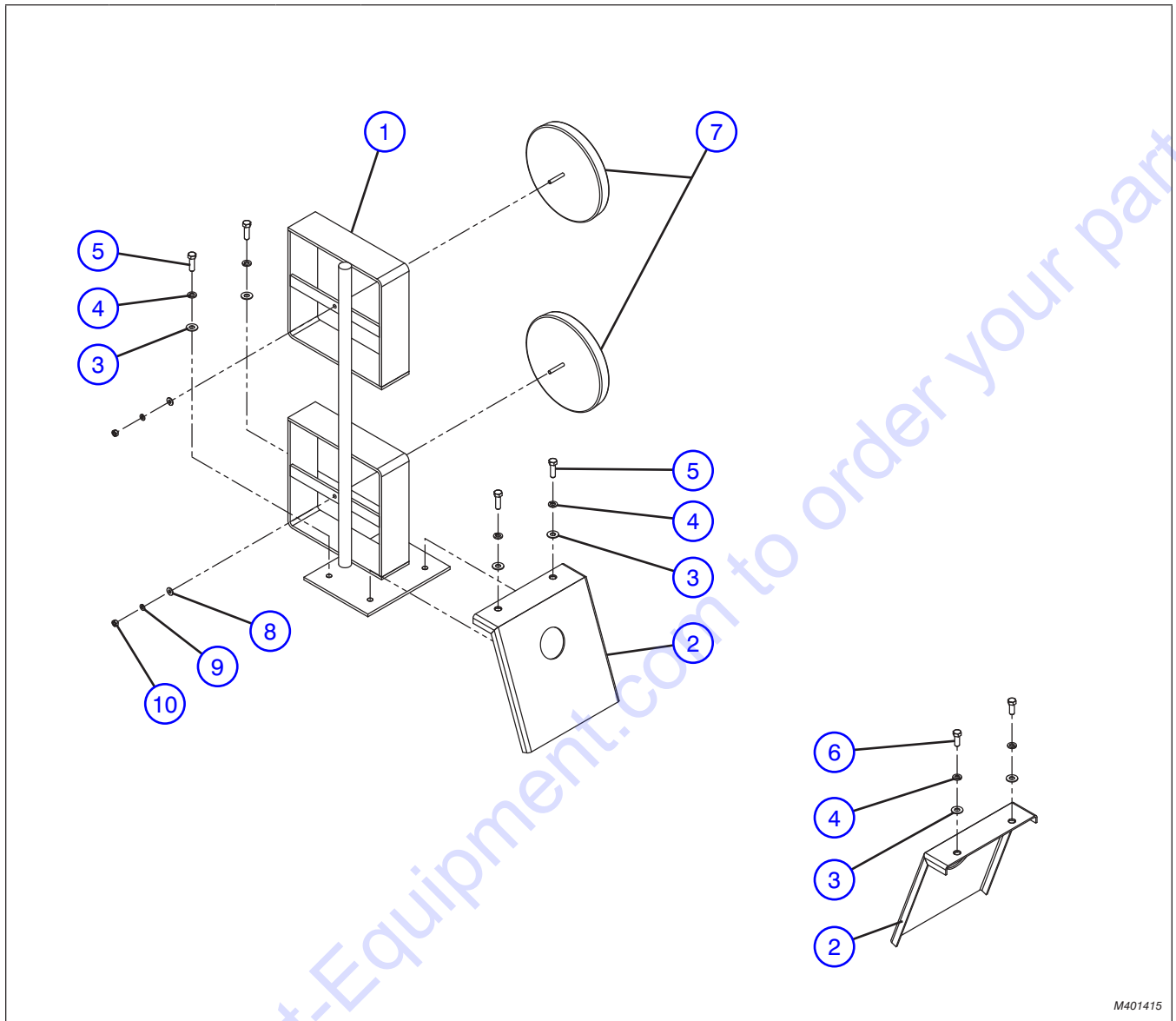
## 2.7 Hydraulic Oil Tank Assembly



M414209AA

Index No.	Skyjack Part No.	Qty.	Description
-	4-414209	-	ASSEMBLY, HYDRAULIC OIL TANK
1	4-412877	1	• TANK, Hydraulic oil
2	4-405252	1	• GASKET, Tank cover
3	4-412878	1	• COVER, Hydraulic oil tank
4	4-410140	1	• BREATHER
5	4-404819	1	• LEVEL GAUGE, Sight Glass
6	4-404859	1	• FILTER, Return assembly
7	4-406286	1	• FITTING, Reducer "T"
8	4-405616	1	• ADAPTER, (MNPT x MJIC 90°)
9	4-406308	1	• NIPPLE, (ext. pipe/ext. pipe)
10	4-406359	1	• ADAPTER, Coupling (FNPT)
11	4-405637	1	• ADAPTER, (MNPT X MJIC AER)
12	4-405641	2	• ADAPTER, (90° ELBOW, FNPT X MJIC)
13	4-410798	1	• PIPE, (1 1/4" NPT x 45° elbow galvanized)
14	4-410796	1	• PIPE, (1 1/4" X 1 1/4", 2" NPT galvanized)
15	4-410788	1	• FITTING, Pipe (reduction galvanized)
16	4-405625	1	• ADAPTER, (MNPT X MJIC 90°)
17	4-405585	1	• ADAPTER, (MNPT X MJIC 1" X 1" AER)
18	4-411398	1	• GAUGE, Pressure (return filter)
19	4-402103	2	• FILTER, Hydraulic oil
20	4-411626	2	• FITTING, 1 1/2" X 1 1/4" Bushing
21	4-414212	2	• PLUG, Square head 3/4" NPT
22	4-411693	17	• WASHER, LOCK (3/8" zinc)
23	4-411683	8	• SCREW, Hex head cap (3/8"-16 X 3/4" NC gr.5)
24	4-411694	9	• WASHER, FLAT (3/8" zinc)
25	4-411685	4	• SCREW, Hex head cap (3/8" X 1 1/2" NC)
26	4-411684	5	• BOLT, HEX CAP (3/8" NC X 1" gr.5 zinc)
27	4-125987	70	• FUEL, Diesel #2, colored (Not shown)
28	4-410096	350	• OIL, Hydraulic (Not shown)

## 2.8 Mirror Mount Assembly

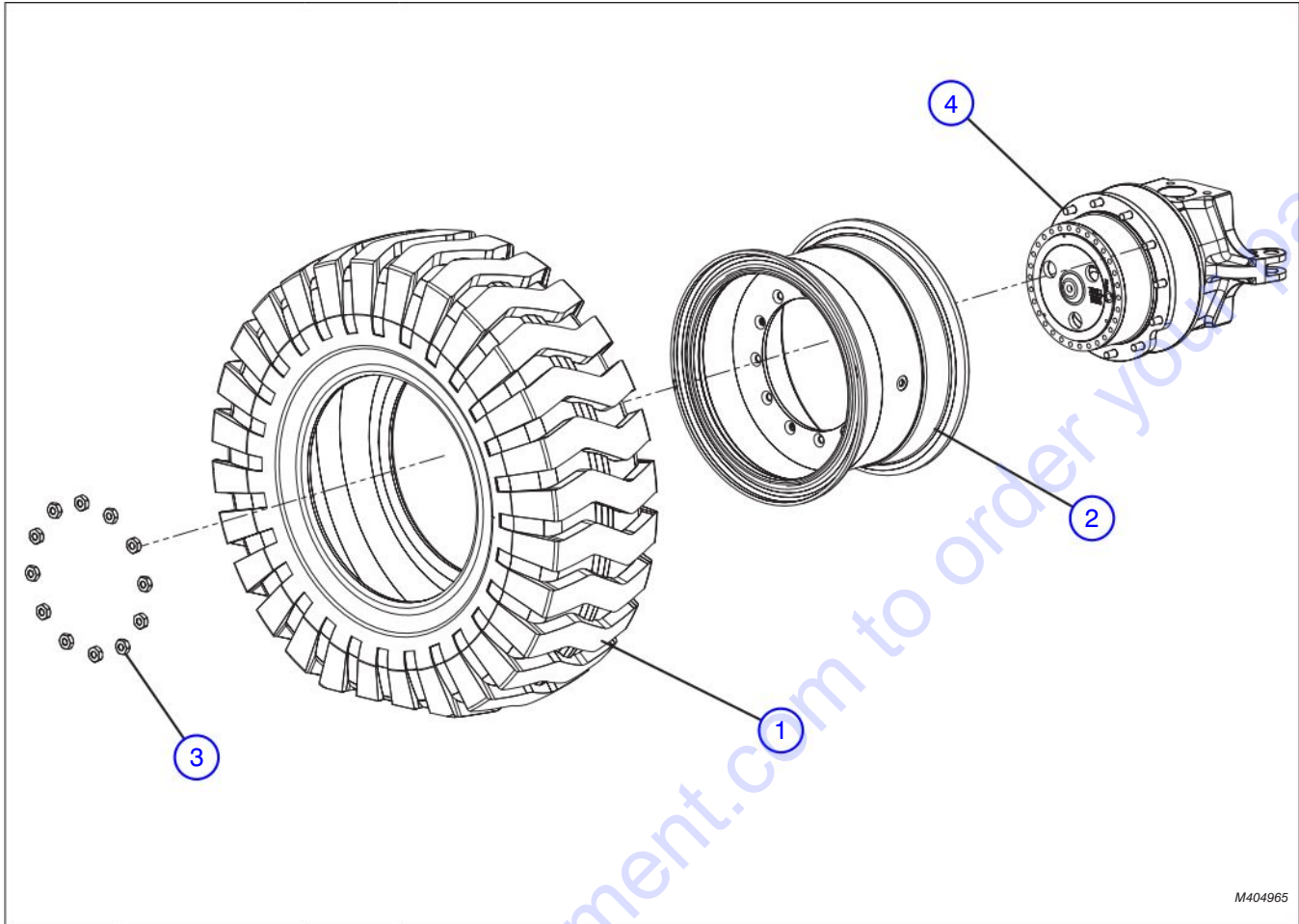


M401415

Index No.	Skyjack Part No.	Qty.	Description
-	4-401415	1	ASSEMBLY, MIRROR MOUNT
1	4-412789	1	• MOUNT, Mirror
2	4-406195	2	• PLATE, Cover
3	4-411694	6	• WASHER, Flat (3/8" ZINC)
4	4-411693	6	• WASHER, Lock (3/8" ZINC)
5	4-411696	4	• BOLT, Hex cap (3/8" NC X 1 1/4" GR.5 ZINC)
6	4-411684	2	• BOLT, Hex cap (3/8" NC X 1" GR.5 ZINC)
7	4-404611	2	• MIRROR, Round convex (8")
8	4-411667	2	• WASHER, Flat (1/4" ZINC)
9	4-411668	2	• WASHER, Lock (1/4" ZINC)
10	4-411669	2	• NUT, (1/4"-20 NC)



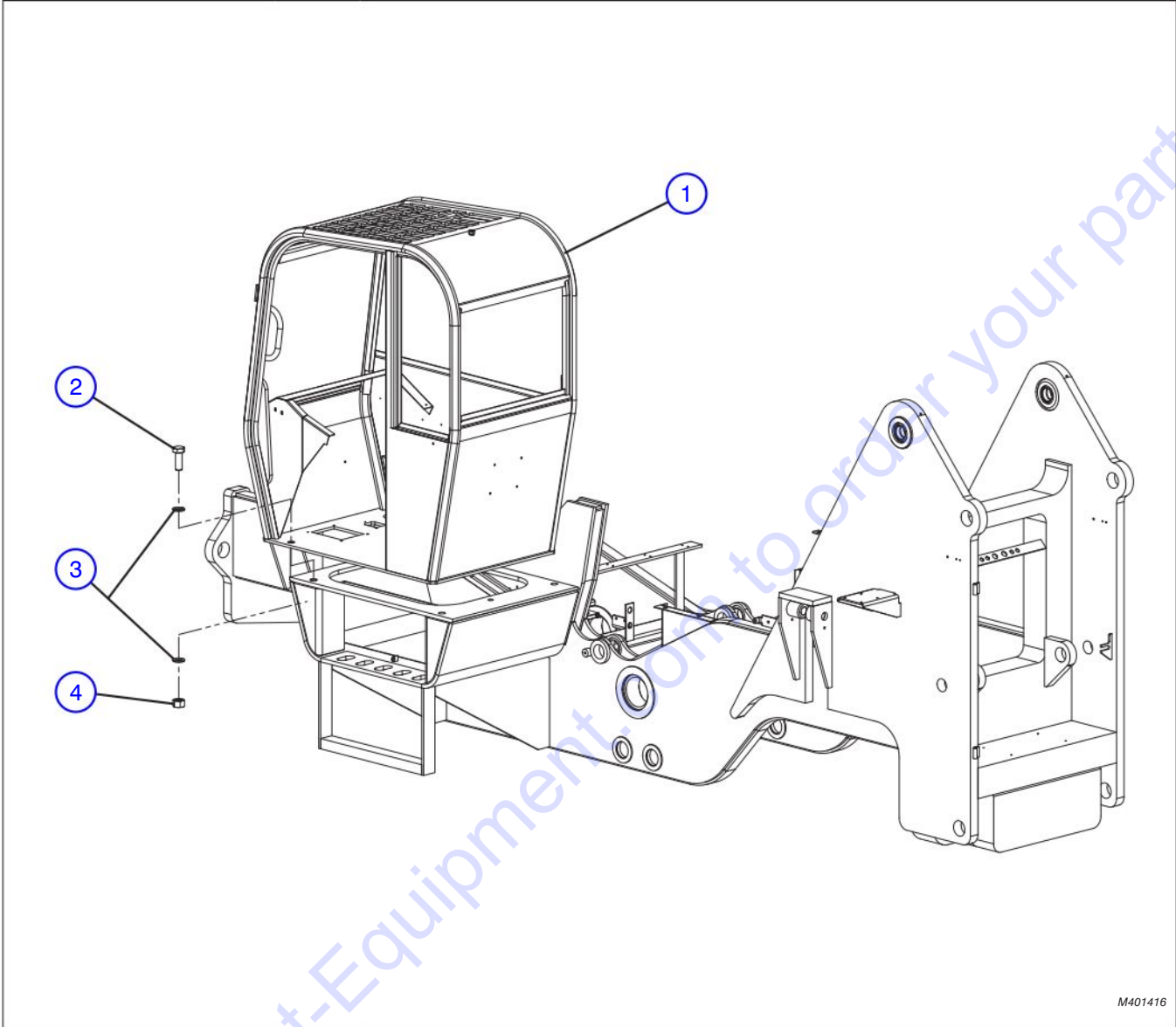
## 2.9 Wheel Assembly



M404965

Index No.	Skyjack Part No.	Qty.	Description
1	4-404965	1	TIRE, L3 grade tubeless (17.50 X 25, 16 ply)
2	4-412969	1	ASSEMBLY, Rim
	4-410103	1	• Rim base
	4-407838	1	• RIM Center
	4-412006	1	• O-Ring
	4-410642	1	• FLANGE
	4-411536	1	• RING, Lock
3	4-414042	12	• NUT, Wheel
4	(Ref.)	-	ASSEMBLY, Axle (For components, refer to Section 1.3)

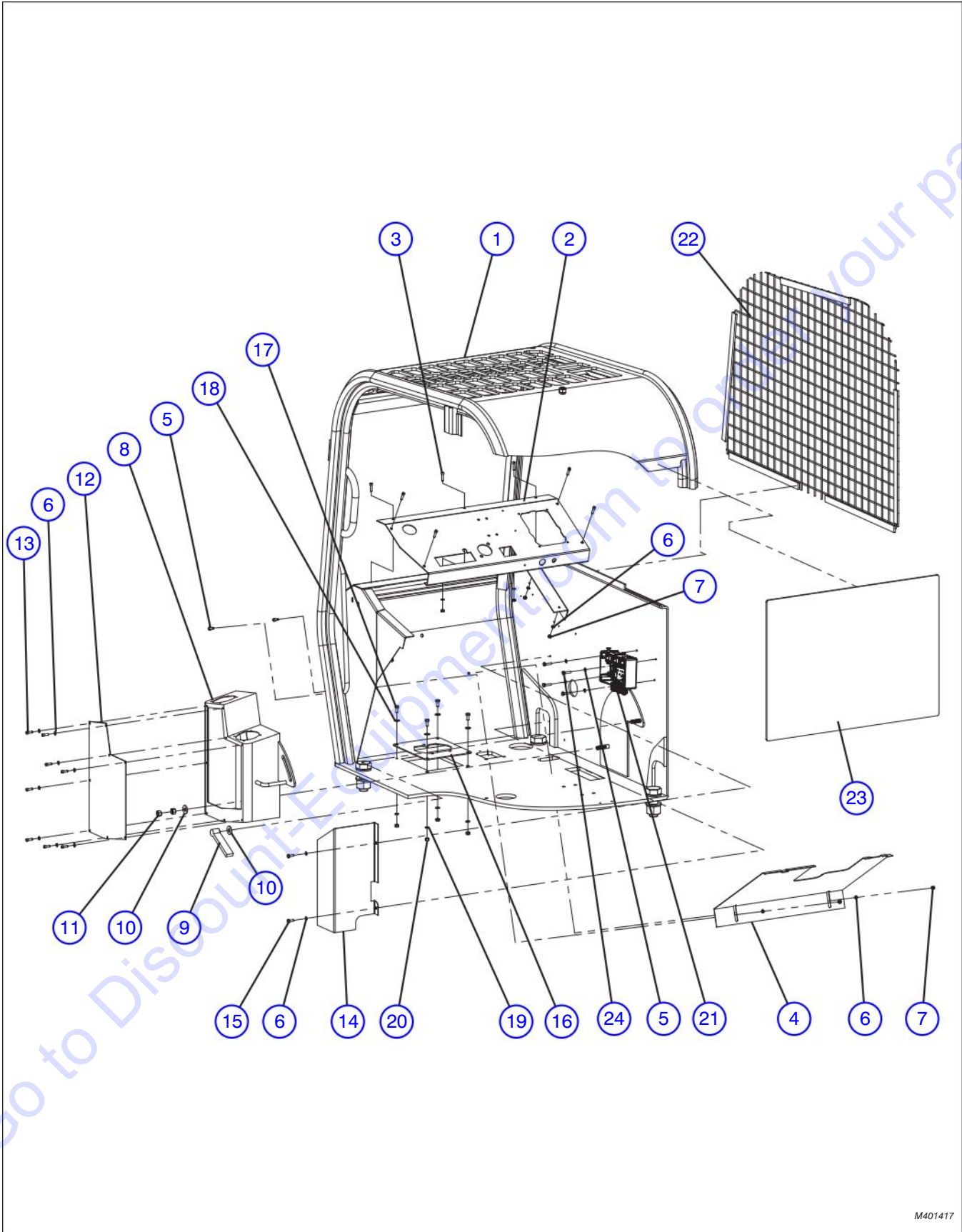
2.10 Cab Installation



M401416

Index No.	Skyjack Part No.	Qty.	Description
-	4-401416	1	ASSEMBLY, CAB INSTALLATION
1	4-410662	1	<ul style="list-style-type: none"> <li>• CAB, Open ROPS MOD</li> </ul>
2	4-411966	4	<ul style="list-style-type: none"> <li>• BOLT, Hex head cap (1 1/4" NC X 3 1/2" gr.8 DICH)</li> </ul>
3	4-411967	8	<ul style="list-style-type: none"> <li>• WASHER, Flat (1 1/4" L9)</li> </ul>
4	4-411844	4	<ul style="list-style-type: none"> <li>• NUT, Lock with nylon insert (1 1/4")</li> </ul>

2.11 Standard Cab Group



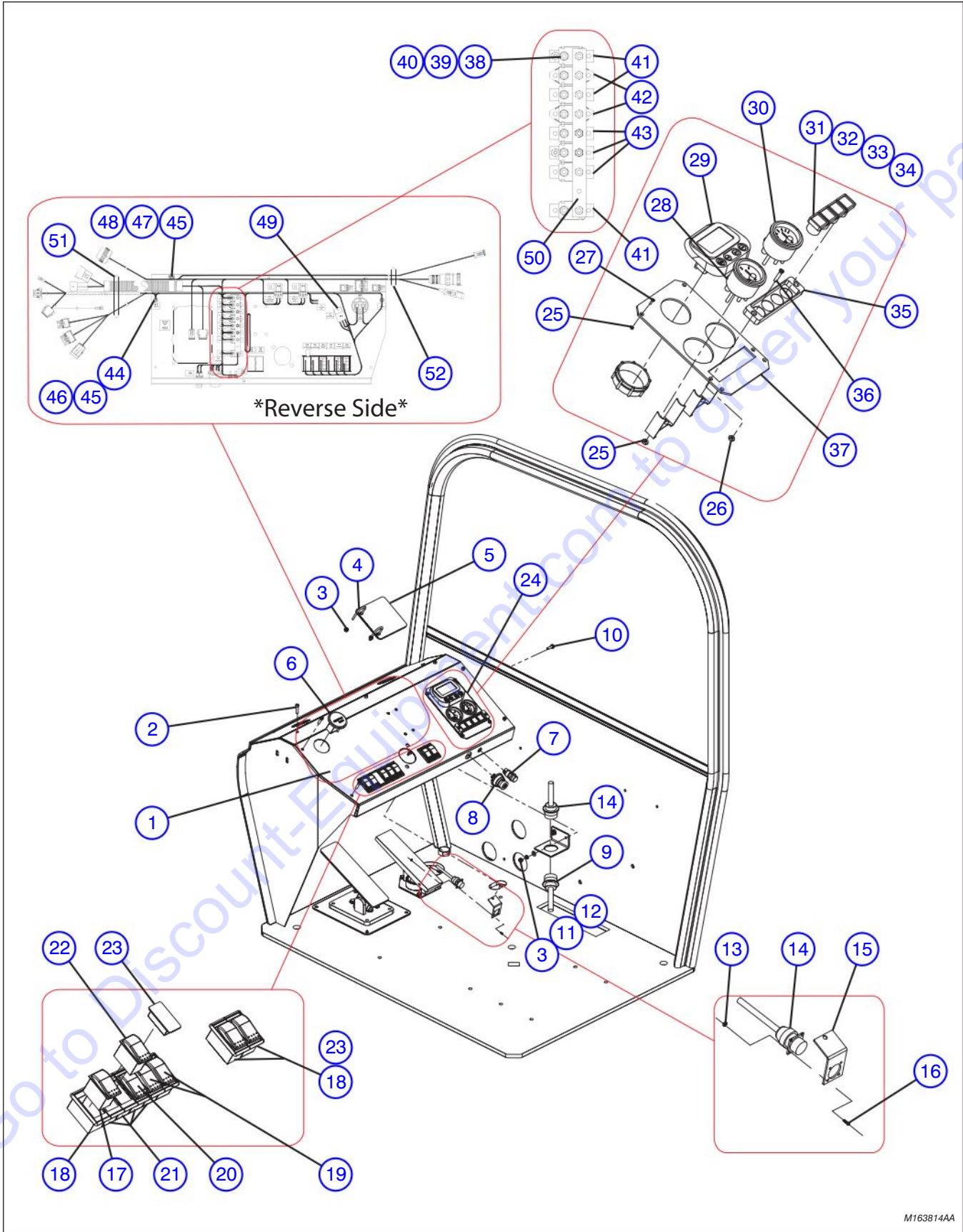
M401417

## 2.11 Standard Cab Group

Index No.	Skyjack Part No.	Qty.	Description
-	4-401417	1	ASSEMBLY, STANDARD CAB GROUP
1	(Ref.)	1	<ul style="list-style-type: none"> <li>ASSEMBLY, Cab installation (For components, refer to Section 2.10)</li> </ul>
2	4-401277	1	<ul style="list-style-type: none"> <li>PANEL, Painted instrument (8 switch)</li> </ul>
3	4-411898	7	<ul style="list-style-type: none"> <li>SCREW, Socket head cap (1/4" NC X 1" stainless)</li> </ul>
4	4-404412	1	<ul style="list-style-type: none"> <li>COVER , Under dash (SAF-T-CAB)</li> </ul>
5	-	4	<ul style="list-style-type: none"> <li>WASHER, Lock (1/4" high collar)</li> </ul>
6	4-411668	21	<ul style="list-style-type: none"> <li>WASHER, Lock (1/4" zinc)</li> </ul>
7	4-411669	11	<ul style="list-style-type: none"> <li>NUT, (1/4"-20 NC)</li> </ul>
8	4-404388	1	<ul style="list-style-type: none"> <li>CONSOLE</li> </ul>
9	4-408408	1	<ul style="list-style-type: none"> <li>HANDLE, Adjustable</li> </ul>
10	4-411718	2	<ul style="list-style-type: none"> <li>WASHER, Flat (1/2")</li> </ul>
11	4-411720	2	<ul style="list-style-type: none"> <li>NUT, (1/2"-13 NC)</li> </ul>
12	4-404386	1	<ul style="list-style-type: none"> <li>COVER, Console</li> </ul>
13	4-411918	8	<ul style="list-style-type: none"> <li>SCREW, Socket head cap (1/4"NC X 3/4" stainless)</li> </ul>
14	4-401439	1	<ul style="list-style-type: none"> <li>PROTECTOR, Hose/cable</li> </ul>
15	4-411659	2	<ul style="list-style-type: none"> <li>SCREW, Hex head cap (1/4" X 3/4" NC gr.5)</li> </ul>
16	4-404309	1	<ul style="list-style-type: none"> <li>PLATE, Brake pedal</li> </ul>
17	4-411672	4	<ul style="list-style-type: none"> <li>SCREW, Hex head cap (5/16" X 3/4" NC gr.5)</li> </ul>
18	4-411680	4	<ul style="list-style-type: none"> <li>WASHER, Flat (5/16")</li> </ul>
19	4-411681	4	<ul style="list-style-type: none"> <li>WASHER, Lock (5/16" zinc)</li> </ul>
20	4-411682	4	<ul style="list-style-type: none"> <li>NUT, Hex (5/16" NC zinc)</li> </ul>
21	4-402405	1	<ul style="list-style-type: none"> <li>CONTROL BOX, (Open cab - no lights)</li> </ul>
	4-402406	1	<ul style="list-style-type: none"> <li>CONTROL BOX, (Enclosed cab)</li> </ul>
	4-402407	1	<ul style="list-style-type: none"> <li>CONTROL BOX, (Open cab - lights option)</li> </ul>
22	4-405384	1	<ul style="list-style-type: none"> <li>SCREEN, Right-hand (open style SAF-T-CAB)</li> </ul>
23	4-404990	1	<ul style="list-style-type: none"> <li>GLASS, Rear (6042)</li> </ul>
24	-	4	<ul style="list-style-type: none"> <li>SCREW, Socket head cap (1/4"-20 NC X 1 1/4")</li> </ul>



2.12 Instrument Panel Assembly



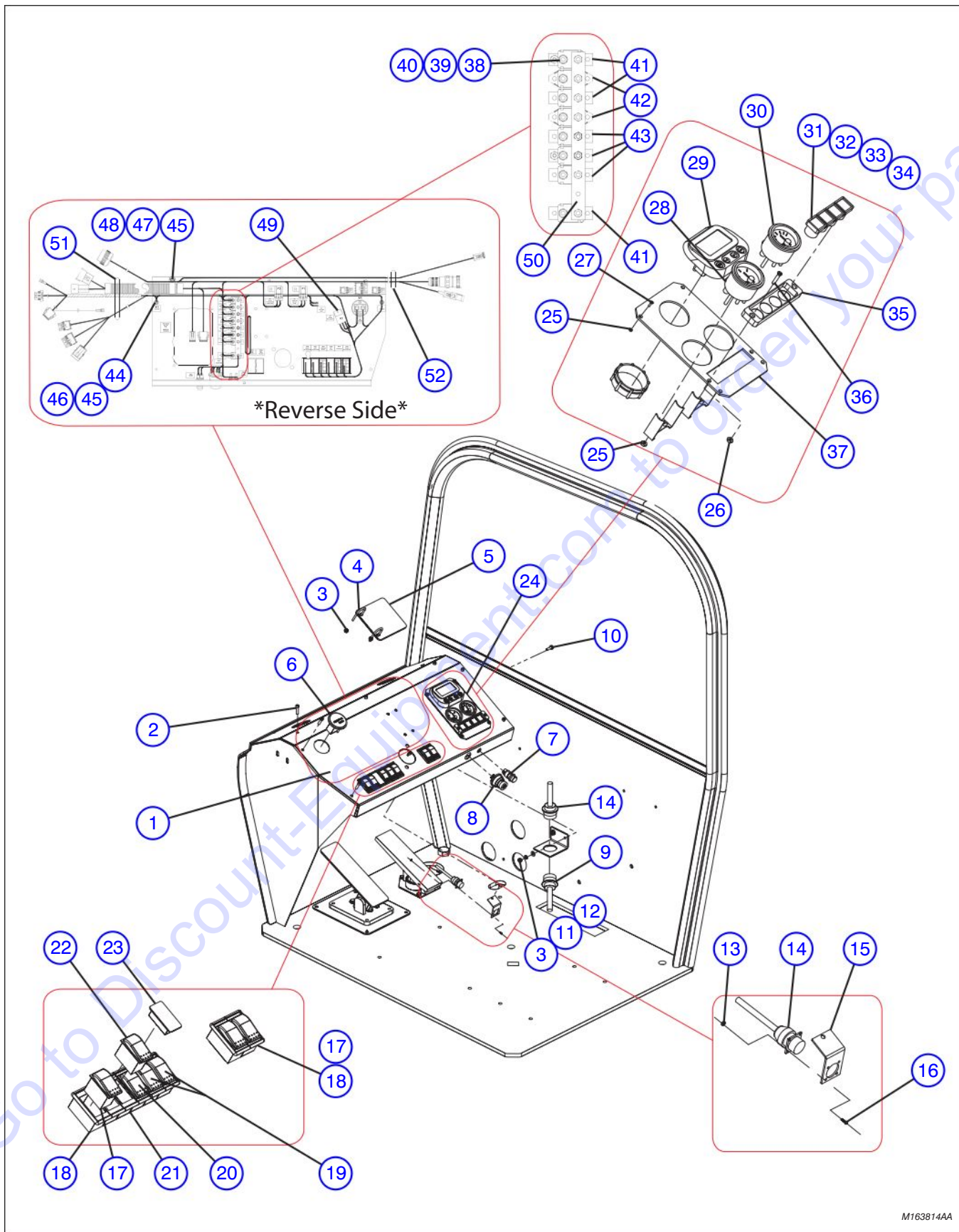
M163814AA

## 2.12 Instrument Panel Assembly

Index No.	Skyjack Part No.	Qty.	Description
-	4-163814	1	ASSEMBLY, Instrument Panel, Base Machine
1	4-401277	1	<ul style="list-style-type: none"> <li>• PANEL, Dash instrument</li> </ul>
2	4-411661	7	<ul style="list-style-type: none"> <li>• SCREW, Hex head cap (1/4" NC x 1" grade 5 zinc)</li> </ul>
3	4-411669	8	<ul style="list-style-type: none"> <li>• NUT, (1/4"-20 NC)</li> </ul>
4	4-403211	2	<ul style="list-style-type: none"> <li>• BOLT, U SS (1/4" dia.)</li> </ul>
5	(Ref.)	-	<ul style="list-style-type: none"> <li>• LABEL, Capacity charts booklet (For components, refer to Section 10.1)</li> </ul>
6	4-409107	1	<ul style="list-style-type: none"> <li>• HOURMETER</li> </ul>
7	4-405339	1	<ul style="list-style-type: none"> <li>• BUTTON, Horn</li> </ul>
8	4-409474	1	<ul style="list-style-type: none"> <li>• SWITCH, Ignition</li> </ul>
9	(Ref.)	1	<ul style="list-style-type: none"> <li>• CONNECTOR, Heavy duty environmental (For components, refer to Section 1.26)</li> </ul>
10	4-411659	2	<ul style="list-style-type: none"> <li>• SCREW, Hex head cap (1/4" x 3/4" NC grade 5)</li> </ul>
11	4-411667	2	<ul style="list-style-type: none"> <li>• WASHER, Flat (1/4" zinc)</li> </ul>
12	4-411668	2	<ul style="list-style-type: none"> <li>• WASHER, Lock (1/4" zinc)</li> </ul>
13	4-411891	2	<ul style="list-style-type: none"> <li>• NUT, (6-32)</li> </ul>
14	(Ref.)	1	<ul style="list-style-type: none"> <li>• PLUG, Computer diagnostic (For components, refer to Section 1.22)</li> </ul>
15	4-400588	1	<ul style="list-style-type: none"> <li>• BRACKET, Wiring harness mount (painted)</li> </ul>
16	4-400609	2	<ul style="list-style-type: none"> <li>• SCREW, Philip round head (6-32 x 1/2")</li> </ul>
17	4-407973	1	<ul style="list-style-type: none"> <li>• SWITCH, Rocker (turn signals and transmission disconnect)</li> </ul>
18	4-408869	4	<ul style="list-style-type: none"> <li>• BRACKET, Switch mounting (end)</li> </ul>
19	4-407977	2	<ul style="list-style-type: none"> <li>• SWITCH, Rocker momentary (outriggers)</li> </ul>
20	4-407975	1	<ul style="list-style-type: none"> <li>• SWITCH, Rocker SPDT (park brake)</li> </ul>
21	4-408870	4	<ul style="list-style-type: none"> <li>• BRACKET, Switch mounting (center)</li> </ul>
22	4-407974	1	<ul style="list-style-type: none"> <li>• SWITCH, Rocker SPCO (steering mode selector)</li> </ul>
23	4-409587	3	<ul style="list-style-type: none"> <li>• PLUG, Blanking</li> </ul>
24	4-400985	1	<ul style="list-style-type: none"> <li>• ASSEMBLY, Instrument Panel QSB engine (Murphy PowerView®)</li> </ul>
25	4-411856	8	<ul style="list-style-type: none"> <li>• NUT, (10-32 zinc)</li> </ul>
26	4-411950	2	<ul style="list-style-type: none"> <li>• NUT, Hex (8-32 zinc)</li> </ul>
27	4-411866	4	<ul style="list-style-type: none"> <li>• SCREW, Pan phillips MACH (10-32 x 3/4")</li> </ul>
28	4-407726	1	<ul style="list-style-type: none"> <li>• GAUGE, S-W Fuel level</li> </ul>
29	4-402054	1	<ul style="list-style-type: none"> <li>• DISPLAY, Murphy PowerView PV101-C-MSTD</li> </ul>
30	4-407730	1	<ul style="list-style-type: none"> <li>• GAUGE, 140-320 Transmission temperature</li> </ul>
31	4-408915	1	<ul style="list-style-type: none"> <li>• FLASHER, Park brake</li> </ul>
32	4-408916	1	<ul style="list-style-type: none"> <li>• FLASHER, Differential lock</li> </ul>
33	4-408914	1	<ul style="list-style-type: none"> <li>• FLASHER, Axle lock</li> </ul>
34	4-408917	1	<ul style="list-style-type: none"> <li>• FLASHER, Brake pressure</li> </ul>
35	4-407278	1	<ul style="list-style-type: none"> <li>• HOUSING, Flasher module</li> </ul>
36	4-411902	2	<ul style="list-style-type: none"> <li>• SCREW, Pan phillips MACH (8-32 x 1")</li> </ul>
37	4-401447	1	<ul style="list-style-type: none"> <li>• INSERT, Dash panel</li> </ul>
			<b>Parts list continued on the following page.</b>



2.12 Instrument Panel Assembly - Continued



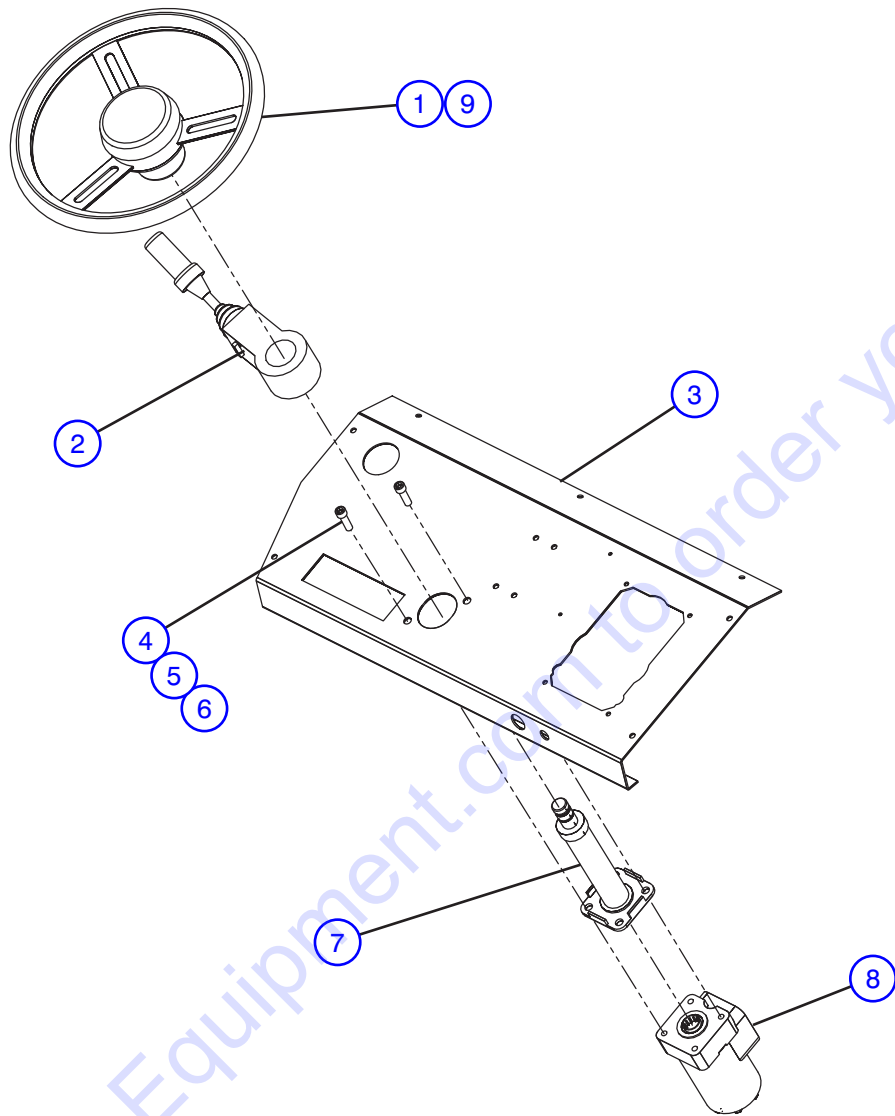
M163814AA

2.12 Instrument Panel Assembly - Continued

Index No.	Skyjack Part No.	Qty.	Description
<b>Parts list continued from the previous page.</b>			
-	4-163814	1	ASSEMBLY, Instrument Panel, Base Machine
38	4-117078	2	<ul style="list-style-type: none"> <li>• SCREW, Panhead, #8-32 UNC x 0.63 LG</li> </ul>
39	4-103986	10	<ul style="list-style-type: none"> <li>• NUT, Hex, #8-32 UNC</li> </ul>
40	4-103991	10	<ul style="list-style-type: none"> <li>• WASHER, Flat, #8</li> </ul>
41	4-407098	3	<ul style="list-style-type: none"> <li>• BREAKER, Circuit, self-resetting, 6A</li> </ul>
42	4-408527	2	<ul style="list-style-type: none"> <li>• BREAKER, Circuit, self-resetting, 20A</li> </ul>
43	4-408526	5	<ul style="list-style-type: none"> <li>• BREAKER, Circuit, self-resetting, 10A</li> </ul>
44	4-151595	2	<ul style="list-style-type: none"> <li>• SHCS, 1/4-20 UNC x 0.75 LG</li> </ul>
45	4-103980	3	<ul style="list-style-type: none"> <li>• NUT, Hex, 1/4-20 UNC</li> </ul>
46	4-133339	2	<ul style="list-style-type: none"> <li>• WASHER, Lock, external tooth, 1/4</li> </ul>
47	4-409186	1	<ul style="list-style-type: none"> <li>• CLAMP, P-type, 1.06 ID</li> </ul>
48	4-151168	1	<ul style="list-style-type: none"> <li>• SHCS, 1/4-20 UNC x 0.50 LG</li> </ul>
49	4-403275	1	<ul style="list-style-type: none"> <li>• RELAY, 12V</li> </ul>
50	4-163815	1	<ul style="list-style-type: none"> <li>• BUS BAR, Copper, 0.13 x 0.63 x 7.0 LG</li> </ul>
51	(Ref.)	1	<ul style="list-style-type: none"> <li>• HARNESS, Cab</li> </ul>
(For components, refer to Section 1.22)			
52	4-401949	1	<ul style="list-style-type: none"> <li>• WIRIRNG, Instrument Panel, Base Machine</li> </ul>
53	(Ref.)	2	<ul style="list-style-type: none"> <li>• FUSE</li> </ul>
(For components, refer to Section 1.22)			

Go to Discount-Equipment.com to order your parts

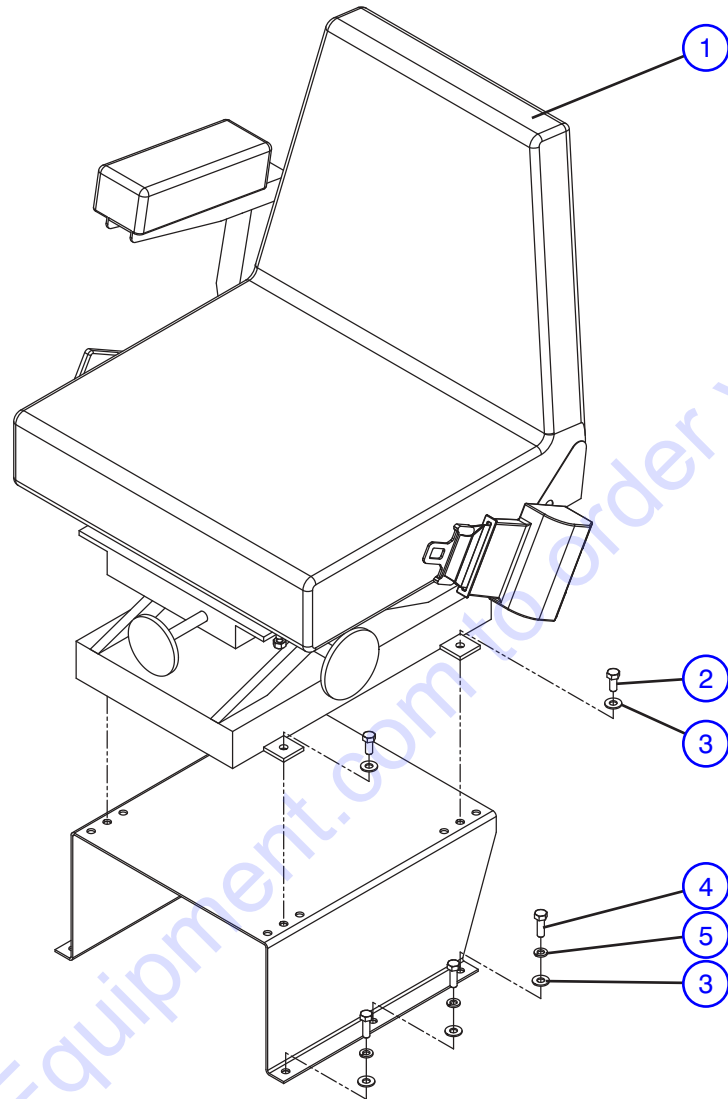
## 2.13 Steering Wheel Assembly



M404849

Index No.	Skyjack Part No.	Qty.	Description
1	4-404849	1	WHEEL, Steering
2	(Ref.)	-	SHIFTER, 3-speed (For components, refer to Section 7.6)
3	(Ref.)	-	PANEL, Dash instrument (For components, refer to Section 2.12)
4	4-411779	2	SCREW, Socket cap bare (3/8" NC X 1 1/4")
5	4-411693	2	WASHER, Lock (3/8")
6	4-411694	2	WASHER, Flat (3/8" zinc)
7	4-405711	1	COLUMN, Steering
8	(Ref.)	-	MOTOR, Steering (For components, refer to Section 3.7)
9	4-405037	1	NUT, Steering wheel

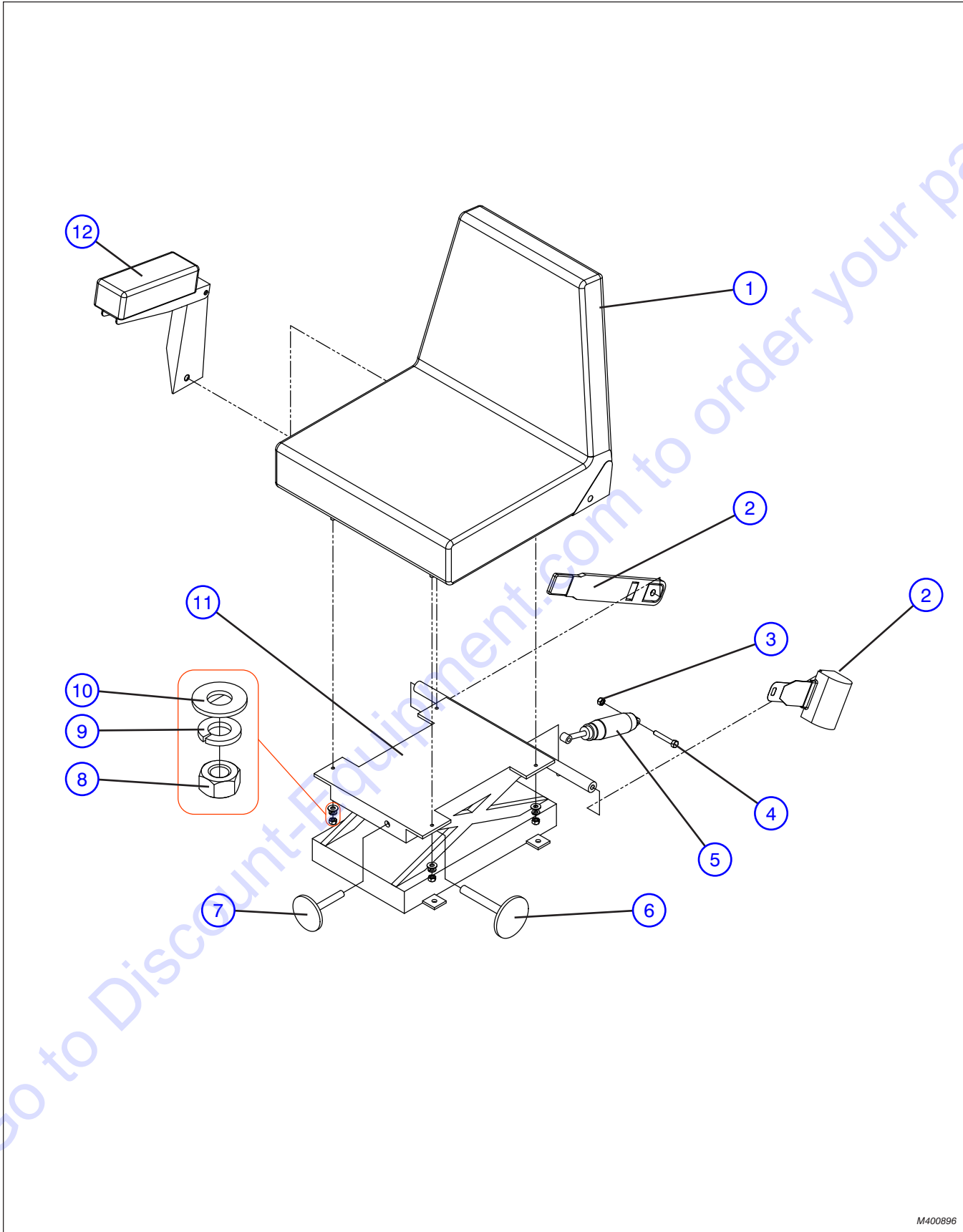
## 2.14 Seat Box Assembly



M401022

Index No.	Skyjack Part No.	Qty.	Description
1	(Ref.)	-	SEAT ASSEMBLY (For components, refer to Section 2.15)
2	4-411672	4	SCREW, Hex head cap (5/16" X 3/4" NC Grade 5)
3	4-411680	10	WASHER, Flat (5/16")
4	4-411673	6	SCREW, Hex head cap (5/16" X 1" NC)
5	4-411681	6	WASHER, Lock zinc (5/16")
6	4-406727	1	BOX, Seat riser

2.15 Seat Assembly



M400896

2.15 Seat Assembly

Index No.	Skyjack Part No.	Qty.	Description
<b>A</b>	4-400895	-	ASSEMBLY, Seat (2" seat belt)
<b>B</b>	4-400896	-	ASSEMBLY, Seat (3" seat belt)
1	4-404605	1	• ASSEMBLY, Seat
2	4-404656	1	• SEAT BELT, Retractable w/o collar (2"), <b>A</b>
	4-400812	1	• SEAT BELT, Retractable w/o collar (3"), <b>B</b>
3	4-411897	2	• NUT, Lock (5/16"-18 NC)
4	4-411675	2	• SCREW, Hex head cap (5/16"-18 X 2" Grade 5 UNC)
5	4-408643	1	• SHOCK, Riser seat
6	4-407103	1	• KNOB, Height adjustment
7	4-407104	1	• KNOB, Ride adjustment
8	4-411682	4	• NUT, Hex zinc (5/16" NC)
9	4-411681	4	• WASHER, Lock zinc (5/16")
10	4-411680	4	• WASHER, Flat (5/16")
11	4-404606	1	• BOX, Riser seat
12	4-404601	1	• ARM-Rest, RH

Go to Discount-Equipment.com to order your parts



### 3.0 VALVES AND MANIFOLDS RELATED PARTS

- 3.1 *Main Valve Assembly*
- 3.2 *Priority Valve Assembly*
- 3.3 *Brake Valve Assembly*
- 3.4 *Return Manifold Assembly*
- 3.5 *Brake Charge Valve Assembly*
- 3.6 *Steering Function Valve Assembly*
- 3.7 *Steering Motor Assembly*
- 3.8 *Charge Accumulators Assembly*
- 3.9 *Dual Charge Brake Pedal Assembly*
- 3.10 *Axle Lock Valve Assembly*
- 3.11 *Frame Level Control Valve Assembly*
- 3.12 *Diverter Valve Assembly*
- 3.13 *Front Joystick Controller Assembly*
- 3.14 *Rear Joystick Controller Assembly*
- 3.15 *Throttle Pedal Assembly*

# PARTS FINDER

**Search Website  
by Part Number**



**Search Manual  
Library For Parts  
Manual & Lookup Part  
Numbers – Purchase  
or Request Quote**

**Search Manuals**

Enter your information to help us find the right parts manual for your machine.

\* Brand:

\* Model:

\* Serial:

\* Part Number:

SEARCH

**Can't Find Part or  
Manual? Request Help  
by Manufacturer,  
Model & Description**

**Parts Order Form**

Please fill in the following information to help us find the right part for your machine.

Manufacturer:	<input type="text"/>
Model:	<input type="text"/>
Description:	<input type="text"/>
Part Number:	<input type="text"/>
Quantity:	<input type="text"/>
Notes:	<input type="text"/>

Submit

Discount-Equipment.com is your online resource for quality parts & equipment.

Florida: **561-964-4949** Outside Florida TOLL FREE: **877-690-3101**

**Need parts?**

Click on this link: <http://www.discount-equipment.com/category/5443-parts/> and choose one of the options to help get the right parts and equipment you are looking for. Please have the machine model and serial number available in order to help us get you the correct parts. If you don't find the part on the website or on one of the online manuals, please fill out the request form and one of our experienced staff members will get back to you with a quote for the right part that your machine needs.

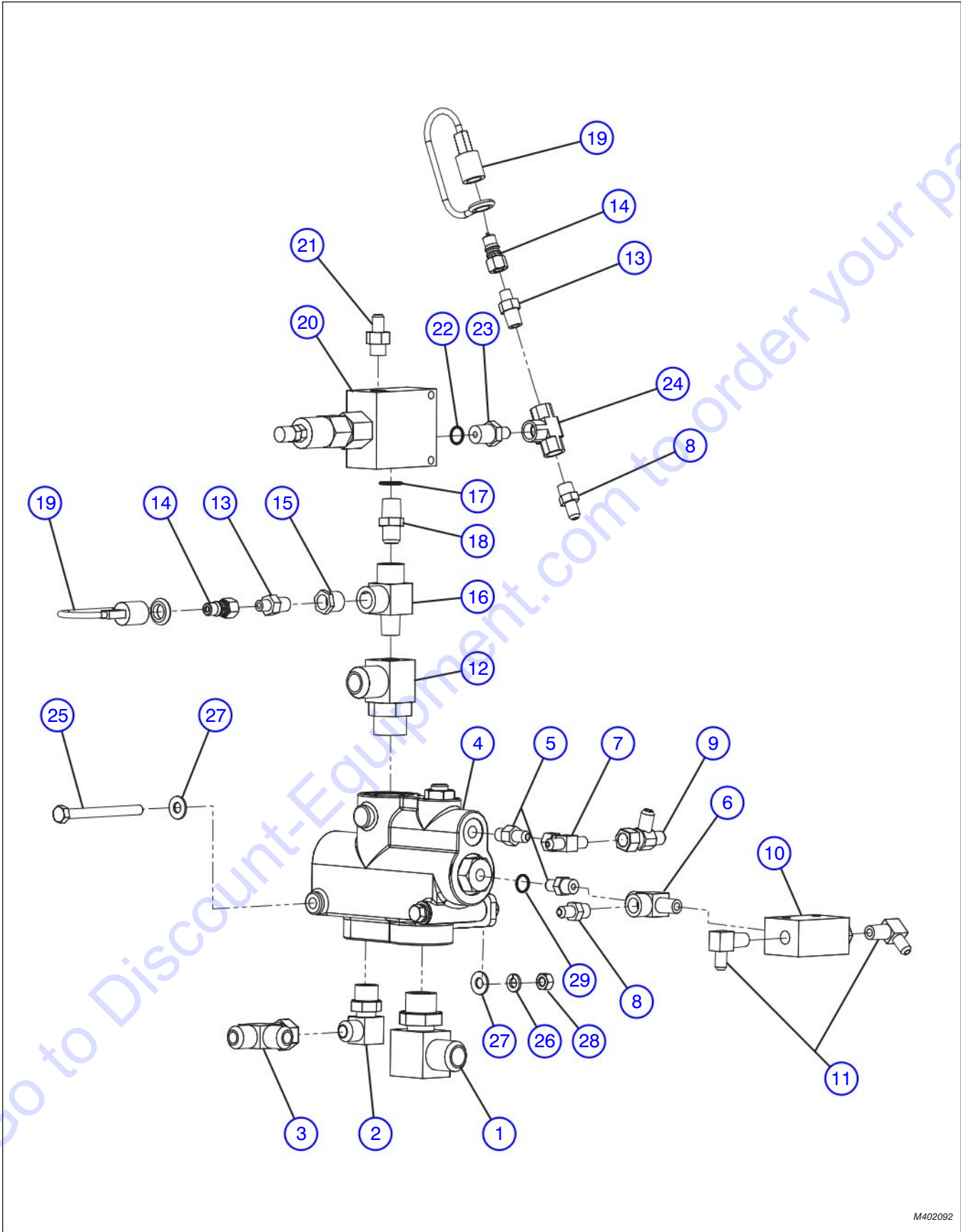
We sell worldwide for the brands: Genie, Terex, JLG, MultiQuip, Mikasa, Essick, Whiteman, Mayco, Toro Stone, Diamond Products, Generac Magnum, Airman, Haulotte, Barreto, Power Blanket, Nifty Lift, Atlas Copco, Chicago Pneumatic, Allmand, Miller Curber, Skyjack, Lull, Skytrak, Tsurumi, Husquvarna Target, Stow, Wacker, Sakai, Mi-T-M, Sullair, Basic, Dynapac, MBW, Weber, Bartell, Bennar Newman, Haulotte, Ditch Runner, Menegotti, Morrison, Contec, Buddy, Crown, Edco, Wyco, Bomag, Laymor, EZ Trench, Bil-Jax, F.S. Curtis, Gehl Pavers, Heli, Honda, ICS/PowerGrit, IHI, Partner, Imer, Clipper, MMD, Koshin, Rice, CH&E, General Equipment, Amida, Coleman, NAC, Gradall, Square Shooter, Kent, Stanley, Tamco, Toku, Hatz, Kohler, Robin, Wisconsin, Northrock, Oztec, Toker TK, Rol-Air, APT, Wylie, Ingersoll Rand / Doosan, Innovatech, Con X, Ammann, Mecalac, Makinex, Smith Surface Prep, Small Line, Wanco, Yanmar



### 3.1 Main Valve Assembly

Index No.	Skyjack Part No.	Qty.	Description
1	4-405595	4	FITTING, External pipe (37° flare)
2	4-405612	2	ADAPTER, 45° AER (MNPT X MJIC)
3	4-405637	2	ADAPTER, MNPT X MJIC, AER
4	4-405674	1	FITTING, External (OIOE, 37° flare)
5	4-406252	2	FITTING, (O-ring, SAE 37° flare)
6	4-406243	2	ADAPTER, (3/4" MORB X 3/4" MJIC 90°)
7	4-406274	4	FITTING, Swivel (37° flare/flare)
8	4-406302	1	FITTING, External pipe/external pipe
9	4-406304	2	FITTING, External pipe/external pipe
10	4-406308	3	FITTING, External pipe
11	4-406300	2	ADAPTER, NPT/NPT
12	4-406318	2	ADAPTER, Elbow (90° MNPT)
13	4-406332	2	FITTING, Tee (internal pipe/internal pipe)
14	4-406344	1	ADAPTER, Tee (MNPT X FNPT X FNPT)
15	4-406559	1	ADAPTER, FNPT X MORB
16	4-406564	8	ADAPTER, FNPT X Male o-ring
17	4-406553	2	FITTING, SAE (o-ring NPT)
18	4-406555	2	ADAPTER, FNPT X MORB
19	4-406290	2	ADAPTER, MNPT to FNPT
20	4-404069	1	ADAPTER, Tapped pipe (external/internal)
21	4-405613	1	ADAPTER, MNPT X MJIC 90° long)
22	4-405650	2	FITTING, O-ring (37° flare)
23	4-405651	2	FITTING, O-ring (37° flare SAE)
24	4-405652	1	ADAPTER, ORB X MJIC
25	4-405660	14	ADAPTER, MJIX X MORB
26	4-405700	4	FITTING, Swivel (37° flare/37° flare)
27	4-405702	1	FITTING, Swivel (Tee)
28	4-406246	1	FITTING, 90° (SAE o-ring to MJIC)
29	4-406247	1	ADAPTER, Elbow (90° ORB to MJIC)
30	4-406273	1	ADAPTER, Elbow (90° MJIC X FJIC)
31	4-406359	3	ADAPTER, Coupling (FNPT)
32	4-407479	2	VALVE, Check
33	4-410716	4	QUICK DISCONNECT, (Male half)
34	4-410719	4	CAP, Dust (quick coupler)
35	4-413133	3	REDUCER, (3/8" X 1/4")
36	4-411810	4	SCREW, Hex head cap (M10-1.50 X 30)
37	4-411815	4	WASHER, Lock (M10)
38	4-411831	4	WASHER, Flat (7/16" gr.9 zinc DICH)
39	4-410546	1	BLOCK, Main valve (pilot control, 7 section)
40	4-406347	2	FITTING, Tee (external pipe/internal pipe)
41	4-406288	1	REDUCER, NPT
42	4-406315	1	ADAPTER, MNPT (90°)

### 3.2 Priority Valve Assembly



M402092

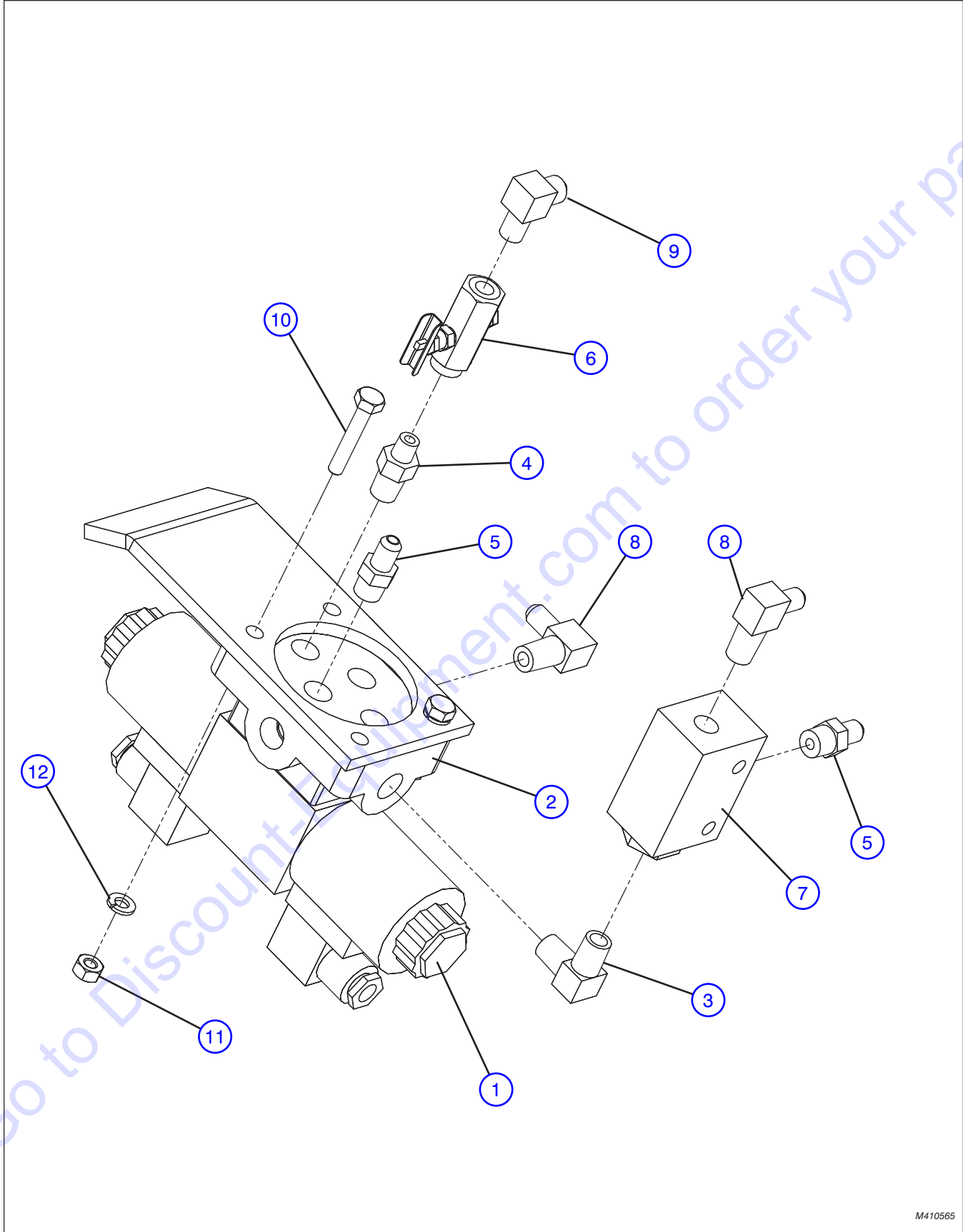


### 3.2 Priority Valve Assembly

Index No.	Skyjack Part No.	Qty.	Description
-	4-414195	1	SUB-ASSEMBLY, PRIORITY VALVE HYDRAULIC
1	4-406243	1	• ADAPTER, (3/4" MORB X 3/4" MJIC 90°)
2	4-406257	1	• FITTING, (1/2" MORB X 1/2" MJIC 90°)
3	4-405703	1	• FITTING, Swivel (Tee 37° flare, 37° flare)
4	4-402092	1	• VALVE, priority (M+S static signal type)
5	4-405658	2	• FITTING, Ring (37° flare / flare SAE)
6	4-406346	1	• FITTING, Tee (NPT/FNPT/FNPT)
7	4-405700	1	• FITTING, Swivel (37° flare/37° flare)
8	4-405589	2	• ADAPTER, MNPT X MJIC
9	4-405702	1	• FITTING, Swivel (Tee)
10	4-412740	1	• VALVE, Check (2 way)
11	4-405629	2	• ADAPTER, Elbow (90° MNPT X MJIC)
12	4-404073	1	• ADAPTER, Plug
13	4-406304	2	• FITTING, External pipe/internal pipe
14	4-410717	2	• QUICK DISCONNECT, (Male half)
15	4-413133	1	• REDUCER, (1/4" X 3/8")
16	4-406347	1	• FITTING, Tee (external pipe/internal pipe)
17	4-406628	1	• O-ring (1/2")
18	4-405594	1	• ADAPTER, (3/8" X 3/8" AER MNPT X MJIC)
19	4-410719	4	• CAP, Dust (quick coupler)
20	4-412276	1	• VALVE, Pressure reducing
21	4-405660	1	• ADAPTER, MJIX X MORB
22	4-406622	1	• O-ring, (3/8")
23	4-405590	1	• ADAPTER, MNPT X MJIC
24	4-157845	1	• FITTING, Tee (internal pipe/internal pipe)
25	4-103863	2	• BOLT, Hex head cap (1/4"-20 X 3 1/2" gr.5)
26	4-104000	2	• WASHER, Lock (1/4")
27	4-103995	4	• WASHER, Flat (1/4")
28	4-103980	2	• NUT, Hex head (1/4"-20 gr. 5)
29	4-406627	1	• O-ring



3.3 Brake Valve Assembly

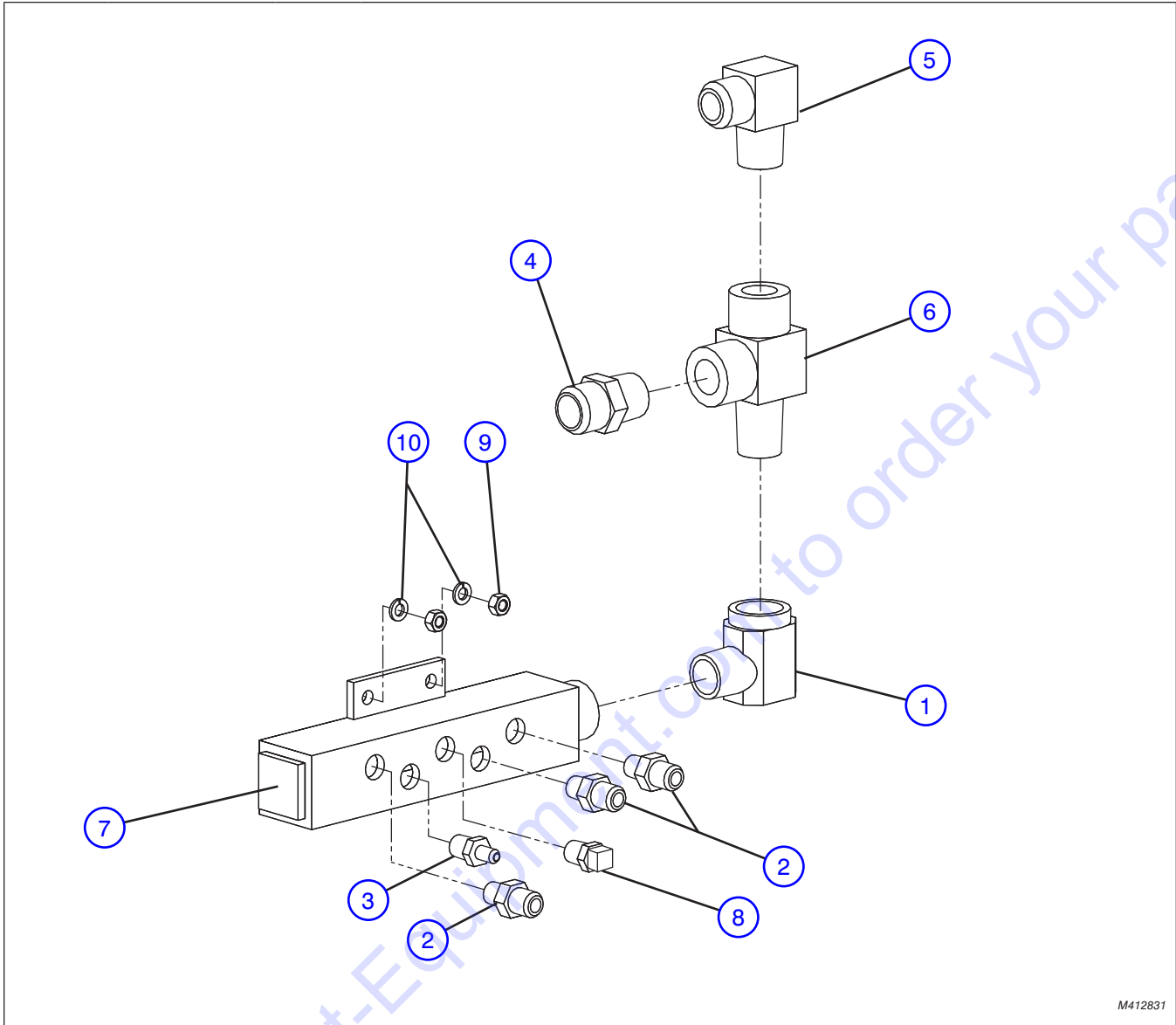


M410565

### 3.3 Brake Valve Assembly

Index No.	Skyjack Part No.	Qty.	Description
-	4-414202	1	SUB-ASSEMBLY, SERVICE BRAKE VALVE HYDRAULIC
1	4-410565	1	• VALVE, Park Brake
2	4-411547	1	• PLATE, Sub
3	4-406316	1	• ELBOW, MNPT/MNPT
4	4-406304	1	• FITTING, External pipe/external pipe
5	4-405589	2	• ADAPTER, MNPT X MJIC
6	4-410643	1	• VALVE, Flow restricter
7	4-412740	1	• VALVE, Check (2-way)
8	4-405629	2	• ADAPTER, Elbow (90° MNPT X MJIC)
9	4-405628	1	• ADAPTER, Elbow (90° MNPT X MJIC)
10	4-103859	2	• BOLT, Hex head cap (1/4"-20 X 1 1/2" gr.5)
11	4-103980	2	• NUT, Hex (1/4"-20 X gr.5)
12	4-104000	2	• WASHER, Lock (1/4")

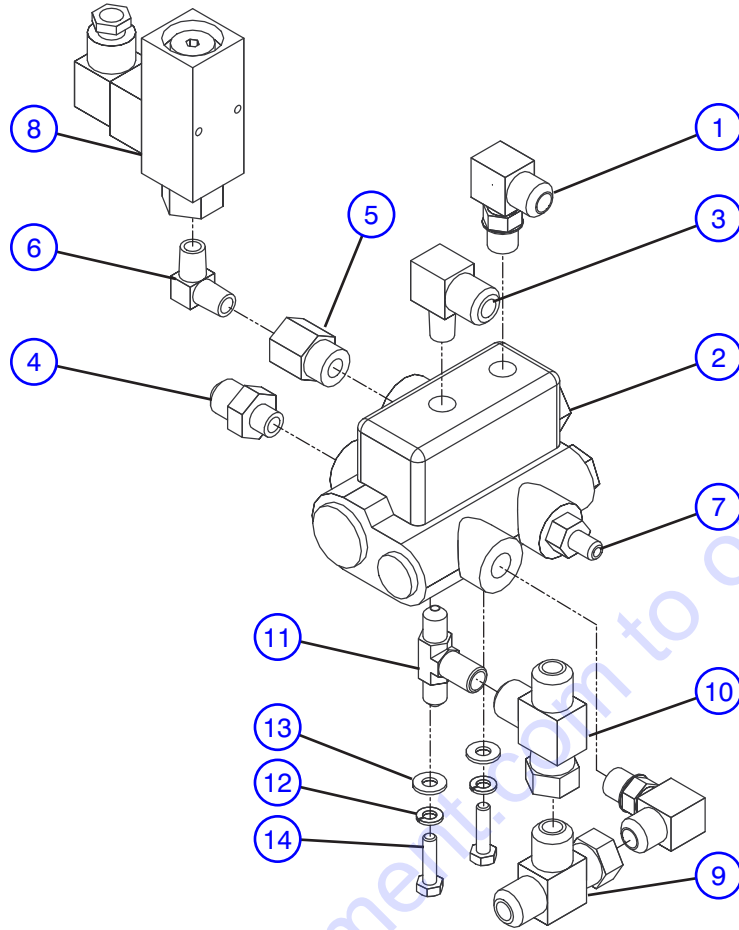
### 3.4 Return Manifold Assembly



M412831

Index No.	Skyjack Part No.	Qty.	Description
-	4-414200	1	SUB-ASSEMBLY, RETURN MANIFOLD HYDRAULIC
1	4-406326	1	• ADAPTER, Elbow (90° MNPT X FNPT)
2	4-405595	3	• FITTING, External pipe (37° flare)
3	4-405593	1	• ADAPTER, MNPT X MJIC
4	4-405585	1	• ADAPTER, MNPT X MJIC (1" X 1" AER)
5	4-405625	1	• ADAPTER, MNPT X MJIC (90°)
6	4-406345	1	• FITTING, Tee (external pipe/internal pipe)
7	4-412831	1	• WELDMENT, Return manifold
8	4-410791	1	• PLUG, Square (3/8" NPT)
9	4-103984	2	• NUT, Hex (5/16"-18)
10	4-103966	2	• WASHER, Lock (5/16")

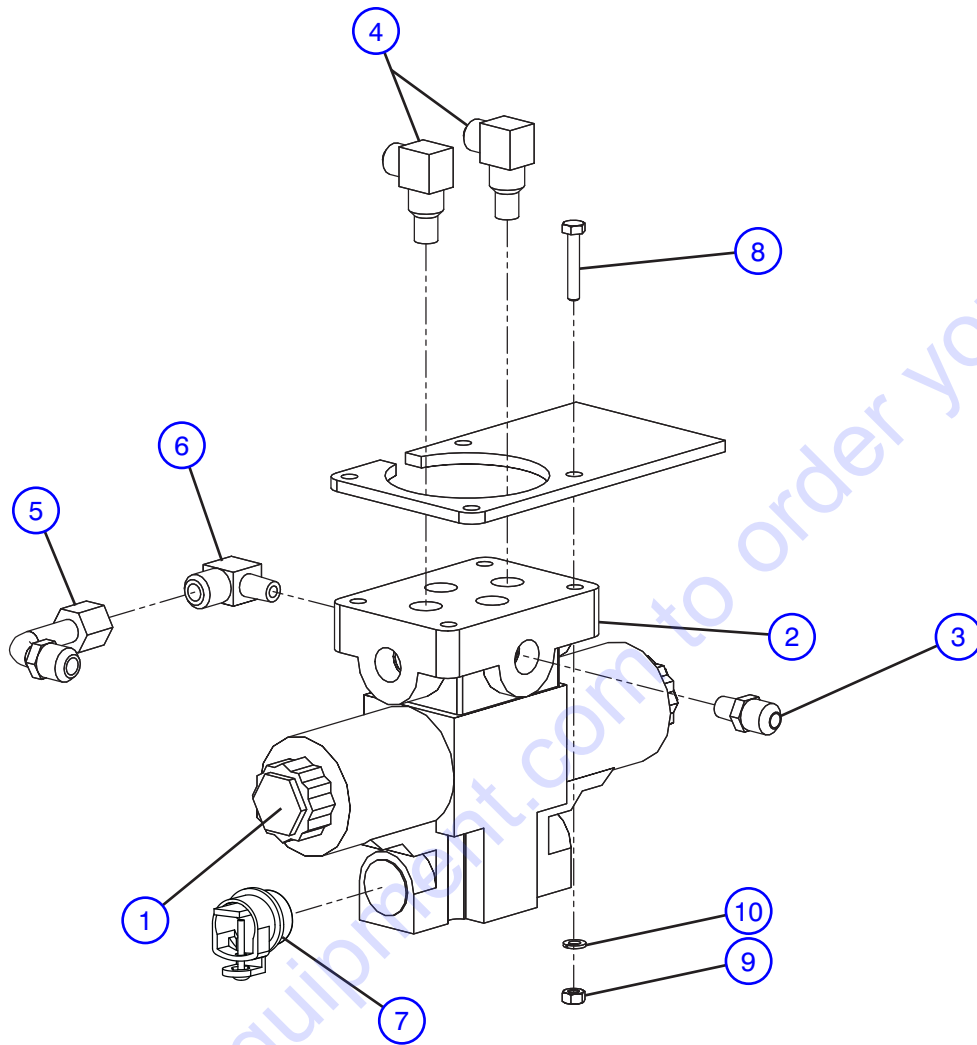
### 3.5 Brake Charge Valve Assembly



M414197

Index No.	Skyjack Part No.	Qty.	Description
-	4-414197	1	SUB-ASSEMBLY, BRAKE CHARGE VALVE
1	4-406254	2	• FITTING, O-ring (BOSE 37° flare SAE)
2	4-403342	1	• VALVE, Dual Brake charge
3	4-405631	1	• FITTING, External pipe (37° flare)
4	4-405662	1	• FITTING, O-ring (37° flare SAE)
5	4-406562	1	• ADAPTER, FNPT/MORB
6	4-406316	1	• ELBOW, MNPT/MNPT
7	4-405660	1	• ADAPTER, MJIX x MORB
8	4-410548	1	• SWITCH, Pressure
9	4-405703	1	• ADAPTER, Swivel (37° flare / 37° flare)
10	4-404044	1	• CONNECTOR, Tee drain
11	4-405694	1	• ADAPTER, External pipe (37° flare)
12	4-104000	2	• WASHER, Lock (1/4")
13	4-103995	2	• WASHER, Flat (1/4")
14	4-103857	2	• BOLT, Hex head (1/4"-20 X 1" gr.5)

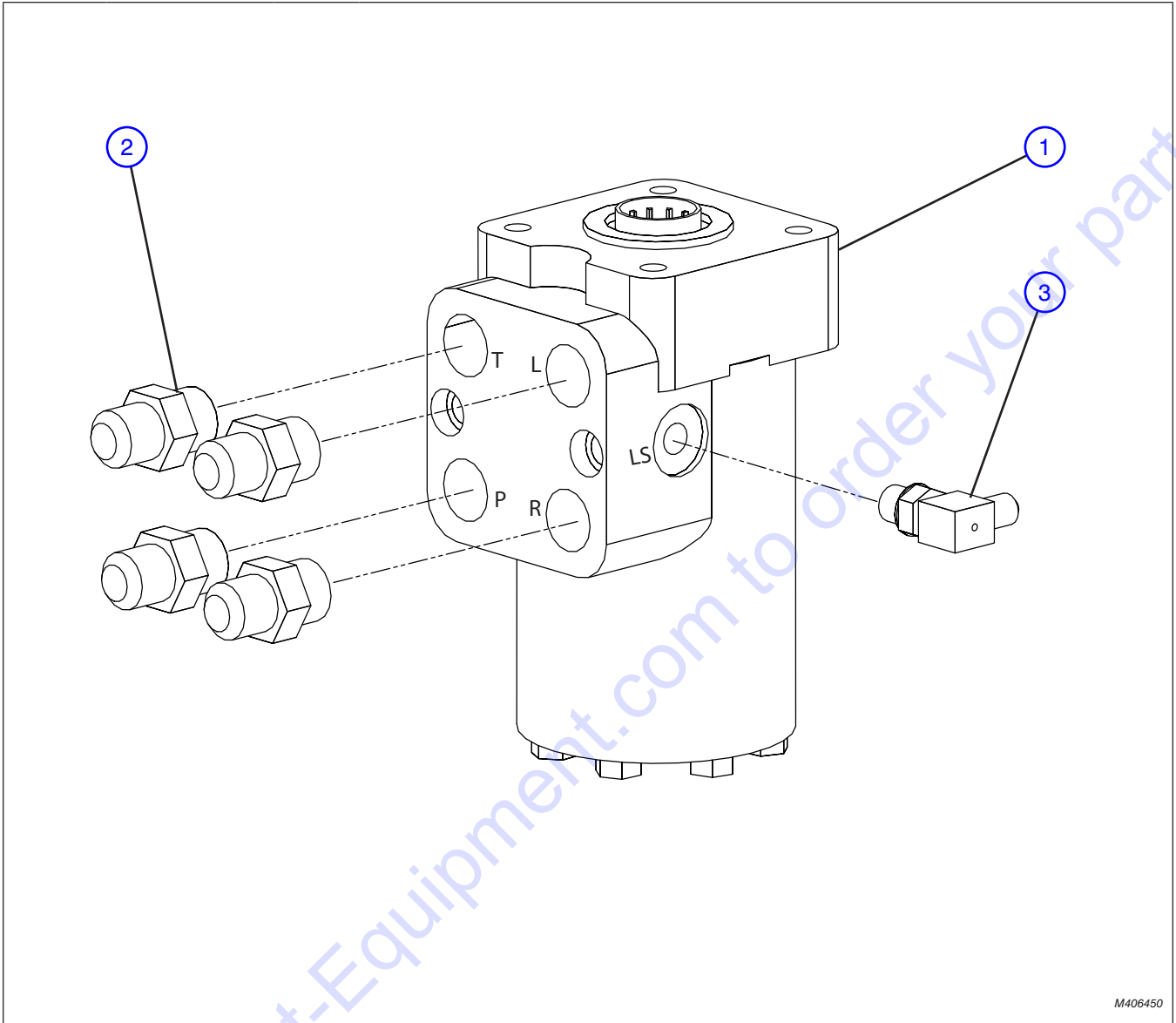
### 3.6 Steering Function Valve Assembly



M410566\_1

Index No.	Skyjack Part No.	Qty.	Description
-	4-414201	1	SUB-ASSEMBLY, STEER VALVE HYDRAULIC
1	4-410566	1	• VALVE, Steer/Frame function
2	4-411547	1	• PLATE, Sub
3	4-405591	1	• FITTING, External pipe (37° flare)
4	4-405615	2	• FITTING, External pipe (37° flare)
5	4-407803	1	• FITTING, Swivel (37° flare, 37° flare)
6	4-405631	1	• FITTING, External pipe (37° flare)
7	4-412570	1	• FITTING, 1/2 box connector
8	4-103859	2	• BOLT, Hex head cap (1/4"-20 X 1 1/2" gr.5)
9	4-103980	2	• NUT, Hex (1/4"-20 X gr.5)
10	4-104000	2	• WASHER, Lock (1/4")

### 3.7 Steering Motor Assembly

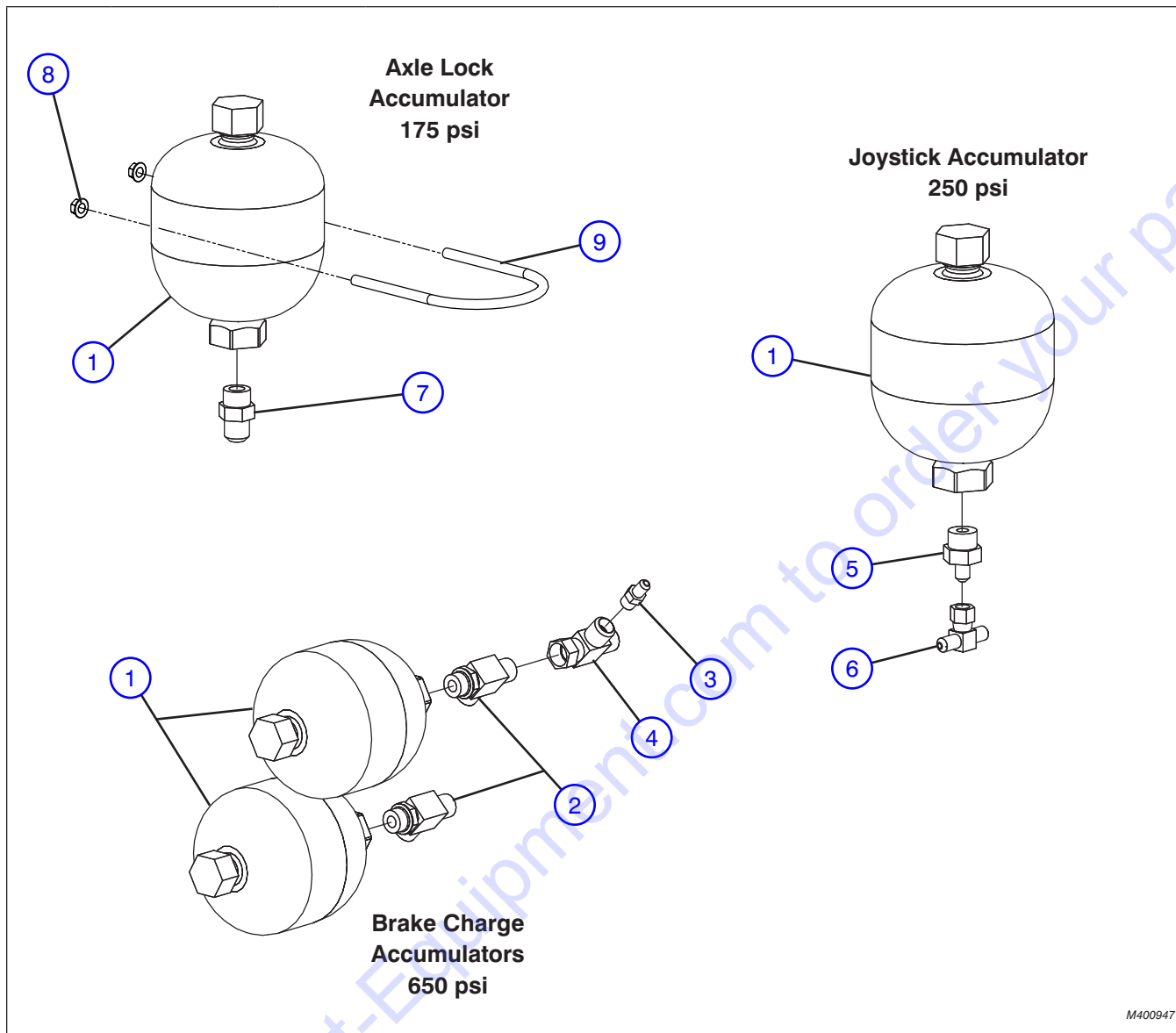


M406450

Index No.	Skyjack Part No.	Qty.	Description
1	4-406450	1	MOTOR, Steering
2	4-405666	4	SAE O-ring 37° flare
3	4-406251	1	SAE O-ring (adjustable) 37° flare

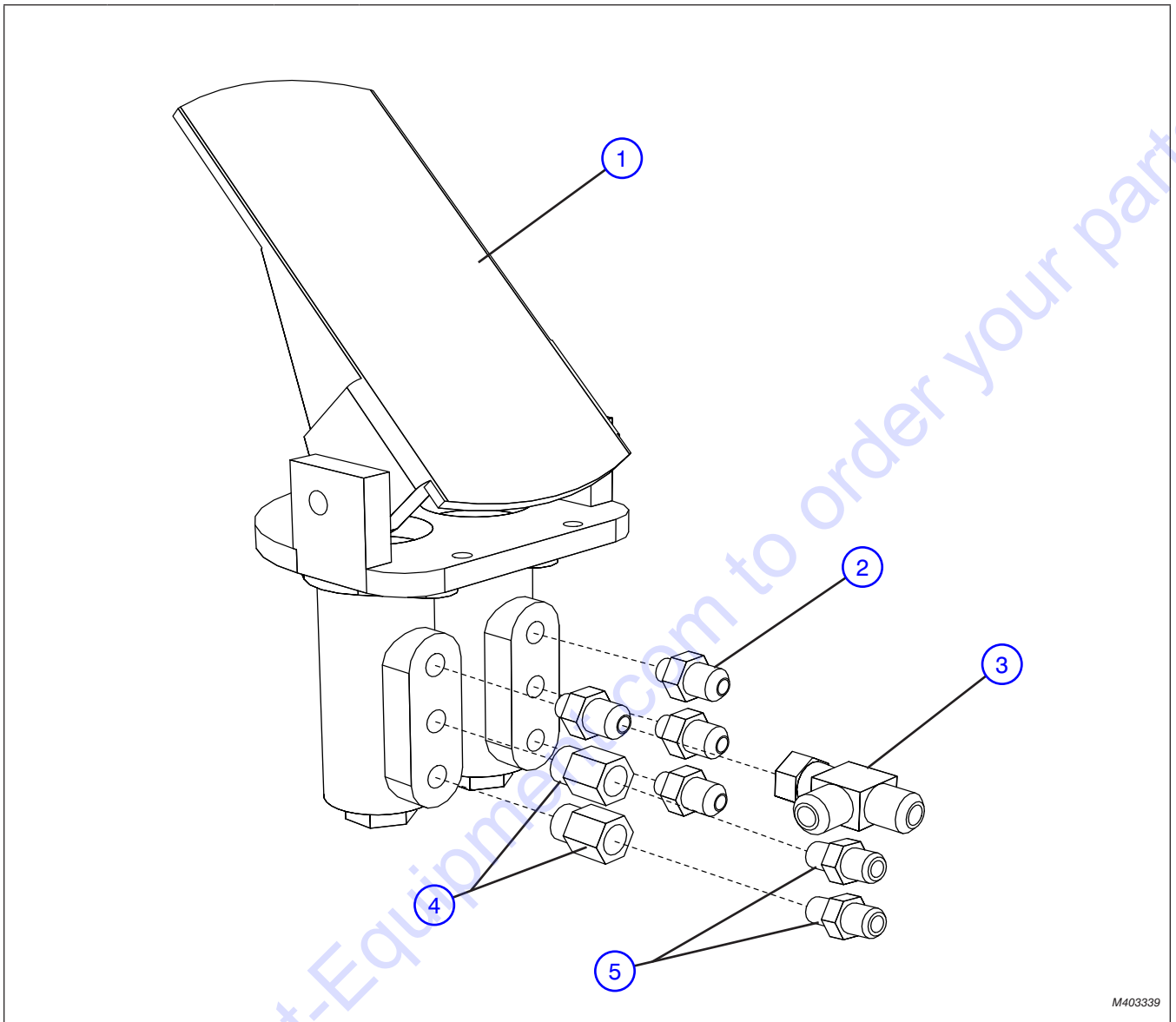


### 3.8 Charge Accumulators Assembly



Index No.	Skyjack Part No.	Qty.	Description
1	4-400947	4	ACCUMULATOR (Diaphragm (0.75 L, low temp)
2	4-405690	2	ADAPTER, Tee (MORB X MJIC)
3	4-405589	1	ADAPTER, MNPT X MJIC
4	4-404044	1	CONNECTOR, Drain tee
5	4-405664	1	ADAPTER, MORB X MJIC AER
6	4-405700	1	FITTING, Swivel (37° flare, 37° flare)
7	4-405666	1	FITTING, O-ring (SAE 37° flare)
8	4-411695	8	NUT, Hex (3/8" NC)
9	4-411651	4	U-Bolt

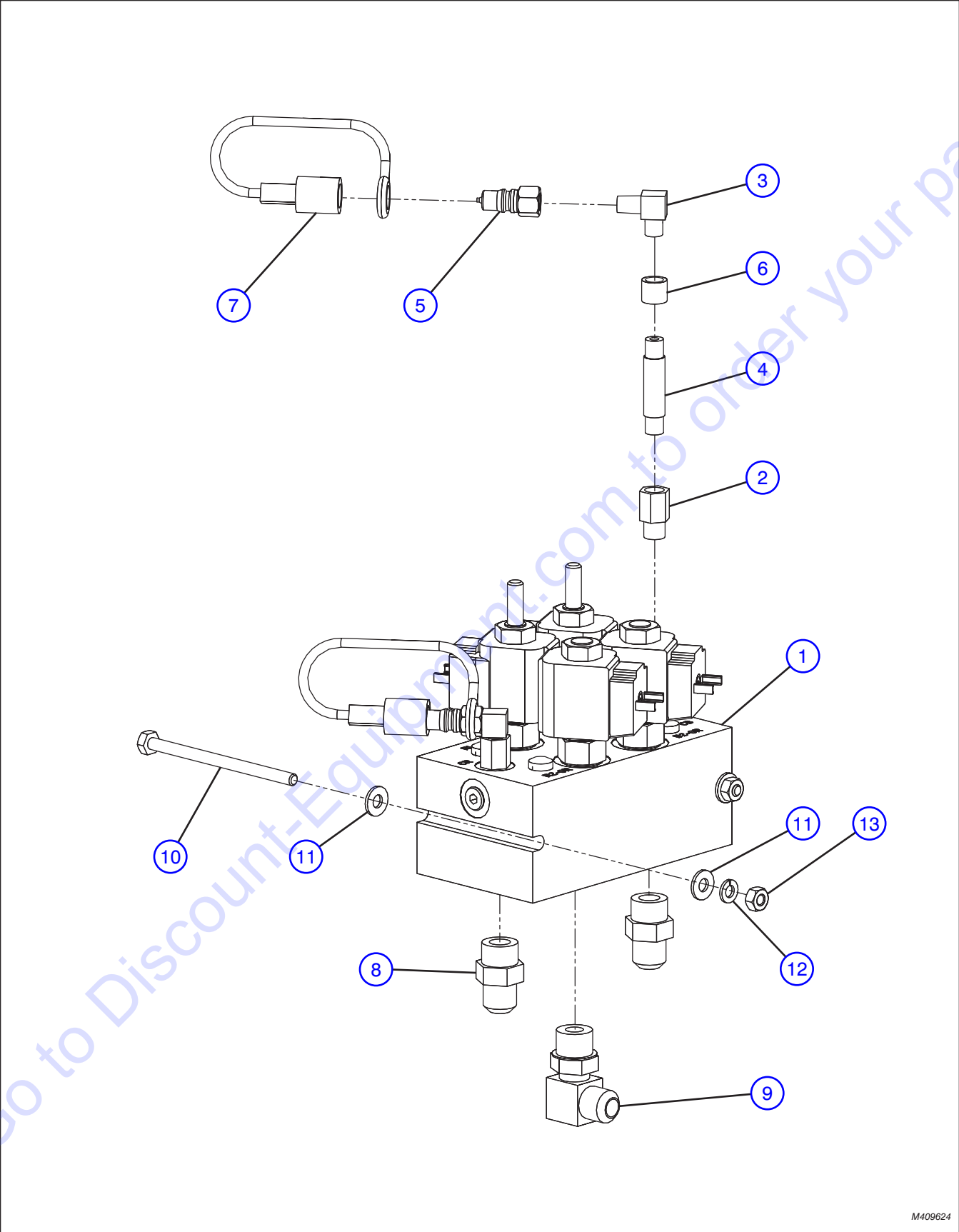
### 3.9 Dual Charge Brake Pedal Assembly



M403339

Index No.	Skyjack Part No.	Qty.	Description
1	4-403338	1	VALVE, Dual brake pedal
2	4-405662	4	FITTING, SAE O-Ring 37° flare
3	4-405703	1	FITTING, SAE O-Ring BOSS 37° flare
4	4-406562	2	PIPE, Internal SAE O-Ring BOSS
5	4-405595	2	PIPE, External 37° flare

3.10 Axle Lock Valve Assembly

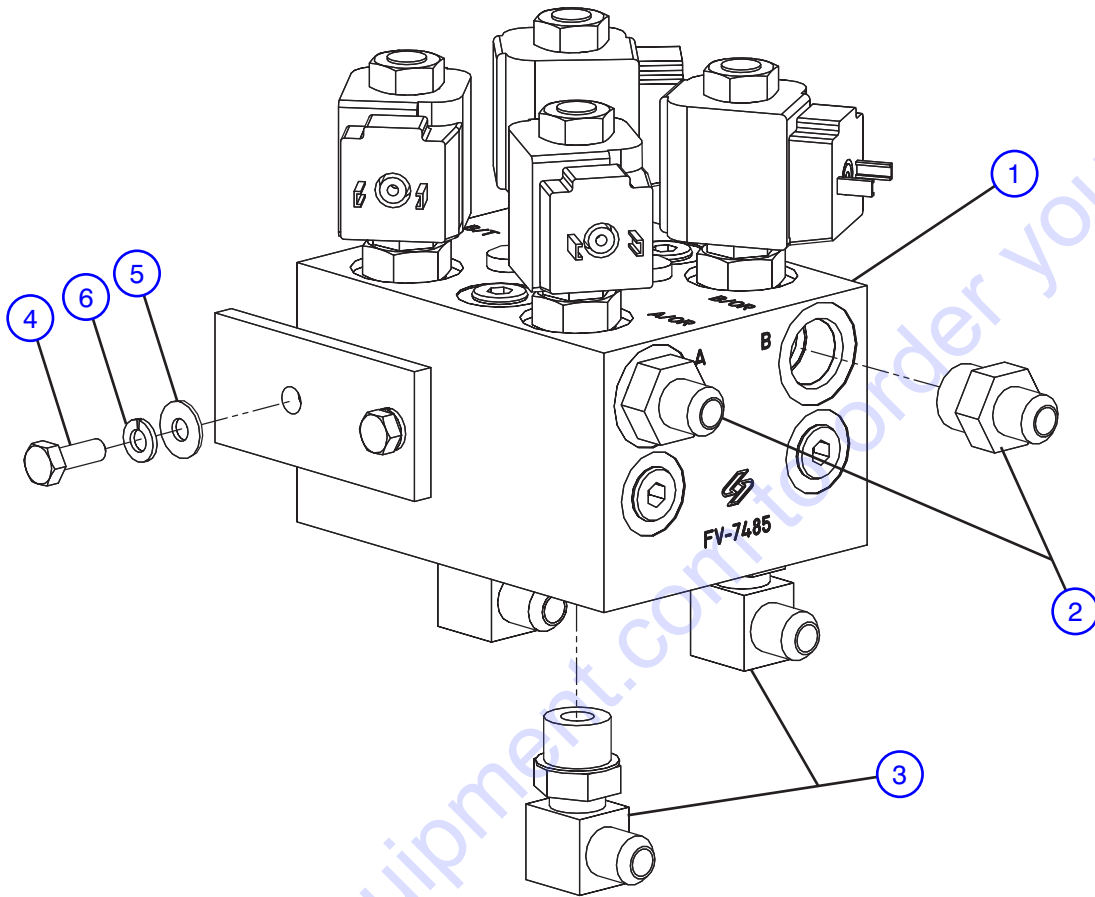


M409624

### 3.10 Axle Lock Valve Assembly

Index No.	Skyjack Part No.	Qty.	Description
-	4-414194	1	SUB-ASSEMBLY, AXLE LOCK HYDRAULIC
1	4-409624	1	• BLOCK, Axle lock valve
2	4-406558	2	• FITTING, O-ring (internal pipe)
3	4-406313	2	• FITTING, Elbow (90° external pipe/external pipe)
4	4-406309	1	• FITTING, External pipe/ external pipe
5	4-410717	2	• QUICK DISCONNECT, (Male half)
6	4-411617	1	• COUPLING, NPT (1/8")
7	4-410719	2	• CAP, Dust (quick coupler)
8	4-405666	3	• FITTING, O-ring (37° flare SAE)
9	4-406257	1	• FITTING, MORB X MJIC (1/2" X 1/2" 90°)
10	4-120738	2	• BOLT, Hex head cap (1/4"-20 X 4" gr.5)
11	4-103995	4	• WASHER, Flat (1/4")
12	4-104000	2	• WASHER, Lock (1/4")
13	4-103980	2	• NUT, Hex (1/4"-20 gr.5)
14	(Ref.)	1	• ACCUMULATOR (Diaphragm (0.75 L, low temp) (For components, refer to Section 4.8)

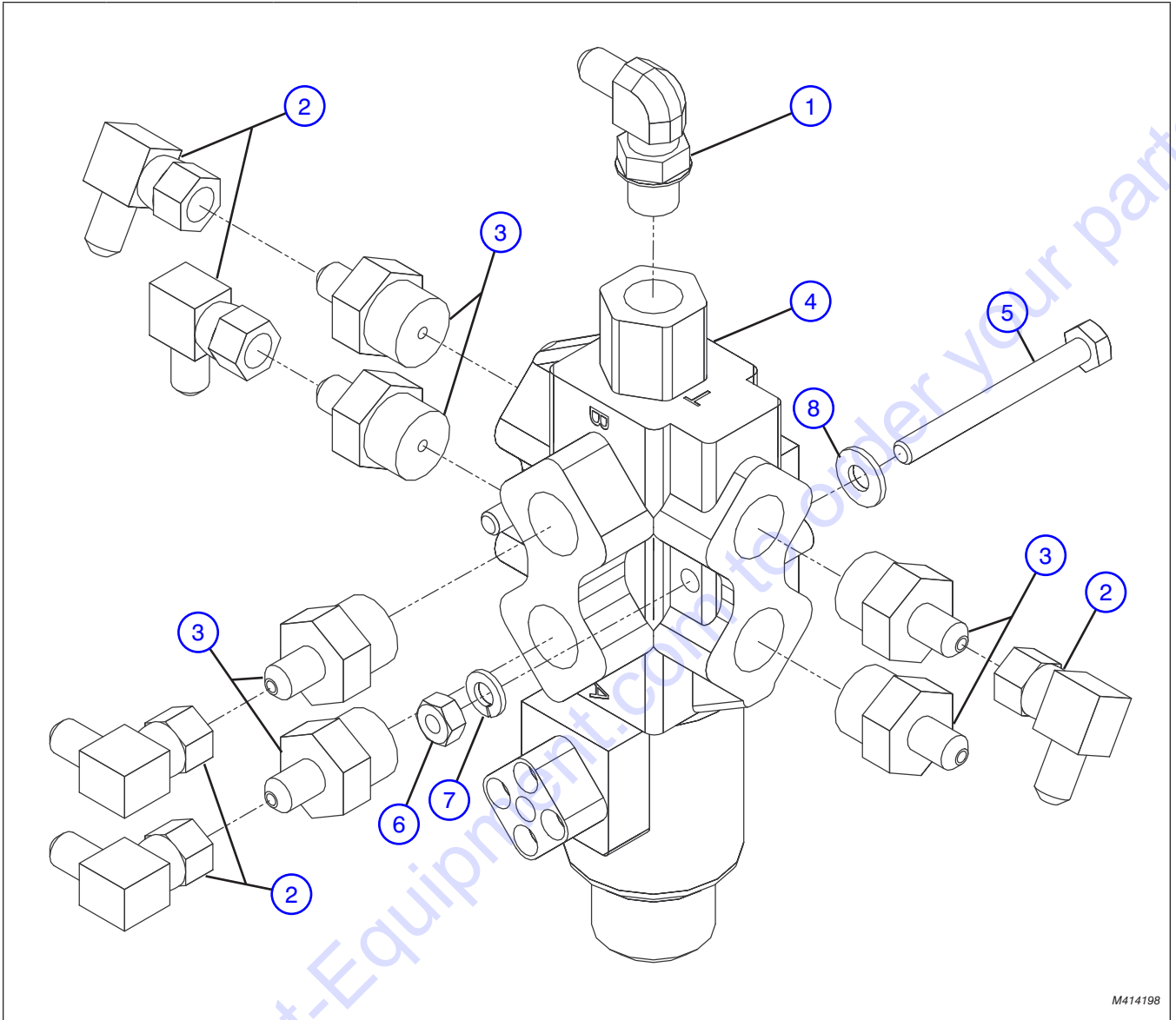
### 3.11 Frame Level Control Valve Assembly



M409625

Index No.	Skyjack Part No.	Qty.	Description
-	4-414198	1	SUB-ASSEMBLY, FRAME LEVEL CONTROL VALVE HYDRAULIC
1	4-409625	1	• VALVE, Frame Level Control
2	4-405665	2	• ADAPTER, (-8 MORB, -6 JIC)
3	4-406256	3	• FITTING, (MORB X MJIC 90°)
4	4-103857	2	• BOLT, Hex head (1/4"-20 X 1" gr.5)
5	4-103995	2	• WASHER, Flat (1/4")
6	4-104000	2	• WASHER, Lock (1/4")

### 3.12 Diverter Valve Assembly



M414198

Index No.	Skyjack Part No.	Qty.	Description
-	4-414198	1	SUB-ASSEMBLY, DIVERTER VALVE HYDRAULIC
1	4-406252	1	• FITTING, SAE O-ring BOSS 37° flare
2	4-406274	5	• FITTING, 37° flare SWIV.
3	4-405664	6	• FITTING, SAE O-Ring (STR AER MORB x MJIC )
4	4-410534	1	• VALVE, Diverter (2-way 12VDC-SAE)
5	4-127284	2	• BOLT, Hex head (1/4" - 20 X 2 1/2" gr. 5)
6	4-103980	2	• NUT, (1/4" - 20 gr.5)
7	4-104000	2	• WASHER, Lock (1/4")
8	4-103995	2	• WASHER, Flat (1/4")

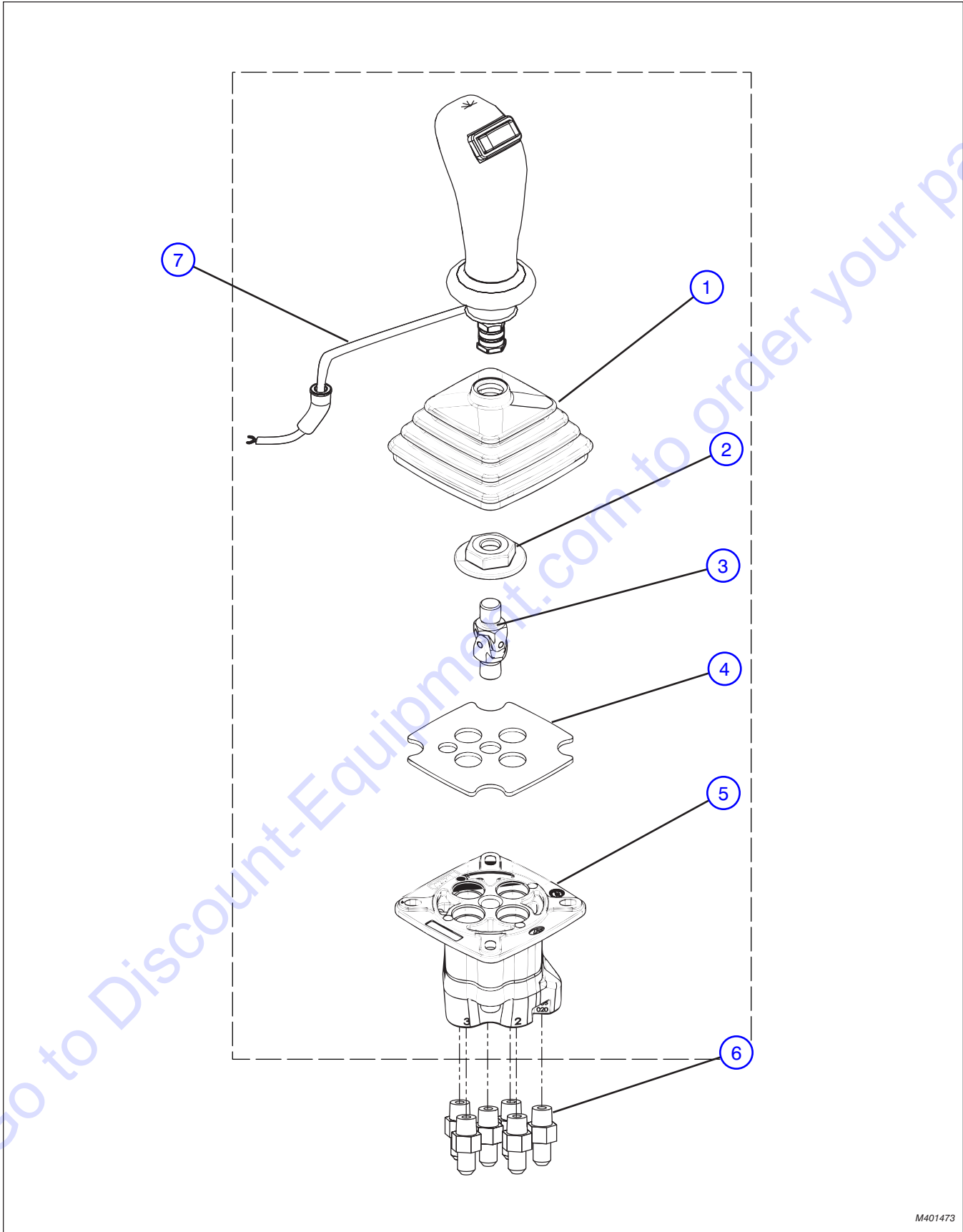




### 3.13 Front Joystick Controller Assembly

Index No.	Skyjack Part No.	Qty.	Description
-	4-401349	1	JOYSTICK, Front controller
1	(Ref.)	1	• KNOB, W-M14 x 1.5
2	(Ref.)	4	• KIT, Plunger (SVM400/420)
3	(Ref.)	4	• ROD, Pin (4 x 12 UNI-EN 28752)
4	(Ref.)	4	• RING, (SVM400-420)
5	(Ref.)	4	• SPRING, Meetering
6	(Ref.)	4	• BUSHING, (SVM400-420 1.9mm)
7	(Ref.)	4	• ROD, Docking (SVM420)
8	(Ref.)	4	• SPRING, Return (Type A)
9	(Ref.)	1	• BOOT, Rubber (Type 4/SVM400-GP-S10)
10	(Ref.)	1	• RING, Selector (SVM420)
11	(Ref.)	1	• JOINT (SVM420 M14 x 1.5)
12	(Ref.)	1	• FLANGE, (SVM400-420)
13	(Ref.)	1	• BODY, (SVM400/01-21SAE ORVN)
14	4-405660	4	FITTING, (37° flare SAE O-Ring
15	4-406559	2	FITTING, Internal pipe
16	4-406346	2	FITTING, External pipe/internal pipe
17	4-405629	2	FITTING, External pipe (37° flare)
18	4-405589	2	FITTING, External pipe (37° flare)
19	(Ref.)	-	HARNESS, Front joystick with microswitch (For components, refer to Section 7.20)

### 3.14 Rear Joystick Controller Assembly



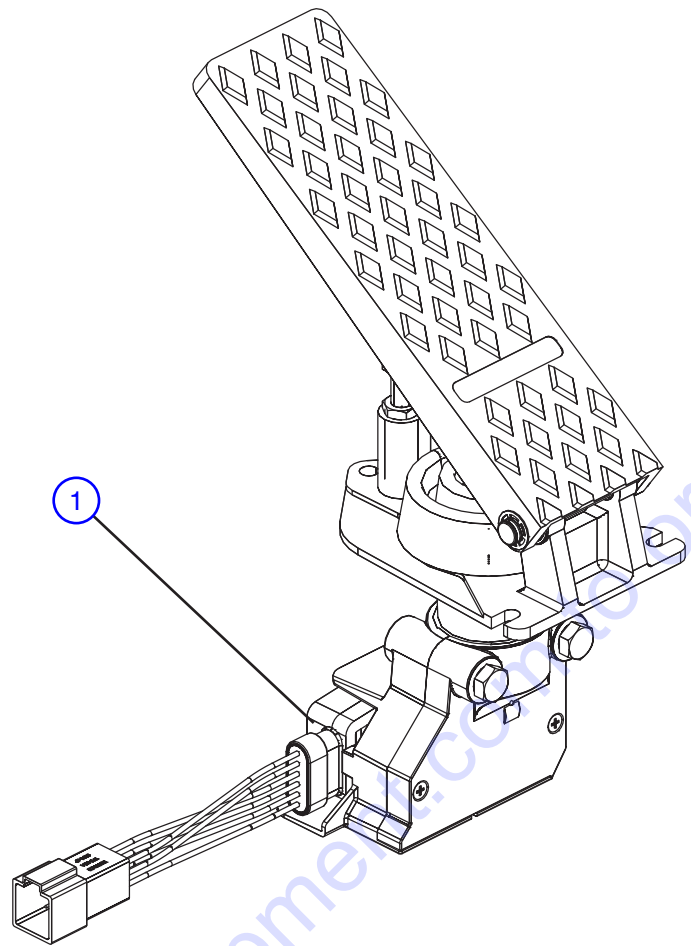
M401473

### 3.14 Rear Joystick Controller Assembly

Index No.	Skyjack Part No.	Qty.	Description
-	4-401473	1	ASSEMBLY, Rear joystick controller
1	(Ref.)	1	• BOOT, Rubber (Type 4/SVM400-GP-S10)
2	(Ref.)	1	• RING, Selector (SVM420)
3	(Ref.)	1	• JOINT (SVM420 M14 x 1.5)
4	(Ref.)	1	• FLANGE, (SVM400-420)
5	(Ref.)	1	• BODY, (SVM400/01-21SAE ORVN)
6	4-405658	6	FITTING, (37° flare SAE)
7	(Ref.)	-	HARNESS, Rear joystick with horizontal rocker switch (For components, refer to Section 7.21)

Go to Discount-Equipment.com to order your parts

**3.15 Throttle Pedal Assembly**



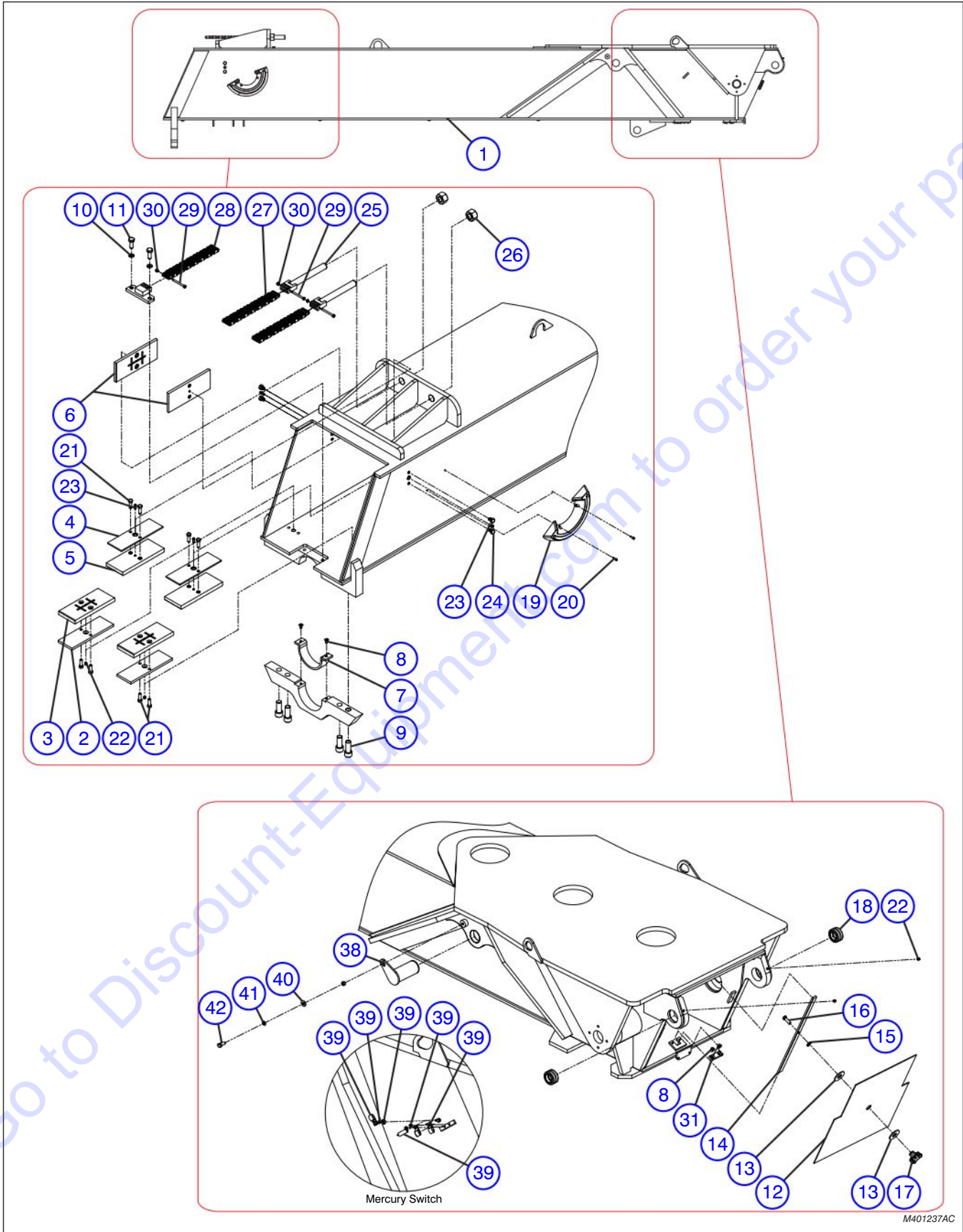
M152201

Index No.	Skyjack Part No.	Qty.	Description
1	4-152201	1	ASSEMBLY, THROTTLE PEDAL

- 4.1 *Main Boom Assembly*
- 4.2 *Primary Boom Assembly*
- 4.3 *Secondary Boom Assembly*
- 4.4 *Booms Assembly*
- 4.5 *Boom Cylinders Assembly*



4.1 Main Boom Assembly



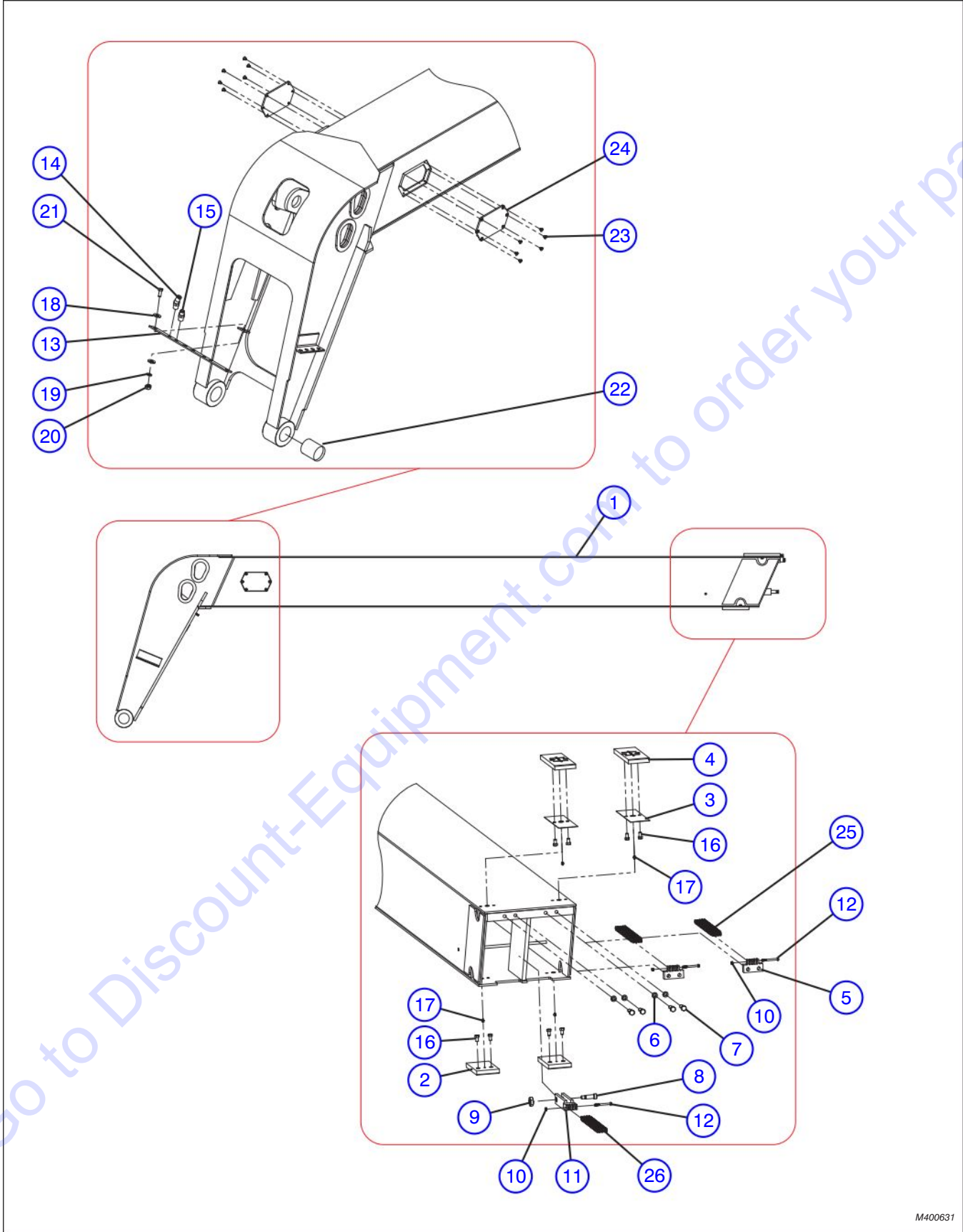
#### 4.1 Main Boom Assembly

Index No.	Skyjack Part No.	Qty.	Description
-	4-401237	1	ASSEMBLY, MAIN BOOM
1	4-401238	1	• WELDMENT, MAIN BOOM
2	4-405767	2	• SPACER, 1/2" slide pad
3	4-400903	2	• PAD, 7/8" slide
4	4-405768	2	• SPACER, 1/4" slide pad
5	4-405762	2	• PAD, 7/8" Slide standard
6	4-400900	2	• PAD, 9/16" slide
7	4-405828	1	• CUSHION, Extension cylinder collar
8	4-411768	4	• SCREW, Socket head cap (3/8" NC X 3/4" FL)
9	4-411859	4	• SCREW, Socket head cap (1"-14 X 2 1/2")
10	4-411731	2	• WASHER, Lock (5/8" zinc)
11	4-411927	2	• SCREW, Hex head cap (5/8"-18 X 1 3/4" gr.8 zinc DICH)
12	4-405824	1	• DOOR, Boom Cover
13	4-411747	2	• WASHER, 1" flat
14	4-405827	1	• POST, Boom door
15	4-404830	1	• RING, Retaining (1" external)
16	4-411711	1	• SCREW, Hex head cap (1/2" NC X 1 1/2" gr.5 zinc)
17	4-404641	1	• KNOB, Door
18	4-410109	2	• BUSHING, Self align ball (1.75" ID)
19	4-407586	1	• INDICATOR, Boom angle
20	4-411918	2	• SCREW, Socket head cap (1/4" NC X 3/4" stainless)
21	4-411755	8	• SCREW, Hex head cap (1/2" NF X 1 1/2" gr.8 DICH)
22	4-410775	4	• FITTING, Grease straight
23	4-404948	4	• FITTING, Grease (1/8" NPT)
24	4-411935	4	• SCREW, Hex head cap (1/2"-20 X 3/4" gr.5 zinc)
25	4-401182	2	• WELDMENT, Chain tension adjuster
26	4-411851	2	• NUT, Hex (1 1/4"-7 gr.5 zinc)
27	4-401253	2	• CHAIN, AL888@205, RBL
28	4-401251	1	• CHAIN, AL888@191, RBL
29	4-411912	3	• SCREW, Hex head cap (5/16"-18 X 3 1/4" gr.5)
30	4-411897	3	• NUT, Lock with nylon insert (5/16"-18 NC)
31	4-412349	1	• BAR, Lock
32	4-412659	2	• CLAMP, Mercury switch holder
33	4-409629	1	• SWITCH, Mercury
34	4-411864	2	• SCREW, Machine (10-24 X 1/2")
35	4-409223	1	• CLAMP, Wire (5/8")
36	4-411667	1	• WASHER, 1/4" flat
37	4-115649	1	• NUT, Lock with nylon inser (1/4"-20 gr.5)
38	4-401270	2	• PIN, Lift cylinder
39	4-408285	2	• SPACER, 3/4" O.D. 12 GA
40	4-411718	2	• WASHER, 1/2" flat
41	4-411719	2	• WASHER, 1/2" lock
42	4-103909	2	• BOLT, Hex head (1/2"-13 X 1.25 gr. 5)



Index No.	Skyjack Part No.	Qty.	Description
-	4-400632	1	ASSEMBLY, PRIMARY BOOM
1	4-412913	1	• WELDMENT, Primary boom
2	4-405768	2	• SPACER, 1/4" slide pad
3	4-405762	4	• PAD, 7/8" Slide standard
4	4-405767	2	• SPACER, 1/2" slide pad
5	4-400901	2	• PAD, 1/2" slide
6	4-400903	2	• PAD, 7/8" slide
7	4-405770	14	• SPACER, 1/16" slide pad
8	4-400902	2	• PAD, 7/8" slide
9	4-400845	1	• PIN, Hose roller 1 1/4" diameter
10	4-412663	5	• WASHER, Thrust
11	4-408288	1	• ROLLER, Hose
12	4-413796	1	• GUIDE, Assembly
13	4-402211	4	• BOLT, Hex head cap (1/2"-20 UNF X 3/4" gr.8 zinc DICH)
14	4-411754	8	• SCREW, Hex head cap (1/2" NF X 1" gr.8 DICH)
15	4-411755	2	• BOLT, Hex head cap (1/2" NF X 1 1/2" gr.8 DICH)
16	4-411965	2	• BOLT, Hex head cap (1/2" NF X 1 3/4" zinc)
17	4-411871	4	• SCREW, Flat head socket cap (1/2"-20 NF X 1")
18	4-410775	8	• FITTING, Grease (1/8" straight)
19	4-404948	2	• FITTING, Grease (1/8" NPT)
20	4-405865	1	• PIN, Roller (retract chain)
21	4-412670	4	• WASHER, Thrust
22	4-405866	3	• ROLLER, Chain
23	4-403174	3	• • BEARING, Garlock
24	4-405873	2	• PIN, Roller (extension chain)
25	4-412349	3	• BAR, Lock
26	4-411768	6	• SCREW, Flat head socket cap (3/8" NC X 3/4")
27	4-410777	4	• FITTING, Grease (1/4"-28 UNF)
28	4-412664	6	• WASHER, Thrust

4.3 Secondary Boom Assembly



M400631

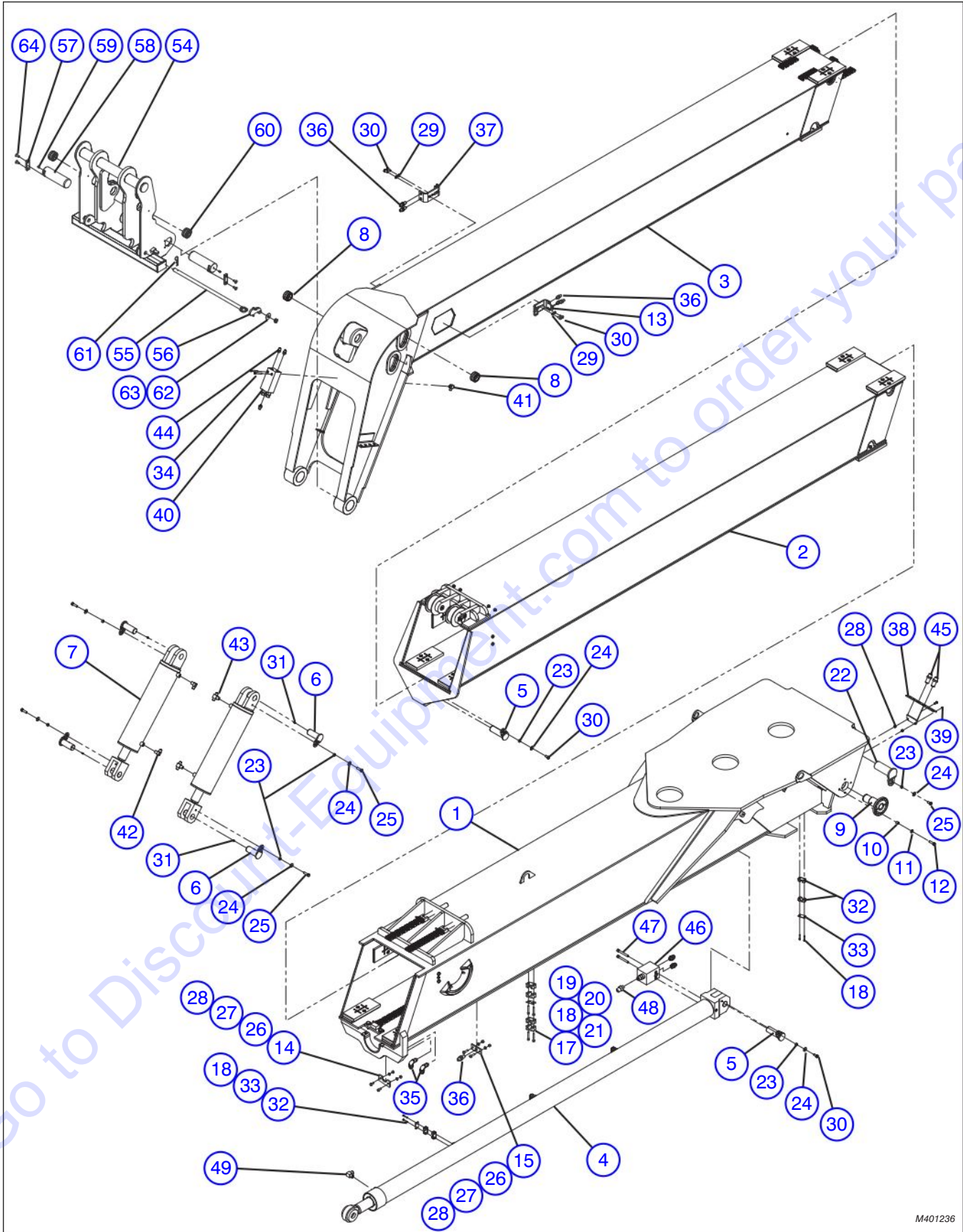


### 4.3 Secondary Boom Assembly

Index No.	Skyjack Part No.	Qty.	Description
-	4-400631	1	ASSEMBLY, SECONDARY BOOM
1	4-412914	1	• WELDMENT, Secondary boom
2	4-408090	2	• PAD, Slide
3	4-405770	2	• SPACER, 1/16" slide pad
4	4-400902	2	• PAD, 7/8" slide
5	4-401172	2	• MOUNT, Chain anchor
6	4-411731	4	• WASHER, Lock (5/8" zinc)
7	4-411725	4	• SCREW, Hex head cap (5/8" X 2" NC)
8	4-414185	1	• SCREW, Socket head shoulder (1" X 1 3/4")
9	4-411917	1	• NUT, Lock (3/4" with nylon insert)
10	4-411897	3	• NUT, Lock with nylon insert (5/16"-18 NC)
11	4-401181	1	• WELDMENT, Return chain mount
12	4-401272	3	• BOLT, (5/16"-18, 2 1/4" SH length gr.5)
13	4-401747	1	• BULKHEAD, Yoke weldment
14	4-405718	2	• FITTING, MJIC 45° elbow
15	4-405716	2	• FITTING, Union JIC bulkhead
16	4-411753	8	• SCREW, Hex head cap (1/2"-20 X 1 1/4" UNF)
17	4-410775	4	• FITTING, Grease straight
18	4-411694	4	• WASHER, Flat (3/8")
19	4-411693	2	• WASHER, Lock (3/8")
20	4-411695	2	• NUT, Hex (3/8")
21	4-411685	2	• SCREW, Hex head cap (3/8" X 1 1/2")
22	4-405904	2	• BEARING, Sleeve
23	4-405889	2	COVER, Access
24	4-411767	12	SCREW, Flat head socket cap bare (3/8" NC X 1/2")
25	(Ref.)	-	CHAIN, Extend (For components, refer to Section 4.1)
26	(Ref.)	-	CHAIN, Retract (For components, refer to Section 4.1)



4.4 Booms Assembly



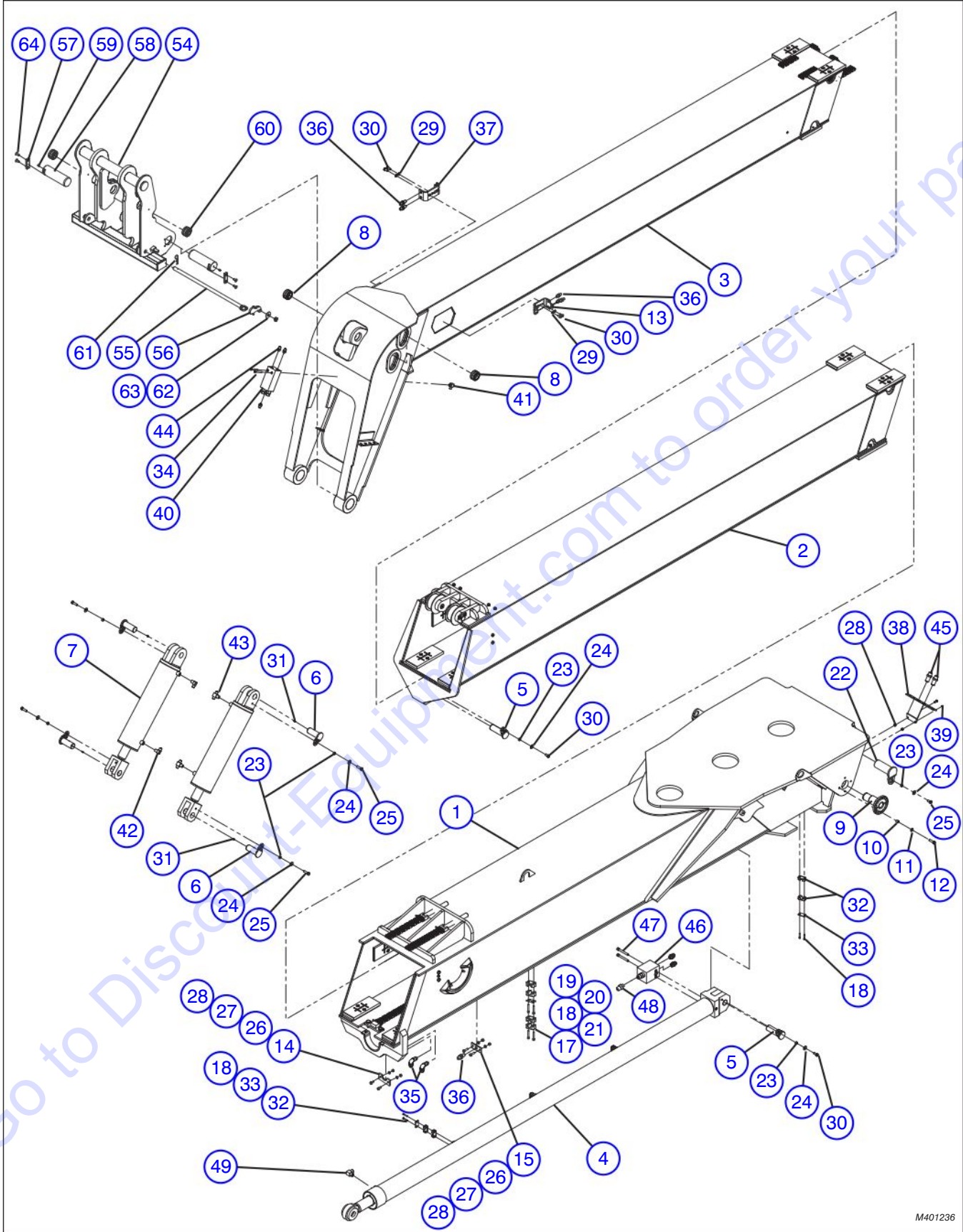
M401236

#### 4.4 Booms Assembly

Index No.	Skyjack Part No.	Qty.	Description
-	4-401236	1	ASSEMBLY, BOOM
1	(Ref.)	1	• ASSEMBLY, MAIN BOOM (For components, refer to Section 4.1)
2	(Ref.)	1	• ASSEMBLY, PRIMARY BOOM (For components, refer to Section 4.2)
3	(Ref.)	1	• ASSEMBLY, SECONDARY BOOM (For components, refer to Section 4.3)
4	4-409301	1	• CYLINDER, Extension
5	4-413009	2	• PIN, Retaining
6	4-412978	4	• PIN, Slave cylinder base (4.5")
7	4-409295	2	• CYLINDER, Tilt/Slave
8	4-410109	2	• BUSHING, Self align ball (1.75" ID)
9	4-412752	2	• PIN WELDMENT, Boom mount
10	4-405525	8	• KEEPER, Boom pivot pin
11	4-411969	8	• WASHER, Flat (1/2" L9 DICH)
12	4-411965	8	• BOLT, Hex head cap (1/2" NF X 1 3/4" zinc DIC)
13	4-412944	1	• BRACKET, Cable holder
14	4-404085	1	• BRACKET, Cable plug support
15	4-404084	1	• BRACKET, Cable carrier hose bulkhead
16	4-405769	8	• SPACER, 1/8"
17	4-409793	4	• BOLT, Stack (SB-3)
18	4-411899	22	• SCREW, Hex head socket cap (1/4" NC X 1 1/2" stainless)
19	4-407149	12	• BLOCK, Clamp
20	4-412482	2	• PLATE, Locking (LP-3)
21	4-410551	4	• PLATE, Cover
22	4-413007	2	• PIN, Cylinder
23	4-408285	8	• SPACER
24	4-411718	8	• WASHER, Flat (1/2")
25	4-411953	6	• SCREW, Hex head cap (1/2"-13 X 1 3/4" gr.8 zinc)
26	4-411696	4	• BOLT, 3/8 NC x 1 1/4 hex cap gr5, zinc
27	4-411693	4	• WASHER, 3/8 Lock
28	4-411695	6	• NUT, Hex (3/8" NC)
29	4-411719	4	• WASHER, Lock (1/2" zinc)
30	4-411710	6	• SCREW, Hex head cap (1/2" NC X 1" gr.5 zinc)
31	4-410781	4	• FITTING, Grease (1/4" -28)
32	4-407692	14	• BLOCK, Clamp
33	4-410552	7	• COVER, Plate
34	4-411749	2	• SCREW, Hex head socket cap (3/8" NC X 3")
35	4-405722	4	• FITTING, (90° SAE 37° JIC flare union)
36	4-405716	6	• BULKHEAD, Union JIC
37	4-408248	1	• BRACKET, Hose tension
38	4-412896	1	• WELDMENT, Hose bulkhead
39	4-411683	2	• SCREW, Hex head cap (3/8"-16 X 3/4" NC gr.5)
40	4-410296	1	• VALVE, Lock
41	4-405633	1	• ADAPTER, (MNPT X MJIC 90° 3/8" X 1/2")

Parts list continued on the following page.

4.4 Booms Assembly - Continued



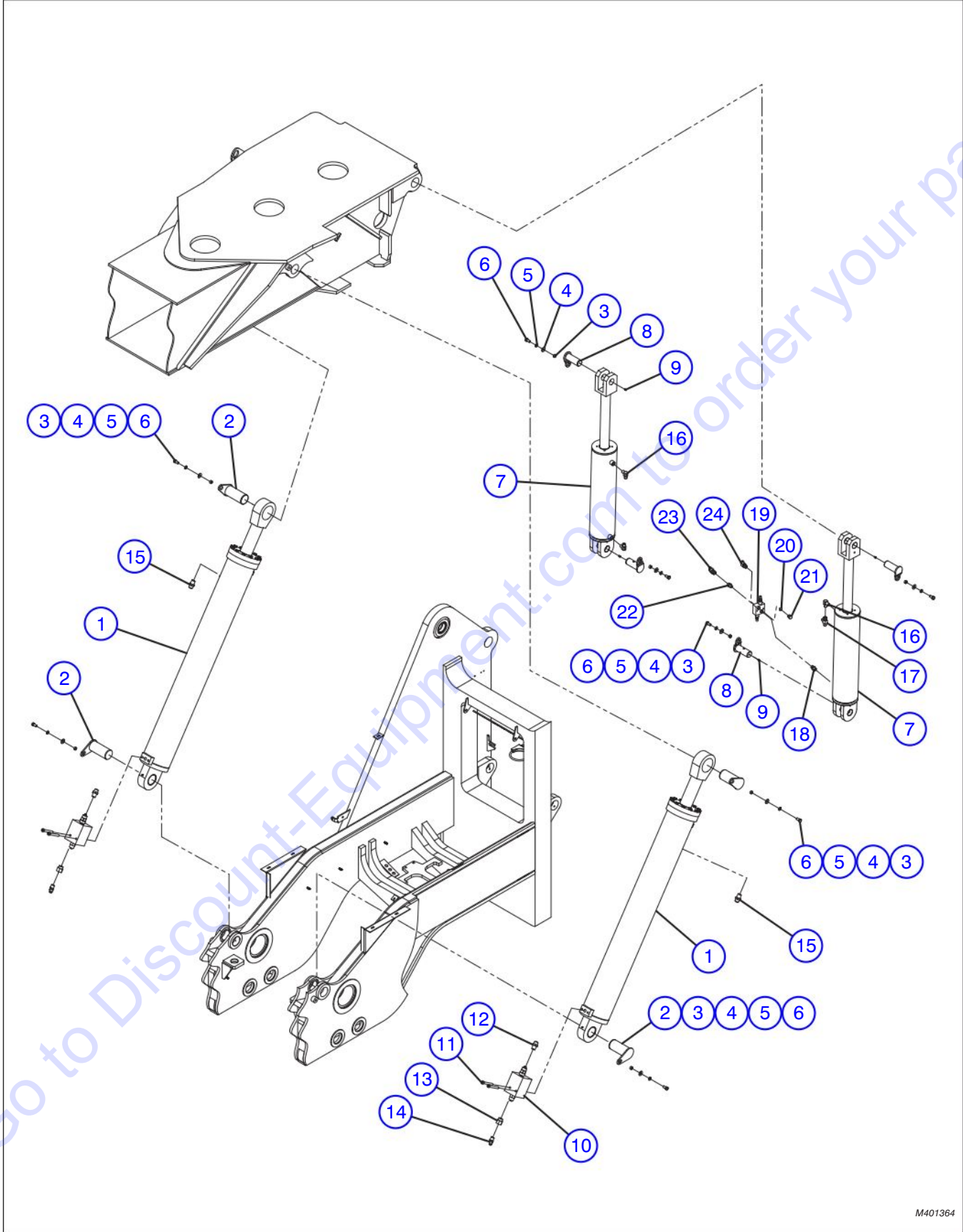
M401236

4.4 Booms Assembly - Continued

Index No.	Skyjack Part No.	Qty.	Description
<b>Parts list continued from the previous page.</b>			
42	4-405637	2	• ADAPTER (MNPT X MJIC AER)
43	4-405696	2	• BRANCH TEE, (male JIC X MNPT)
44	4-405666	3	• O-RING, (SAE 37° flare)
45	4-405717	2	• BULKHEAD ADAPTER, (JIC/JIC)
46	4-410204	1	• VALVE, Lock (2044 lift & extend cylinders)
47	4-411756	2	• SCREW, Hex head socket cap (1/2" NC X 4")
48	4-405648	3	• ADAPTER, (MORB X MJIC)
49	4-405617	1	• FITTING, Elbow (NPT/JIC)
50	4-405711	4	• SPACER, 3/8" (not shown)
51	4-408223	2	• SPACER, Boom frame 3/16" (not shown)
52	4-408222	1	• SPACER, Boom frame 1/8" (not shown)
53	4-408221	1	• SPACER, Boom frame 1/16" (not shown)
-	4-413313	1	SUB-CARRIAGE, Assembly
54	4-400606	1	• WELDMENT, Sub-Carriage
55	4-400163	1	• WELDMENT, Carriage pin
56	4-400407	1	• WELDMENT, Carriage stop pin
57	4-405056	2	• PLATE, Pin lock
58	4-405547	2	• PIN, Carriage mount
59	4-410775	2	• FITTING, Grease (1/8" NPT)
60	4-410109	2	• BUSHING, Self align ball (1.75" ID)
61	4-414188	1	• PIN, Cotter (3 1/2")
62	4-411742	1	• WASHER, Flat (3/4")
63	4-411917	1	• NUT, Lock (3/4" with nylon insert)
64	4-411939	4	• SCREW, Hex head socket cap (1/2"-13 X 1" alloy steel)



4.5 Boom Cylinders Assembly



M401364

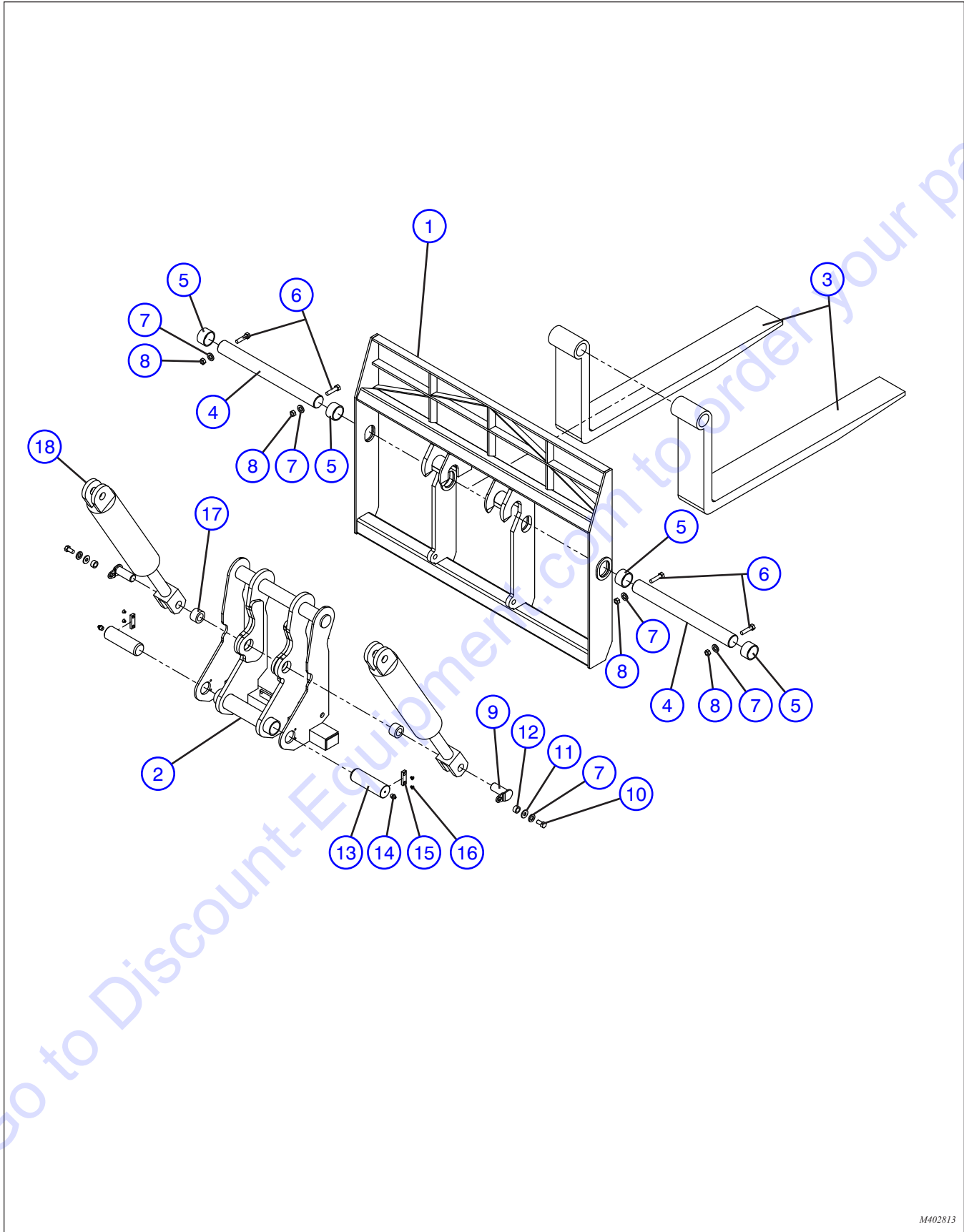
#### 4.5 Boom Cylinders Assembly

Index No.	Skyjack Part No.	Qty.	Description
-	4-401364	1	ASSEMBLY, BOOM CYLINDERS
1	4-401061	2	• CYLINDER, Lift
2	4-401270	4	• WELDMENT, Pin (lift cylinder)
3	4-408285	8	• SPACER
4	4-411718	8	• WASHER, Flat (1/2")
5	4-411719	8	• WASHER, Lock (1/2" zinc)
6	4-411710	8	• SCREW, Hex head cap (1/2" NC X 1" gr.5 zinc)
7	4-409295	2	• CYLINDER, Tilt/Slave
8	4-413007	4	• PIN, SLAVE CYLINDER BASE
9	4-410779	4	• FITTING, Grease (1/4"-28) (if equipped)
10	4-410204	2	• VALVE, LOCK (2044 lift & extend cylinder)
11	4-411756	4	• SCREW, Socket head cap (1/2" NC X 4")
12	4-405648	2	• ADAPTER, (MORB X MJIC)
13	4-406553	2	• O-RING, (SAE NPT)
14	4-405605	2	• ADAPTER, (MNPT X MJIC 45° AER)
15	4-405582	2	• ADAPTER, (MNPT X MJIC)
16	4-405637	3	• ADAPTER, (MNPT X MJIC AER)
17	4-405703	1	• FITTING, (swivel 37°, flare, 37° flare)
18	4-405599	1	• FITTING, (37° flare)
19	4-404752	1	• VALVE, Crossover Relief
20	4-406628	1	• O-RING, (#8)
21	4-409175	1	• PLUG, (37° flare)
22	4-405666	1	• O-RING, (37° flare SAE)
23	4-406275	1	• ADAPTER, (MJIC X FJIC 90° 1/2" X 1/2" AER)
24	4-406257	1	• ADAPTER, (MORB 1/2" ORB X 1/2" JIC 90°)



- 5.1 **Standard Carriage Attachment**
- 5.2 **Fork Positioner Attachment**
- 5.3 **Fork Positioner/Side Shift Q.D. Carriage Attachment**
- 5.4 **72" Service Fork Positioner/Side Shift Carriage Attachment**
- 5.5 **Intgeral Fork Positioner/Side Shift Carriage Attachment**
- 5.6 **Bridge Stripper Attachment**
- 5.7 **Pipe and Pole Grapppler Attachment**
- 5.8 **Winch Attachment**
- 5.9 **5' Jib Boom Attachment**
- 5.10 **Bucket Attachment**
- 5.11 **51" Coil Ram Attachment**

### 5.1 Standard Carriage Assembly

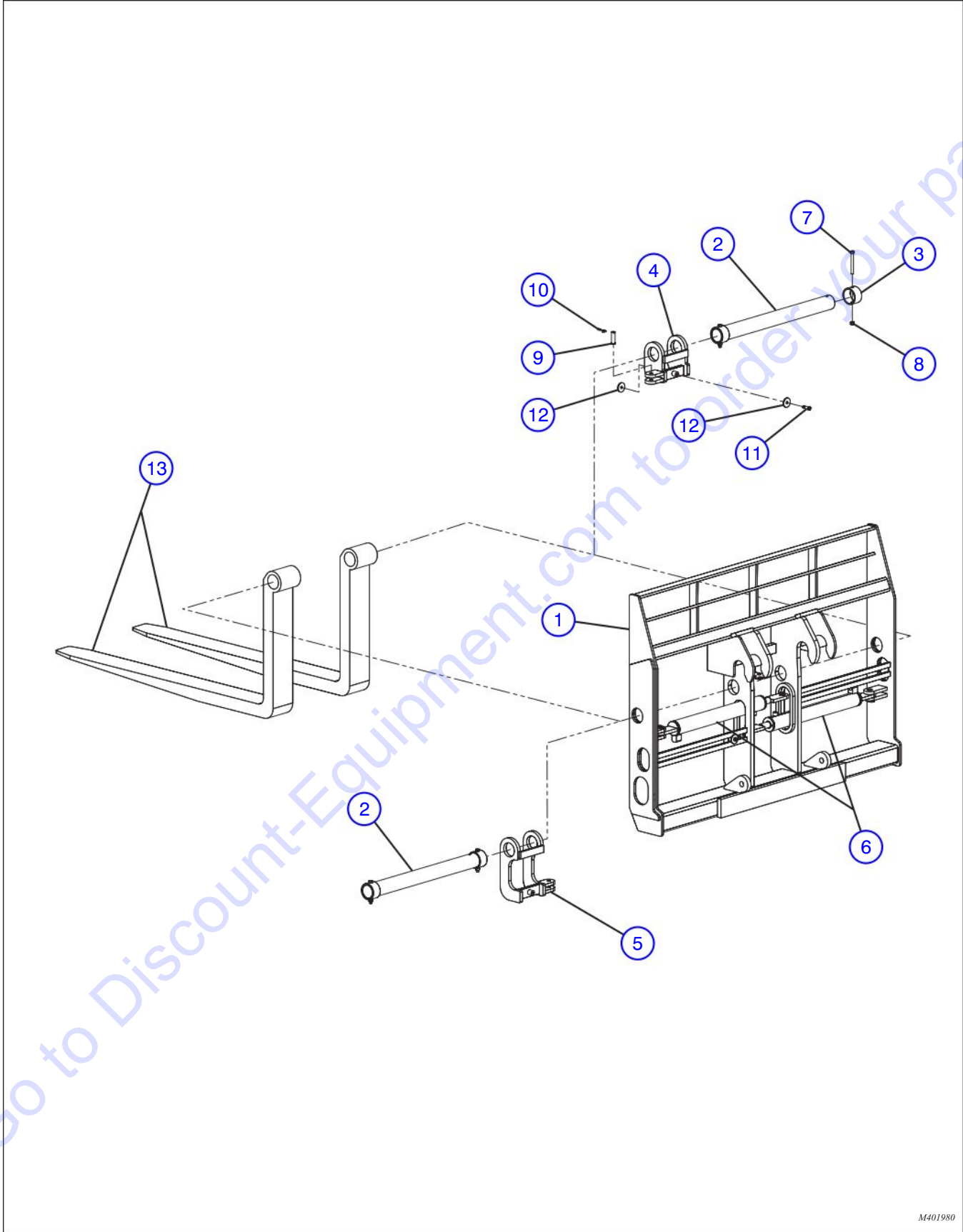


M402813

## 5.1 Standard Carriage Assembly

Index No.	Skyjack Part No.	Qty.	Description
<b>A</b>	4-402813	1	ASSEMBLY, 72" Standard carriage
<b>B</b>	4-402814	1	ASSEMBLY, 84" Standard carriage
1	4-412917	1	<ul style="list-style-type: none"> <li>• WELDMENT, Carriage (72") <b>A</b></li> <li>• WELDMENT, Carriage (84") <b>B</b></li> </ul>
	4-412936	1	
2	(Ref.)	-	<ul style="list-style-type: none"> <li>• WELDMENT, Sub-carriage</li> </ul> <p style="color: blue;">(For components, refer to Section 4.4)</p>
3	4-401079	2	<ul style="list-style-type: none"> <li>• FORKS, (2 3/4" X 6" X 48")</li> <li>• FORKS, (2 3/4" X 6" X 60")</li> <li>• FORKS, (2 3/4" X 6" X 72")</li> <li>• FORKS, (2 3/4" X 6" X 96")</li> </ul>
	4-401080	2	
	4-401081	2	
	4-401082	2	
4	4-401410	2	<ul style="list-style-type: none"> <li>• BAR, Fork (3.00" DIA X 34.56" long) <b>A</b></li> <li>• BAR, Fork (3.00" DIA X 40.56" long) <b>B</b></li> </ul>
	4-401426	2	
5	4-405939	2	<ul style="list-style-type: none"> <li>• COLLAR, Fork bar</li> </ul>
6	4-411717	4	<ul style="list-style-type: none"> <li>• BOLT, Hex head (1/2"-13 NC x 4 1/2")</li> </ul>
7	4-411719	6	<ul style="list-style-type: none"> <li>• WASHER, Lock (1/2")</li> </ul>
8	4-411720	4	<ul style="list-style-type: none"> <li>• NUT, Hex head (1/2"-13 NC)</li> </ul>
9	4-412978	2	<ul style="list-style-type: none"> <li>• PIN, Slave cylinder base</li> </ul>
10	4-411710	2	<ul style="list-style-type: none"> <li>• BOLT, Hex head (1/2"-13 NC x 1" )</li> </ul>
11	4-411718	2	<ul style="list-style-type: none"> <li>• WASHER, Flat (1/2")</li> </ul>
12	4-408285	2	<ul style="list-style-type: none"> <li>• SPACER, Pin keeper</li> </ul>
13	4-405547	2	<ul style="list-style-type: none"> <li>• PIN, Carriage mounting</li> </ul>
14	4-410775	2	<ul style="list-style-type: none"> <li>• FITTING, Grease</li> </ul>
15	4-405056	2	<ul style="list-style-type: none"> <li>• BAR, Lock</li> </ul>
16	4-411772	4	<ul style="list-style-type: none"> <li>• SCREW, Flathead socket cap (1/2"-13 NC x 3/4")</li> </ul>
17	4-410109	2	<ul style="list-style-type: none"> <li>• BUSHING, Self aligning ball</li> </ul>
18	4-409295	-	TILT/SLAVE CYLINDER

5.2 Fork Positioner Carriage Assembly

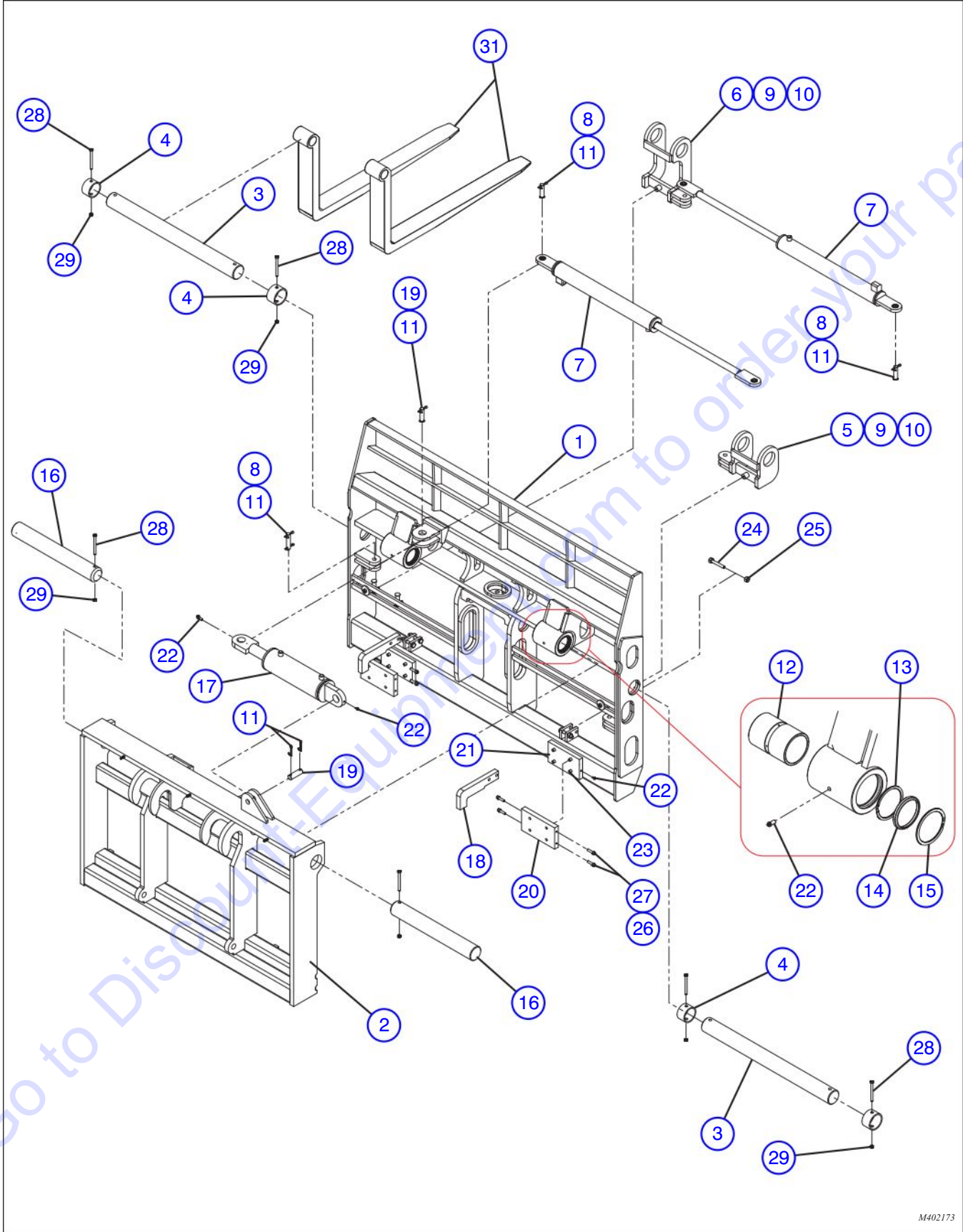


M401980

## 5.2 Fork Positioner Carriage Assembly

Index No.	Skyjack Part No.	Qty.	Description
<b>A</b>	4-401980	1	ASSEMBLY, 72" FORK POSITIONER CARRIAGE
<b>B</b>	4-401425	1	ASSEMBLY, 84" FORK POSITIONER CARRIAGE
1	4-401380	1	<ul style="list-style-type: none"> <li>• WELDMENT, Fork positioner carriage, 72" <b>A</b></li> <li>• WELDMENT, Fork positioner carriage, 84" <b>B</b></li> <li>• BAR, Fork (3.00" DIA X 34.56" long) <b>A</b></li> <li>• BAR, Fork (3.00" DIA X 40.56" long) <b>B</b></li> <li>• COLLAR, Fork bar</li> <li>• WELDMENT, Fork carrier (right hand)</li> <li>• WELDMENT, Fork carrier (left hand)</li> <li>• CYLINDER, 72" Fork positioner <b>A</b></li> <li>• CYLINDER, 84" Fork positioner <b>B</b></li> <li>• BOLT, Hex head cap (1/2"-13 NC x 4 1/2" gr.5 zinc)</li> <li>• NUT, Lock (1/2"-13NC zinc with nylon insert)</li> <li>• PIN, Stepped (3/4" X 2 1/4")</li> <li>• PIN, Cotter (1/4" X 1 3/4")</li> <li>• SCREW, Shoulder (0.50" X 1.00" self locking)</li> <li>• WASHER, Flat (2.00" DIA, bronze)</li> <li>• FORKS, (2 3/4" X 6" X 48")</li> <li>• FORKS, (2 3/4" X 6" X 60")</li> <li>• FORKS, (2 3/4" X 6" X 72")</li> <li>• FORKS, (2 3/4" X 6" X 96")</li> </ul>
	4-401422	1	
2	4-401410	2	
	4-401426	2	
3	4-405939	4	
4	4-401324	1	
5	4-401323	1	
6	4-401981	2	
	4-401427	2	
7	4-411717	4	
8	4-411838	4	
9	4-401273	4	
10	4-401012	4	
11	4-401266	2	
12	4-401267	4	
13	4-401079	2	
	4-401080	2	
	4-401081	2	
	4-401082	2	

5.3 Fork Positioner/Side Shift Q.D. Carriage Assembly



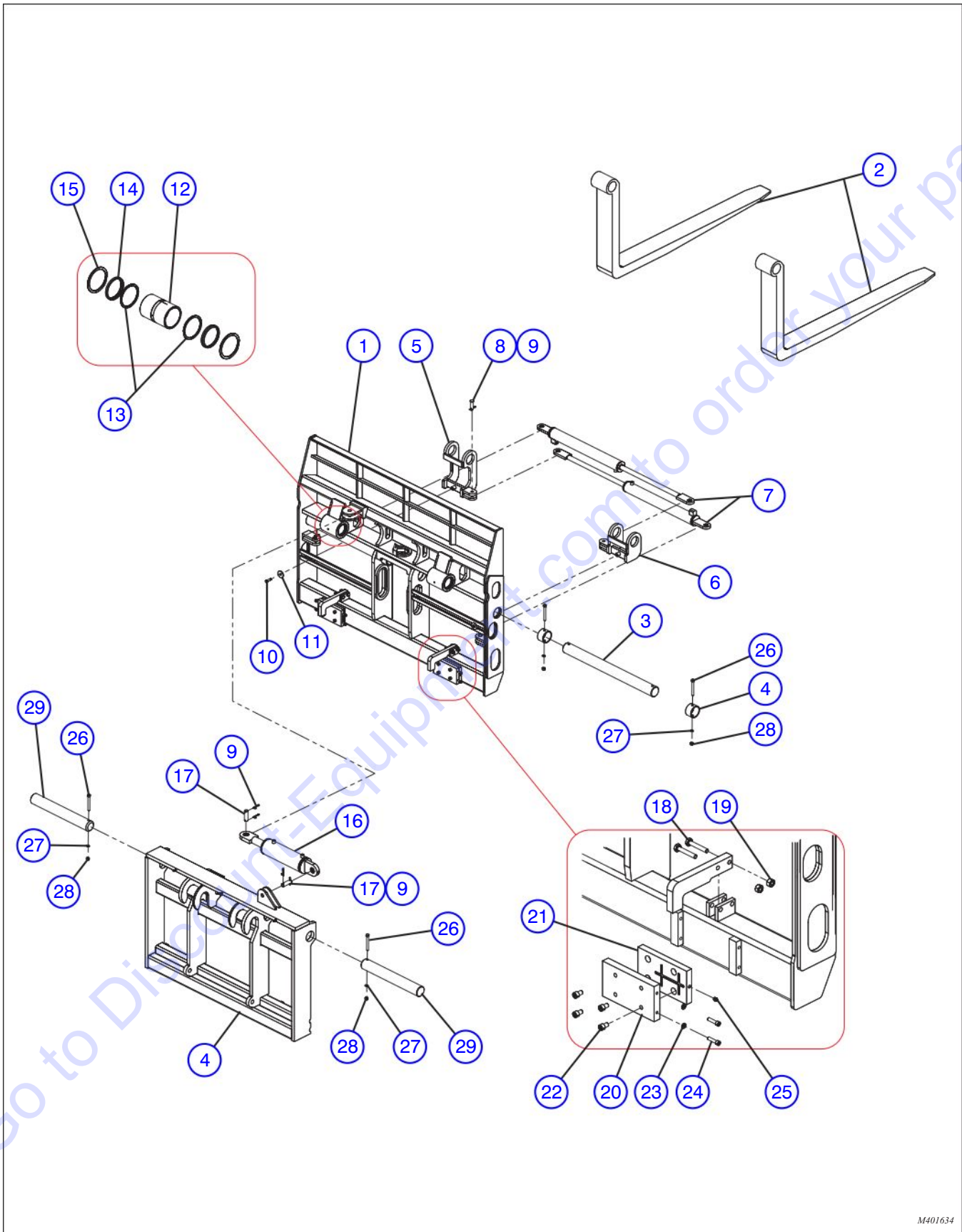
M402173



### 5.3 Fork Positioner/Side Shift Q.D. Carriage Assembly

Index No.	Skyjack Part No.	Qty.	Description
<b>A</b>	4-402173	1	ASSEMBLY, 72" FORK POSITIONER/SIDE SHIFT Q.D. CARRIAGE
<b>B</b>	4-401661	1	ASSEMBLY, 84" FORK POSITIONER/SIDE SHIFT Q.D. CARRIAGE
1	4-402172	1	• WELDMENT, 72" FS/SS Q.D. carriage <b>A</b>
	4-401660	1	• WELDMENT, 84" FS/SS Q.D. carriage <b>B</b>
2	4-412938	1	• SUBCARRIAGE, Shift
3	4-401410	2	• BAR, Fork (3.00" DIA X 34.56") <b>A</b>
	4-401426	2	• BAR, Fork (3.00" DIA X 40.56") <b>B</b>
4	4-405939	4	• COLLAR, Fork bar
5	4-401324	1	• WELDMENT, Fork carrier (RH)
6	4-401323	1	• WELDMENT, Fork carrier (LH)
7	4-401981	2	• CYLINDER, 72" Fork positioner <b>A</b>
	4-401427	2	• CYLINDER, 84" Fork positioner <b>B</b>
8	4-401273	4	• PIN, Stepped (3/4" DIA X 2 1/4")
9	4-401266	2	• SCREW, Shoulder (1/2" X 1" self locking)
10	4-401267	4	• WASHER, Bronze (2.0" DIA)
11	4-401012	8	• PIN, Cotter (1/4" X 1 3/4")
12	4-405544	2	• BEARING, Side Shift
13	4-400933	4	• RETAINING RING, (WHT-350)
14	4-409148	4	• WIPER, D (3")
15	4-400934	4	• RETAINING RING, (WHM-375)
16	4-405557	2	• SUPPORT BAR, Side shift subcarriage
17	4-409237	1	• CYLINDER, Side shift
18	4-401346	2	• PLATE, Tie back
19	4-400944	2	• PIN, (1.00" DIA)
20	4-406043	2	• PLATE, Pad mount (Side shift carriage)
21	4-405766	2	• SLIDE PAD, Top 7/8" side shift carriage
22	4-410775	2	• FITTING, Grease (1/8" NPT) <b>A</b>
		6	• FITTING, Grease (1/8" NPT) <b>B</b>
23	4-411772	8	• SCREW, Socket head cap (1/2" X 3/4")
24	4-411901	4	• SCREW, Hex head cap (1/2" NF X 3" gr.8 plated)
25	4-411842	4	• NUT, Lock with nylon insert (1/2"-20)
26	4-411693	8	• WASHER, Lock (3/8" zinc)
27	4-411697	8	• SCREW, Socket head cap (3/8" NC X 1 3/4")
28	4-411717	6	• SCREW, Hex head cap (1/2"-13 X 4 1/2" gr.5 zinc)
30	4-411838	6	• NUT, Lock with nylon insert (1/2"-13 NC)
31	4-401079	2	• FORKS, (2 3/4" X 6" X 48") <b>A, B</b>
	4-401080	2	• FORKS, (2 3/4" X 6" X 60") <b>A, B</b>
	4-401081	2	• FORKS, (2 3/4" X 6" X 72") <b>A, B</b>
	4-401082	2	• FORKS, (2 3/4" X 6" X 96") <b>A, B</b>
32	4-407824	6	• CONNECTOR, Quick, male butterfly <b>B (Not Shown)</b>
33	4-407825	6	• CONNECTOR, Quick, female butterfly <b>B (Not Shown)</b>

### 5.4 72" Service Fork Positioner/Side Shift Carriage Assembly

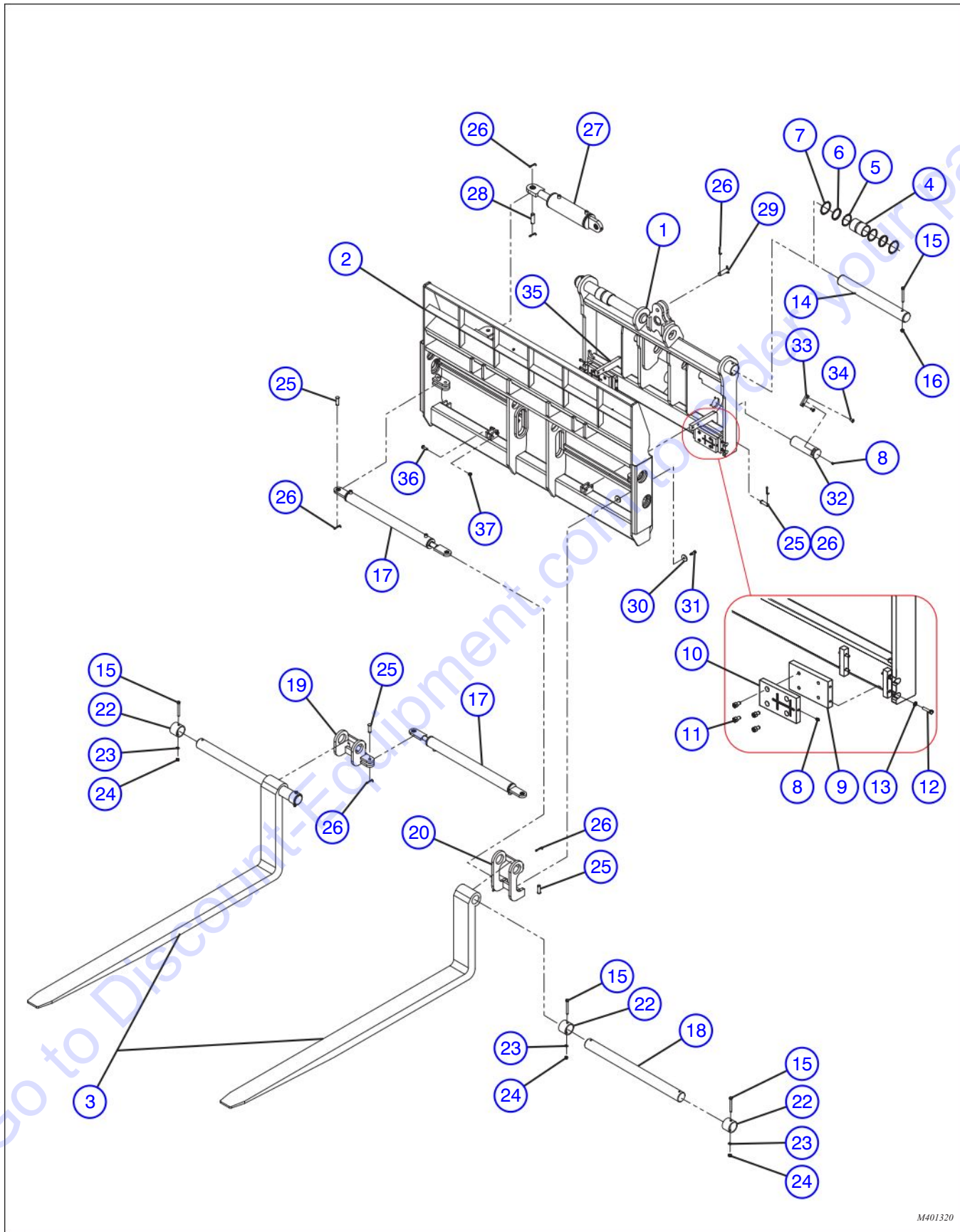


M401634

### 5.4 72" Service Fork Positioner/Side Shift Carriage Assembly

Index No.	Skyjack Part No.	Qty.	Description
-	4-401634	1	ASSEMBLY, 72" SERVICE FORK POSITIONER/SIDE SHIFT CARRIAGE
1	4-401600	1	• WELDMENT, CARRIAGE (72" FS/SS QD)
2	4-401079	2	• FORK, (2 3/4" X 6" X 48")
	4-401080	2	• FORK, (2 3/4" X 6" X 60")
	4-401081	2	• FORK, (2 3/4" X 6" X 72")
	4-401082	2	• FORK, (2 3/4" X 6" X 96")
3	4-401410	2	• BAR, Fork (3.00" DIA X 34.56" long)
4	4-405939	4	• COLLAR, Fork bar
5	4-401397	1	• WELDMENT, Fork carrier (LH)
6	4-401398	1	• WELDMENT, Fork carrier (RH)
7	4-401401	2	• CYLINDER, Fork positioner
8	4-401273	4	• PIN, STEPPED, .75 DIA X 2.25 LG
9	4-401012	4	• PIN, Cotter (1/4" X 1 3/4")
10	4-401266	2	• SCREW, Shoulder,(0.50" X 1.0" self locking)
11	4-401267	4	• WASHER, Bronze (2.0" DIA)
12	4-405544	2	• BEARING, Zinc-aluminum
13	4-400933	4	• RING, Retaining (WHT-350)
14	4-409148	4	• WIPER, D (3")
15	4-400934	4	• RING, Retaining (WHM-375)
16	4-409237	1	• CYLINDER, Side shift
17	4-400944	2	• PIN, (1.00")
18	4-411901	4	• SCREW, Hex head cap (1/2" NF X 3" gr.8 plated)
19	4-411842	4	• NUT, Lock with nylon insert (1/2"-20)
20	4-406043	2	• PLATE, Shift subcarriage
21	4-405766	2	• SLIDE PAD, Side shift carriage
22	4-411772	8	• SCREW, Hex head cap (1/2" X 4")
23	4-411693	8	• WASHER, Lock (3/8" zinc)
24	4-411780	8	• SCREW, Socket head cap (3/8" NC X 1 1/2" zinc)
25	4-410775	6	• FITTING, Grease (1/8" NPT)
26	4-411717	6	• SCREW, Hex head cap (1/2"-13 x 4 1/2" gr.5 zinc)
27	4-411719	4	• WASHER, Lock (1/2" zinc)
28	4-411720	4	• NUT, (1/2"-13 NC)
29	4-405557	2	• SHAFT, Side-shift carriage

### 5.5 Integral Fork Positioner/Side Shift Carriage Assembly



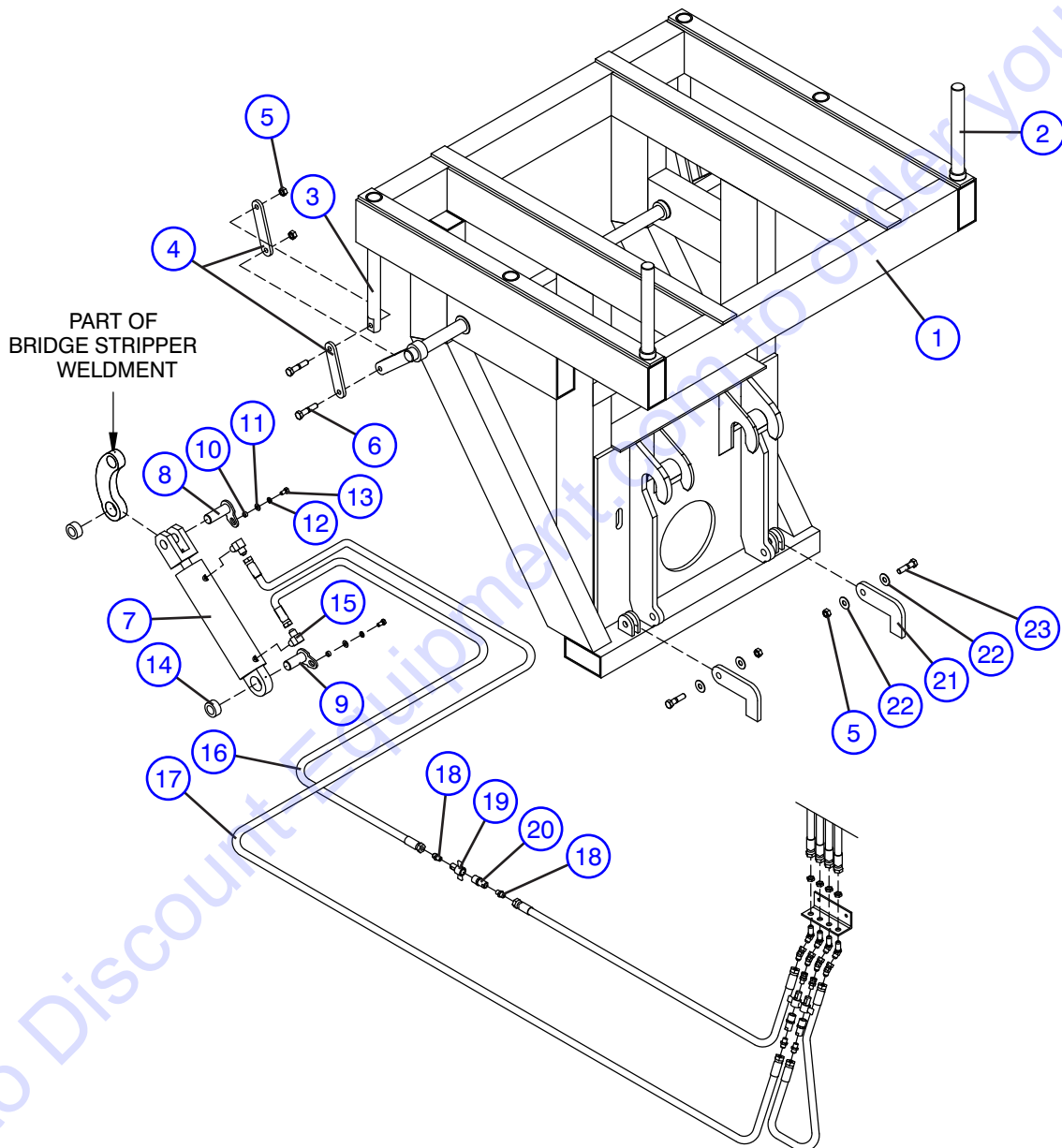
M401320

### 5.5 Integral Fork Positioner/Side Shift Carriage Assembly

Index No.	Skyjack Part No.	Qty.	Description
-	4-401320	1	ASSEMBLY, 84" INTEGRAL FORK POSITIONER/SIDE SHIFT CARRIAGE
1	4-401214	1	<ul style="list-style-type: none"> <li>• WELDMENT, Integral sub-carriage</li> </ul>
2	4-401314	1	<ul style="list-style-type: none"> <li>• WELDMENT, 84" FS/SS integral carriage</li> </ul>
3	4-401079	2	<ul style="list-style-type: none"> <li>• FORK, (2 3/4" x 6" x 48", 30" back height)</li> </ul>
	4-401080	2	<ul style="list-style-type: none"> <li>• FORK, (2 3/4" x 6" x 60", 30" back height)</li> </ul>
	4-401081	2	<ul style="list-style-type: none"> <li>• FORK, (2 3/4" x 6" x 72", 30" back height)</li> </ul>
	4-401082	2	<ul style="list-style-type: none"> <li>• FORK, (2 3/4" x 6" x 96", 30" back height)</li> </ul>
4	4-405544	2	<ul style="list-style-type: none"> <li>• BEARING, Zinc-aluminum</li> </ul>
5	4-400933	4	<ul style="list-style-type: none"> <li>• RETAINING RING, WHT-350</li> </ul>
6	4-409148	4	<ul style="list-style-type: none"> <li>• WIPER, D (3")</li> </ul>
7	4-400934	4	<ul style="list-style-type: none"> <li>• RETAINING RING, WHM-375</li> </ul>
8	4-410775	6	<ul style="list-style-type: none"> <li>• FITTING, Grease (1/8" NPT)</li> </ul>
9	4-406043	2	<ul style="list-style-type: none"> <li>• PLATE, Shift subcarriage</li> </ul>
10	4-405766	2	<ul style="list-style-type: none"> <li>• SLIDE PAD, Side shift carriage</li> </ul>
11	4-411772	8	<ul style="list-style-type: none"> <li>• SCREW, Hex head cap (1/2" X 4")</li> </ul>
12	4-411697	8	<ul style="list-style-type: none"> <li>• SCREW, Hex head cap (3/8"-16 x 1 3/4" gr.5 zinc)</li> </ul>
13	4-411693	8	<ul style="list-style-type: none"> <li>• WASHER, Lock (3/8" zinc)</li> </ul>
14	4-401222	2	<ul style="list-style-type: none"> <li>• SHAFT, Side-shift carriage</li> </ul>
15	4-411717	6	<ul style="list-style-type: none"> <li>• SCREW, Hex head cap (1/2"-13 x 4 1/2" gr.5 zinc)</li> </ul>
16	4-411838	6	<ul style="list-style-type: none"> <li>• NUT, Lock (1/2"-13 NC)</li> </ul>
17	4-401319	2	<ul style="list-style-type: none"> <li>• CYLINDER, 84" FS integral carriage</li> </ul>
18	4-401317	2	<ul style="list-style-type: none"> <li>• BAR, Fork (3.00" DIA X 40.25")</li> </ul>
19	4-401324	1	<ul style="list-style-type: none"> <li>• WELDMENT, Fork carrier, RH</li> </ul>
20	4-401323	1	<ul style="list-style-type: none"> <li>• WELDMENT, Fork carrier, LH</li> </ul>
21	4-405939	2	<ul style="list-style-type: none"> <li>• COLLAR, Fork bar (inner)</li> </ul>
22	4-401326	2	<ul style="list-style-type: none"> <li>• COLLAR, Fork bar (3.00" ID X 2.63" outer)</li> </ul>
23	4-411719	4	<ul style="list-style-type: none"> <li>• WASHER, Lock (1/2" zinc)</li> </ul>
24	4-411720	4	<ul style="list-style-type: none"> <li>• NUT, (1/2"-13 NC)</li> </ul>
25	4-401273	6	<ul style="list-style-type: none"> <li>• PIN, STEPPED (0.75" DIA X 2.25")</li> </ul>
26	4-401012	8	<ul style="list-style-type: none"> <li>• PIN, Cotter (1/4" X 1 3/4")</li> </ul>
27	4-409237	1	<ul style="list-style-type: none"> <li>• CYLINDER, Side shift</li> </ul>
28	4-400944	1	<ul style="list-style-type: none"> <li>• PIN, (1.00")</li> </ul>
29	4-401274	1	<ul style="list-style-type: none"> <li>• PIN, (1.00" X 3.38")</li> </ul>
30	4-401267	4	<ul style="list-style-type: none"> <li>• WASHER, Bronze (2.0" DIA)</li> </ul>
31	4-401266	2	<ul style="list-style-type: none"> <li>• SCREW, Shoulder (0.50" X 1.0" self locking)</li> </ul>
32	4-405547	2	<ul style="list-style-type: none"> <li>• PIN, Carriage mount</li> </ul>
33	4-405056	2	<ul style="list-style-type: none"> <li>• PLATE, Pin lock</li> </ul>
34	4-411773	4	<ul style="list-style-type: none"> <li>• SCREW, Socket head cap (1/2" NC X 1" FL)</li> </ul>
35	4-401346	2	<ul style="list-style-type: none"> <li>• PLATE, Tie back</li> </ul>
36	4-411901	4	<ul style="list-style-type: none"> <li>• SCREW, Hex head cap (1/2" NF X 3" gr.8 plated)</li> </ul>
37	4-411842	4	<ul style="list-style-type: none"> <li>• NUT, Lock with nylon insert (1/2"-20)</li> </ul>



## 5.6 Bridge Stripper Assembly



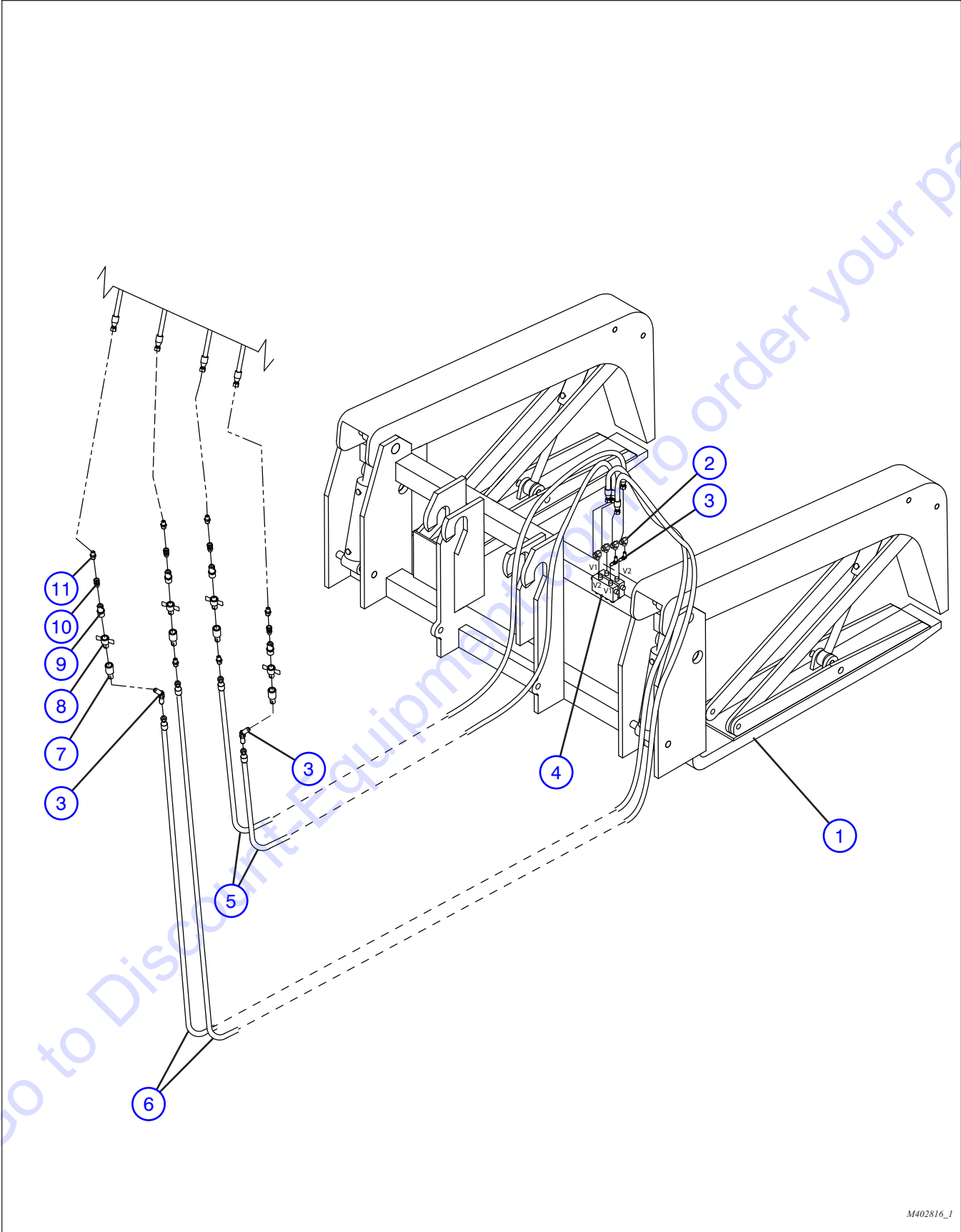
M402815



## 5.6 Bridge Stripper Assembly

Index No.	Skyjack Part No.	Qty.	Description
-	4-402815	1	ASSEMBLY, BRIDGE STRIPPER ATTACHMENT
1	4-412918	1	• WELDMENT, Bridge stripper
2	4-412919	2	• PIN, Bridge stripper short
3	4-405987	2	• PIN, Bridge stripper long
4	4-405998	4	• LINKAGE-1, Bridge stripper
5	4-411840	6	• NUT, Lock (3/4" NC)
6	4-411737	4	• BOLT, Hex head (3/4" x 3 1/2" NC)
7	4-409305	1	• CYLINDER, Bridge stripper
8	4-412921	1	• PIN, Rod end (Bridge stripper)
9	4-412920	2	• PIN, Base end (Bridge stripper)
10	4-408285	2	• SPACER
11	4-411718	2	• WASHER, Flat (1/2")
12	4-411719	2	• WASHER, Lock (1/2")
13	4-411710	2	• BOLT, Hex head (1/2" x 1" NC)
14	4-410107	2	• BEARING, Self aligning
15	4-405633	2	• PIPE, External (37° flare - 90°)
16	4-411036	1	• HOSE (781-C08-08FJ-08FJ-0345)
17	4-411082	1	• HOSE (781-C08-08FJ-08FJ-0621)
18	4-405595	2	• PIPE, External (37° flare)
19	4-407825	1	• HALF/WING NUT, Quick disconnect (Female)
20	4-407824	1	• HALF/WING FLANGE, Quick disconnect (Male)
21	4-405944	2	• TIEBACK ANGLE, Gripper
22	4-411742	4	• WASHER, Flat (3/4")
23	4-411736	2	• BOLT, Hex head (3/4" x 3" NC)

5.7 Pipe and Pole Grapple Assembly



M402816\_1

### 5.7 Pipe and Pole Grappler Assembly

Index No.	Skyjack Part No.	Qty.	Description
-	4-413630	1	ASSEMBLY, PIPE AND POLE GRAPPLER
1	4-411405	1	• GRAPPLER, Pipe and pole
2	4-406275	4	• FITTING, MORBXMJIC Adapter <sup>1</sup> / <sub>2</sub> x <sup>1</sup> / <sub>2</sub> AER
3	4-406271	2	• FITTING, FJIC Swivel X MJIC 45°
4	4-410283	2	• VALVE, Grappler lock
5	4-411232	2	• HOSE, 781-C08-08FJ-08FJ-0560
6	4-411234	1	• HOSE, 781-C08-08FJ-08FJ-0614
7	4-405595	4	• PIPE, External (37° flare)
8	4-407825	4	• HALF/WING NUT, Quick disconnect (Female)
9	4-407824	4	• HALF/WING FLANGE, Quick disconnect (Male)
10	4-405578	4	• FITTING, External pipe (37° flare swivel)
11	4-405716	4	• FITTING, Bulkhead (union JIC)

Go to Discount-Equipment.com to order your parts

# PARTS FINDER

**Search Website  
by Part Number**



**Search Manual  
Library For Parts  
Manual & Lookup Part  
Numbers – Purchase  
or Request Quote**

**Search Manuals**

Enter your information to help us find the right parts manual for your machine.

\* Brand:

\* Model:

\* Serial:

\* Part Number:

SEARCH

**Can't Find Part or  
Manual? Request Help  
by Manufacturer,  
Model & Description**

**Parts Order Form**

Please fill in the following information to help us find the right part for your machine.

MANUFACTURER:

MODEL:

DESCRIPTION:

DATE:

TIME:

PHONE:

EMAIL:

ADDRESS:

CITY:

STATE:

ZIP:

COUNTRY:

SEARCH

Discount-Equipment.com is your online resource for quality parts & equipment.

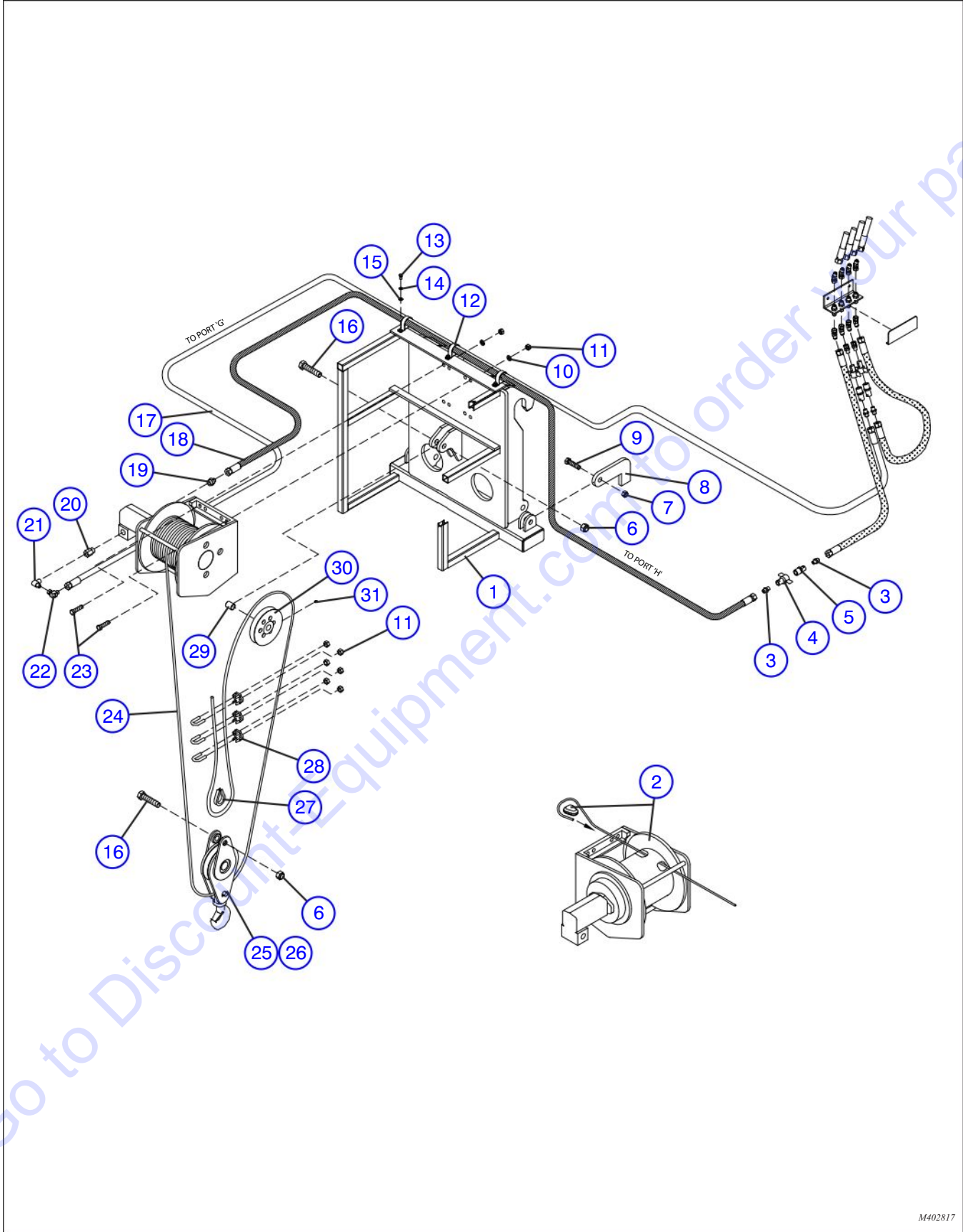
Florida: **561-964-4949** Outside Florida TOLL FREE: **877-690-3101**

**Need parts?**

Click on this link: <http://www.discount-equipment.com/category/5443-parts/> and choose one of the options to help get the right parts and equipment you are looking for. Please have the machine model and serial number available in order to help us get you the correct parts. If you don't find the part on the website or on one of the online manuals, please fill out the request form and one of our experienced staff members will get back to you with a quote for the right part that your machine needs.

We sell worldwide for the brands: Genie, Terex, JLG, MultiQuip, Mikasa, Essick, Whiteman, Mayco, Toro Stone, Diamond Products, Generac Magnum, Airman, Haulotte, Barreto, Power Blanket, Nifty Lift, Atlas Copco, Chicago Pneumatic, Allmand, Miller Curber, Skyjack, Lull, Skytrak, Tsurumi, Husquvarna Target, Stow, Wacker, Sakai, Mi-T-M, Sullair, Basic, Dynapac, MBW, Weber, Bartell, Bennar Newman, Haulotte, Ditch Runner, Menegotti, Morrison, Contec, Buddy, Crown, Edco, Wyco, Bomag, Laymor, EZ Trench, Bil-Jax, F.S. Curtis, Gehl Pavers, Heli, Honda, ICS/PowerGrit, IHI, Partner, Imer, Clipper, MMD, Koshin, Rice, CH&E, General Equipment, Amida, Coleman, NAC, Gradall, Square Shooter, Kent, Stanley, Tamco, Toku, Hatz, Kohler, Robin, Wisconsin, Northrock, Oztec, Toker TK, Rol-Air, APT, Wylie, Ingersoll Rand / Doosan, Innovatech, Con X, Ammann, Mecalac, Makinex, Smith Surface Prep, Small Line, Wanco, Yanmar

**5.8 Winch Attachment Assembly**



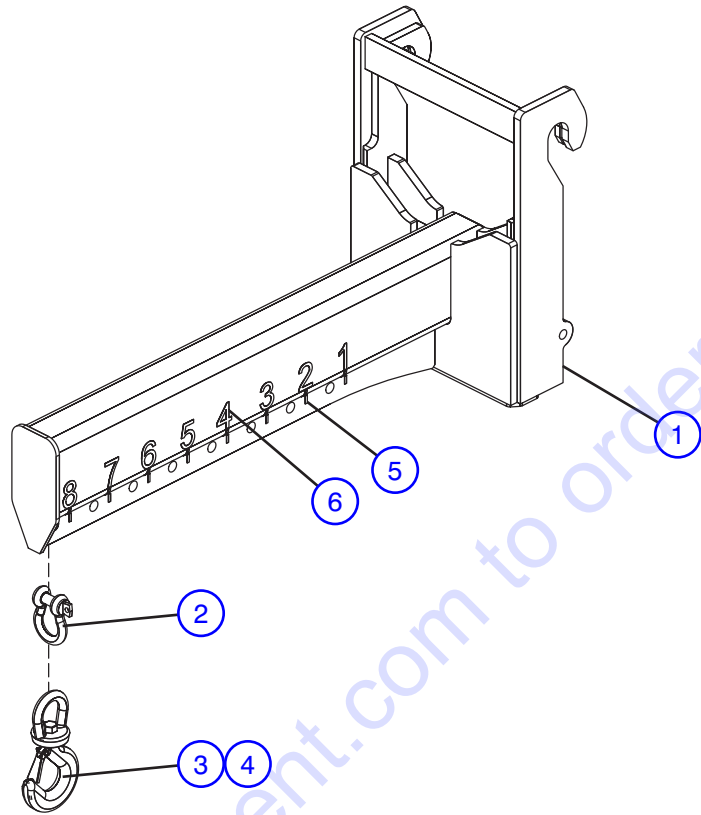
M402817

## 5.8 Winch Attachment Assembly

Index No.	Skyjack Part No.	Qty.	Description
-	4-402817	1	ASSEMBLY, THREE-PART LINE WINCH ATTACHMENT
1	4-412929	1	• MOUNT ATTACHMENT, Winch
2	4-408856	1	• WINCH MODEL, Tulsa (707W)
3	4-405595	2	• PIPE, External (37° flare)
4	4-407825	1	• HALF/WING NUT, Quick disconnect (Female)
5	4-407824	1	• HALF/WING FLANGE, Quick disconnect (Male)
6	4-411943	2	• NUT, Lock (1" NC, Grade 8)
7	4-411840	2	• NUT, Lock (3/4" NC)
8	4-405944	2	• TIEBACK ANGLE, Gripper
9	4-411736	2	• BOLT, Hex head (3/4" x 3" NC)
10	4-411731	2	• WASHER, Lock (5/8")
11	4-411732	8	• NUT, Hex (5/8" NC)
12	4-409187	3	• BRACKET, Hose
13	4-411683	3	• SCREW, Hex head cap (3/8" x 3/4" NC)
14	4-411693	3	• WASHER, Lock (3/8")
15	4-411694	3	• WASHER, Flat (3/8")
16	4-411942	2	• SCREW, Hex head cap (1"x 4 1/2", zinc)
17	4-411186	1	• HOSE (781-08-08FJ-08FJ-0900)
18	4-411185	1	• HOSE (781-08-08FJ-08FJ 0690)
19	4-405650	1	• FITTING, O-Ring (SAE 37° flare)
20	4-406551	1	• PIPE, Internal (SAE O-ring boss)
21	4-405637	1	• PIPE, External (37° flare - 90°)
22	4-406275	1	• FITTING (37° flare swivel / 37° flare - 90°)
23	4-411921	2	• BOLT, Hex head (5/8" x 2 1/2" NC, Grade 8)
24	4-409166	130"	• ROPE, Non-rotating wire (9/16" diameter)
25	4-412931	1	• SNATCH BLOCK (3-part line)
26	4-404148	1	• KIT, Latch
27	4-404110	1	• THIMBLE, Heavy duty (5/8")
28	4-404011	3	• CLIP, Crosby (9/16")
29	4-406079	1	• SLEEVE, Sheave (3-part line)
30	4-406080	1	• PULLEY, Winch
31	4-410779	1	• FITTING, Grease



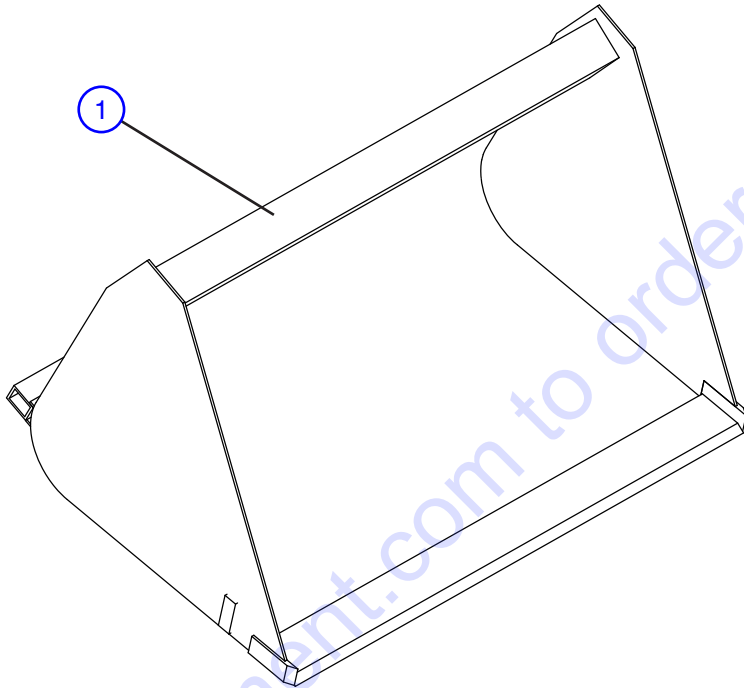
### 5.9 Jib Boom Attachment



M402500

Index No.	Skyjack Part No.	Qty.	Description
-	4-402500	1	JIB BOOM, Assembly (5', 20K capacity)
1	4-402498	1	• BOOM, 5' Jib (20K capacity)
2	4-402653	1	• SHACKLE (1" nominal, 12.5 ton capacity)
3	4-402654	1	• HOOK, Swivel (11 ton capacity)
4	4-414327	1	• LATCH KIT, Swivel hook
5	4-402652	1	• DECAL, Dashes (1")
6	4-402651	1	• DECAL, Numbers 1 to 8 (3.38")

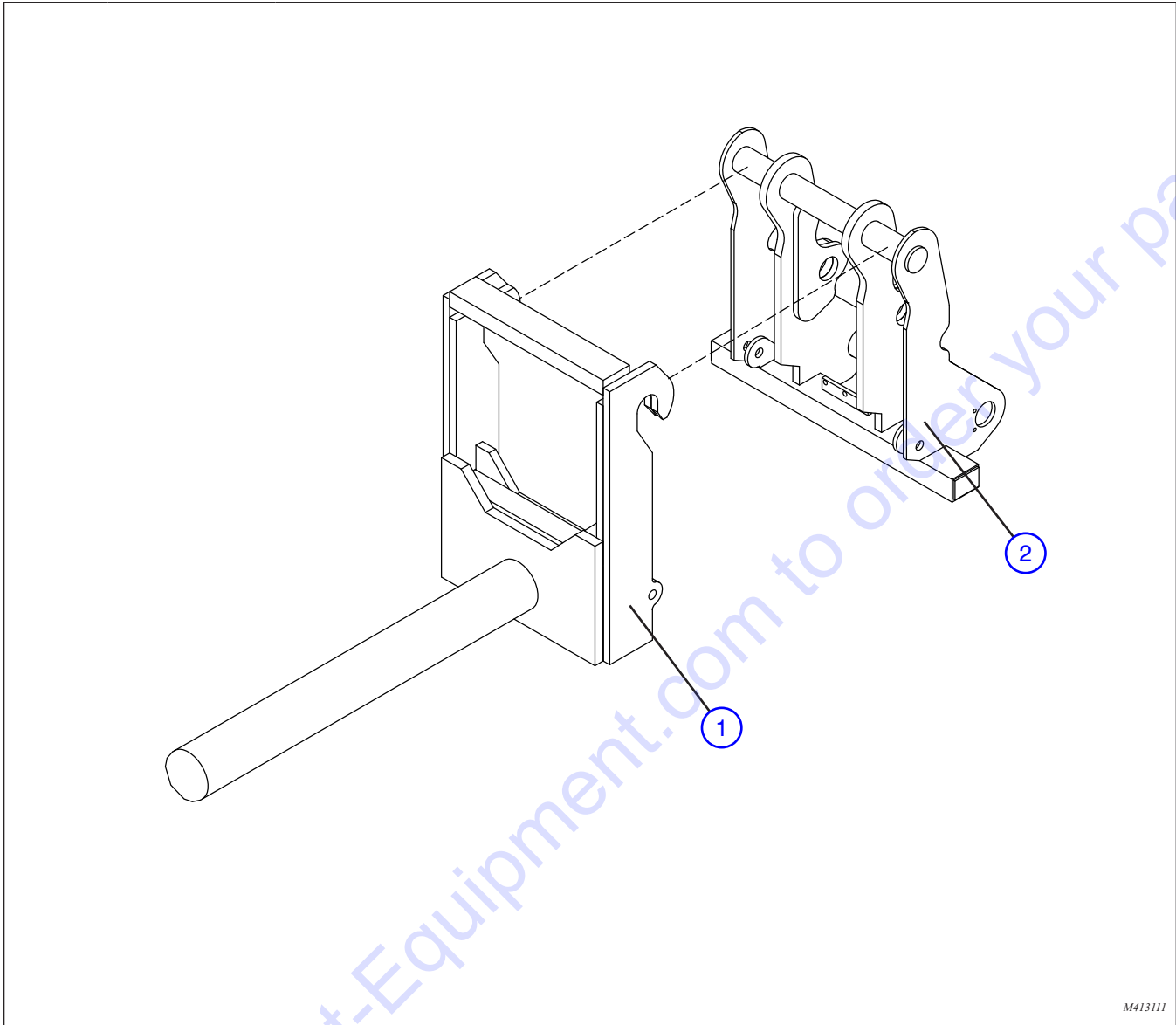
5.10 Bucket Attachment



M412766

Index No.	Skyjack Part No.	Qty.	Description
1	4-412766	1	BUCKET, Light material

**5.11 51" Coil Ram Attachment**



M413111

Index No.	Skyjack Part No.	Qty.	Description
1	4-413111	1	RAM, Coil (51")
2	(Ref.)	-	WELDMENT, Sub-carriage (For components, refer to Section 4.4)

## 6.0 HYDRAULIC HOSE CONNECTION RELATED PARTS

- 6.1 *Main Hydraulic System*
- 6.2 *Steering System*
- 6.3 *Service Brakes Hydraulic System*
- 6.4 *Main Valve - Pilot Control System*
- 6.5 *Boom Lift System*
- 6.6 *Frame Level System*
- 6.7 *Rear Axle Lock System*
- 6.8 *Carriage Tilt/ Slave System*
- 6.9 *Boom Extension System*
- 6.10 *Outriggers System*
- 6.11 *Standard Auxiliary Hydraulics System*
- 6.12 *Optional Auxiliary Hydraulics System*

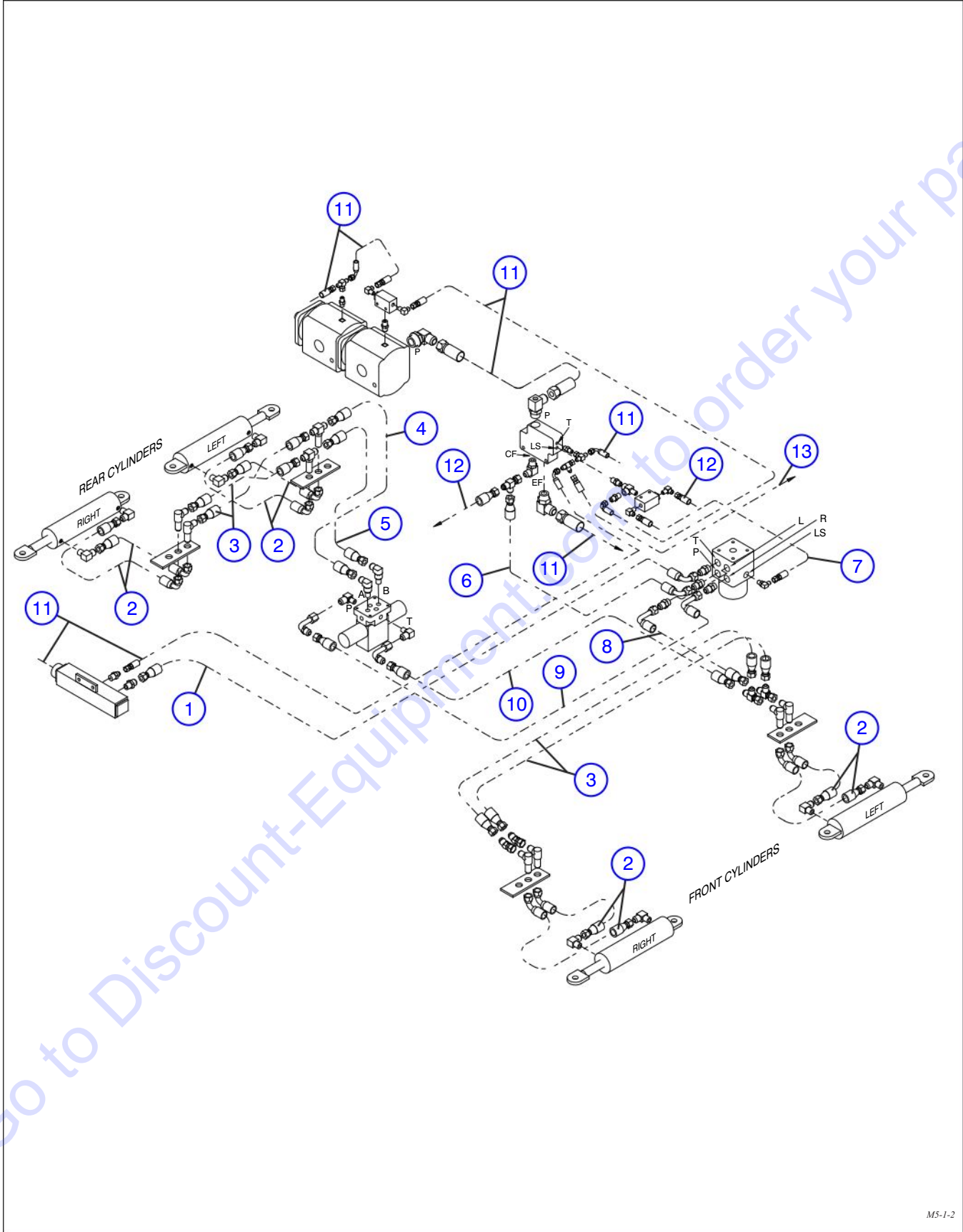


## 6.1 Main Hydraulics System

Index No.	Skyjack Part No.	Qty.	Description
1	4-411029	-	HOSE, ASSEMBLY
		1	(Rear tandem piston pumps port S to rear strainer)
		1	(Front tandem piston pumps port S to front strainer)
2	4-410922	1	HOSE, ASSEMBLY (Rear tandem piston pump port CD to hydraulic tank)
3	4-411328	-	HOSE, ASSEMBLY
		1	(Check valve at front tandem pump to rear tandem piston pump port LS)
		1	(Priority valve port T to main valve)
4	4-411352	1	HOSE, ASSEMBLY
			(Rear tandem piston pump port LS to main valve port LS)
5	4-410900	1	HOSE, ASSEMBLY (Front tandem piston pump port CD to hydraulic tank)
6	4-411274	1	HOSE, ASSEMBLY
			(Front tandem piston pump port P to priority valve port P)
7	4-411009	1	HOSE, ASSEMBLY (Return manifold to return filter on hydraulic tank)
8	4-411081	1	HOSE, ASSEMBLY (Main Valve port T to return filter on hydraulic tank)
9	4-411012	1	HOSE, ASSEMBLY (Priority valve port LS to return manifold)
10	4-411080	1	HOSE, ASSEMBLY (Main valve port T to Return manifold)
11	4-411022	1	HOSE, ASSEMBLY (Main valve port P to priority valve port EF )
12	4-411192	1	HOSE, ASSEMBLY
			(Check valve at priority valve to check valve at front tandem pump)
13	4-411054	1	HOSE, ASSEMBLY (Main valve port P to rear tandem piston pump port P)
14	(Ref.)	-	HOSE, ASSEMBLY (Service brake hydraulic system)
			<a href="#">(For components, refer to Section 6.3)</a>
15	(Ref.)	-	HOSE, ASSEMBLY (Steer System)
			<a href="#">(For components, refer to Section 6.2)</a>
16	(Ref.)	-	HOSE, ASSEMBLY (Main valve pilot control system)
			<a href="#">(For components, refer to Section 6.4)</a>



6.2 Steering System

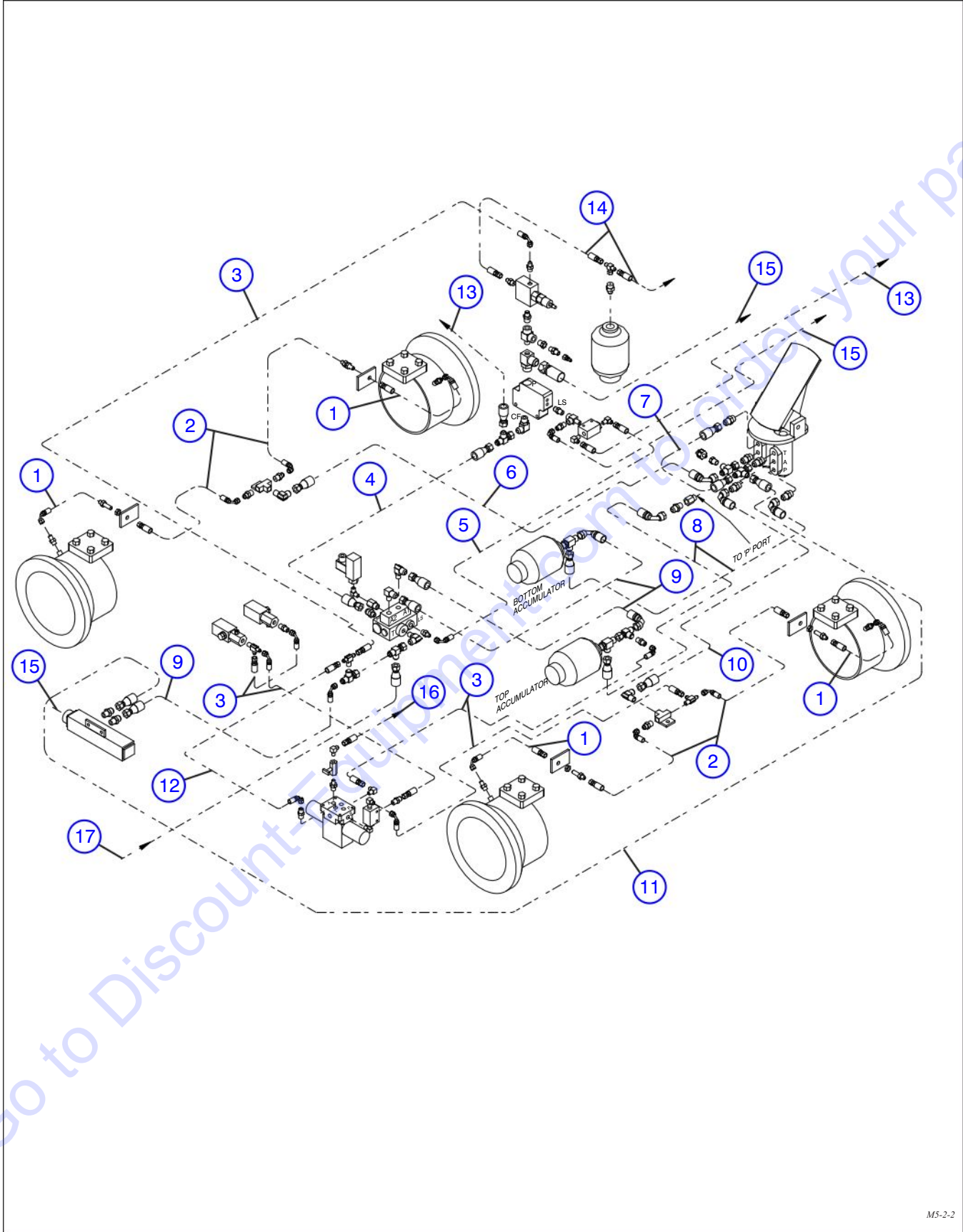


MS-1-2

## 6.2 Steering System

Index No.	Skyjack Part No.	Qty.	Description
1	4-411229	1	HOSE, ASSEMBLY (Orbital steering motor port T to return manifold)
2	4-410900	8	HOSE, ASSEMBLY (Steer cylinders to bulkheads)
3	4-410896	4	HOSE, ASSEMBLY (Bulkhead to bulkhead)
4	4-411020	1	HOSE, ASSEMBLY (Function valve port A to rear left bulkhead - steer left)
5	4-411023	1	HOSE, ASSEMBLY (Function valve port B to rear left bulkhead - steer right)
6	4-410982	1	HOSE, ASSEMBLY (Priority valve port CF to orbital steering motor port P)
7	4-411273	1	HOSE, ASSEMBLY (Check valve at priority valve to orbital steering motor port LS)
8	4-411230	1	HOSE, ASSEMBLY (Orbital steering motor port L to front left bulkhead - steer left)
9	4-411304	1	HOSE, ASSEMBLY (Orbital steering motor port R to function valve port P)
10	4-411015	1	HOSE, ASSEMBLY (Function valve port T to front left bulkhead - steer right)
11	(Ref.)	-	HOSE, Assembly (Main Hydraulic) (For components, refer to Section 6.1)
12	(Ref.)	-	HOSE Assembly (Service brake system) (For components, refer to Section 6.3)
13	(Ref.)	-	HOSE, ASSEMBLY (Main pilot control) (For components, refer to Section 6.4)

6.3 Service Brakes Hydraulic System



M5-2-2

### 6.3 Service Brakes Hydraulic System

Index No.	Skyjack Part No.	Qty.	Description
1	4-410945	4	HOSE, ASSEMBLY (Axle service brakes to bulkheads)
2	4-411011	4	HOSE, ASSEMBLY (Bulkheads to brake tees)
3	4-411328	-	HOSE, ASSEMBLY
		1	(Pressure reducing valve to tee at brake charge valve)
		1	(Left pressure switch to right pressure switch)
		1	(Right pressure switch to check valve at function valve)
		1	(Check valve at function valve to front brake tee)
		1	(Function valve port P to top accumulator)
4	4-410922	1	HOSE, ASSEMBLY
			(Brake charge valve port P to priority valve port CF)
5	4-411008	1	HOSE, ASSEMBLY
			(Brake charge valve port LS to check valve at priority valve)
6	4-411231	1	HOSE, ASSEMBLY (Rear brake tee to brake pedal valve left port A)
7	4-411363	1	HOSE, ASSEMBLY
			(Brake pedal valve left port T to brake pedal valve right port T)
8	4-410981	-	HOSE, ASSEMBLY
		1	(Brake pedal valve left port P to top accumulator)
		1	(Brake pedal valve right port P to bottom accumulator)
9	4-410900	-	HOSE, ASSEMBLY
		1	(Top accumulator to brake charge valve port A1)
		1	(Bottom accumulator to brake charge valve port A2)
		1	(Brake charge valve port T to return manifold)
10	4-410953	1	HOSE, ASSEMBLY
			(Brake pedal valve right port A to front brake tee)
11	4-410906	1	HOSE, ASSEMBLY
			(Brake pedal valve right port T to return manifold)
12	4-411013	1	HOSE, ASSEMBLY
			(Function valve port T to tee at brake charge valve)
13	(Ref.)	1	HOSE, ASSEMBLY (Steer system)
			(For components, refer to Section 6.2)
14	(Ref.)	1	HOSE, ASSEMBLY (Main Pilot control)
			(For components, refer to Section 6.4)
15	(Ref.)	1	HOSE, ASSEMBLY (Main Hydraulic)
			(For components, refer to Section 6.1)
16	4-411192	1	HOSE, ASSEMBLY (Park brake valve port A to parking brake caliper)
17	(Ref.)	1	HOSE, ASSEMBLY (Frame level system)
			(For components, refer to Section 6.6)



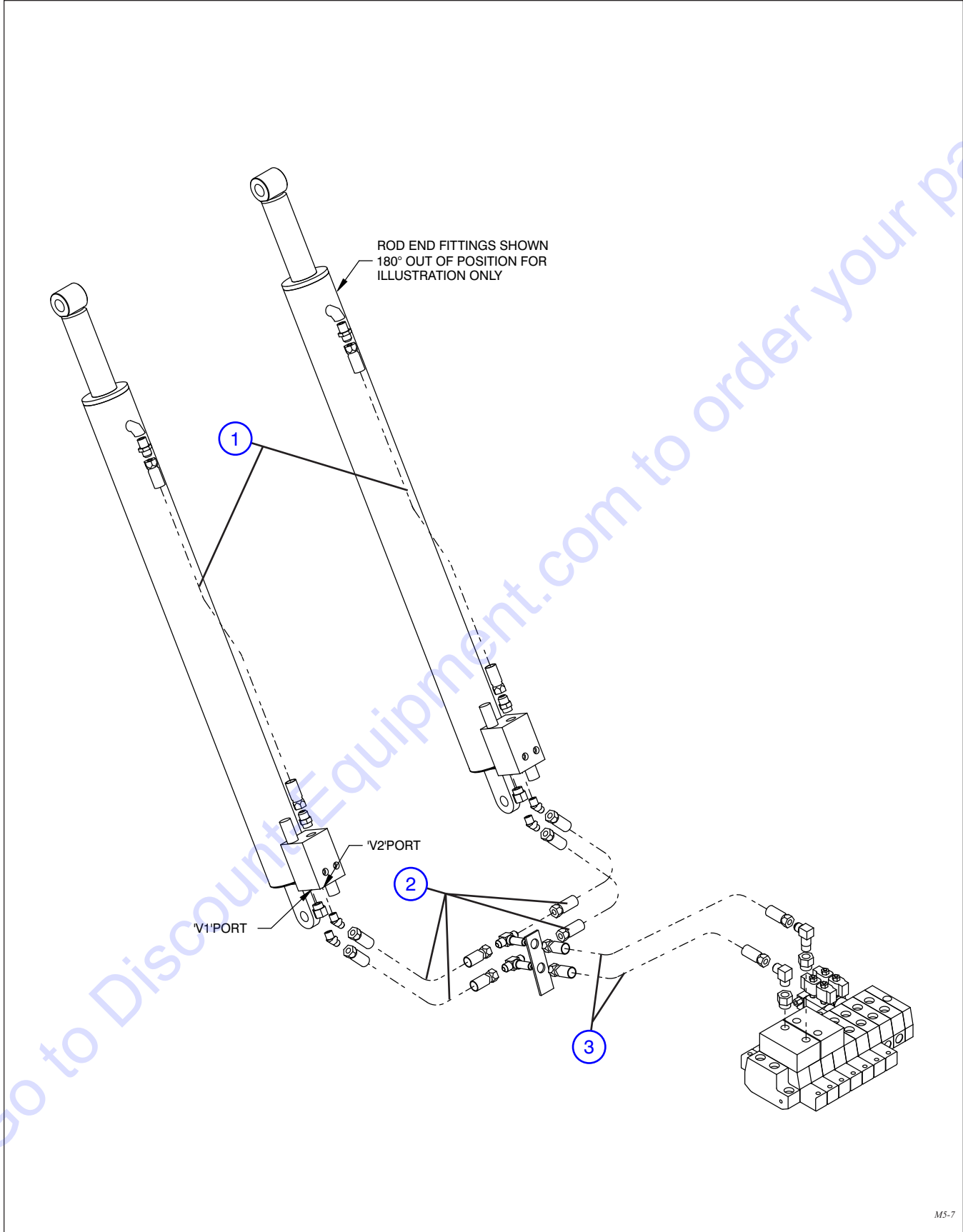


## 6.4 Main Valve - Pilot Control

Index No.	Skyjack Part No.	Qty.	Description
1	4-410993	-	HOSE, ASSEMBLY
		1	(Main valve option pilot to rear joystick port P1)
		1	(Main valve - frame level pilot to rear joystick port P2)
		1	(Tee at main valve - boom extension pilot to front joystick port P4)
		1	(Front joystick port P3 to Diverter valve port B)
		1	(Front joystick port P1 to Diverter valve port A)
		1	(Front joystick port P to tee at main valve - outrigger RT pilot)
		1	(Front joystick port P2 to tee at main valve - boom extension pilot)
		1	(Rear joystick port P4 to main valve - frame level pilot)
		1	(Rear joystick port P3 to main valve - option pilot)
		1	(Front joystick port T to main valve - outrigger LT pilot)
2	4-410995	-	HOSE, ASSEMBLY
		1	(Rear joystick port P to front joystick port P)
		1	(Rear joystick port T to front joystick port T)
3	4-411328	-	HOSE, ASSEMBLY
		1	(Priority valve port T to diverter valve port T)
4	4-411317	-	HOSE, ASSEMBLY
		1	(Pressure reducing valve to accumulator)
		1	(Diverter valve port F to tee at main valve - boom lift pilot)
		1	(Diverter valve port D to main valve - tilt pilot)
5	4-410813	-	HOSE, ASSEMBLY
		1	(Front joystick port T to tee at main valve - outrigger LT pilot )
6	(Ref.)	-	HOSE, ASSEMBLY
		2	(tee at main valve - boom lift pilot to main valve - boom lift pilot)
7	(Ref.)	-	HOSE, ASSEMBLY (Service brake system)
		2	(tee at main valve - boom ext. pilot to main valve - boom ext. pilot)
			(For components, refer to Section 6.3)
			HOSE, ASSEMBLY (Main hydraulic system)
			(For components, refer to Section 6.1)



6.5 Boom Lift System

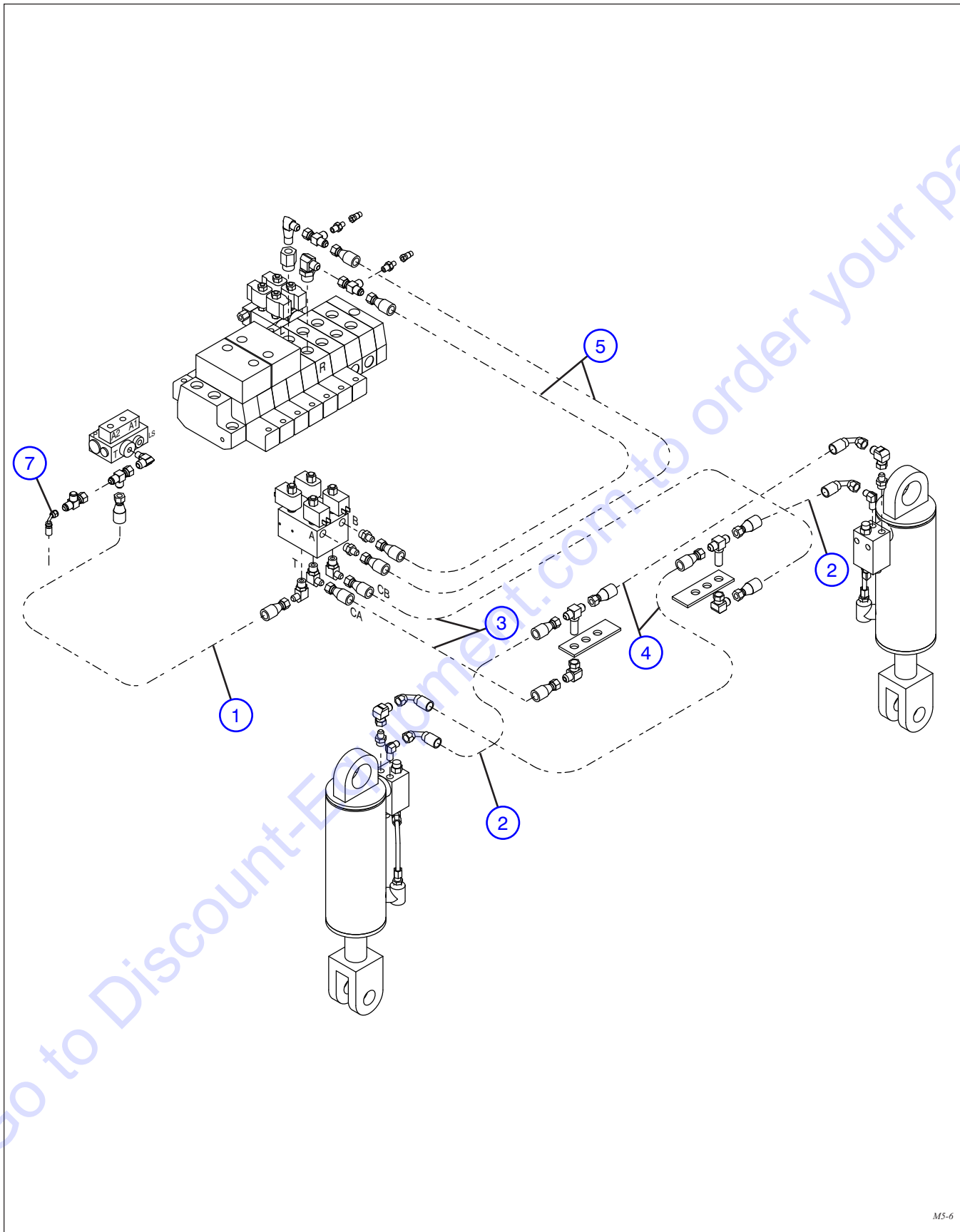


MS-7

## 6.5 Boom Lift System

Index No.	Skyjack Part No.	Qty.	Description
1	4-411050	2	HOSE, ASSEMBLY (Lift cylinders rods to lock valves port C2)
2	4-411065	-	HOSE, ASSEMBLY
		2	(Lock valve port V1 to bottom tee at bulkhead)
		2	(Lock valve port V2 to top tee at bulkhead)
3	4-411032	-	HOSE, ASSEMBLY
		1	(Top tee bulkhead to main valve - boom lift base end port)
		1	(Bottom tee bulkhead to main valve - boom lift rod end port)

6.6 Frame Level System

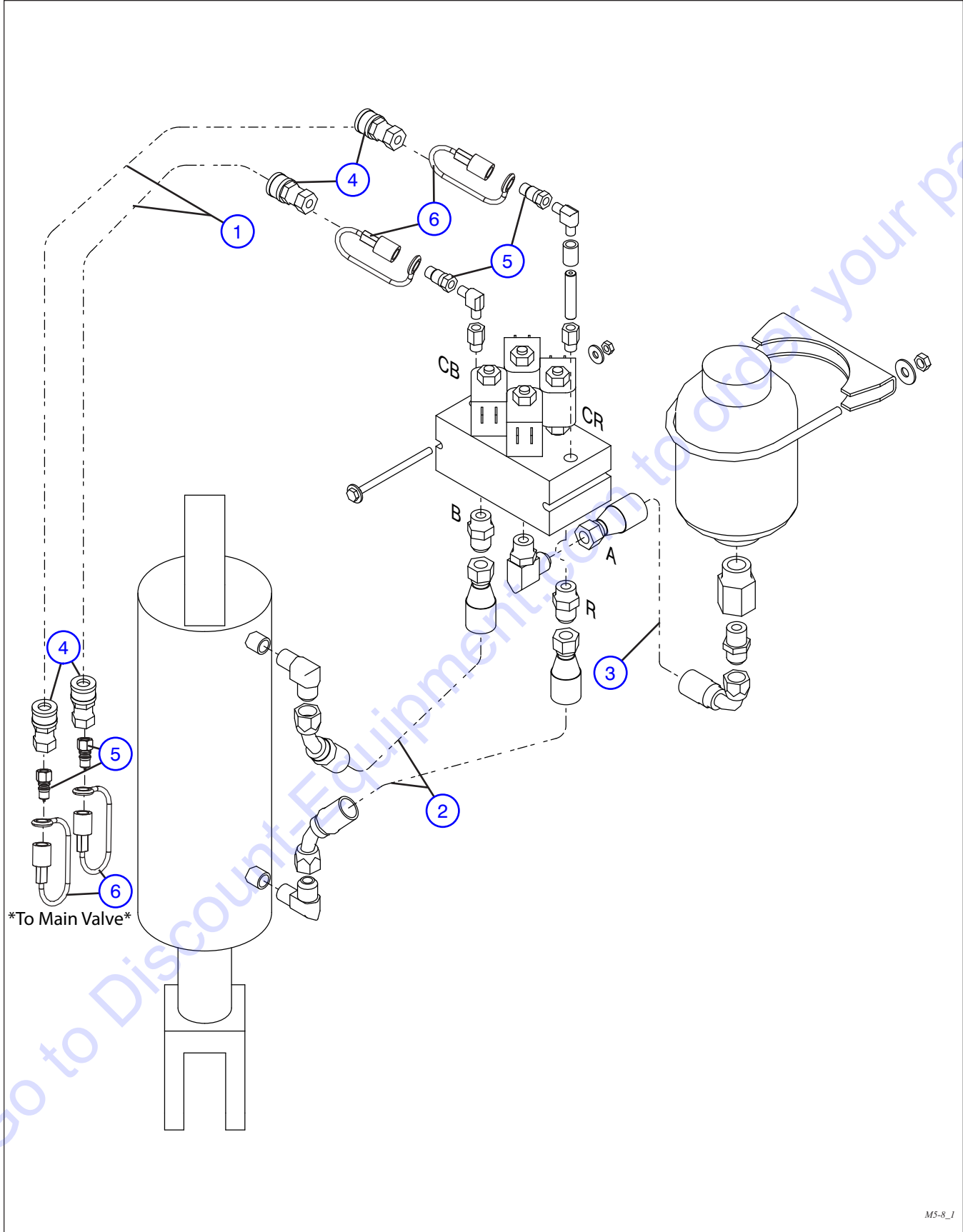


MS-6

## 6.6 Frame Level System

Index No.	Skyjack Part No.	Qty.	Description
1	4-411014	1	HOSE, ASSEMBLY (Frame level valve port T to brake charge valve port T)
2	4-411056	-	HOSE, ASSEMBLY
		1	(Right cylinder valve port V1 to tee at right bulkhead)
		1	(Left cylinder valve port V1 to tee at left bulkhead)
3	4-411071	-	HOSE, ASSEMBLY
		1	(Frame level valve port CA to elbow fitting at right bulkhead)
		1	(Frame level valve port CB to elbow fitting at left bulkhead)
4	4-411055	-	HOSE, ASSEMBLY
		1	(Tee at right bulkhead to left cylinder valve port V2)
		1	(Tee at left bulkhead to right cylinder valve port V2)
5	4-411014	-	HOSE, ASSEMBLY
		1	(Frame level valve port A to main valve - frame level base end port)
		1	(Frame level valve port B to main valve - frame level rod end port)
7	(Ref.)	-	HOSE, ASSEMBLY (Service brake system) (For components, refer to Section 6.3)

6.7 Rear Axle Lock System



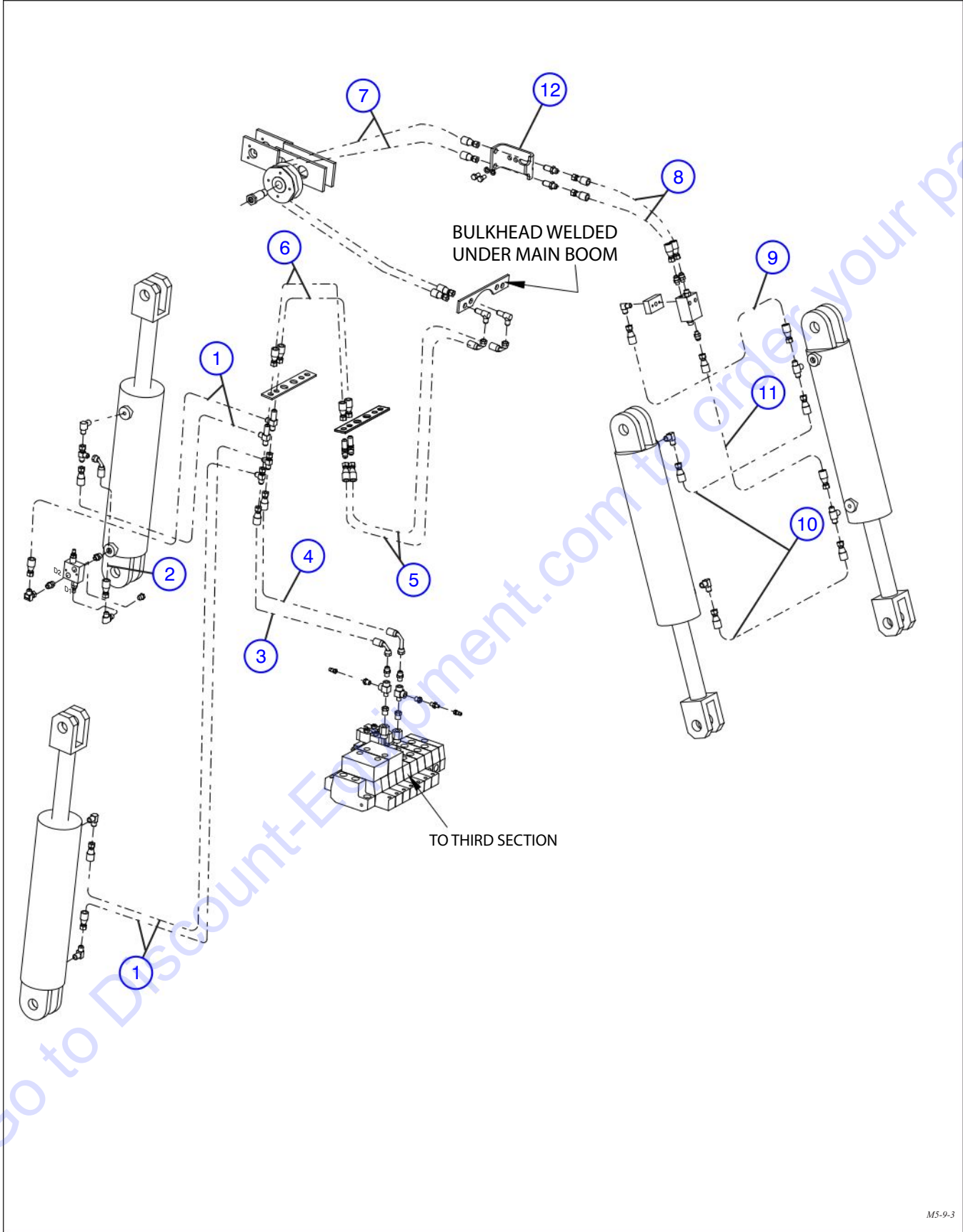
**6.7 Rear Axle Lock System**

Index No.	Skyjack Part No.	Qty.	Description
1	4-410948	2	HOSE, ASSEMBLY (Axle lock system charge)
2	4-411046	-	HOSE, ASSEMBLY (Axle lock cylinder base end port to axle lock valve port B)
		1	(Axle lock cylinder rod end port to axle lock valve port R)
3	4-410912	1	HOSE, ASSEMBLY (Axle lock valve port A to rear accumulator)
4	4-414346	4	QUICK DISCONNECT, High pressure (Female half)
5	4-410912	4	QUICK DISCONNECT, High pressure (Male half)
6	4-410912	4	DUST CAP, Quick disconnect (Male half)

Go to Discount-Equipment.com to order your parts



6.8 Carriage Tilt and Slave Cylinders System

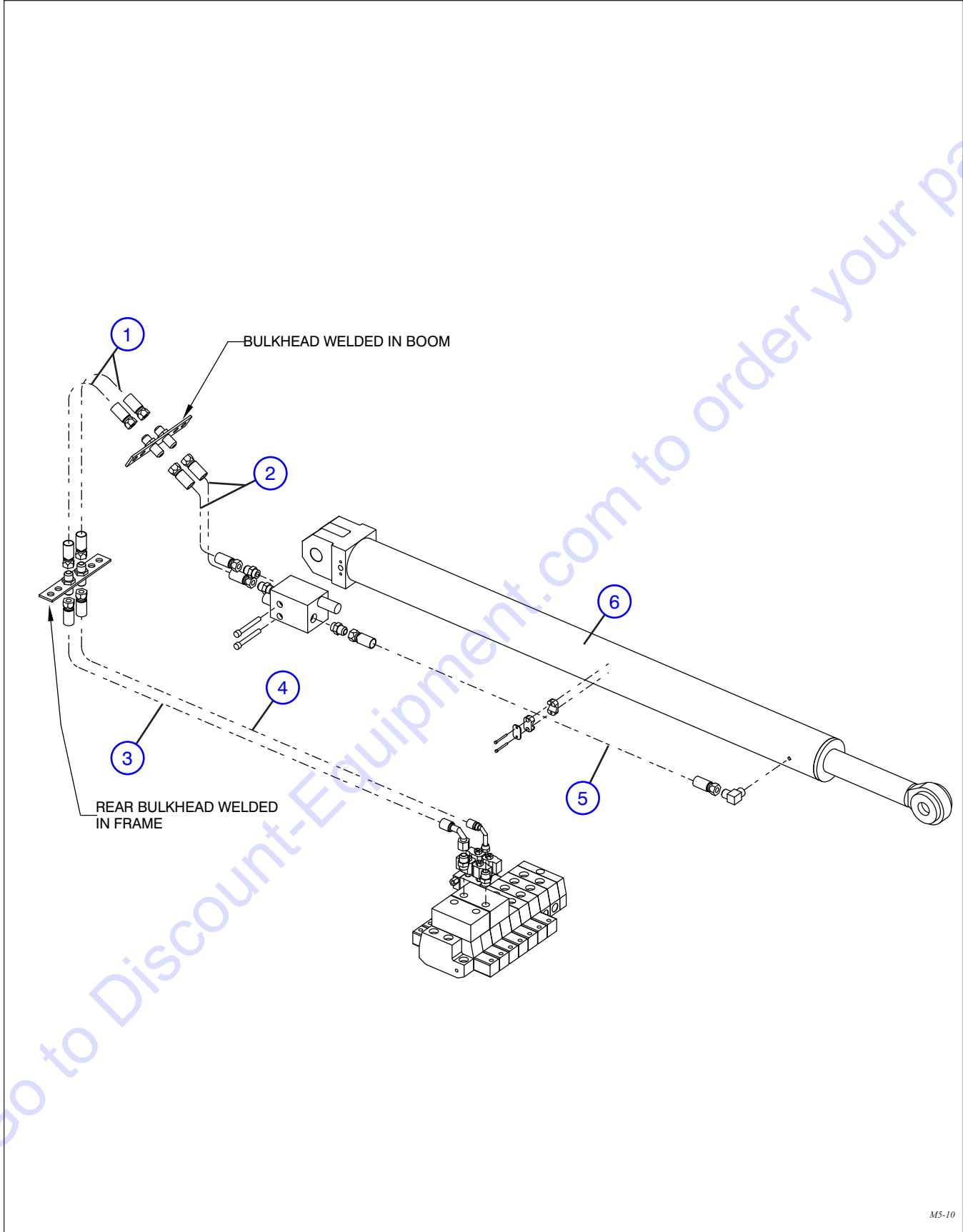


M5-9-3

## 6.8 Carriage Tilt and Slave Cylinders System

Index No.	Skyjack Part No.	Qty.	Description
1	4-411040	-	HOSE, ASSEMBLY (Rear tilt/slave cylinder rod ends to right tee at bulkhead)
		2	(Crossover relief valve port D2 to left tee at bulkhead)
		1	(Rear right tilt cylinder rod end to left tee at bulkhead)
2	4-411205	1	HOSE, ASSEMBLY (Rear left tilt/slave cylinder rod end to crossover relief valve port D1)
3	4-411035	1	HOSE, ASSEMBLY (Right tee at bulkhead to main valve - tilt rod end port)
4	4-411037	1	HOSE, ASSEMBLY (Left tee at bulkhead to main valve - tilt base end port)
5	4-411042	2	HOSE, ASSEMBLY
6	4-411031	2	HOSE, ASSEMBLY
7	4-411252	2	HOSE, ASSEMBLY
8	4-411043	2	HOSE, ASSEMBLY
9	4-411044	1	HOSE, ASSEMBLY (Overcenter valve to left tilt/slave cylinder base)
10	4-411045	-	HOSE, ASSEMBLY (Between front tilt/slave cylinder base end ports)
		1	(Between front tilt/slave cylinder rod end ports)
11	4-411206	1	HOSE, ASSEMBLY (Overcenter valve to left tilt/slave cylinder rod)
12	4-408248	1	BRACKET, Bulkhead

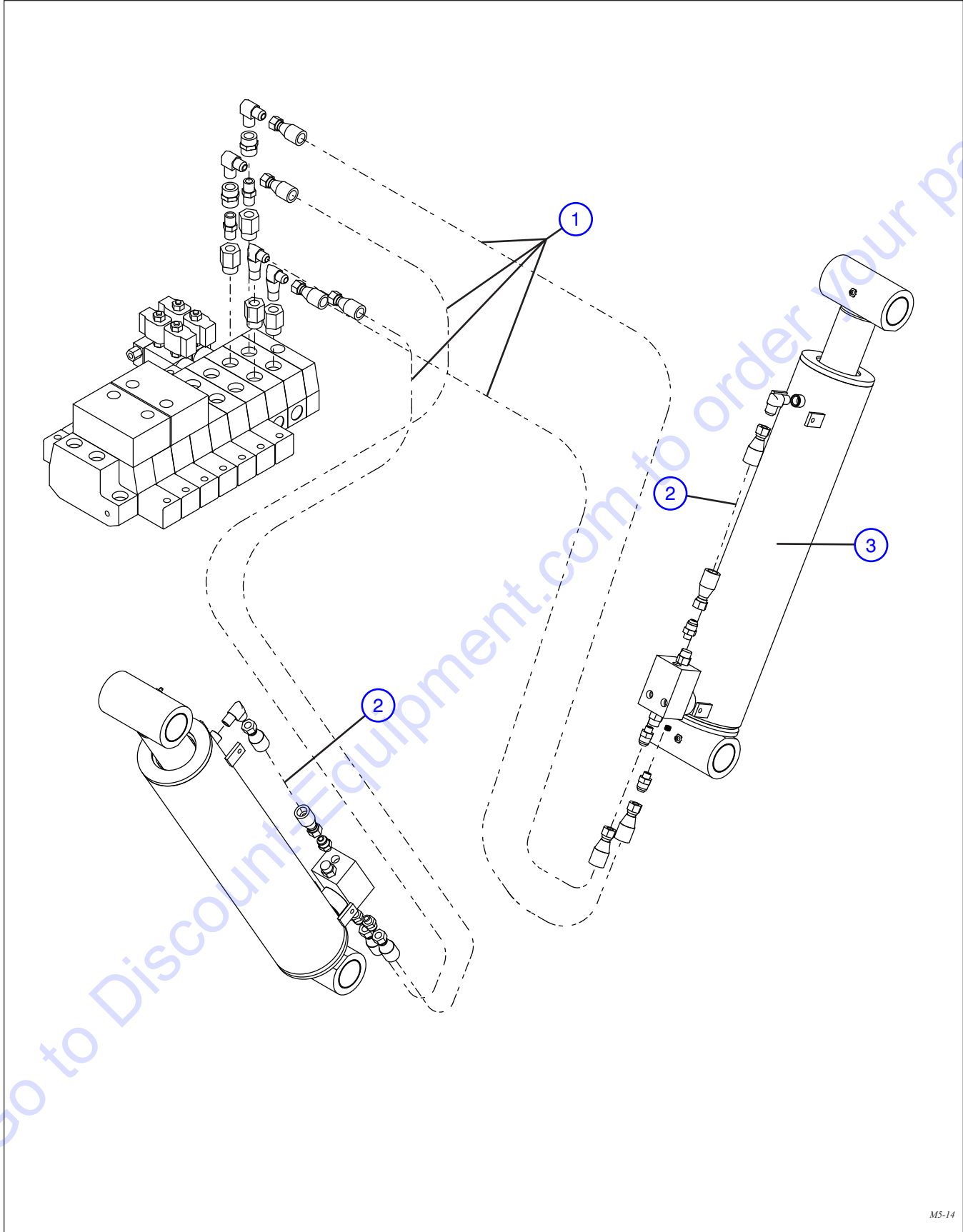
6.9 Boom Extension System



## 6.9 Boom Extension System

Index No.	Skyjack Part No.	Qty.	Description
1	4-411051	2	HOSE, ASSEMBLY
2	4-411052	2	HOSE, ASSEMBLY (Bulkhead to cylinder lock valve port V1 & V2)
3	4-411033	1	HOSE, ASSEMBLY (Main valve - boom extension rod end to bulkhead)
4	4-411034	1	HOSE, ASSEMBLY (Main valve - boom extension base end to bulkhead)
5	4-411053	1	HOSE, ASSEMBLY (Cylinder lock valve C2 to cylinder rod end port)
6	(Ref.)	1	ASSEMBLY, Extension cylinder (For components, refer to Section 4.4)

6.10 Outriggers System



M5-14

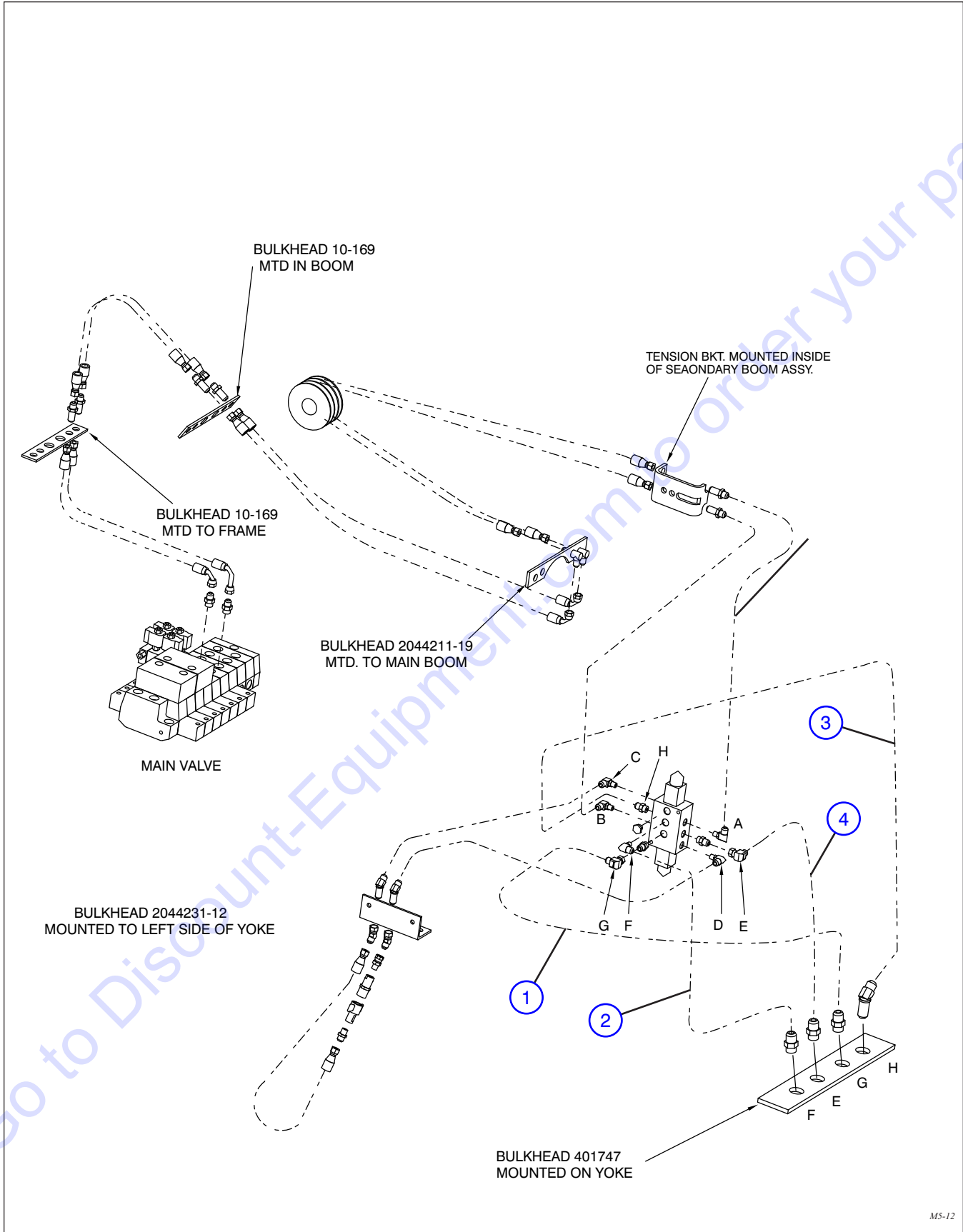
## 6.10 Outriggers System

Index No.	Skyjack Part No.	Qty.	Description
1	4-411047	4	HOSE, ASSEMBLY (Main valve to outrigger cylinder lock valves)
2	4-411048	2	HOSE, ASSEMBLY (cylinder lock valve port C2 to cylinder rod end port)
3	(Ref.)	1	CYLINDER, Outrigger (For components, refer to Section 2.5)



6.11 Standard Auxiliary Hydraulics System

AB

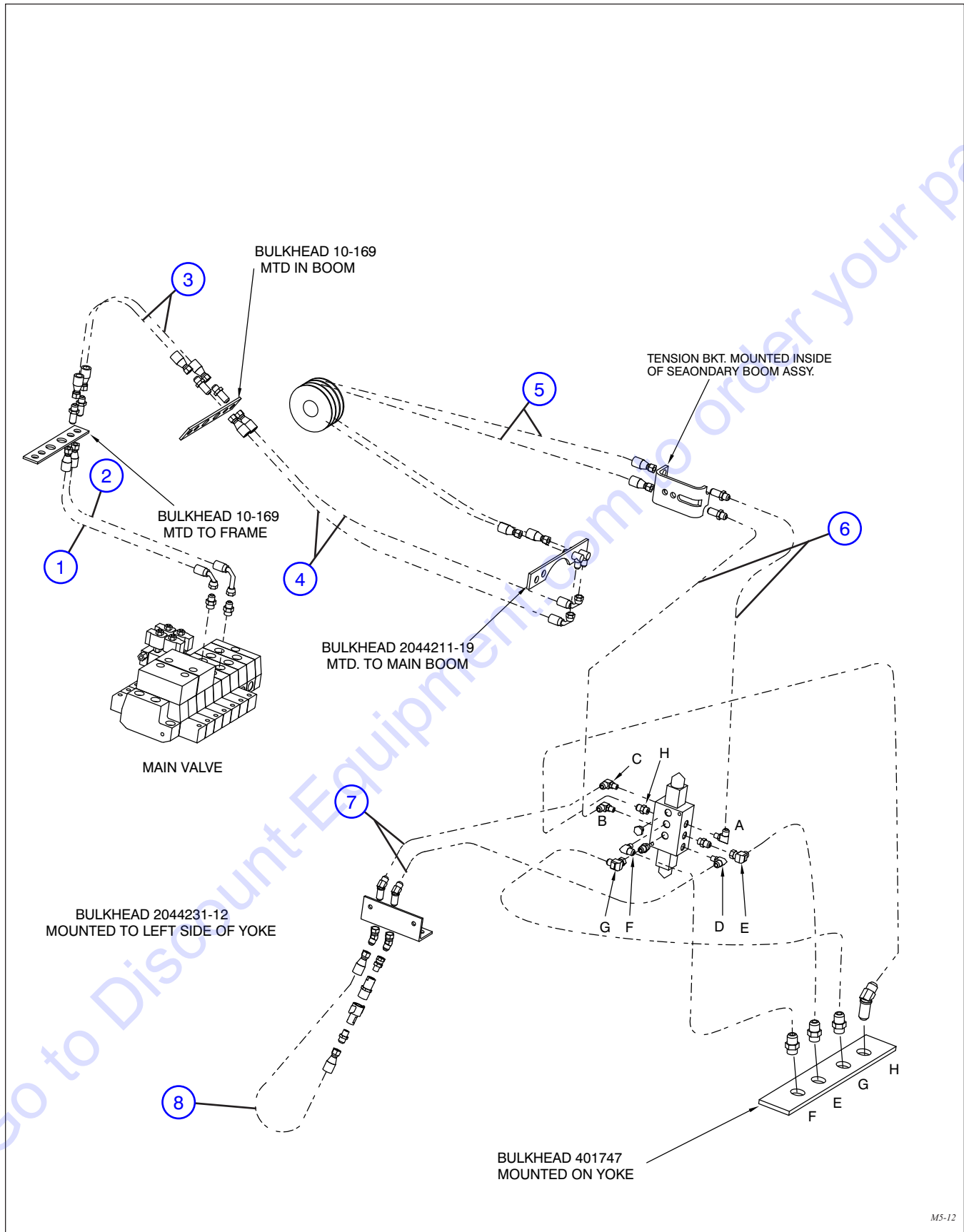


M5-12

Index No.	Skyjack Part No.	Qty.	Description
1	4-410823	1	HOSE, ASSEMBLY (Diverter valve port G to bulkhead port G)
2	4-410949	1	HOSE, ASSEMBLY (Diverter valve port F to bulkhead port F)
3	4-410824	1	HOSE, ASSEMBLY (Diverter valve port H to bulkhead port H)
4	4-410825	1	HOSE, ASSEMBLY (Diverter valve port E to bulkhead port E)

Go to Discount-Equipment.com to order your parts

## 6.12 Optional Auxiliary Hydraulics System



M5-12

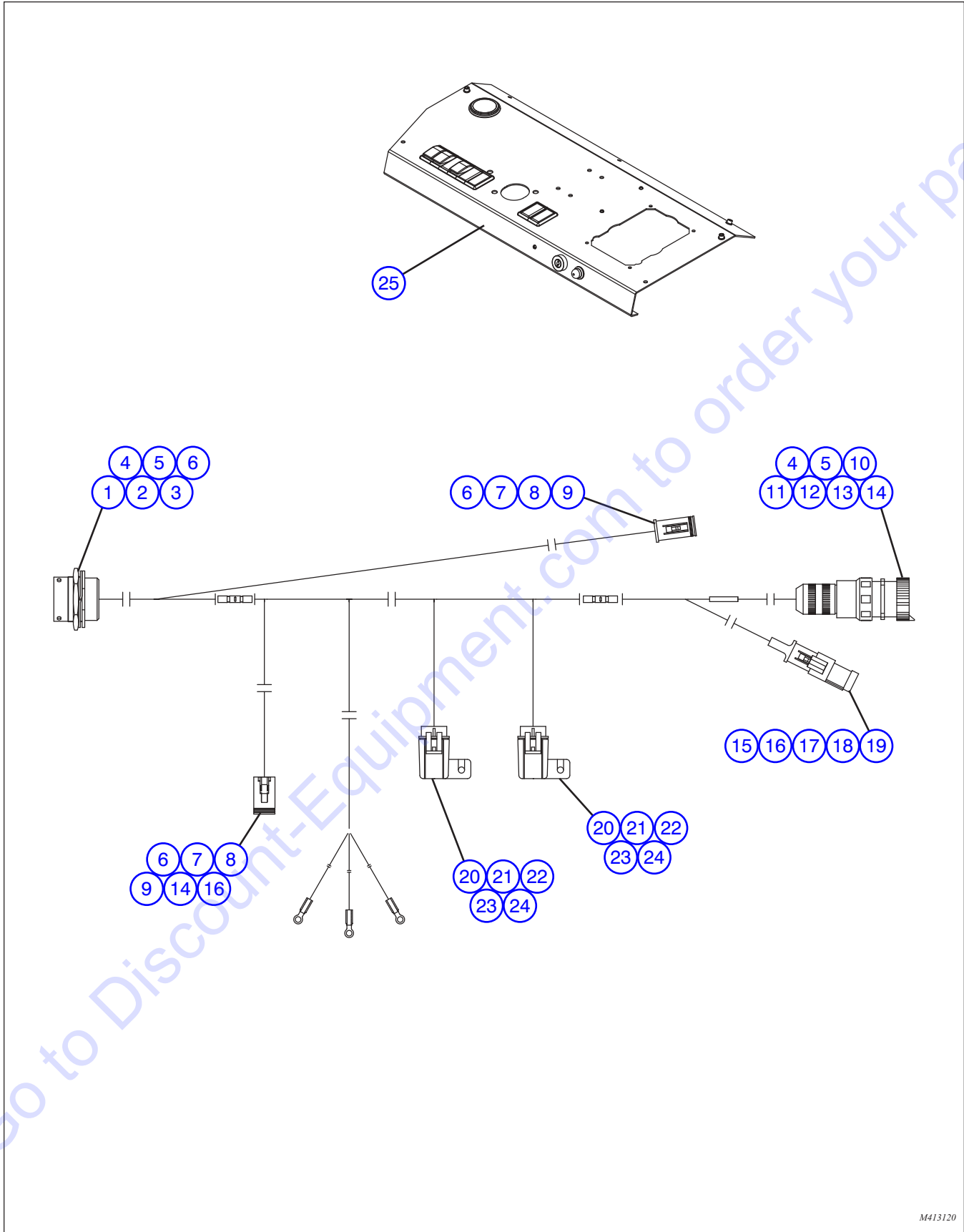
Index No.	Skyjack Part No.	Qty.	Description
1	4-411035	1	HOSE, ASSEMBLY (Main valve - option rod end port to bulkhead)
2	4-411037	1	HOSE, ASSEMBLY (Main valve - option base end port to bulkhead)
3	4-411031	2	HOSE, ASSEMBLY
4	4-411042	2	HOSE, ASSEMBLY
5	4-411252	1	HOSE, ASSEMBLY (Overcenter valve port C1 to left tilt cylinder base)
6	4-411043	2	HOSE, ASSEMBLY (Diverter valve ports A & B to bracket inside boom)
7	4-411068	2	HOSE, ASSEMBLY (Diverter valve ports C & D to bulkhead on yoke side)
8	4-411070	1	HOSE, ASSEMBLY (loop on side of yoke bulkhead)

Go to Discount-Equipment.com to order your parts

## 7.0 ELECTRICAL HARNESS RELATED PARTS

- 7.1 Cab Harness
- 7.2 Junction Box
- 7.3 Main Wiring Harness
- 7.4 Engine Harness
- 7.5 Transmission Harness
- 7.6 3-Speed Shifter Harness
- 7.7 Frame Level and Axle Lock Harness
- 7.8 Steering Harness
- 7.9 Outrigger Raise/Lower Harness
- 7.10 Diverter Valve Harness
- 7.11 Dual Batteries Assembly
- 7.12 Grid Heater Harness
- 7.13 OCPM (Aux. Hyd.)
- 7.14 OCPM (Aux. Hyd. - Head/Tail/Stop Lights)
- 7.15 OCPM (Aux. Hyd. - Head/Tail/Stop/Boom/Aux Lights)
- 7.16 ECPM (Aux. Hyd.)
- 7.17 ECPM (Aux. Hyd. - A/C - Head/Tail/Stop Lights)
- 7.18 ECPM (Aux. Hyd. - Head/Tail/Stop Lights)
- 7.19 ECPM (Aux. Hyd. - Head/Tail/Stop/Boom/Aux Lights)
- 7.20 Front Joystick Harness
- 7.21 Rear Joystick Harness
- 7.22 Horn/Fuel/Brake Pressure Switch Harness

7.1 Cab Harness



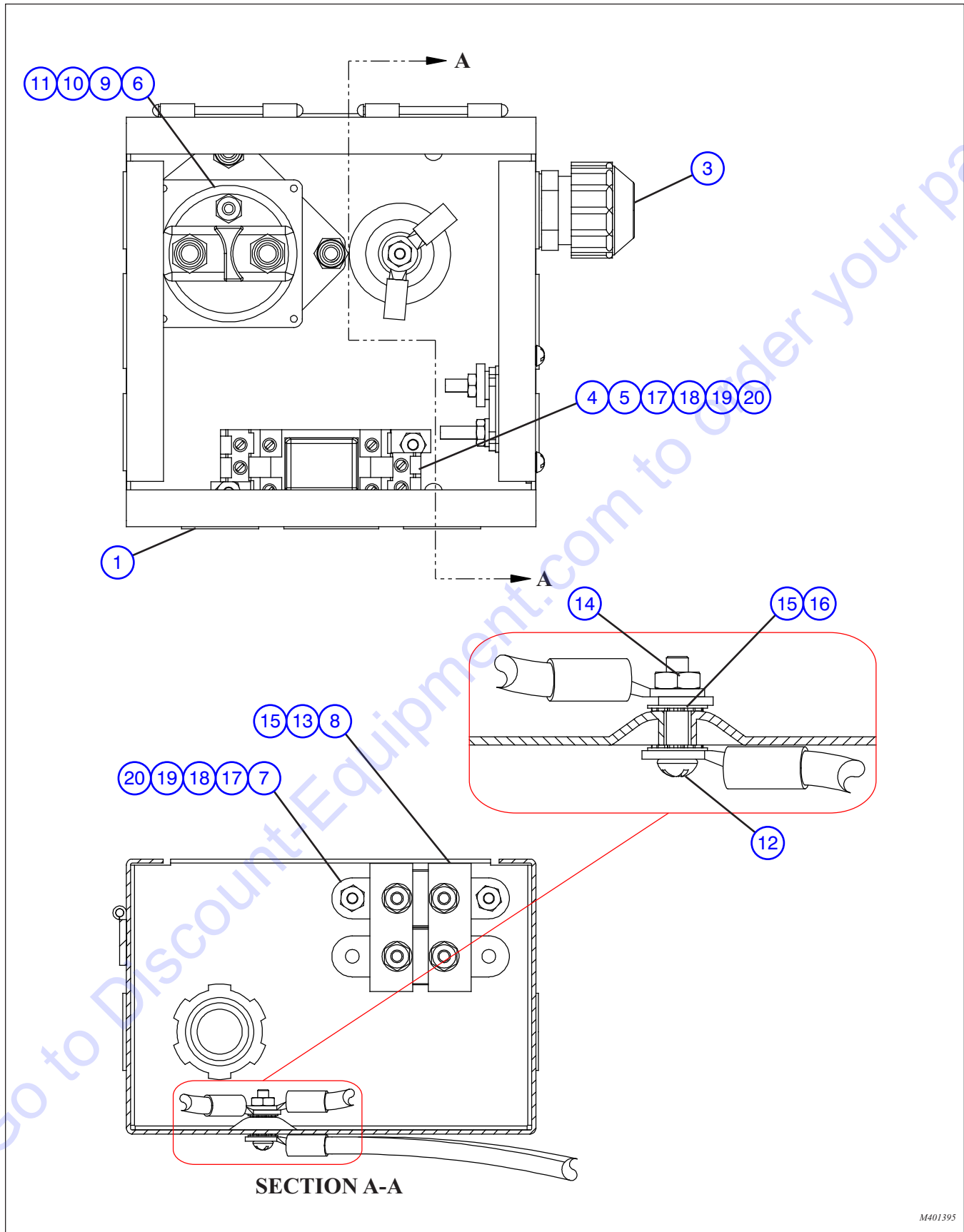
M413120

## 7.1 Cab Harness

Index No.	Skyjack Part No.	Qty.	Description
-	4-413120	-	HARNESS, CAB
1	4-156189	1	• CONNECTOR, Circular (3-pin male)
2	4-157846	1	• NUT, Jam (circular connector)
3	4-157847	1	• WASHER, (circular connector)
4	4-156191	1	• DUST CAP, Circular connector
5	4-156155	16	• TERMINAL, (16-20 AWG, male)
6	-	-	• CABLE, (J1939)
7	4-156180	2	• CONNECTOR, (rectangular, 6-pin, female)
8	4-156194	2	• WEDGE, Locking (6-pin)
9	4-117591	8	• TERMINAL, (16-20 AWG, female)
10	4-157848	1	• BACKSHELL, Circular connector
11	4-157849	1	• NUT, Compression (circular connector)
12	4-156188	1	• CONNECTOR, Circular (9-pin, male)
13	4-156156	6	• TERMINAL, (16-20 AWG, gold, male)
14	4-117594	19	• PLUG, Sealing
15	4-156177	1	• CONNECTOR, Terminating resistor (3-pin, male, J1939)
16	4-156153	6	• TERMINAL, (16-20 AWG, gold, female)
17	4-156193	1	• WEDGE, Locking (3-pin, blue)
18	4-156178	1	• CONNECTOR, (3-pin, female)
19	4-103370	-	• SLEEVING, Heat shrinkable sealing (0.25-0.38 DIA, black)
20	4-124369	2	• SEAL, METRI-PACK, green
21	4-156117	2	• COVER, Fuse, METRI-PACK (2-pin connector)
22	4-156202	2	• FUSE, (5 AMP)
23	4-157851	4	• TERMINAL, METRI-PACK (14-16 AWG, female)
24	4-157850	2	• CONNECTOR, METRI-PACK (2-pin, tower)
25	(Ref.)	-	PANEL, Dash instrument (For components, refer to Section 2.12)



7.2 Junction Box

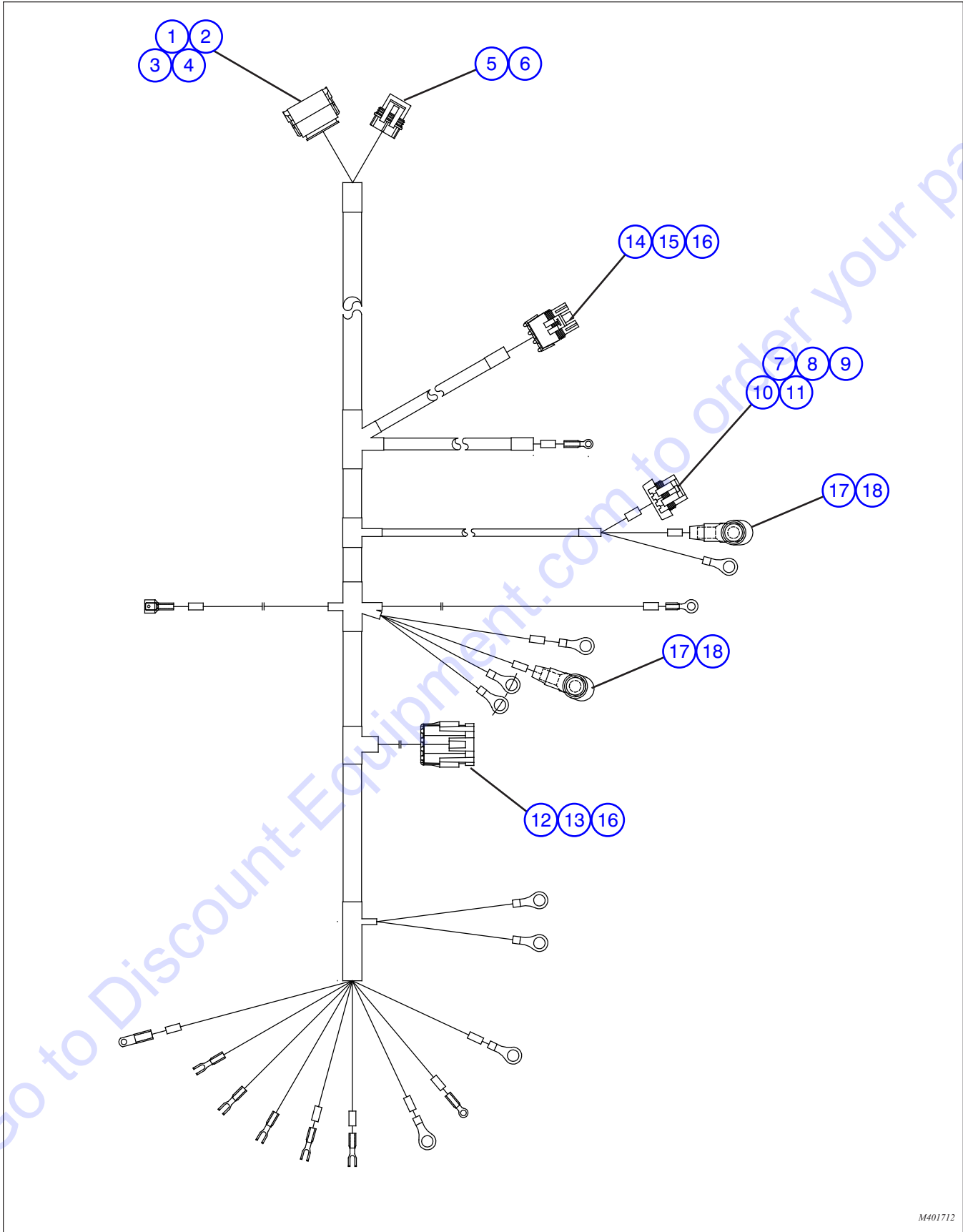


M401395

## 7.2 Junction Box

Index No.	Skyjack Part No.	Qty.	Description
-	4-401395	1	HARNESS, MAIN
1	4-401709	1	• BOX, Junction (6" X 6" X 4", modified)
2	(Ref.)	1	• HARNESS, Main wiring (For components, refer to Section 7.3)
3	4-103036	1	• CONNECTOR, Strain Relief (1/2")
4	4-157869	1	• SOCKET, Relay
5	4-157870	1	• RELAY, 12 VDC (DPDT)
6	4-157871	1	• SOLENOID, SPST-NO (12 VDC, 100 A)
7	4-408529	2	• CIRCUIT BREAKER, (50 A)
8	4-157884	2	• BAR, Bus (1 7/8" LG)
9	4-103855	2	• BOLT, Hex head (1/4"-20 X 1/2", gr.5)
10	4-115649	2	• NUT, Hex lock (1/4" - 20, gr.5)
11	4-103995	2	• WASHER, Flat (1/4", zinc)
12	4-104698	1	• BOLT, Machine (#10-32 X 3/4" LG)
13	4-130017	4	• NUT, K-Lock (#10-32. zinc)
14	4-104003	1	• NUT, Machine (#10-32, grade B)
15	4-104694	6	• WASHER, Flat (#10 SAE)
16	4-157883	2	• WASHER, Lock external tooth (#10)
17	4-116192	4	• SCREW, Pan head (#8-32 UNC X 5/8")
18	4-103986	4	• NUT, Hex head (#8-32, zinc)
19	4-103991	4	• WASHER, Flat (#8, SAE.)
20	4-112249	4	• WASHER, Lock (#8, NOM)

### 7.3 Main Wiring Harness

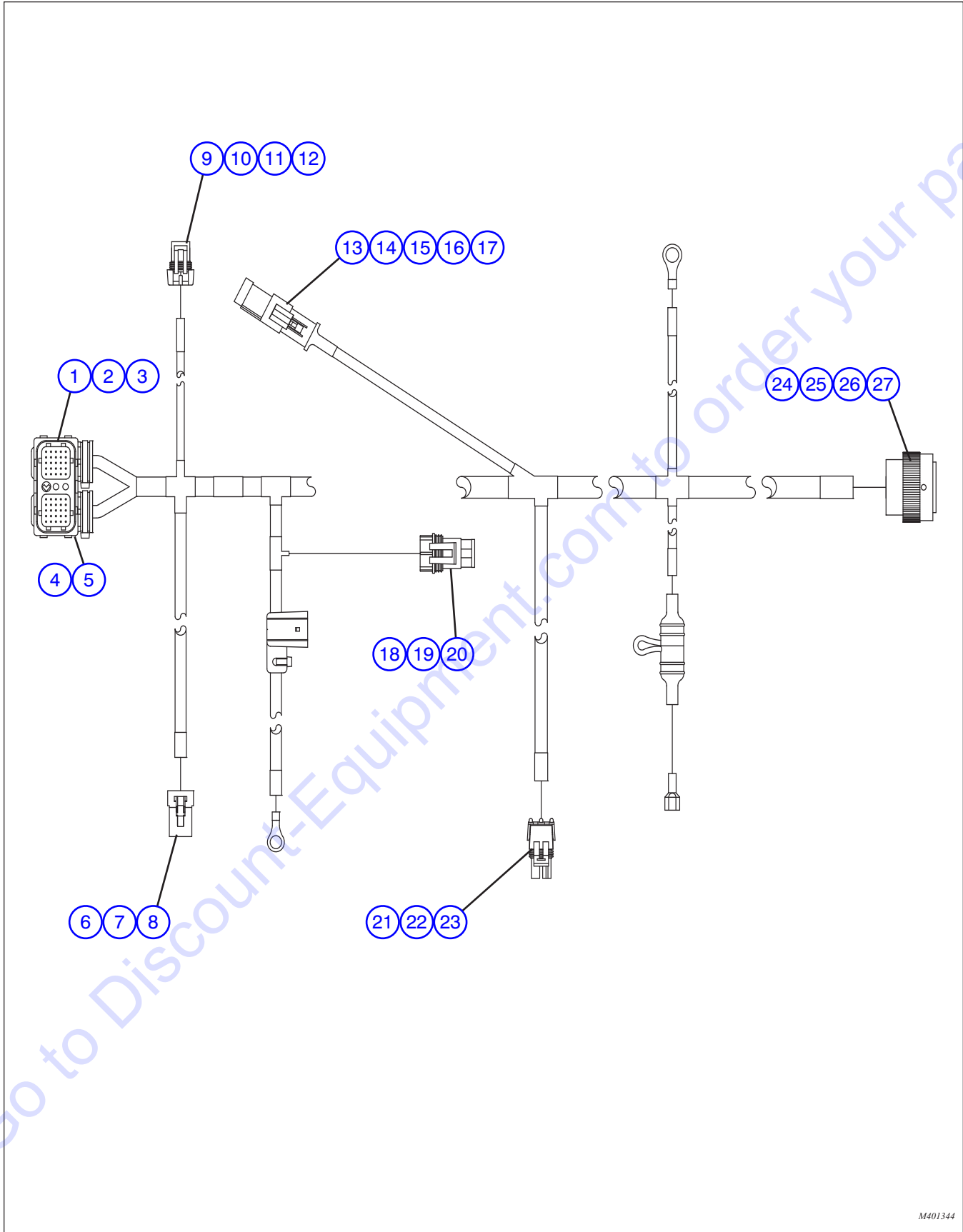


M401712

### 7.3 Main Wiring Harness

Index No.	Skyjack Part No.	Qty.	Description
-	4-401712	1	HARNESS, MAIN WIRING
1	4-410570	1	• CONNECTOR, (12-pin receptacle)
2	4-117593	7	• TERMINAL, (16-18 AWG female)
3	4-412751	1	• WEDGE, Locking (12-pin receptacle)
4	4-117594	5	• PLUG, Sealing (12-16 AWG)
5	4-157850	1	• CONNECTOR, METRI-PACK (630, 2-pin, female)
6	4-156118	2	• TERMINAL, METRI-PACK (630, 10 AWG, female)
7	4-157854	1	• CONNECTOR, METRI-PACK (150, 4-pin, female)
8	4-124365	1	• TERMINAL, METRI-PACK (150, 18 AWG, female)
9	4-156125	3	• PLUG, Sealing (mETRI-PACK 150)
10	4-156146	1	• SEAL, METRI-PACK (150, 4-pin)
11	4-157855	1	• LOCK, METRI-PACK (150, 4-pin)
12	4-157844	1	• CONNECTOR, (4M W/P)
13	4-156139	4	• TERMINAL, Weather-pack (14-16 AWG, male)
14	4-156114	1	• CONNECTOR, Weather-pack (3-pin, male)
15	4-156137	3	• TERMINAL, Weather-pack (14-16 AWG female)
16	4-124369	7	• SEAL, Wire (16-12 AWG, green)
17	4-102947	2	• TERMINAL (6 AWG 3/8 dia.)
18	4-413893	2	• TERMINAL, Boot (8-2 GA)

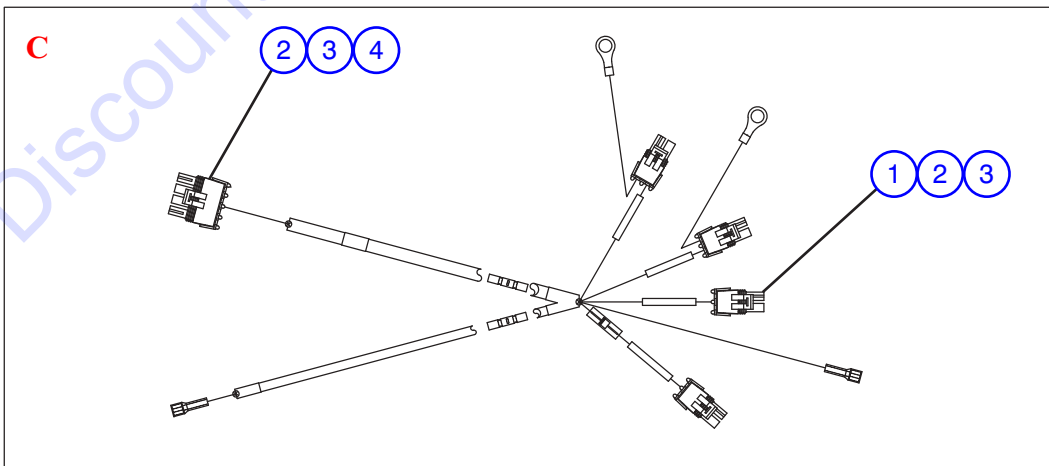
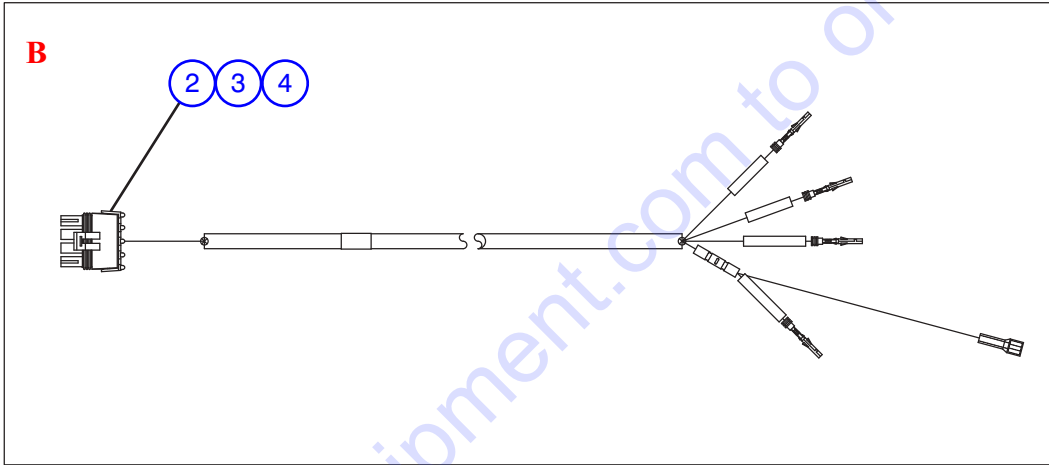
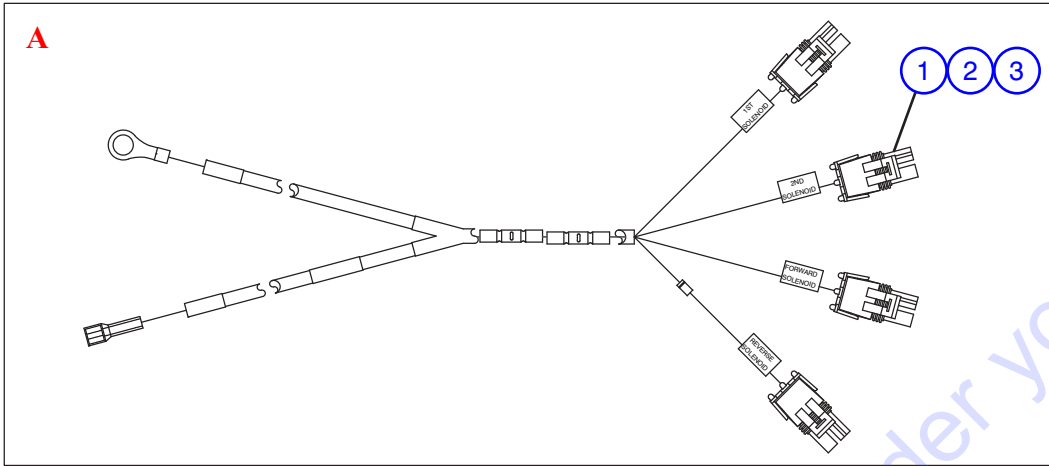
7.4 Engine Harness



## 7.4 Engine Harness

Index No.	Skyjack Part No.	Qty.	Description
-	4-401344	-	HARNESS, ENGINE QSB4.5 Tier 3
1	4-157857	1	• CONNECTOR, RECTANGULAR 50-PIN FEMALE
2	4-154154	14	• TERMINALS, DRC26 SERIES SIZE 20 FEMALE
3	4-154152	36	• PLUG, SEAL SIZE 20
4	4-157858	1	• BACKSHELL, 90° 50-PIN CONNECTOR
5	-	3	• CABLE, TIE. 0.18 WIDE BLACK
6	4-156187	1	• CONNECTOR, 4-PIN FEMALE
7	4-117592	4	• TERMINAL, 14-16 AWG FEMALE
8	4-117581	1	• WEDGE, 4-PIN SOCKET
9	4-156123	1	• CONNECTOR, METRI-PACK 150 2-PIN FEMALE
10	4-124365	2	• TERMINAL, METRI-PACK 150 18 AWG FEMALE
11	4-124369	2	• PLUG, SEALING METRI-PACK 150
12	4-156145	1	• LOCK, METRI-PACK 2-PIN CONNECTOR
13	4-156177	1	• CONNECTOR, TERMINATING 3-PIN SAE J1939 120 OHM
14	4-156178	1	• CONNECTOR, 3-PIN FEMALE
15	4-117591	4	• TERMINAL, 16-18 AWG FEMALE
16	4-156193	1	• WEDGE, 3-PIN SOCKET
17	4-103370	AR	• SLEEVING, HEAT-SHRINKABLE SEALING 0.25-0.38 DIA. BLACK
18	4-157850	1	• CONNECTOR, METRI-PACK 630 2-PIN FEMALE
19	4-156118	2	• TERMINAL, METRI-PACK 630 14 AWG FEMALE
20	4-156164	1	• FUSE, 32V 30 A GREEN ATO AUTO FUSE
21	4-124036	1	• CONNECTOR, WEATHER PACK 2-PIN MALE
22	4-156137	2	• TERMINAL, WEATHER PACK 14-16 AWG FEMALE
23	4-124369	2	• CABLE, SEAL 14-16 AWG GREEN
24	4-156190	1	• CONNECTOR, CIRCULAR 31-PIN FEMALE
25	4-117591	10	• TERMINAL, SIZE 16 16-20 AWG FEMALE
26	4-157859	3	• TERMINAL, SIZE 12 12-14 AWG SOCKET
27	4-117594	18	• PLUG, SEALING SIZE 12-16

7.5 Transmission Disconnect and Shifter Harnesses



M401474 M401639 M402391

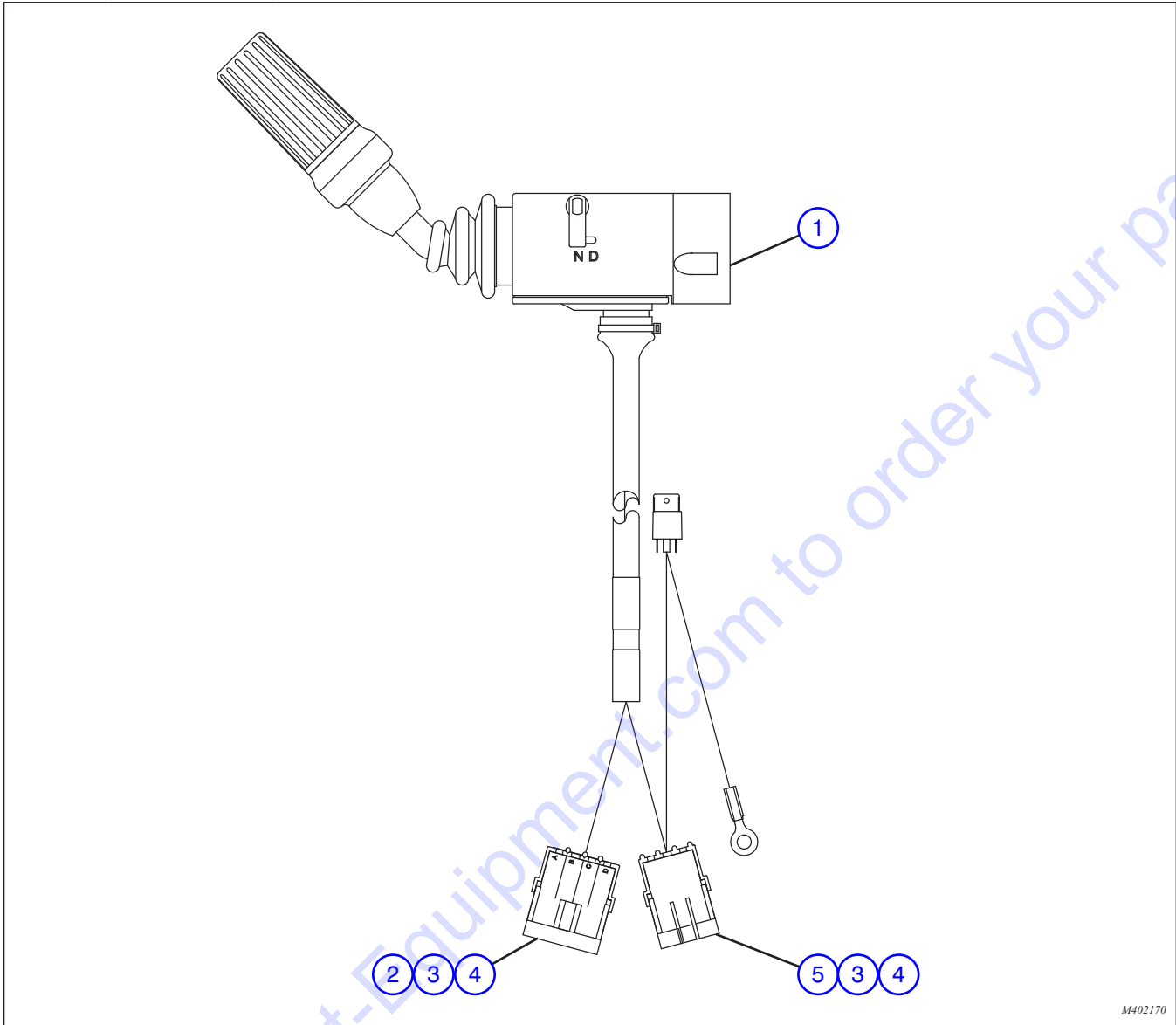


**7.5 Transmission Disconnect and Shifter Harnesses**

Index No.	Skyjack Part No.	Qty.	Description
<b>A</b>	4-401474	1	HARNESS, TRANSMISSION DISCONNECT
<b>B</b>	4-401639	1	HARNESS, TRANSMISSION SHIFTER
<b>C</b>	4-402391	1	HARNESS, TRANSMISSION DISCONNECT AND SHIFTER
1	4-124036	4	<ul style="list-style-type: none"> <li>• CONNECTOR, Weather-pack 2-pin male</li> </ul>
2	4-156137	4	<ul style="list-style-type: none"> <li>• TERMINAL, Weather-pack 14-16 AWG female</li> </ul>
3	4-124369	4	<ul style="list-style-type: none"> <li>• SEAL, Cable 12-16 AWG green</li> </ul>
4	4-138377	1	<ul style="list-style-type: none"> <li>• CONNECTOR, Weather pack (4-pin male)</li> </ul>

Go to Discount-Equipment.com to order your parts

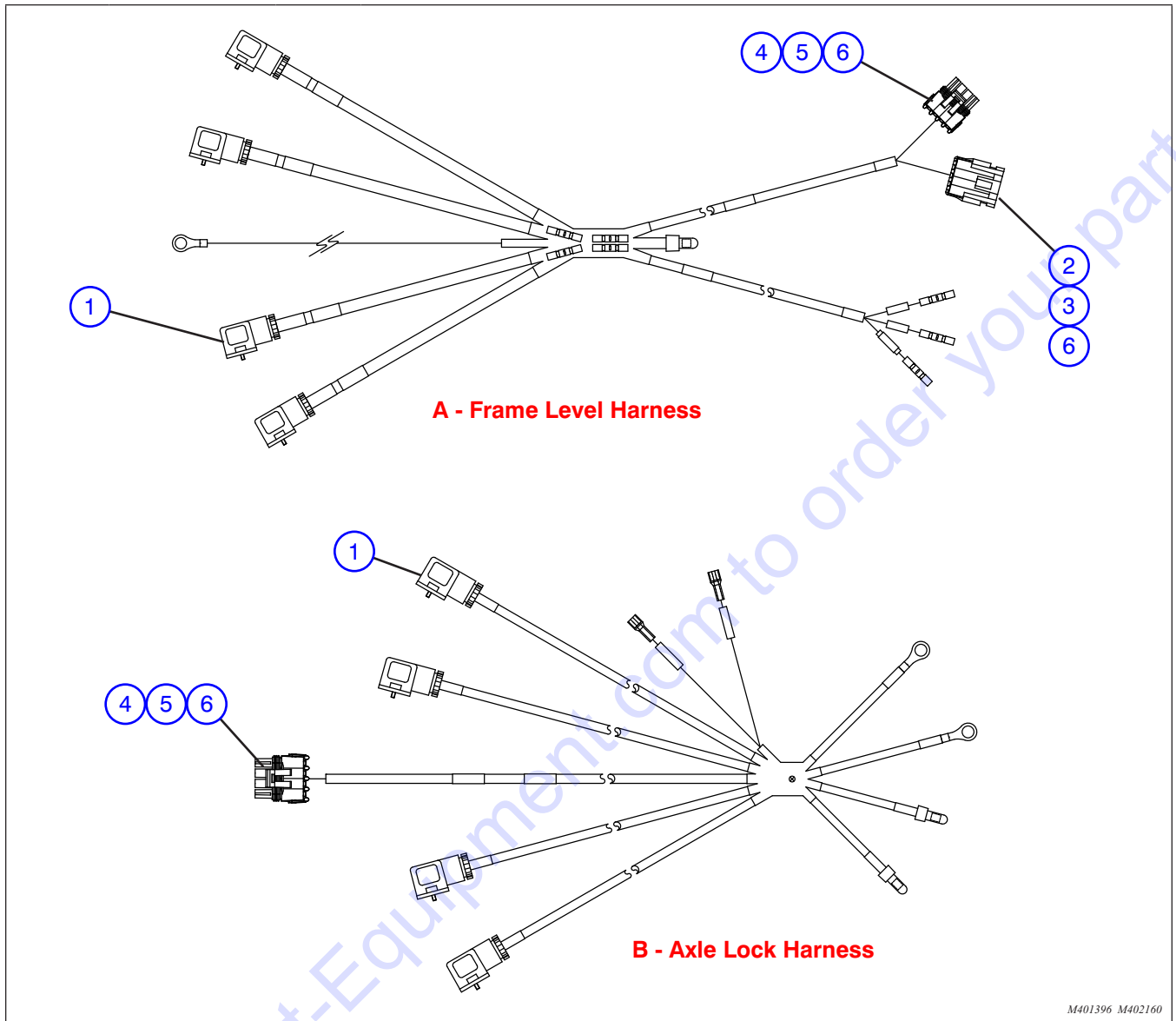
### 7.6 3-Speed Shifter Harness



M402170

Index No.	Skyjack Part No.	Qty.	Description
-	4-402170	1	ASSEMBLY, TRANSMISSION SHIFTER (3-SPEED MODIFIED)
1	4-407668	1	• SHIFTER, 3-Speed
2	4-157844	1	• CONNECTOR, Weather pack (4-pin, socket)
3	4-156139	7	• TERMINAL, Weather-pack (14-16 AWG, male)
4	4-124369	7	• SEAL, Cable (12-16 AWG, green)
5	4-156113	1	• CONNECTOR, Weather pack (3-pin, socket)

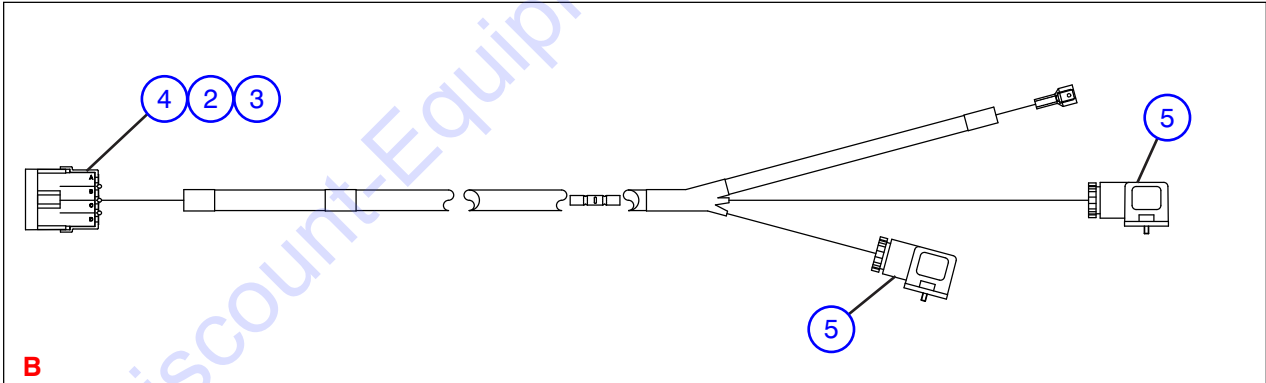
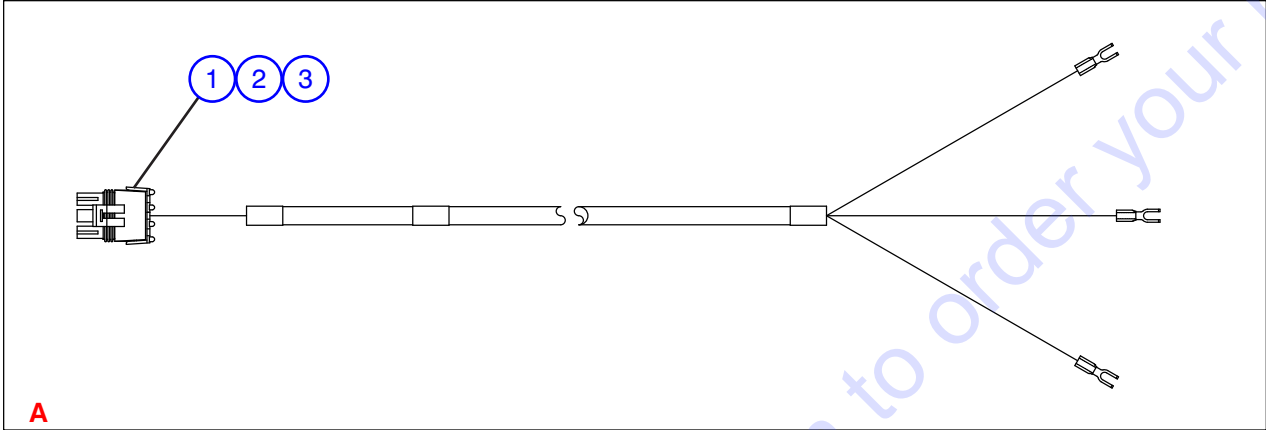
## 7.7 Frame Level and Axle Lock Harnesses



M401396 M402160

Index No.	Skyjack Part No.	Qty.	Description
<b>A</b>	4-401396	1	HARNESS, FRAME LEVEL
<b>B</b>	4-402160	1	HARNESS, AXLE LOCK
<b>1</b>	4-104409	8	• CONNECTOR, Solenoid (3-pin, black)
<b>2</b>	4-157894	1	• CONNECTOR, Weather-pack (4-pin male)
<b>3</b>	4-156139	3	• TERMINAL, Weather-pack (14 - 16 AWG, male)
<b>4</b>	4-138377	3	• CONNECTOR, Weather-pack (4-pin plug)
<b>5</b>	4-138378	9	• TERMINAL, Weather-pack (female)
<b>6</b>	4-124369	15	• SEAL, Wire

7.8 Steering and Brakes Harnesses



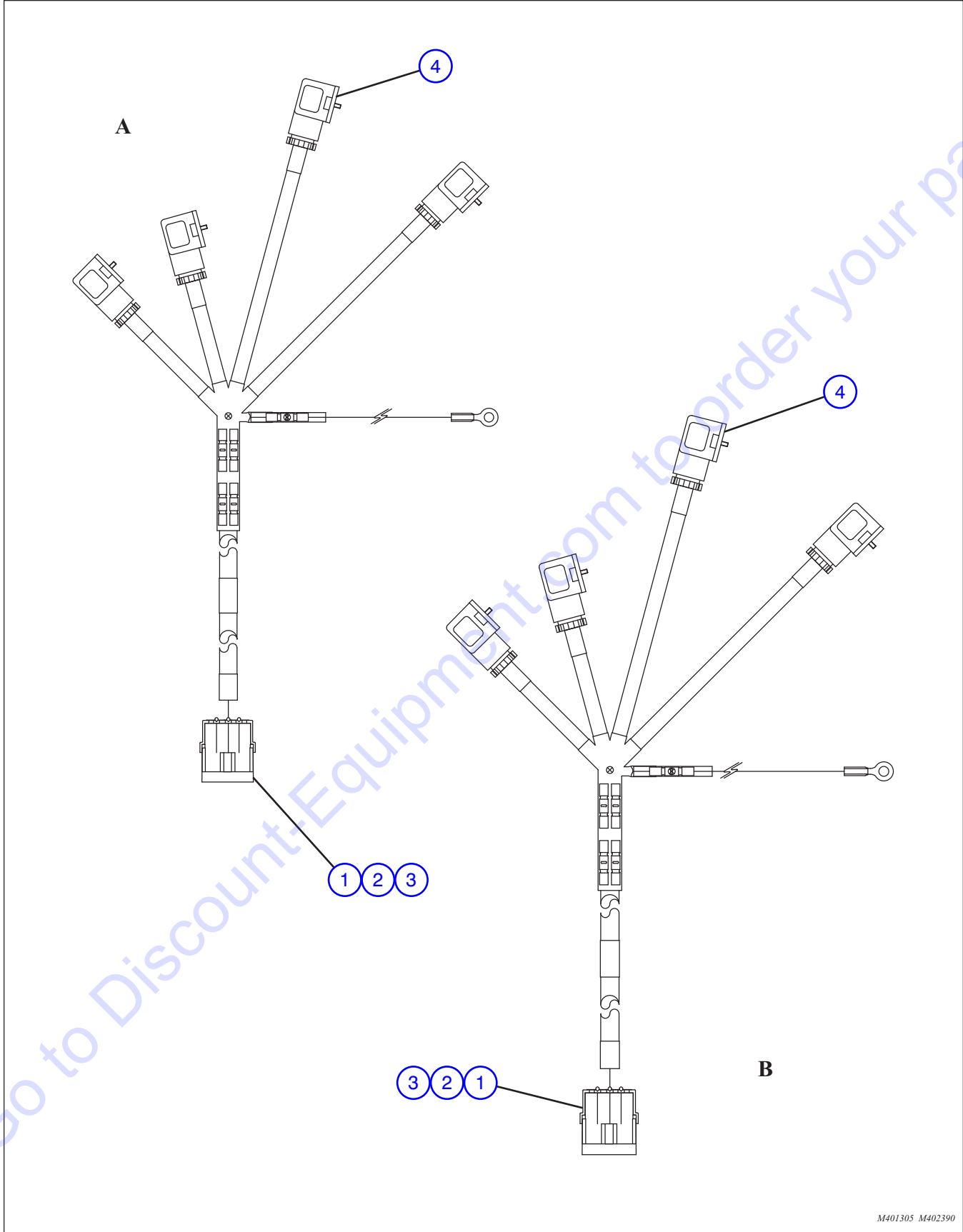
M401301 M401336

### 7.8 Steering and Brakes Harnesses

Index No.	Skyjack Part No.	Qty.	Description
<b>A</b>	4-401301	1	HARNESS, STEERING
<b>B</b>	4-401336	1	HARNESS, PARK BRAKE
<b>1</b>	4-156114	1	• CONNECTOR, Weather pack 3-pin male
<b>2</b>	4-156137	7	• TERMINAL, Weather pack 14-16 AWG female
<b>3</b>	4-124369	7	• CABLE, Seal 12-16 AWG green
<b>4</b>	4-157844	1	• CONNECTOR, Weather-pack (4-pin female)
<b>5</b>	4-410567	2	• CONNECTOR, (Lighted EN 175301-803, 3-pin black)

Go to Discount-Equipment.com to order your parts

7.9 Outrigger Raise/Lower Harness



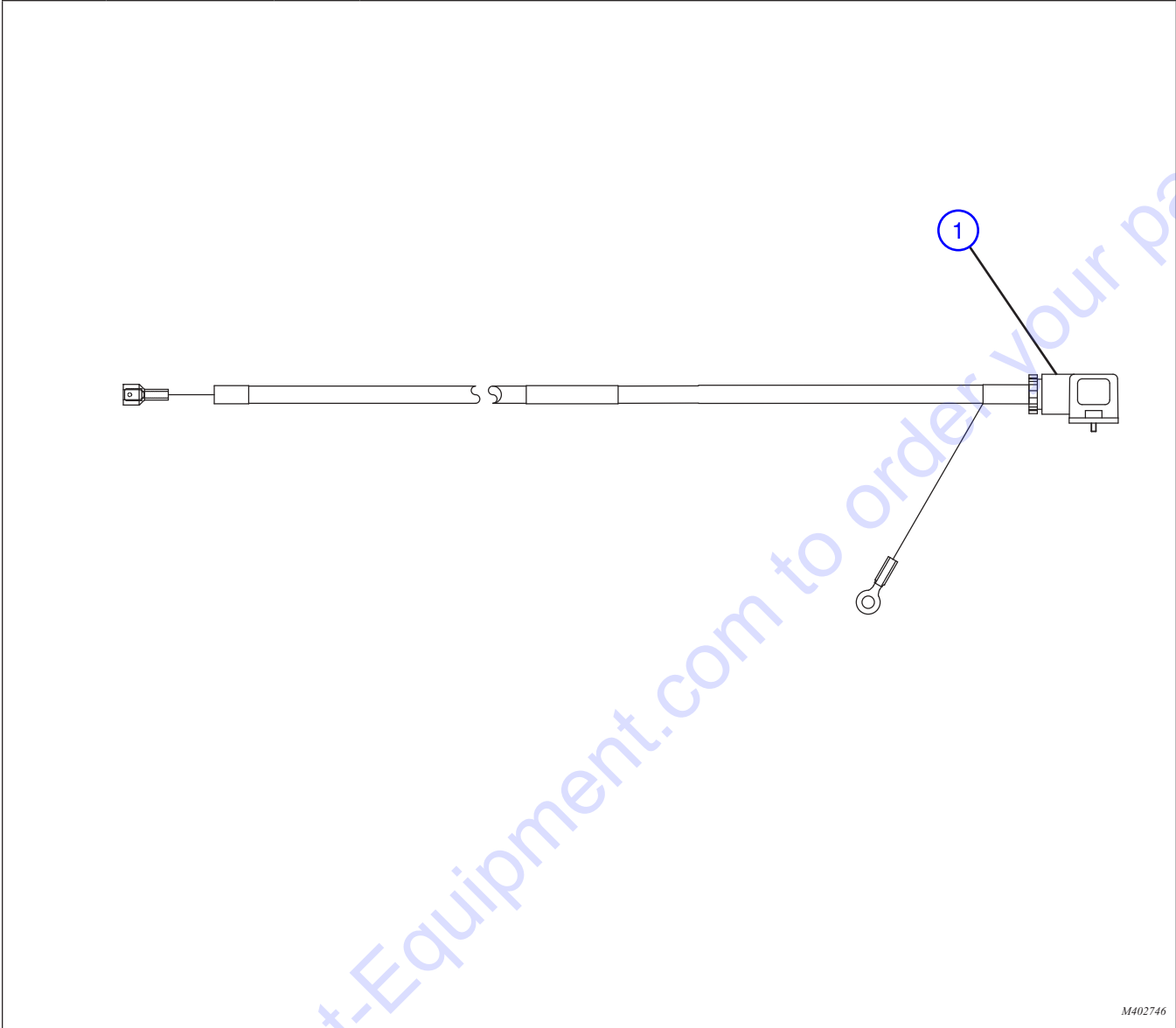
### 7.9 Outrigger Raise/Lower Harness

Index No.	Skyjack Part No.	Qty.	Description
<b>A</b>	4-401305	1	HARNESS, OUTRIGGER RAISE/LOWER
<b>B</b>	4-402390	1	HARNESS, OUTRIGGER RAISE/LOWER
1	4-157844	1	<ul style="list-style-type: none"> <li>• CONNECTOR, Weather-pack (4-pin female)</li> </ul>
2	4-156139	4	<ul style="list-style-type: none"> <li>• TERMINAL, Weather-pack (14 - 16 AWG, male)</li> </ul>
3	4-124369	4	<ul style="list-style-type: none"> <li>• CABLE, Seal 12-16 AWG green</li> </ul>
4	4-104409	4	<ul style="list-style-type: none"> <li>• CONNECTOR, (EN 175301-803, 3-pin black)</li> </ul>

Go to Discount-Equipment.com to order your parts



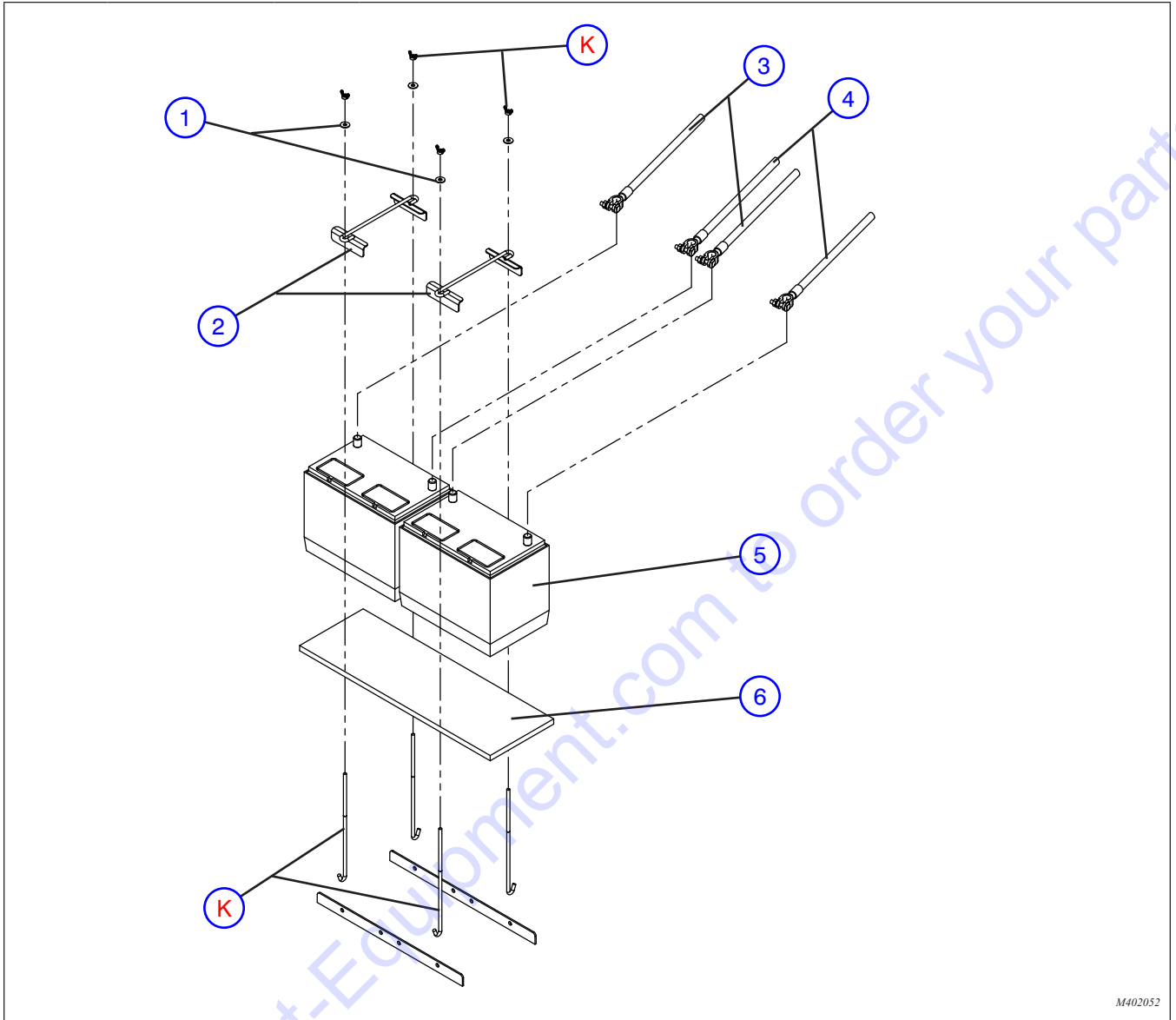
**7.10 Diverter Valve Harness**



M402746

Index No.	Skyjack Part No.	Qty.	Description
-	4-402746	1	HARNESS, BACKUP ALARM AND DIVERTER VALVE
1	4-104409	4	<ul style="list-style-type: none"> <li>• CONNECTOR, (EN 175301-803, 3-pin black)</li> </ul>

## 7.11 Dual Batteries Assembly



M402052

Index No.	Skyjack Part No.	Qty.	Description
-	4-402052	-	DUAL BATTERIES ASSEMBLY
1	4-411667	4	• WASHER, Flat zinc (1/4")
2	4-401446	2	• CLAMP, Battery
3	4-400891	2	• CABLE, Battery, (-) 2/0 Black
4	4-400890	2	• CABLE, Battery, (+) 2/0 Red
5	4-406869	2	• BATTERY, 12 V, 925CCA
6	4-402049	1	• PLATE, Painted plywood (1/2" X 7 X 21")
K	-	2	• KIT, Battery hold-down

# PARTS FINDER

**Search Website  
by Part Number**



**Search Manual  
Library For Parts  
Manual & Lookup Part  
Numbers – Purchase  
or Request Quote**

**Search Manuals**

Enter your information to help us find the right parts manual for your machine.

\* Brand:

\* Model:

\* Serial:

\* Part Number:

SEARCH

**Can't Find Part or  
Manual? Request Help  
by Manufacturer,  
Model & Description**

**Parts Order Form**

Please fill in the following information to help us find the right part for your machine.

Manufacturer:	<input type="text"/>
Model:	<input type="text"/>
Description:	<input type="text"/>
Part Number:	<input type="text"/>
Quantity:	<input type="text"/>
Notes:	<input type="text"/>

Submit

Discount-Equipment.com is your online resource for quality parts & equipment.

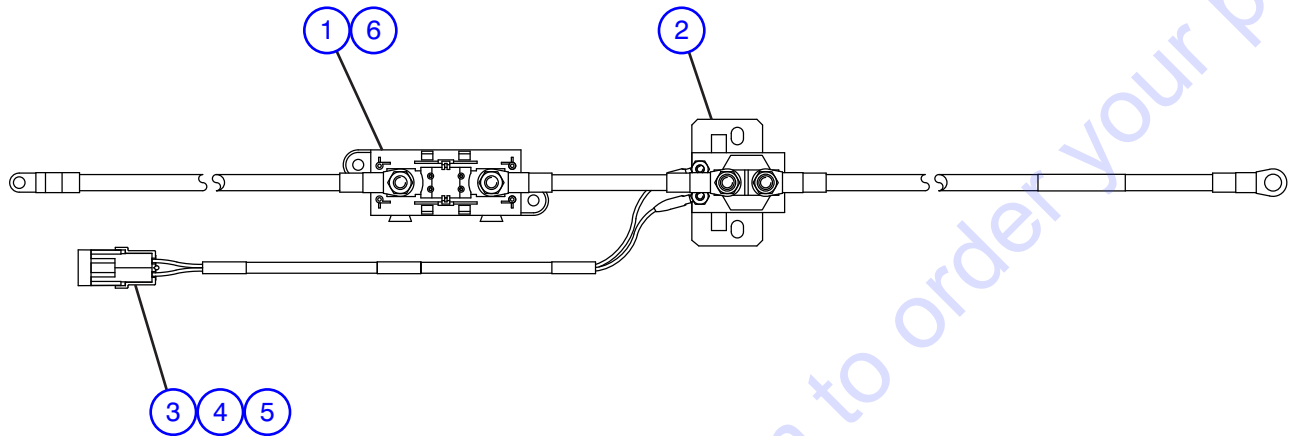
Florida: **561-964-4949** Outside Florida TOLL FREE: **877-690-3101**

**Need parts?**

Click on this link: <http://www.discount-equipment.com/category/5443-parts/> and choose one of the options to help get the right parts and equipment you are looking for. Please have the machine model and serial number available in order to help us get you the correct parts. If you don't find the part on the website or on one of the online manuals, please fill out the request form and one of our experienced staff members will get back to you with a quote for the right part that your machine needs.

We sell worldwide for the brands: Genie, Terex, JLG, MultiQuip, Mikasa, Essick, Whiteman, Mayco, Toro Stone, Diamond Products, Generac Magnum, Airman, Haulotte, Barreto, Power Blanket, Nifty Lift, Atlas Copco, Chicago Pneumatic, Allmand, Miller Curber, Skyjack, Lull, Skytrak, Tsurumi, Husquvarna Target, Stow, Wacker, Sakai, Mi-T-M, Sullair, Basic, Dynapac, MBW, Weber, Bartell, Bennar Newman, Haulotte, Ditch Runner, Menegotti, Morrison, Contec, Buddy, Crown, Edco, Wyco, Bomag, Laymor, EZ Trench, Bil-Jax, F.S. Curtis, Gehl Pavers, Heli, Honda, ICS/PowerGrit, IHI, Partner, Imer, Clipper, MMD, Koshin, Rice, CH&E, General Equipment, Amida, Coleman, NAC, Gradall, Square Shooter, Kent, Stanley, Tamco, Toku, Hatz, Kohler, Robin, Wisconsin, Northrock, Oztec, Toker TK, Rol-Air, APT, Wylie, Ingersoll Rand / Doosan, Innovatech, Con X, Ammann, Mecalac, Makinex, Smith Surface Prep, Small Line, Wanco, Yanmar

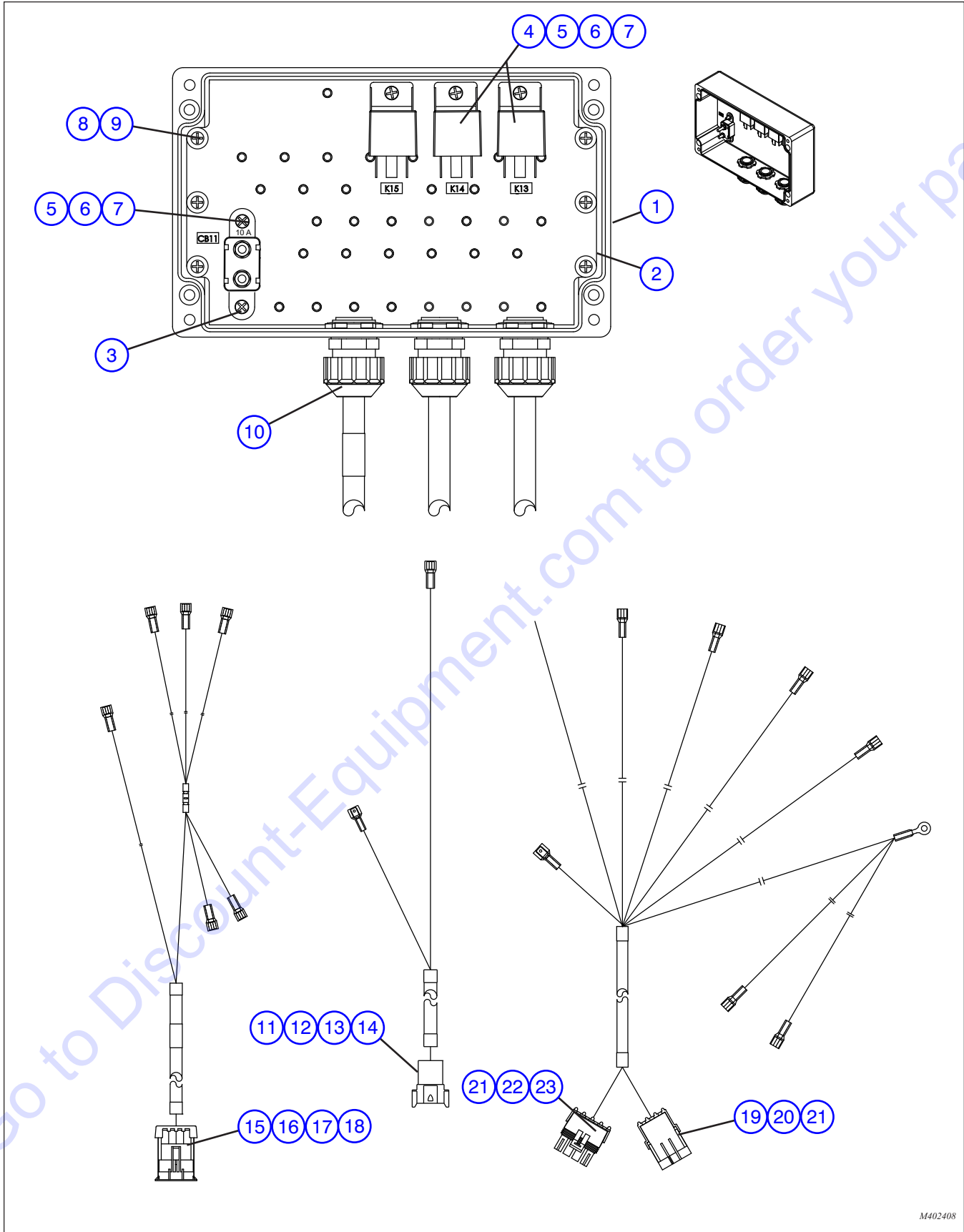
### 7.12 Grid Heater Harness



M401345

Index No.	Skyjack Part No.	Qty.	Description
-	4-401345	1	HARNES, GRID HEATER QSB4.5 TIER 3
1	4-157860	1	• FUSE, 32 V 125 A Slow blow plastic cover
2	4-157862	1	• CONTACTOR, 15 VDC 100 A
3	4-124369	2	• SEAL, Cable
4	4-156139	2	• TERMINAL, Weather pack 14-16 AWG male
5	4-156105	1	• CONNECTOR, Weather pack 2-pin female
6	4-157861	1	• HOLDER, Fuse

7.13 Open Cab Power Module (Aux. Hyd.)

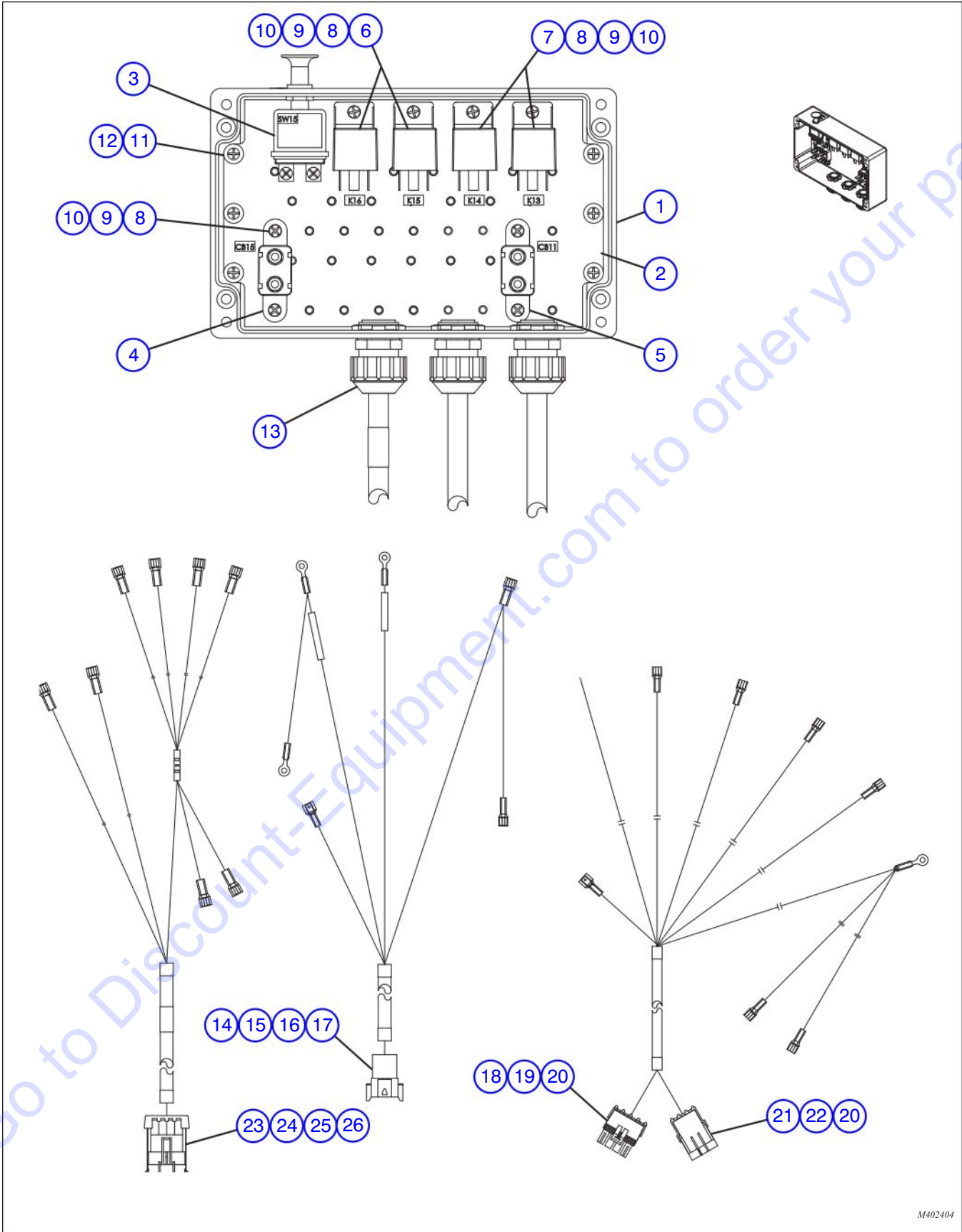


M402408

### 7.13 Open Cab Power Module (Aux. Hyd.)

Index No.	Skyjack Part No.	Qty.	Description
-	4-402408	1	MODULE, POWER (OPEN CAB)
1	4-402693	1	• BOX, Junction (9.84" X 10.02" X 4.76")
2	4-402406	1	• CHASSIS, Electrical enclosure
3	4-408526	1	• CIRCUIT BREAKER, Self-resetting (10A)
4	4-403275	2	• RELAY, SPST-NO (10A 12VDC)
5	4-116192	10	• SCREW, Pan head (#8-32 UNC X 0.63)
6	4-103991	10	• WASHER, Flat (#8)
7	4-112249	10	• WASHER, Lock (helical spring #8)
8	4-157864	6	• SCREW, Pan head (M6 X 6 mm)
9	4-411854	6	• WASHER, Lock (helical spring M6)
10	4-103036	3	• GLAND, Cable (nylon 0.5")
11	4-117582	1	• CONNECTOR, (8-pin receptacle)
12	4-117592	5	• TERMINAL, (14 - 16 AWG, male)
13	4-117584	1	• WEDGE, Locking (8-pin, receptacle)
14	4-117594	3	• PLUG, Sealing
15	4-157865	1	• CONNECTOR, METRI-PACK (280, 4-pin, male)
16	4-157867	4	• TERMINAL, METRI-PACK (10 AWG, male)
17	4-157868	1	• SEAL, METRI-PACK (2-pin, male)
18	4-157866	1	• LOCK, TPA
19	4-156113	1	• CONNECTOR, Weather-pack (3-pin, female)
20	4-156139	3	• TERMINAL, Weather-pack (14 - 16 AWG, male)
21	4-124369	7	• SEAL, Wire (16 - 12 AWG, green)
22	4-138377	1	• CONNECTOR, Weather-pack (4-pin, tower)
23	4-156137	4	• TERMINAL, Weather-pack (14 - 16 AWG, female)

7.14 Open Cab Power Module (Aux. Hyd. - Head/Tail/Stop Lights)



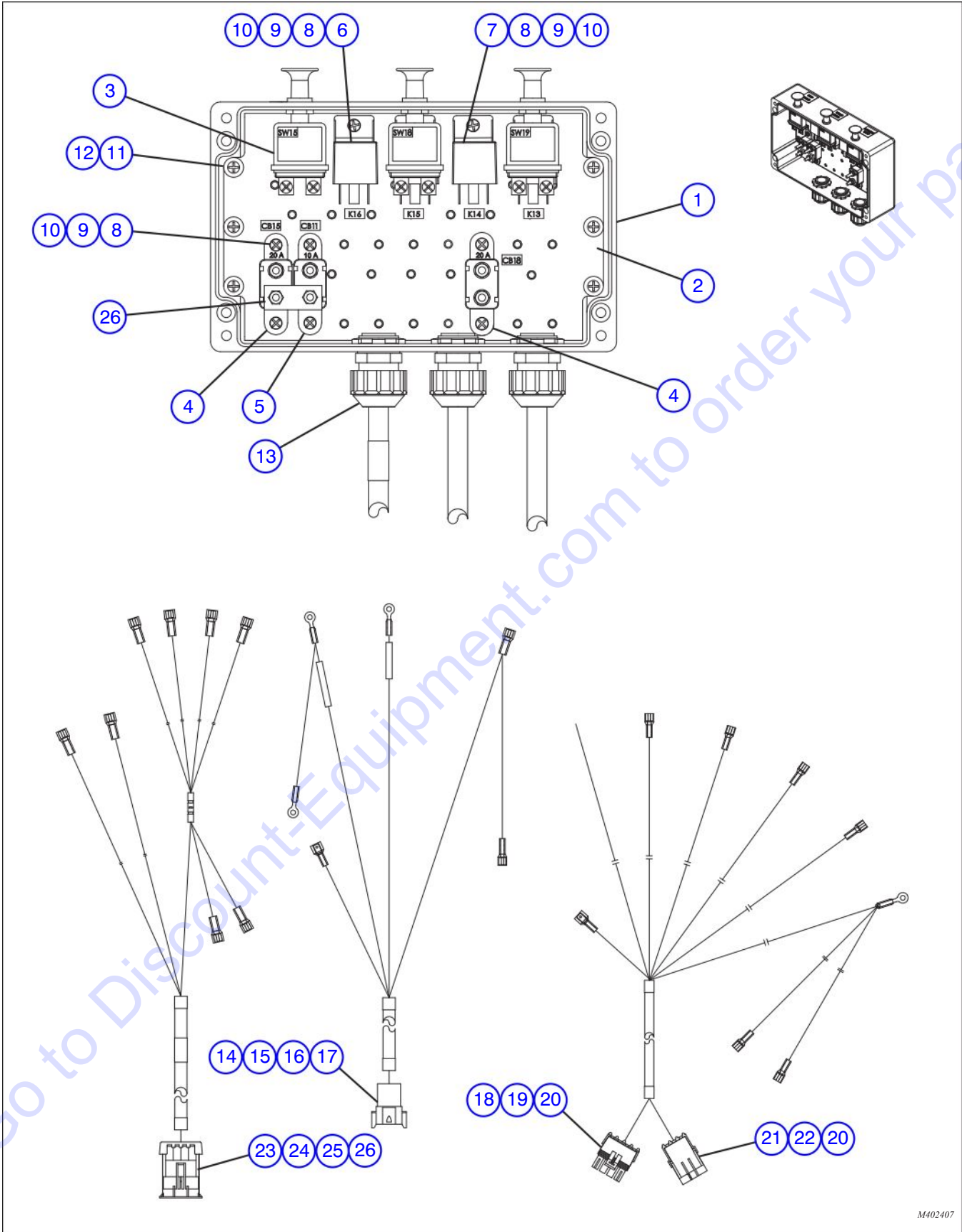
M402404



### 7.14 Open Cab Power Module (Aux. Hyd. - Head/Tail/Stop Lights)

Index No.	Skyjack Part No.	Qty.	Description
-	4-402404	1	MODULE, POWER (OPEN CAB)
1	4-402694	1	• BOX, Junction (9.84" X 10.02" X 4.76")
2	4-402406	1	• CHASSIS, Electrical enclosure
3	4-157863	1	• SWITCH, Push-pull (75A)
4	4-408527	1	• CIRCUIT BREAKER, Self-resetting (20A)
5	4-408526	1	• CIRCUIT BREAKER, Self-resetting (10A)
6	4-127035	2	• RELAY, SPST-NO (40A 12VDC)
7	4-403275	2	• RELAY, SPST-NO (10A 12VDC)
8	4-116192	10	• SCREW, Pan head (#8-32 UNC X 0.63)
9	4-103991	10	• WASHER, Flat (#8)
10	4-112249	10	• WASHER, Lock (helical spring #8)
11	4-157864	6	• SCREW, Pan head (M6 X 6 mm)
12	4-411854	6	• WASHER, Lock (helical spring M6)
13	4-103036	3	• GLAND, Cable (nylon 0.5")
14	4-117582	1	• CONNECTOR, (8-pin receptacle)
15	4-117592	5	• TERMINAL, (14 - 16 AWG, male)
16	4-117584	1	• WEDGE, Locking (8-pin, receptacle)
17	4-117594	3	• PLUG, Sealing
18	4-138377	1	• CONNECTOR, Weather-pack (4-pin, tower)
19	4-156137	4	• TERMINAL, Weather-pack (14 - 16 AWG, female)
20	4-124369	7	• SEAL, Wire (16 - 12 AWG, green)
21	4-156113	1	• CONNECTOR, Weather-pack (3-pin, female)
22	4-156139	3	• TERMINAL, Weather-pack (14 - 16 AWG, male)
23	4-157865	1	• CONNECTOR, METRI-PACK (280, 4-pin, male)
24	4-157867	4	• TERMINAL, METRI-PACK (10 AWG, male)
25	4-157868	1	• SEAL, METRI-PACK (2-pin, male)
26	4-157866	1	• LOCK, TPA

7.15 Open Cab Power Module (Aux. Hyd. - Head/Tail/Stop/Boom/Aux. Lights)

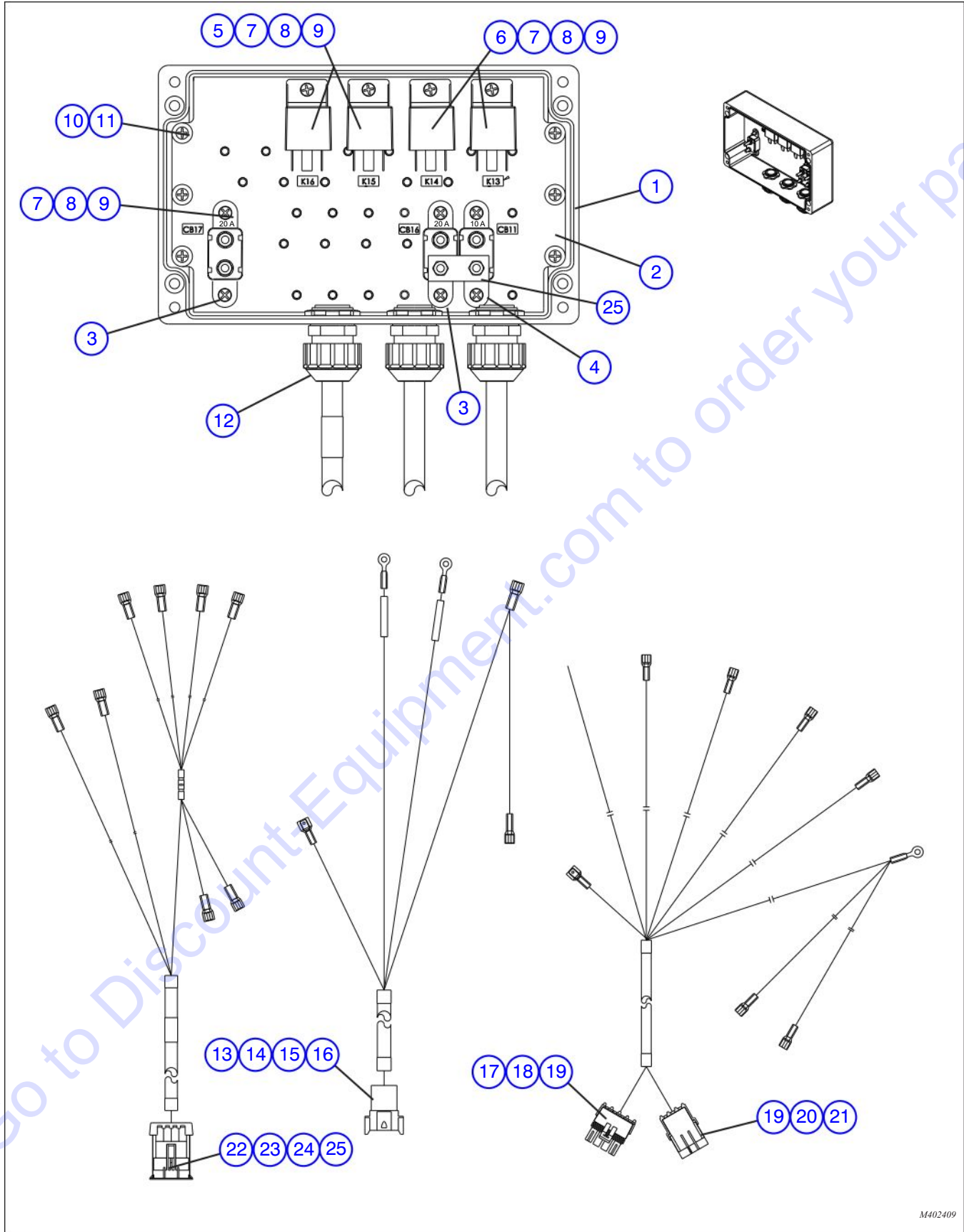


M402407

### 7.15 Open Cab Power Module (Aux. Hyd. - Head/Tail/Stop/Boom/Aux. Lights)

Index No.	Skyjack Part No.	Qty.	Description
-	4-402407	1	MODULE, POWER (OPEN CAB)
1	4-402694	1	• BOX, Junction (9.84" X 10.02" X 4.76")
2	4-402406	1	• CHASSIS, Electrical enclosure
3	4-157863	3	• SWITCH, Push-pull (75A)
4	4-408527	2	• CIRCUIT BREAKER, Self-resetting (20A)
5	4-408526	1	• CIRCUIT BREAKER, Self-resetting (10A)
6	4-127035	2	• RELAY, SPST-NO (40A 12VDC)
7	4-403275	2	• RELAY, SPST-NO (10A 12VDC)
8	4-116192	10	• SCREW, Pan head (#8-32 UNC X 0.63)
9	4-103991	10	• WASHER, Flat (#8)
10	4-112249	10	• WASHER, Lock (helical spring #8)
11	4-157864	6	• SCREW, Pan head (M6 X 6 mm)
12	4-411854	6	• WASHER, Lock (helical spring M6)
13	4-103036	3	• GLAND, Cable (nylon 0.5")
14	4-117582	1	• CONNECTOR, (8-pin receptacle)
15	4-117592	5	• TERMINAL, (14 - 16 AWG, male)
16	4-117584	1	• WEDGE, Locking (8-pin, receptacle)
17	4-117594	3	• PLUG, Sealing
18	4-138377	1	• CONNECTOR, Weather-pack (4-pin, tower)
19	4-156137	4	• TERMINAL, Weather-pack (14 - 16 AWG, female)
20	4-124369	7	• SEAL, Wire (16 - 12 AWG, green)
21	4-156113	1	• CONNECTOR, Weather-pack (3-pin, female)
22	4-156139	3	• TERMINAL, Weather-pack (14 - 16 AWG, male)
23	4-157865	1	• CONNECTOR, METRI-PACK (280, 4-pin, male)
24	4-157867	4	• TERMINAL, METRI-PACK (10 AWG, male)
25	4-157868	1	• SEAL, METRI-PACK
26	4-157866	1	• LOCK, TPA
27	-	1	• BUS BAR, Copper (3.0" X 0.63" X 0.13")

7.16 Enclosed Cab Power Module (Aux. Hyd.)

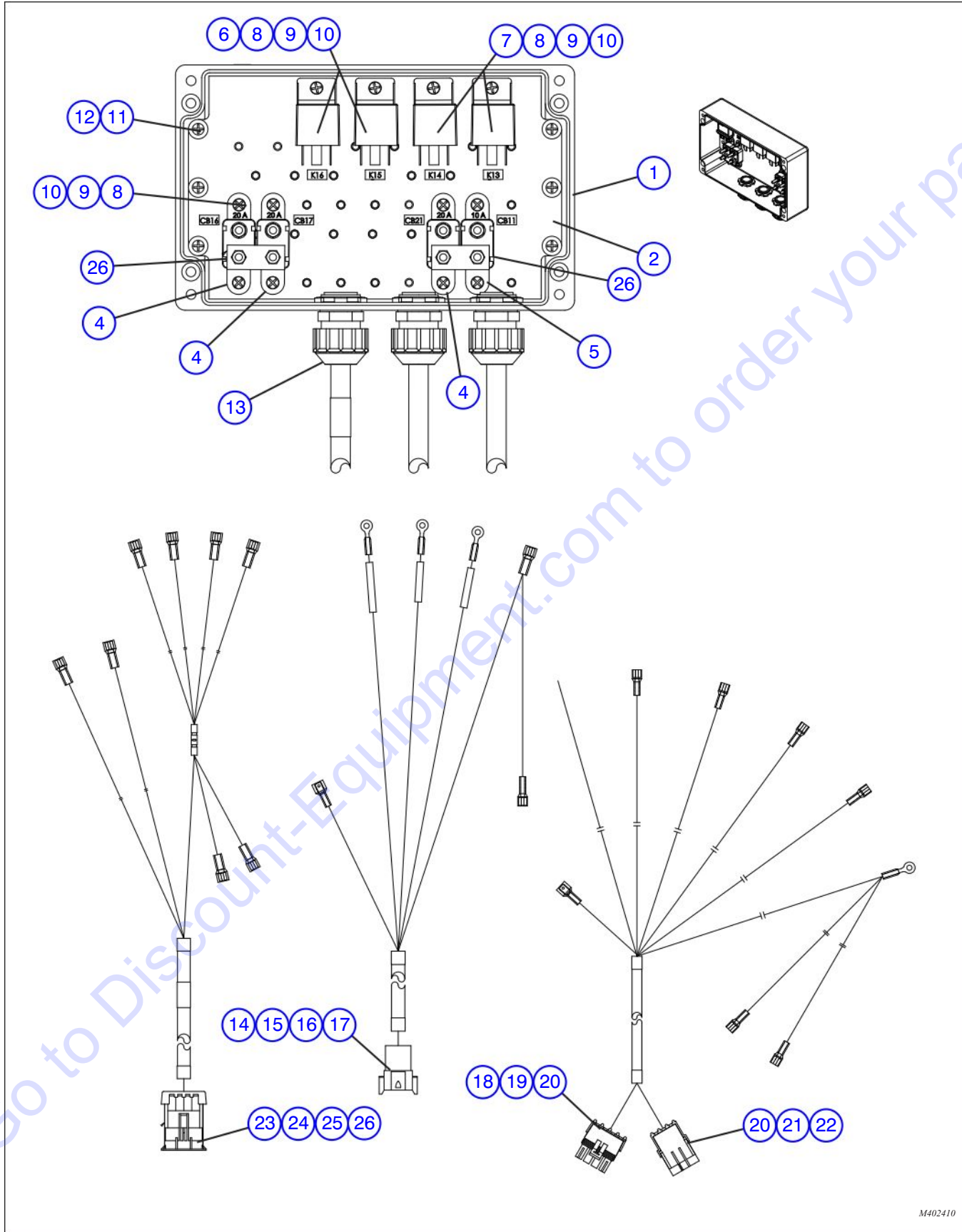


M402409

### 7.16 Enclosed Cab Power Module (Aux. Hyd.)

Index No.	Skyjack Part No.	Qty.	Description
-	4-402409	1	MODULE, POWER (ENCLOSED CAB)
1	4-402693	1	• BOX, Junction (9.84" X 10.02" X 4.76")
2	4-402406	1	• CHASSIS, Electrical enclosure
3	4-408527	2	• CIRCUIT BREAKER, Self-resetting (20A)
4	4-408526	1	• CIRCUIT BREAKER, Self-resetting (10A)
5	4-127035	2	• RELAY, SPST-NO (40A 12VDC)
6	4-403275	2	• RELAY, SPST-NO (10A 12VDC)
7	4-116192	10	• SCREW, Panhead (#8-32 UNC X 0.63)
8	4-103991	10	• WASHER, Flat (#8)
9	4-112249	10	• WASHER, Lock (helical spring #8)
10	4-157864	6	• SCREW, Pan head (M6 X 6 mm)
11	4-411854	6	• WASHER, Lock (helical spring M6)
12	4-103036	3	• GLAND, Cable (nylon 0.5")
13	4-117582	1	• CONNECTOR, (8-pin receptacle)
14	4-117592	5	• TERMINAL, (14 - 16 AWG, male)
15	4-117584	1	• WEDGE, Locking (8-pin, receptacle)
16	4-117594	3	• PLUG, Sealing
17	4-138377	1	• CONNECTOR, Weather-pack (4-pin, tower)
18	4-156137	4	• TERMINAL, Weather-pack (14 - 16 AWG, female)
19	4-124369	7	• SEAL, Wire (16 - 12 AWG, green)
20	4-156113	1	• CONNECTOR, Weather-pack (3-pin, female)
21	4-156139	3	• TERMINAL, Weather-pack (14 - 16 AWG, male)
22	4-157865	1	• CONNECTOR, METRI-PACK (280, 4-pin, male)
23	4-157867	4	• TERMINAL, METRI-PACK (10 AWG, male)
24	4-157868	1	• SEAL, METRI-PACK (2-pin, male)
25	4-157866	1	• LOCK, TPA
26	-	1	• BUS BAR, Copper (3.0" X 0.63" X 0.13")

7.17 Enclosed Cab Power Module (Aux. Hyd. - A/C - Head/Tail/Stop Lights)



M402410

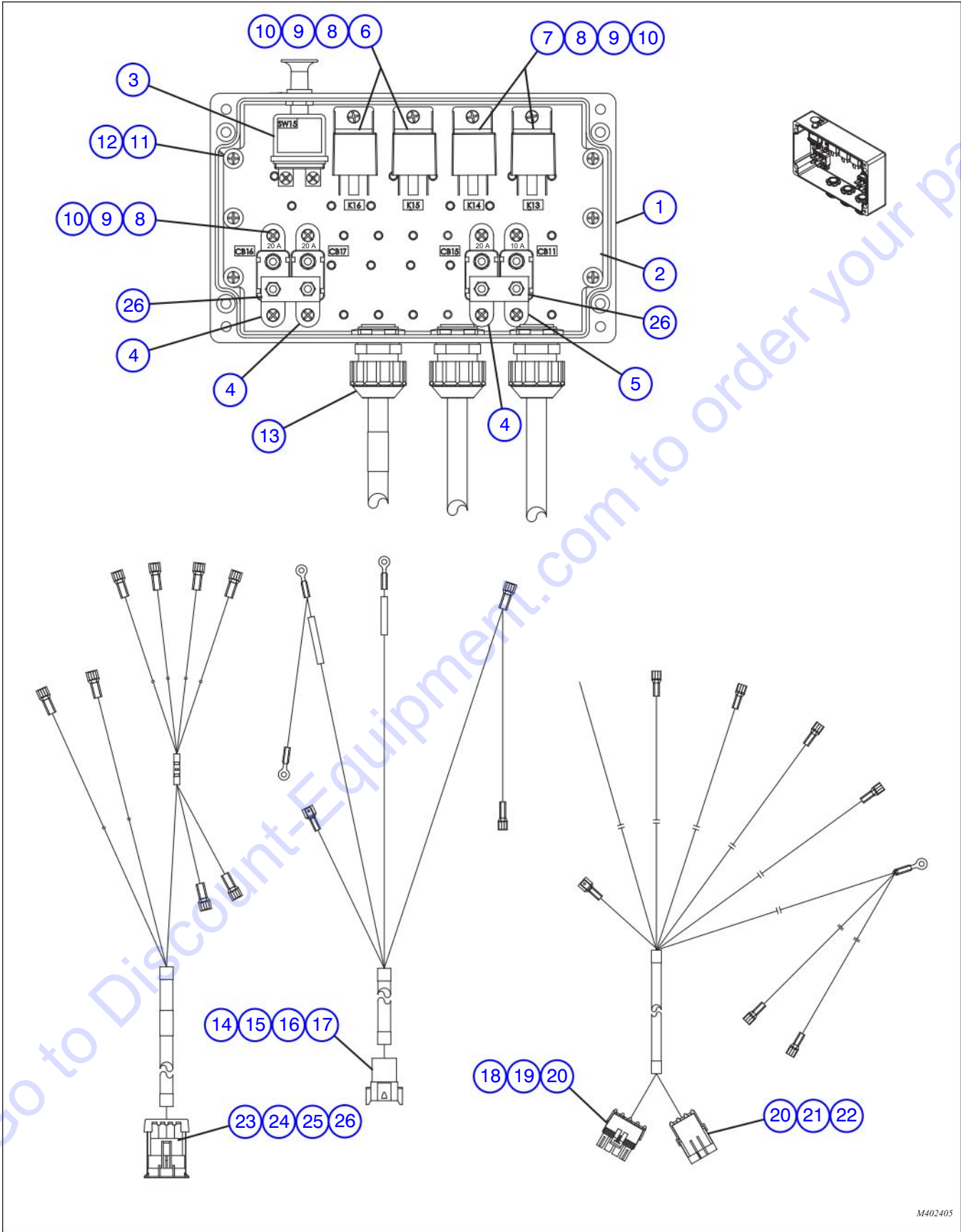


**7.17 Enclosed Cab Power Module (Aux. Hyd. - A/C - Head/Tail/Stop Lights)**

Index No.	Skyjack Part No.	Qty.	Description
-	4-402771	1	MODULE, POWER (ENCLOSED CAB)
1	4-402693	1	• BOX, Junction (9.84" X 10.02" X 4.76")
2	4-402406	1	• CHASSIS, Electrical enclosure
3	4-157863	1	• SWITCH, Push-pull (75A)
4	4-408527	3	• CIRCUIT BREAKER, Self-resetting (20A)
5	4-408526	1	• CIRCUIT BREAKER, Self-resetting (10A)
6	4-127035	2	• RELAY, SPST-NO (40A 12VDC)
7	4-403275	2	• RELAY, SPST-NO (10A 12VDC)
8	4-116192	10	• SCREW, Panhead (#8-32 UNC X 0.63)
9	4-103991	10	• WASHER, Flat (#8)
10	4-112249	10	• WASHER, Lock (helical spring #8)
11	4-157864	6	• SCREW, Pan head (M6 X 6 mm)
12	4-411854	6	• WASHER, Lock (helical spring M6)
13	4-103036	3	• GLAND, Cable (nylon 0.5")
14	4-117582	1	• CONNECTOR, (8-pin receptacle)
15	4-117592	5	• TERMINAL, (14 - 16 AWG, male)
16	4-117584	1	• WEDGE, Locking (8-pin, receptacle)
17	4-117594	3	• PLUG, Sealing
18	4-138377	1	• CONNECTOR, Weather-pack (4-pin, tower)
19	4-156137	4	• TERMINAL, Weather-pack (14 - 16 AWG, female)
20	4-124369	7	• SEAL, Wire (16 - 12 AWG, green)
21	4-156113	1	• CONNECTOR, Weather-pack (3-pin, female)
22	4-156139	3	• TERMINAL, Weather-pack (14 - 16 AWG, male)
23	4-157865	1	• CONNECTOR, METRI-PACK (280, 4-pin, male)
24	4-157867	4	• TERMINAL, METRI-PACK (10 AWG, male)
25	4-157868	1	• SEAL, METRI-PACK (2-pin, male)
26	4-157866	1	• LOCK, TPA
27	-	1	• BUS BAR, Copper (3.0" X 0.63" X 0.13")



**7.18 Enclosed Cab Power Module (Aux. Hyd. - Head/Tail/Stop Lights)**

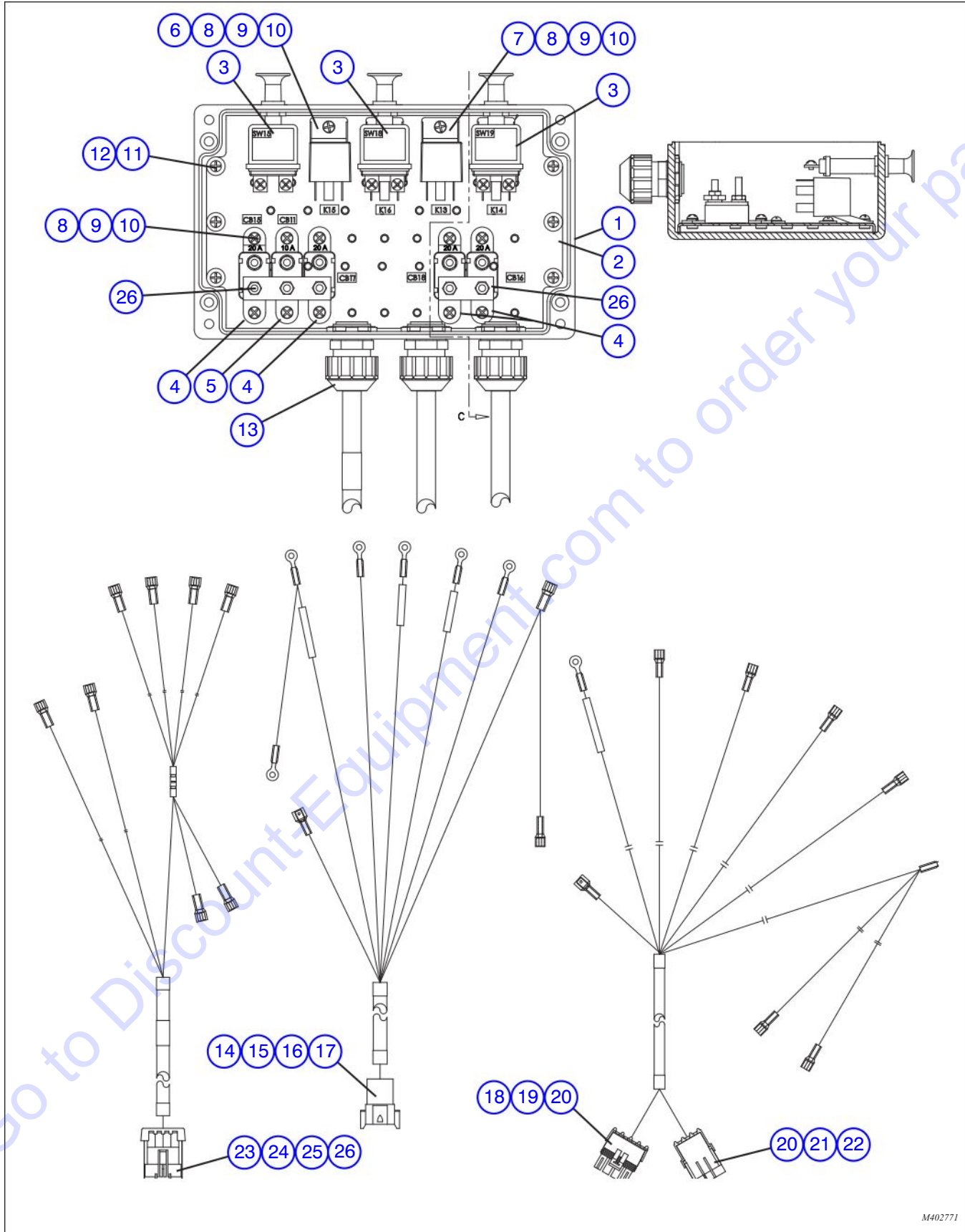


M402405

### 7.18 Enclosed Cab Power Module (Aux. Hyd. - Head/Tail/Stop Lights)

Index No.	Skyjack Part No.	Qty.	Description
-	4-402405	1	MODULE, POWER (ENCLOSED CAB)
1	4-402694	1	• BOX, Junction (9.84" X 10.02" X 4.76")
2	4-402406	1	• CHASSIS, Electrical enclosure
3	4-157863	1	• SWITCH, Push-pull (75A)
4	4-408527	3	• CIRCUIT BREAKER, Self-resetting (20A)
5	4-408526	1	• CIRCUIT BREAKER, Self-resetting (10A)
6	4-127035	2	• RELAY, SPST-NO (40A 12VDC)
7	4-403275	2	• RELAY, SPST-NO (10A 12VDC)
8	4-116192	10	• SCREW, Panhead (#8-32 UNC X 0.63)
9	4-103991	10	• WASHER, Flat (#8)
10	4-112249	10	• WASHER, Lock (helical spring #8)
11	4-157864	6	• SCREW, Pan head (M6 X 6 mm)
12	4-411854	6	• WASHER, Lock (helical spring M6)
13	4-103036	3	• GLAND, Cable (nylon 0.5")
14	4-117582	1	• CONNECTOR, (8-pin receptacle)
15	4-117592	5	• TERMINAL, (14 - 16 AWG, male)
16	4-117584	1	• WEDGE, Locking (8-pin, receptacle)
17	4-117594	3	• PLUG, Sealing
18	4-138377	1	• CONNECTOR, Weather-pack (4-pin, tower)
19	4-156137	4	• TERMINAL, Weather-pack (14 - 16 AWG, female)
20	4-124369	7	• SEAL, Wire (16 - 12 AWG, green)
21	4-156113	1	• CONNECTOR, Weather-pack (3-pin, female)
22	4-156139	3	• TERMINAL, Weather-pack (14 - 16 AWG, male)
23	4-157865	1	• CONNECTOR, METRI-PACK (280, 4-pin, male)
24	4-157867	4	• TERMINAL, METRI-PACK (10 AWG, male)
25	4-157868	1	• SEAL, METRI-PACK (2-pin, male)
26	4-157866	1	• LOCK, TPA
27	-	1	• BUS BAR, Copper (3.0" X 0.63" X 0.13")

7.19 Enclosed Cab Power Module (Aux. Hyd. - Head/Tail/Stop/Boom/Aux. Lights)

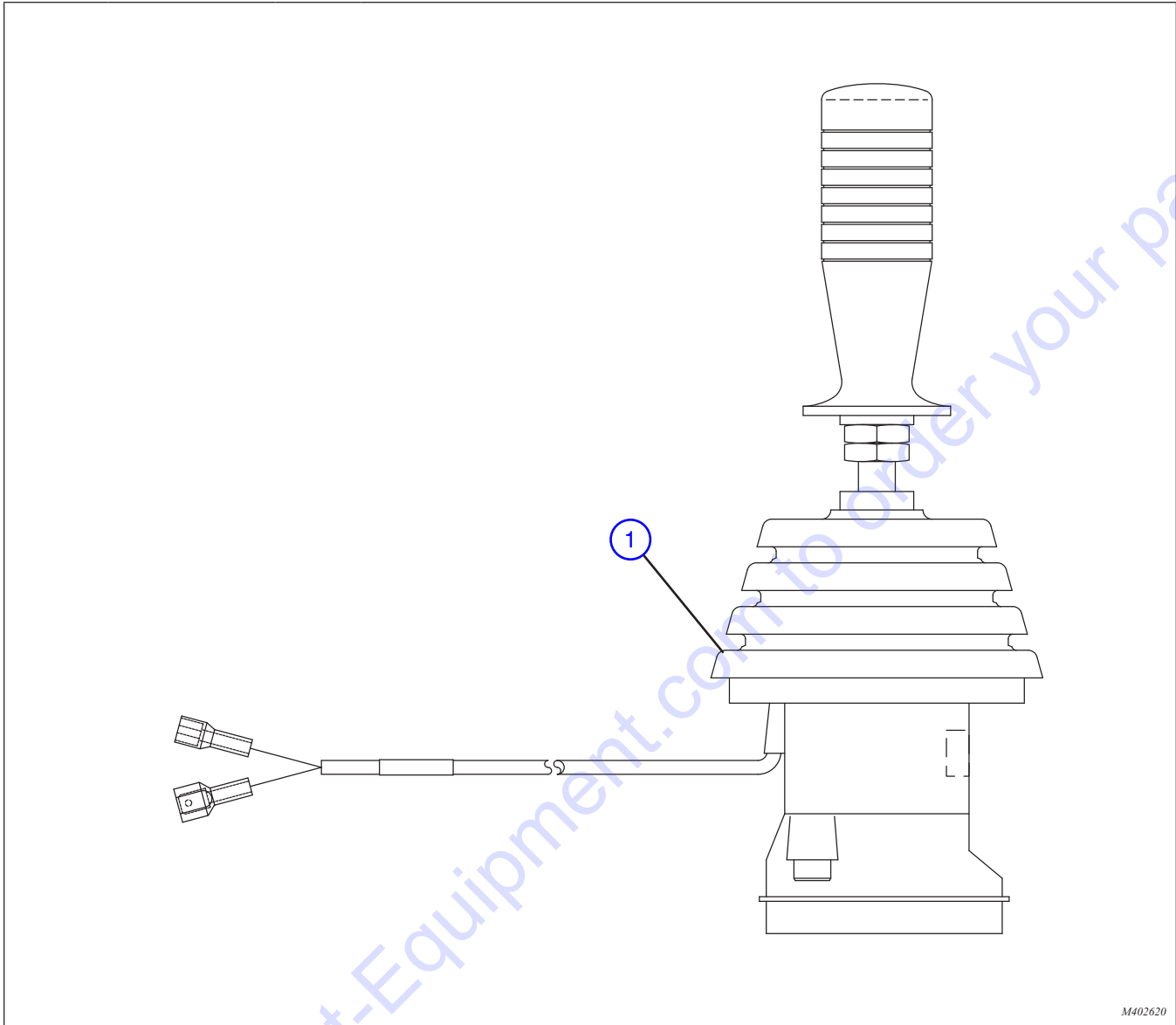


M402771

**7.19 Enclosed Cab Power Module (Aux. Hyd. - Head/Tail/Stop/Boom/Aux. Lights)**

Index No.	Skyjack Part No.	Qty.	Description
-	4-402771	1	MODULE, POWER (ENCLOSED CAB)
1	4-402695	1	• BOX, Junction (9.84" X 10.02" X 4.76")
2	4-402406	1	• CHASSIS, Electrical enclosure
3	4-157863	3	• SWITCH, Push-pull (75A)
4	4-408527	4	• CIRCUIT BREAKER, Self-resetting (20A)
5	4-408526	1	• CIRCUIT BREAKER, Self-resetting (10A)
6	4-127035	2	• RELAY, SPST-NO (40A 12VDC)
7	4-403275	2	• RELAY, SPST-NO (10A 12VDC)
8	4-116192	10	• SCREW, Panhead (#8-32 UNC X 0.63)
9	4-103991	10	• WASHER, Flat (#8)
10	4-112249	10	• WASHER, Lock (helical spring #8)
11	4-157864	6	• SCREW, Pan head (M6 X 6 mm)
12	4-411854	6	• WASHER, Lock (helical spring M6)
13	4-103036	3	• GLAND, Cable (nylon 0.5")
14	4-117582	1	• CONNECTOR, (8-pin receptacle)
15	4-117592	5	• TERMINAL, (14 - 16 AWG, male)
16	4-117584	1	• WEDGE, Locking (8-pin, receptacle)
17	4-117594	3	• PLUG, Sealing
18	4-138377	1	• CONNECTOR, Weather-pack (4-pin, tower)
19	4-156137	4	• TERMINAL, Weather-pack (14 - 16 AWG, female)
20	4-124369	7	• SEAL, Wire (16 - 12 AWG, green)
21	4-156113	1	• CONNECTOR, Weather-pack (3-pin, female)
22	4-156139	3	• TERMINAL, Weather-pack (14 - 16 AWG, male)
23	4-157865	1	• CONNECTOR, METRI-PACK (280, 4-pin, male)
24	4-157867	4	• TERMINAL, METRI-PACK (10 AWG, male)
25	4-157868	1	• SEAL, METRI-PACK (2-pin, male)
26	4-157866	1	• LOCK, TPA
27	-	1	• BUS BAR, Copper (3.0" X 0.63" X 0.13")

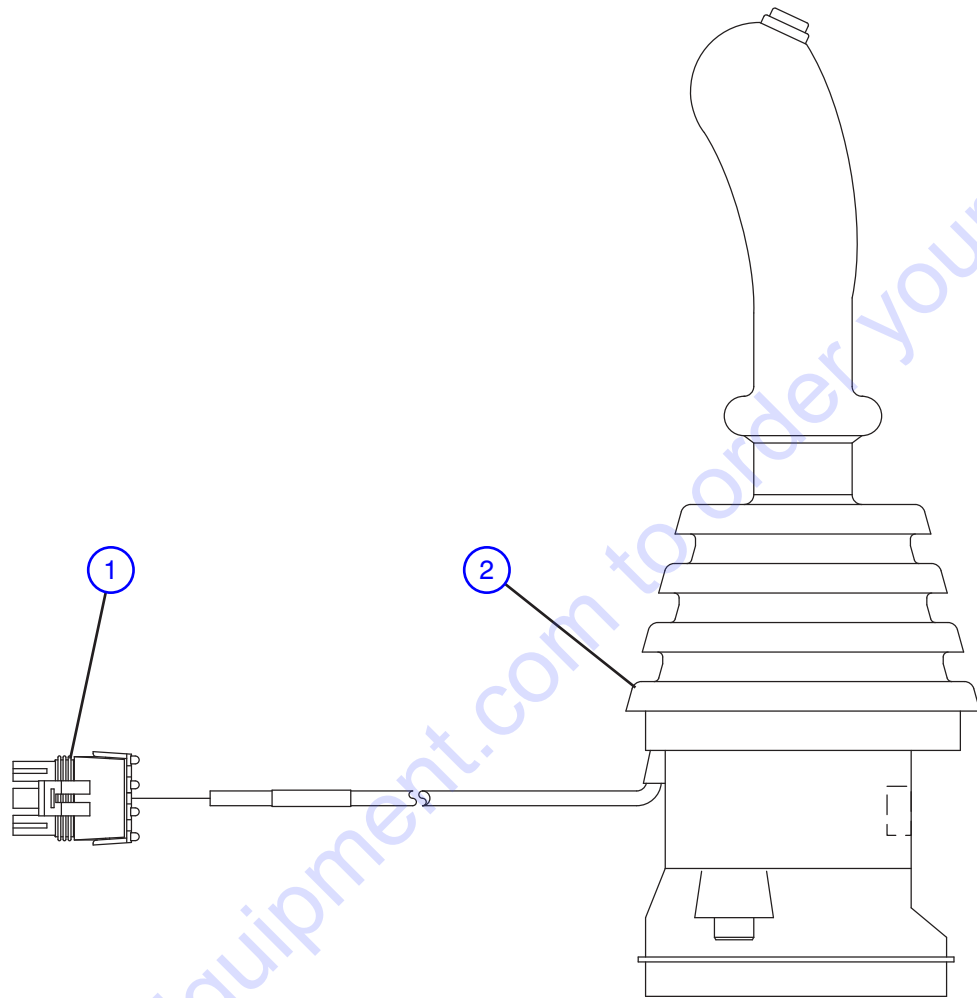
**7.20 Front Joystick Harness**



M402620

Index No.	Skyjack Part No.	Qty.	Description
-	4-402620	1	HARNES, FRONT JOYSTICK WITH MICROSWITCH
1	(Ref.)	-	JOYSTICK, Front (with microswitch) (For components, refer to Section 4.13)

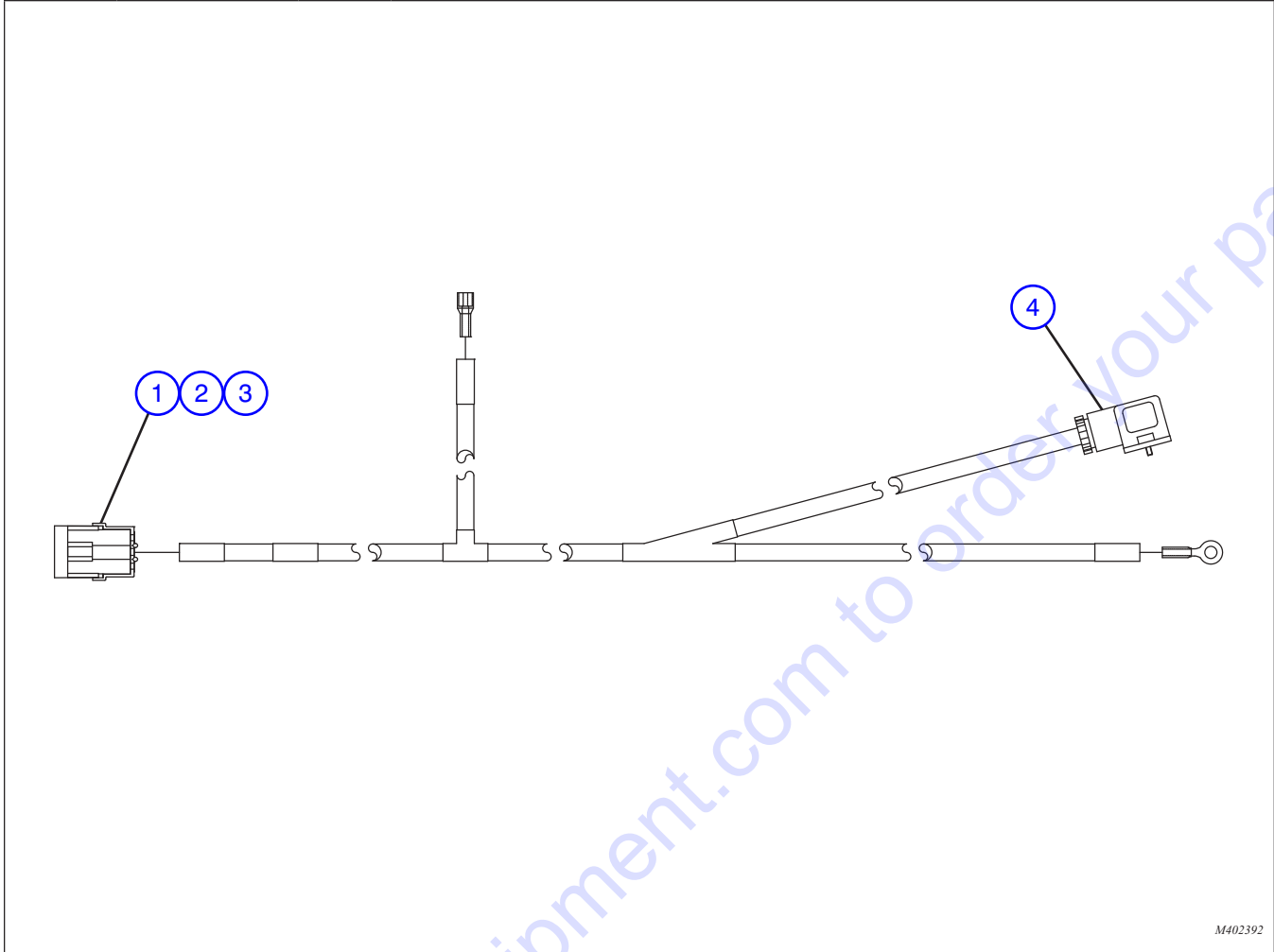
7.21 Rear Joystick Harness



M402187

Index No.	Skyjack Part No.	Qty.	Description
-	4-402187	1	HARNES, REAR JOYSTICK WITH HORIZONTAL ROCKER SWITCH
1	4-156114	1	• CONNECTOR, Weather-pack (3-pin, tower)
	4-156137	3	• • TERMINAL, Weather-pack (14-16 AWG, female)
	4-124369	3	• • SEAL, Cable (12-16 AWG, green)
2	(Ref.)	-	JOYSTICK, Rear with horizontal rocker switch (For components, refer to Section 4.14)

7.22 Horn / Fuel / Brake Pressure Switch Harness



M402392

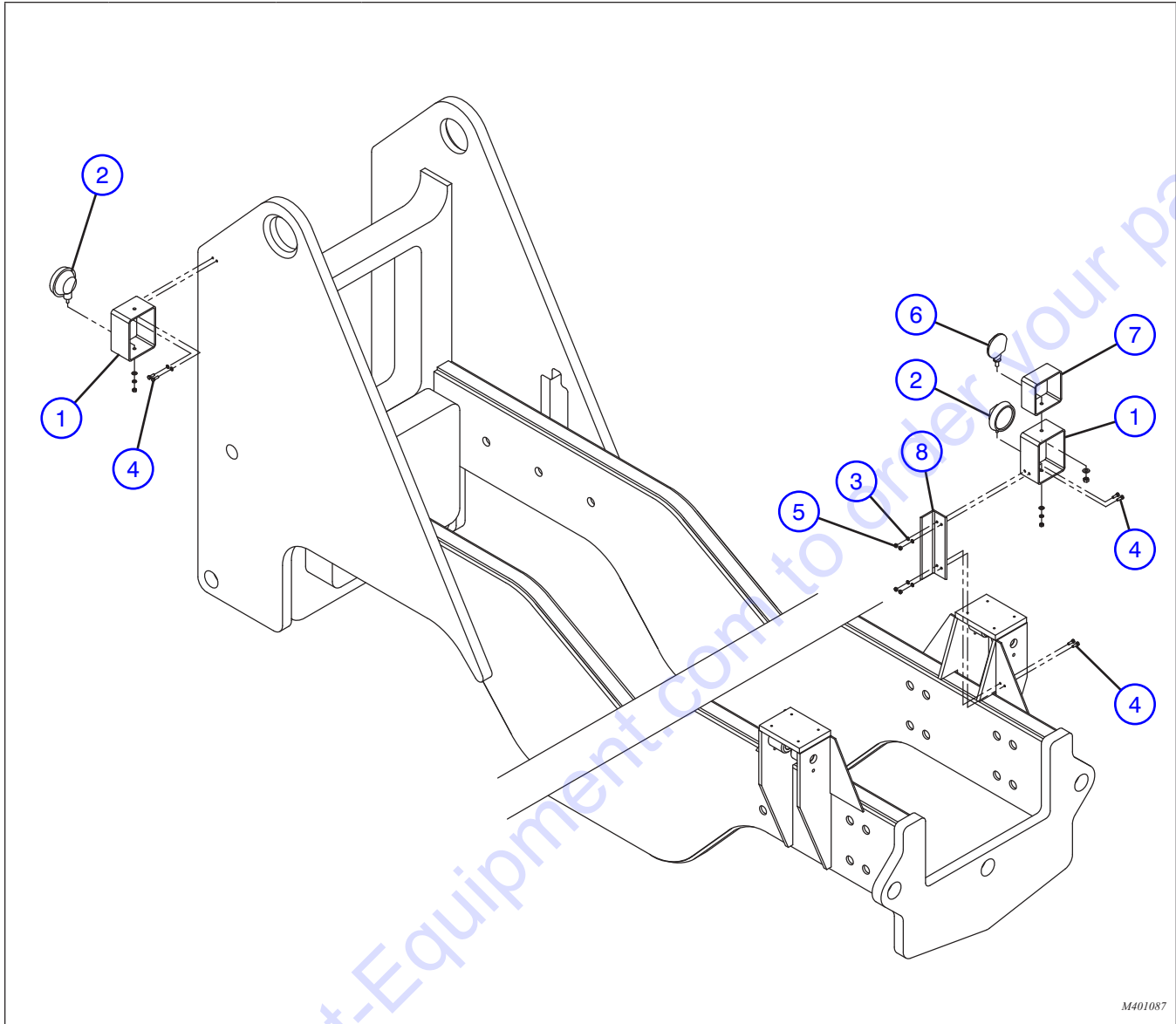
Index No.	Skyjack Part No.	Qty.	Description
-	4-402392	1	HARNESS, FRONT JOYSTICK WITH MICROSWITCH
1	4-156113	1	• CONNECTOR, Weather-pack (3-pin socket)
2	4-156139	3	• TERMINAL, Weather-pack (14 - 16 AWG male)
3	4-124369	3	• SEAL, Wire (16 - 12 AWG green)
4	4-406634	1	• CONNECTOR, EN 175301-803 (4-pin, black)



## 8.0 OPTIONAL EQUIPMENT RELATED PARTS

- 8.1 *Light Installation Group*
- 8.2 *Lighting Harness*
- 8.3 *Enclosed Cab Option*
- 8.4 *Pop-out Windows Assembly*
- 8.5 *Enclosed Cab Interior*
- 8.6 *Wiper Group*
- 8.7 *Fan and Light Attachment*
- 8.8 *Cab Heater Assembly*
- 8.9 *A/C and Electric Condenser Assembly*
- 8.10 *Boom Lights Assembly*
- 8.11 *Pintle Hook Assembly*
- 8.12 *Fenders Assembly*
- 8.13 *Mud Flaps Assembly*
- 8.14 *Battery Disconnect Switch Assembly*
- 8.15 *M16 Rifle Mount*
- 8.16 *Mine Spec. - Instrument Panel Assembly*
- 8.17 *Mine Spec. - Brakes Harness*
- 8.18 *Mine Spec. - Pressure Switches Harness*
- 8.19 *Mine Spec. - Steering Accumulator Harness*

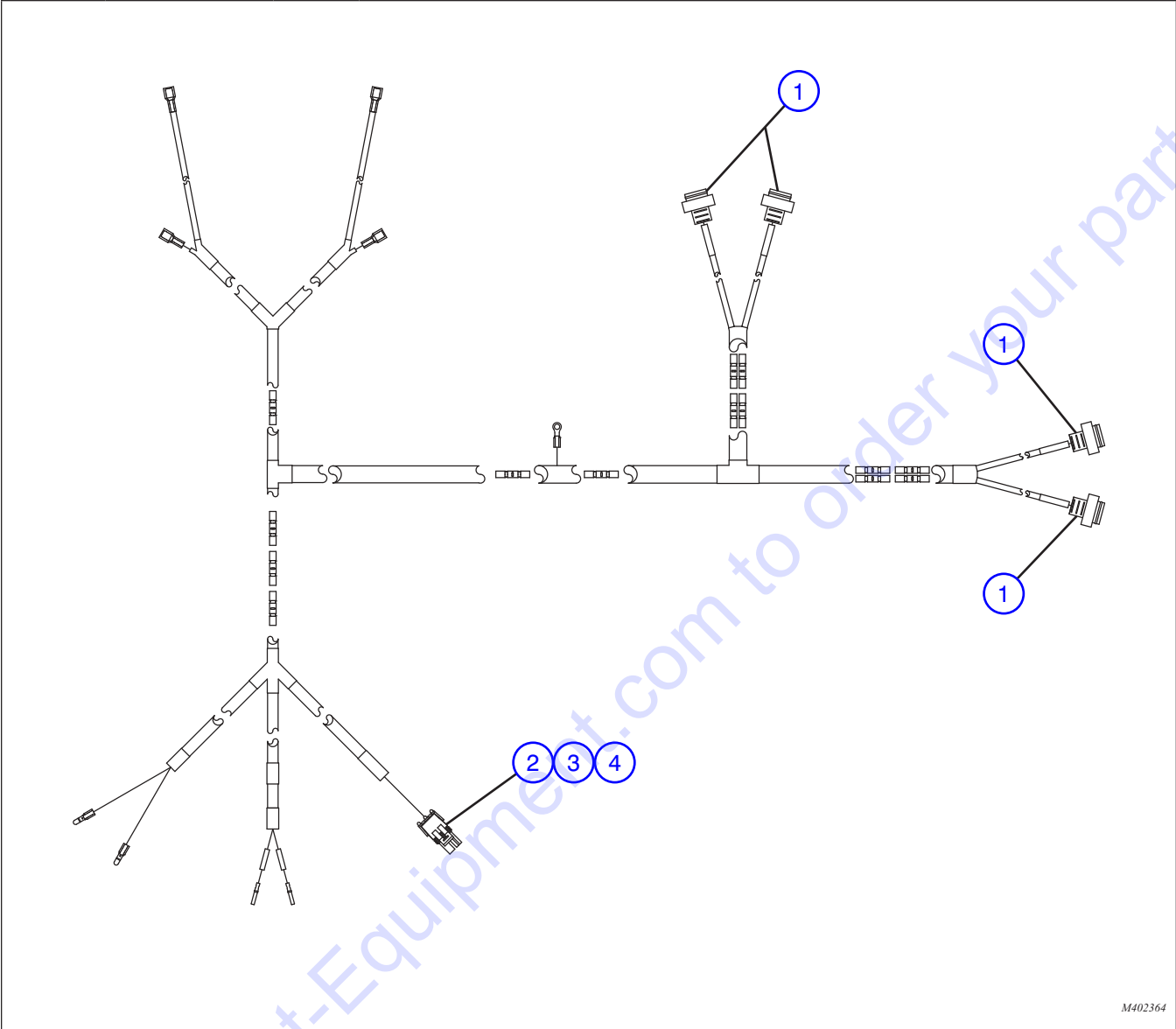
## 8.1 Light Installation Group



M401087

Index No.	Skyjack Part No.	Qty.	Description
1	4-406567	2	HOUSING, Light guard (Left)
	4-406568	2	HOUSING, Light guard (Right)
2	4-407592	4	HEAD Light, halogen
3	4-411681	12	WASHER, Lock (5/16")
4	4-411673	12	SCREW, Hex head cap (5/16" X 1" NC)
5	4-411682	8	NUT, Hex (5/16")
6	4-407927	2	LIGHT, Signal
7	4-401055	1	HOUSING, Turn signal guard (Left)
	4-401056	1	HOUSING, Turn signal guard (Right)
8	4-406218	2	BRACKET, Head light and turn signal mounting

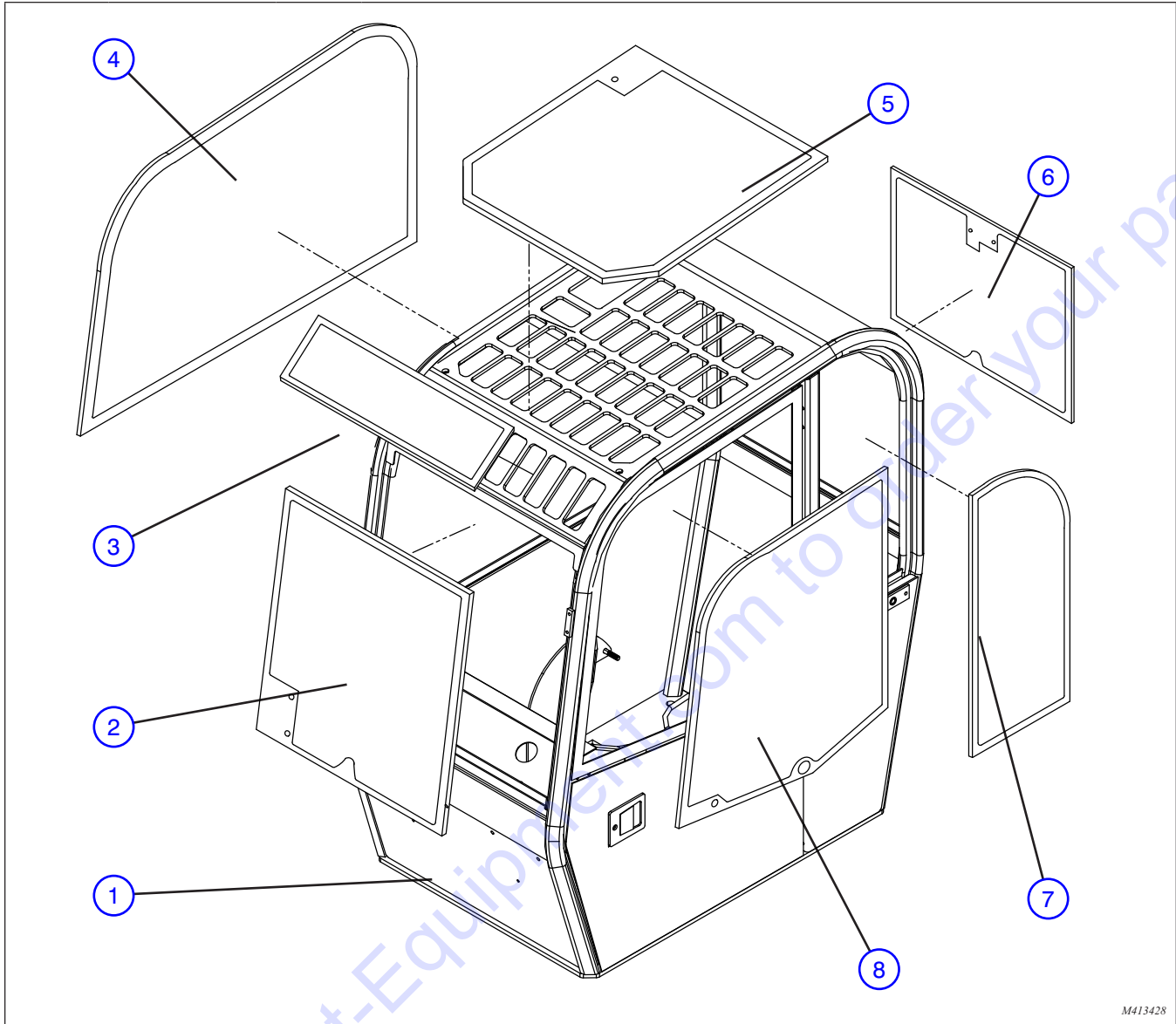
8.2 Lighting Harness



M402364

Index No.	Skyjack Part No.	Qty.	Description
-	4-402364	1	HARNES, LIGHTING
1	4-156178	4	• CONNECTOR, (3-pin, female)
2	4-124036	1	• CONNECTOR, Weather-pack (2-pin, tower)
3	4-156137	2	• TERMINAL, Weather-pack (14 - 16 AWG, female)
4	4-124369	2	• SEAL, Cable (12 - 16 AWG, green)

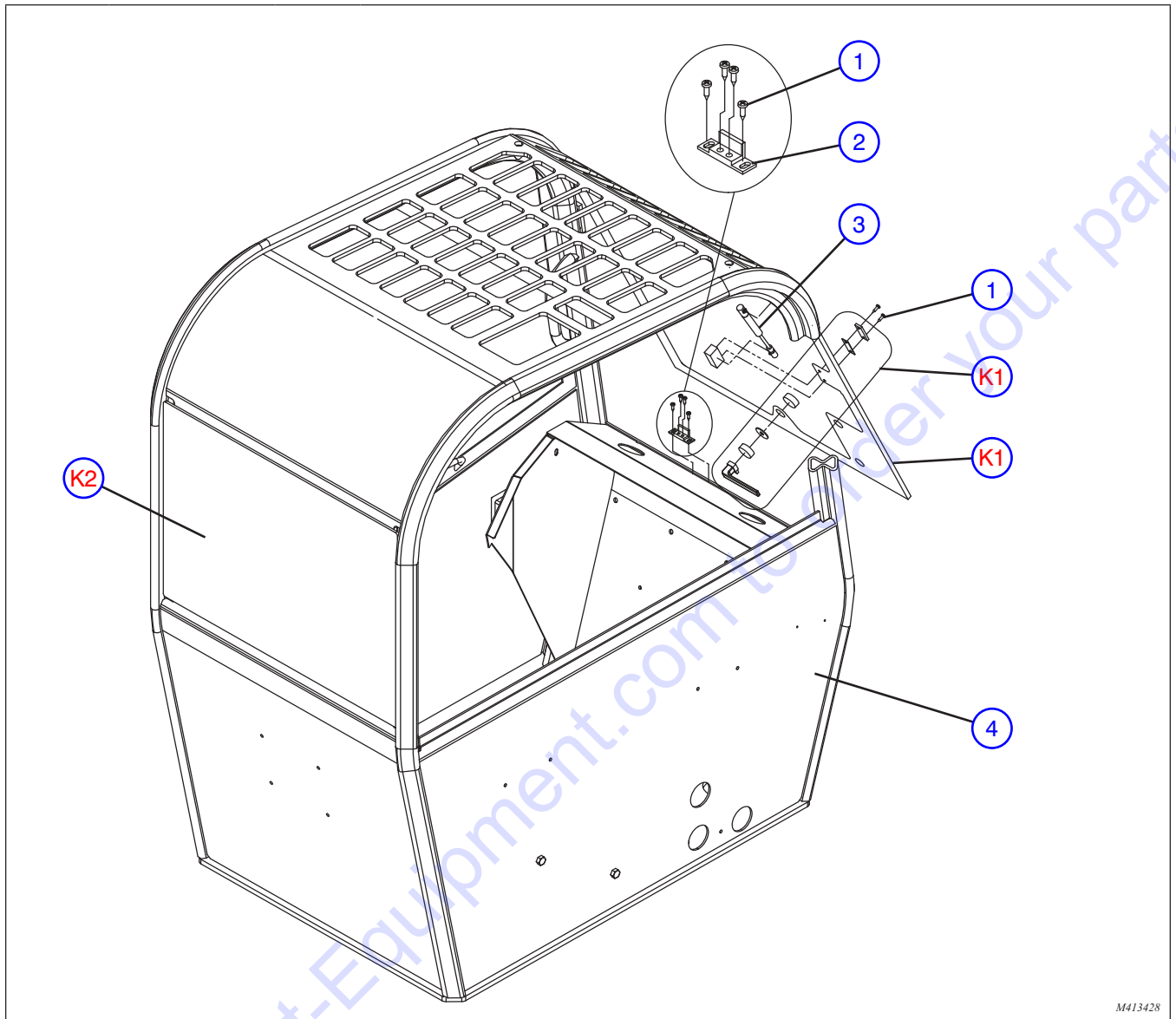
### 8.3 Enclosed Cab Group



M413428

Index No.	Skyjack Part No.	Qty.	Description
1	4-413428	1	WELDMENT, Enclosed cab
2	4-408333	1	WINDOW, Front
3	4-404986	1	WINDOW, Top/front
4	4-404987	1	WINDOW, Right side
5	4-404985	1	WINDOW, Top
6	4-408332	1	WINDOW, Rear
7	4-404988	1	WINDOW, Left side
8	4-404993	1	WINDOW, Door

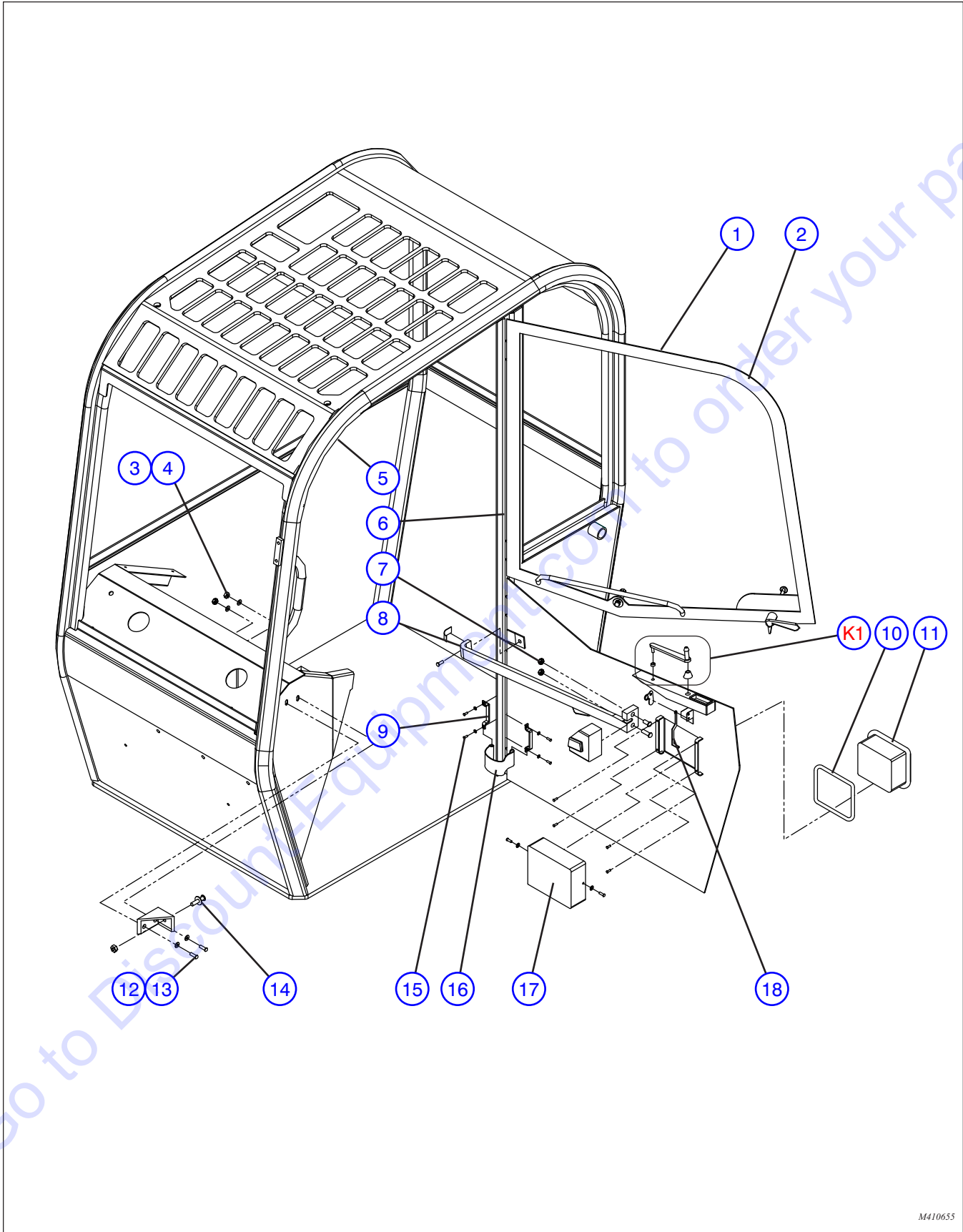
## 8.4 Pop-out Window Assembly



M413428

Index No.	Skyjack Part No.	Qty.	Description
1	4-411857	26	SCREW, Self-tapping (10-24 X 3/4")
2	4-407249	2	PLATE, Latch
3	4-409623	2	SPRING, Air
4	4-413428	1	WELDMENT, Enclosed cab
K1	4-408335	1	KIT, Front window pop-out
K2	4-408334	1	KIT, Rear window pop-out

8.5 Enclosed Cab Interior



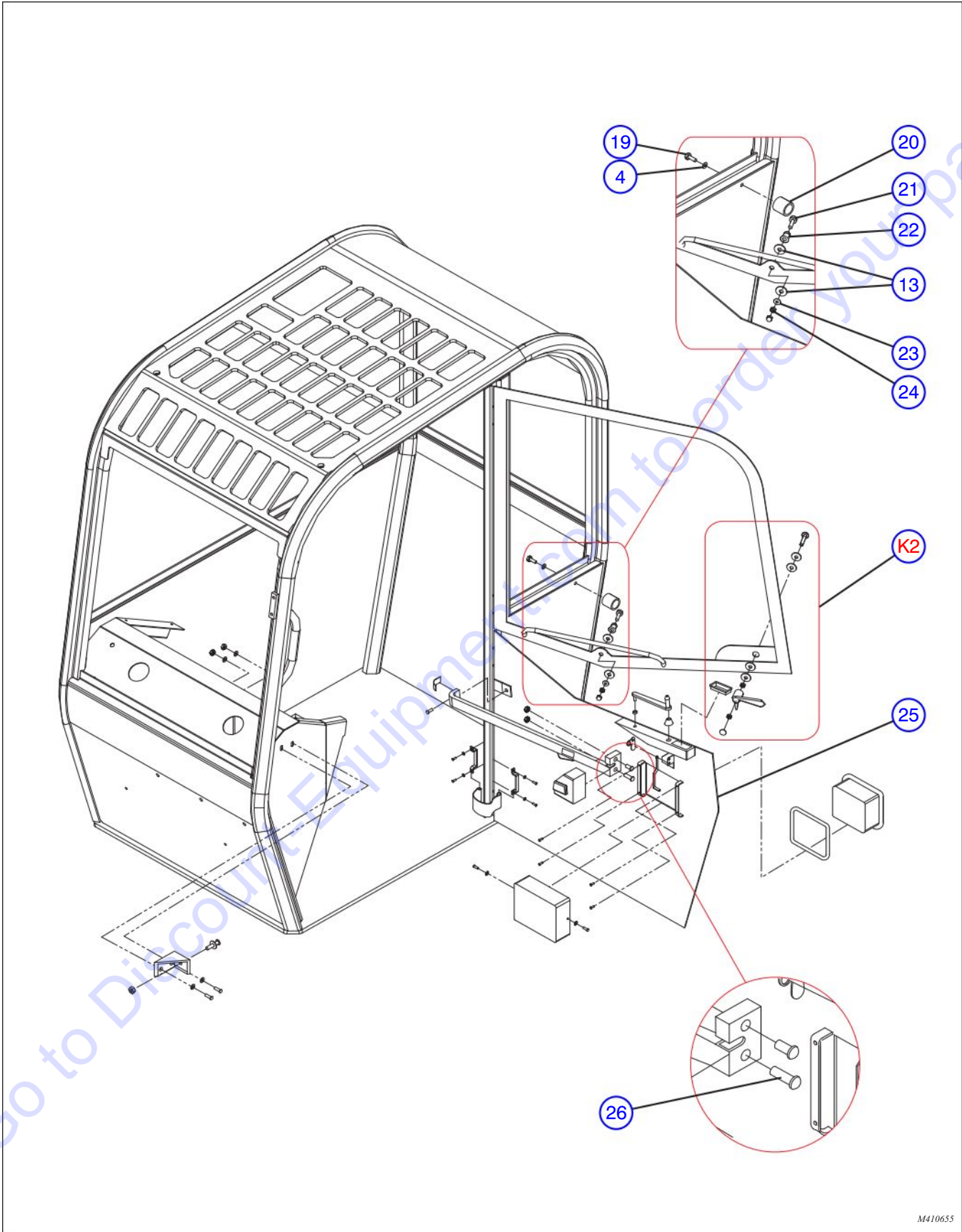
## 8.5 Enclosed Cab Interior

Index No.	Skyjack Part No.	Qty.	Description
-	4-410655	1	ASSEMBLY, Upper & Lower doors
1	4-410656	1	• ASSEMBLY, Complete upper door
2	4-414066	1	• FRAME, Upper door
3	4-411672	2	• WASHER, Lock (5/16")
4	4-411897	2	• NUT, Lock (5/16" NC)
5	4-410659	1	• SEAL, Door
6	4-405380	4	• ASSEMBLY, Door hinge
7	4-411808	1	• NUT, (M8 X 1.25)
8	4-405364	1	• ASSEMBLY, Door latch interior
9	4-405376	2	• HOLDER, Door strap
10	4-405370	1	• GASKET, Door latch
11	4-405367	1	• ASSEMBLY, Door latch exterior
12	4-411826	2	• SCREW, Hex head cap (5/16" X 1")
13	4-411680	4	• WASHER, Flat (5/16")
14	4-405372	1	• STRIKER, Door
15	4-411923	4	• WASHER, Flat (M6)
16	4-405349	1	• STRAP, Door (7")
17	4-405330	1	• COVER, Latch (Modified)
18	4-405379	1	• ASSEMBLY, Door linkage
K1	4-411454	1	KIT, Window brace

**Parts list continued on the following page.**



8.5 Enclosed Cab Interior - Continued



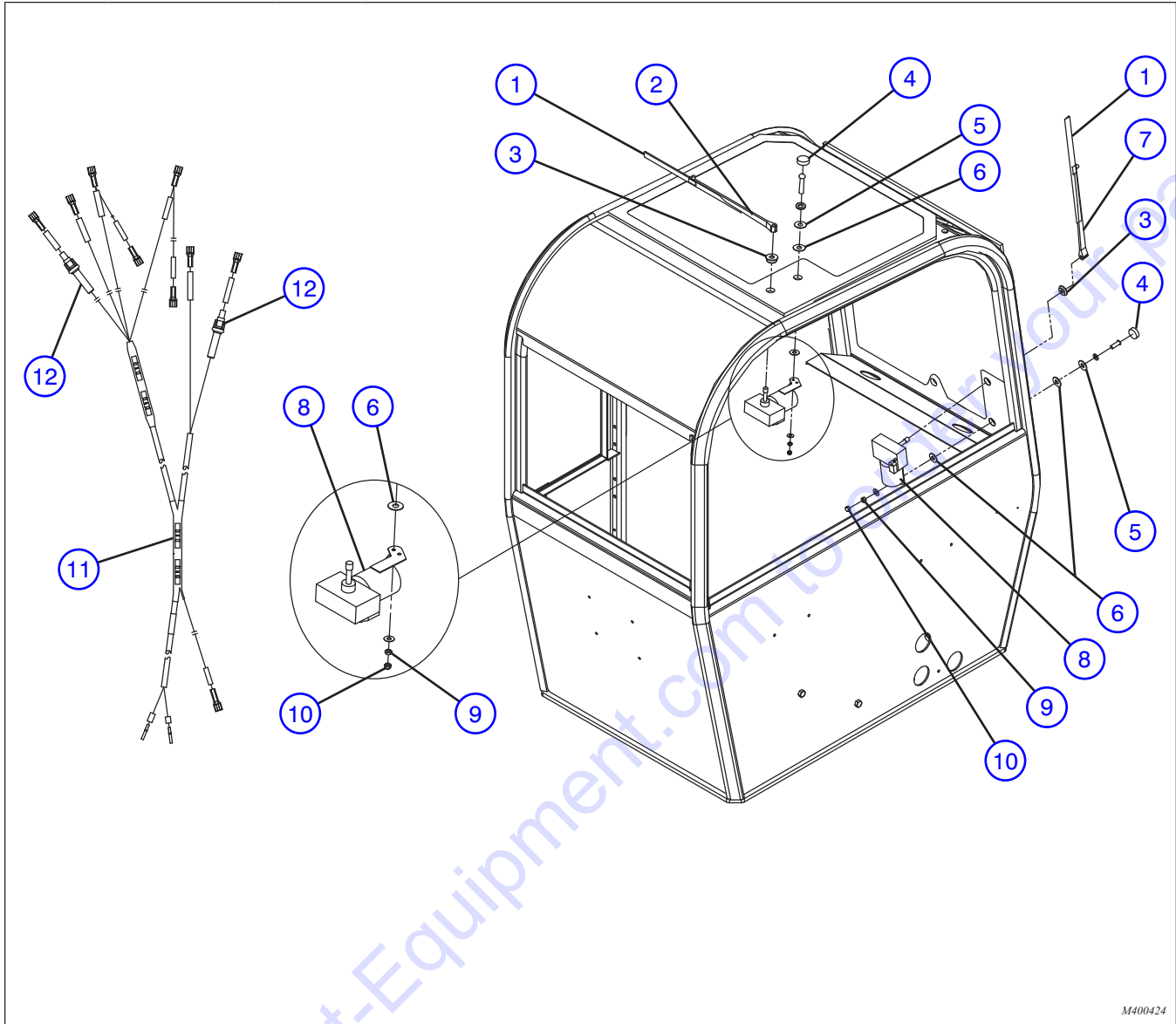
M410655

8.5 Enclosed Cab Interior - Continued

Index No.	Skyjack Part No.	Qty.	Description
<b>Parts list continued from previous page.</b>			
19	4-411673	1	• SCREW, Hex head cap (5/16" X 1" NC)
20	4-405347		• SOCKET, Door hold-back
21	4-411662	1	• SCREW, Hex head cap (1/4" X 1 1/4" NC)
22	4-405347	1	• STUD, Door hold-back (plastic)
23	4-411667	1	• WASHER, Flat (1/4")
24	4-411669	1	• NUT, (1/4" NC)
25	4-410658	1	• ASSEMBLY, Complete lower door
26	4-411802	1	• BOLT, Button head (M8 X 1.25 X 55)
K2	4-411456	1	KIT, Window latch

Go to Discount-Equipment.com to order your parts

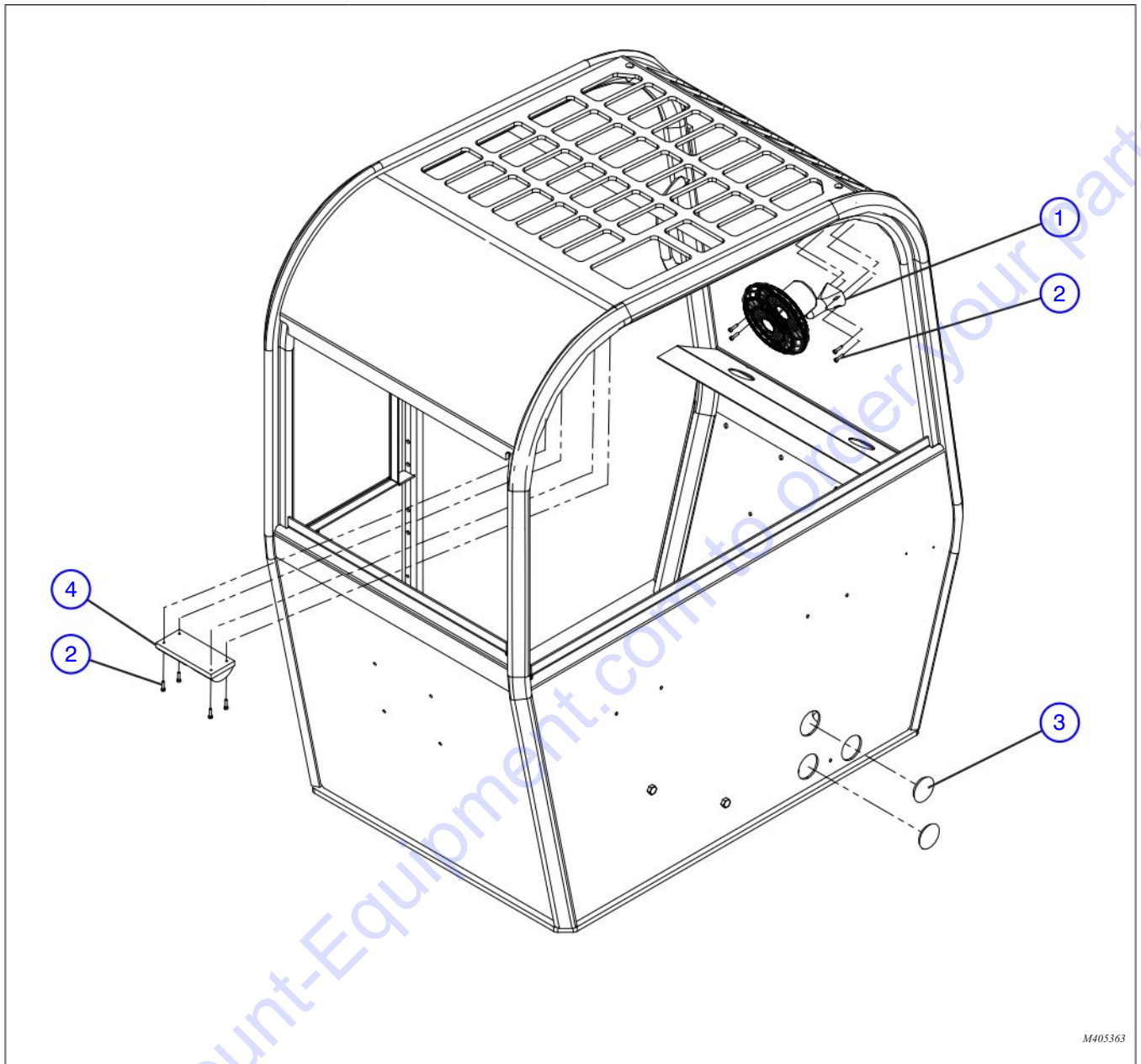
### 8.6 Wiper Group



M400424

Index No.	Skyjack Part No.	Qty.	Description
1	4-405340	1	BLADE, Wiper
2	4-405350	1	ARM, Front wiper
3	4-405369	2	GROMMET, (5/8" DIA.)
4	4-412041	2	COVER, Screw head
5	4-412042	2	WASHER, Hard plastic
6	4-412043	4	WASHER, Soft seal
7	4-405350	1	ARM, Top wiper
8	4-401423	2	MOTOR, Wiper
9	4-411798	2	NUT, (M5 X 0.8)
10	4-412051	2	COVER, Bolt (M5)
11	4-400424	1	HARNES, Wiper
12	4-409873	2	• FUSE, (250V 4A)

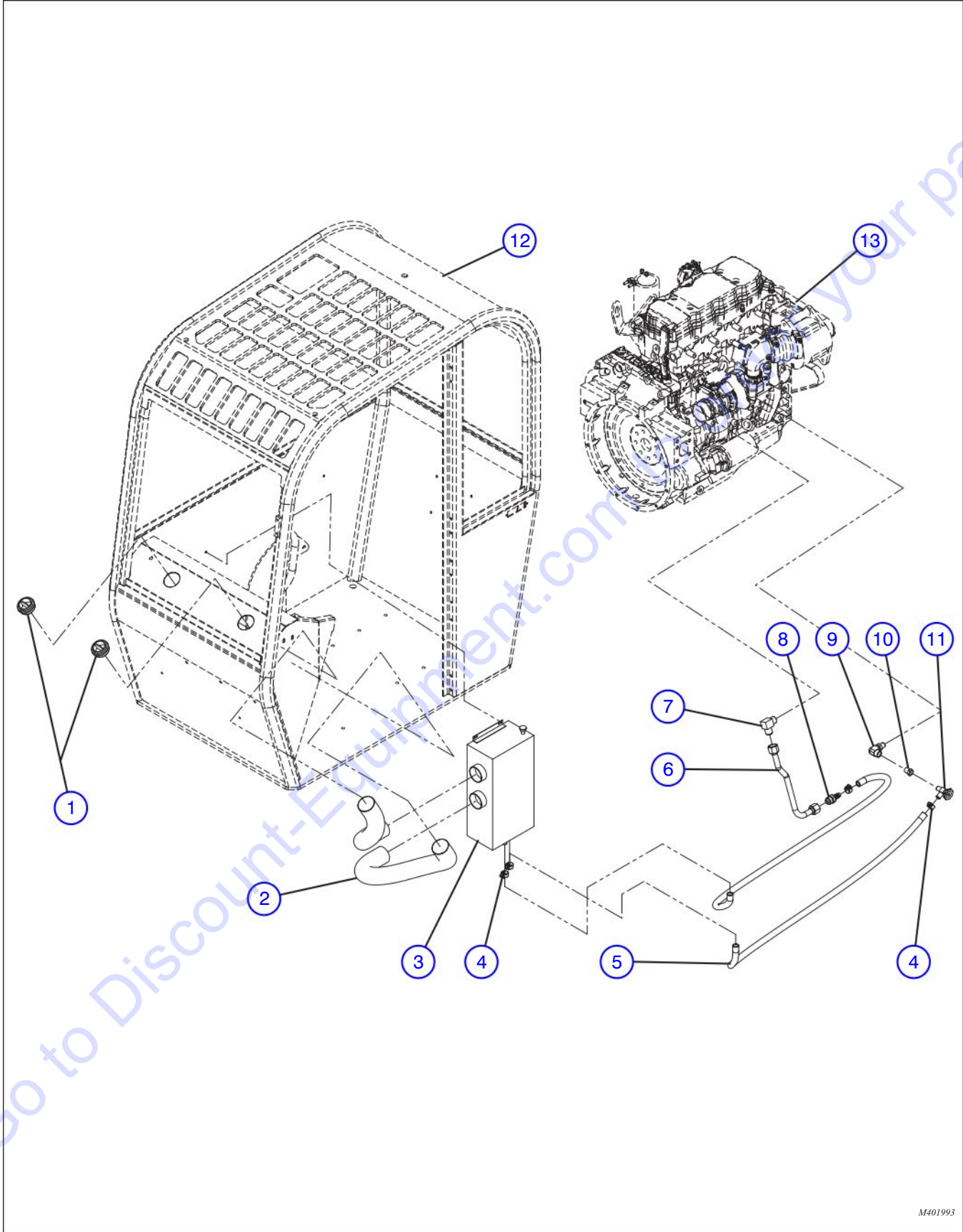
## 8.7 Fan and Light Attachment



M405363

Index No.	Skyjack Part No.	Qty.	Description
1	4-405363	1	FAN, Ventilation
2	-	8	• SCREW, Socket head cap (M5 X 0.8 X 12 MM)
3	4-406828	2	PLUG (Open Cab Only)
4	4-405355	1	LIGHT, Interior

8.8 Cab Heater Assembly



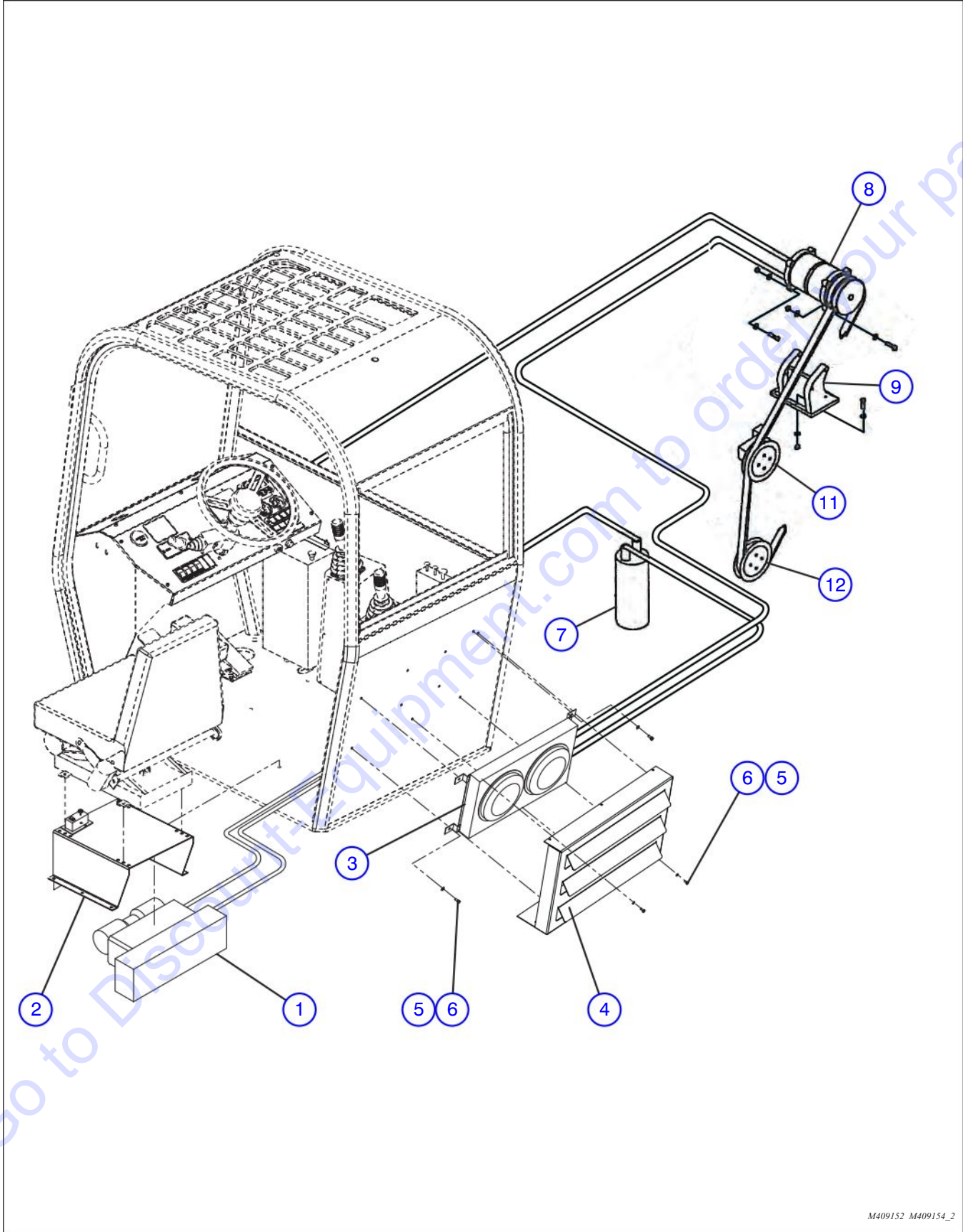
M401993



## 8.8 Cab Heater Assembly

Index No.	Skyjack Part No.	Qty.	Description
-	4-401993	1	ASSEMBLY, CAB HEATER
1	4-405007	2	• VENT, Ball louver
2	4-409111	-	• HOSE, Duct
3	4-409156	1	• HEATER UNIT, Cab
	4-414046	1	• • CASE, Heater
	4-414047	1	• • COVER, Heater
	4-409128	1	• • COIL, Heater
	4-414048	1	• • PLATE, Duct
	4-414049	1	• • FAN HOLDER, Duct plate
	4-414050	1	• • ASSEMBLY, Blower (3.0)
	4-406642	2	• • ADAPTER, Hose (2 1/2")
	4-408909	1	• • LOUVRE, Adjustable (3 1/2")
	4-404393	1	• • SWITCH, 3 speed
	4-404693	1	• • KNOB
4	4-411592	4	• CLAMP, Hose (5/16" band, 1/2" to 1 1/16")
5	4-407024	-	• HOSE, Cab heater
6	4-401657	1	• TUBE, Coolant painted
7	4-405617	1	• FITTING, Elbow NPT/JIC
8	4-401994	1	• NIPPLE, Male JIC
9	4-401436	1	• FITTING, Elbow (90° swivel, NPT)
10	4-406290	1	• ADAPTER, (MNPT to FNPT)
11	4-404281	1	• VALVE, Water shut-off
12	(Ref.)	-	ASSEMBLY, Cab (For components, refer to Section 2.11)
13	(Ref.)	-	ASSEMBLY, Engine (For components, refer to Section 1.1)

8.9 Air Conditioner and Electric Condenser Assembly

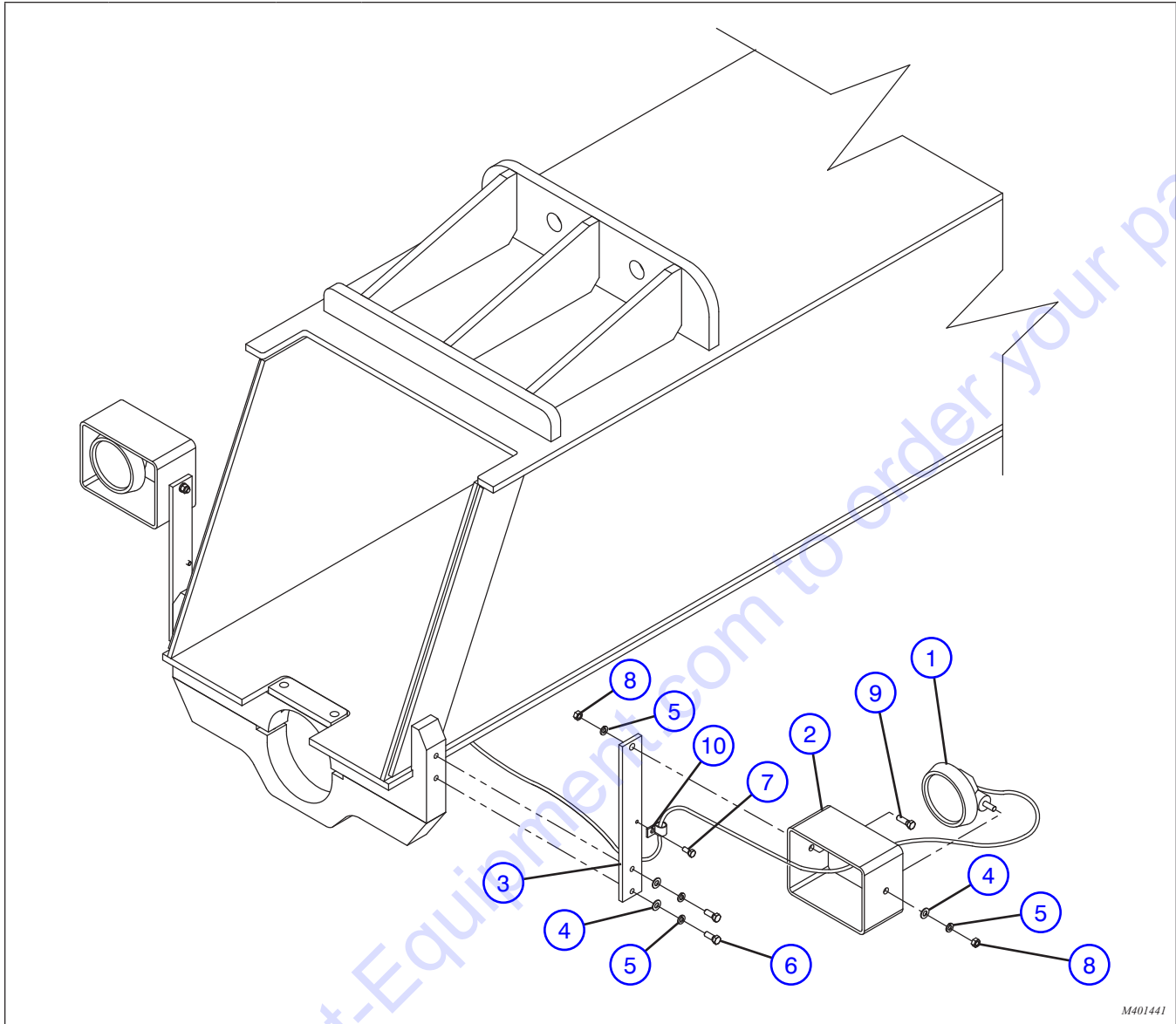


M409152 M409154\_2



Index No.	Skyjack Part No.	Qty.	Description
1	4-409152	1	ASSEMBLY, AIR CONDITIONING UNIT (12 V, Floor mount)
	4-414052	1	• CASE, Bottom
	4-414053	1	• COVER, Top
	4-414054	1	• COIL, Evaporator
	4-414055	1	• DUCT, Air
	4-414056	4	• LOUVRE, Rectangular
	4-414050	1	• ASSEMBLY, Blower (3.0)
	4-414057	1	• VALVE, Expansion
	4-414058	1	• THERMOSTAT, Preset
	4-414059	1	• SWITCH MOUNT
	4-404393	1	• SWITCH, 3 speed
	4-408839	1	• SWITCH, Lighted (12 V, red)
	4-404693	1	• KNOB
2	4-406668	1	• BOX, Seat (Special for AUX. A/C unit)
3	4-409154	1	ASSEMBLY, ELECTRIC CONDENSER
	4-414060	1	• SHROUD
	4-414061	1	• COIL, Condenser
	4-407260	2	• FAN, Pull (10")
	4-414062	4	• BRACKET, Long
	4-414063	4	• BRACKET, Short
	4-414064	1	• BLOCK, Terminal
4	4-162957	1	• COVER, A/C Condenser
5	4-411680	10	• WASHER, Flat (5/16", zinc)
6	4-411962	10	• SCREW, Hex head cap (5/16" X 3/4", gr. 5 zinc)
7	4-408704	1	• DRIER, 20044 A/C unit
8	4-407964	1	• COMPRESSOR, TM-15, 12V 2GRV
9	4-409450	1	• MOUNT, Compressor
10	4-405044	1	• BELT, Drive
11	4-166492	1	• PULLEY, Idler
12	4-408910	1	• PULLEY, Cummins
-	4-166283	1	• HOSE (Compressor to Condenser) (Not Shown)
-	4-166284	1	• HOSE (Condenser to Drier) (Not Shown)
-	4-166285	1	• HOSE (Drier to Evaporator) (Not Shown)
-	4-166286	1	• HOSE (Evaporator to Compressor) (Not Shown)

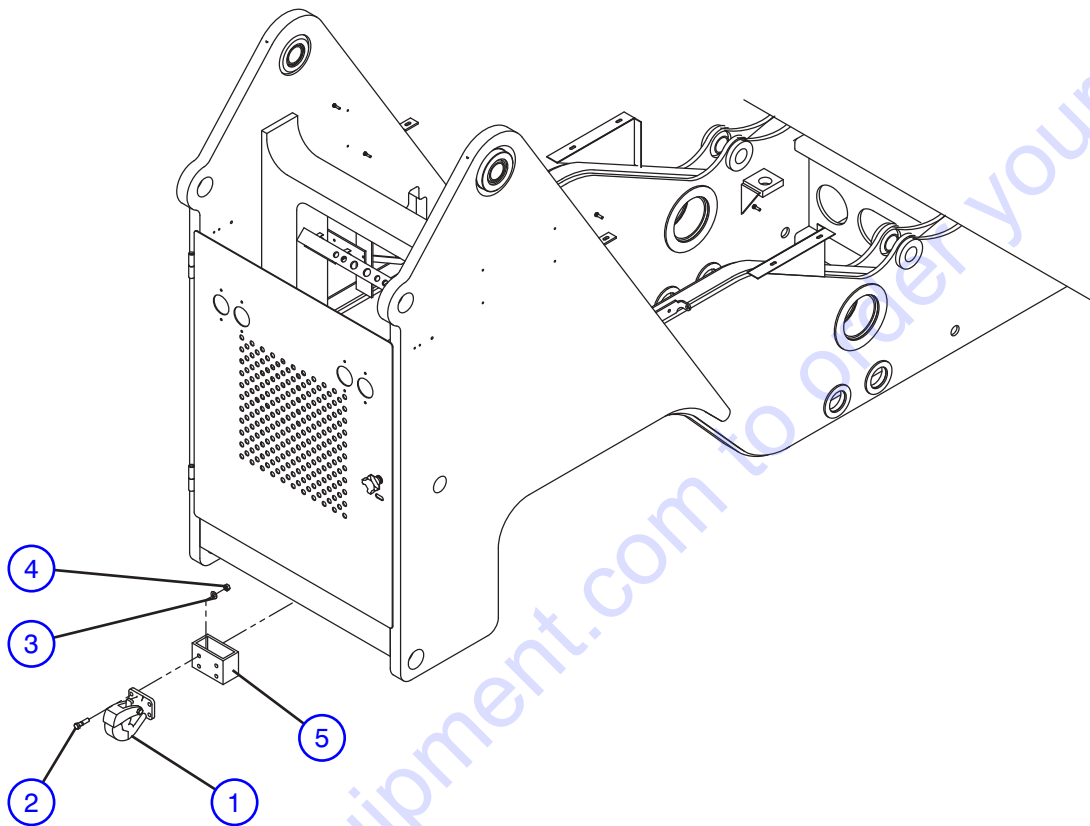
### 8.10 Boom Lights Assembly



M401441

Index No.	Skyjack Part No.	Qty.	Description
1	4-407592	2	HEADLIGHT, Halogen
2	4-406567	2	HOUSING, Light guard (Left)
	4-406568		HOUSING, Light guard (Right)
3	4-404703	2	BRACKET, Boom light
4	4-411694	2	WASHER, Flat (3/8")
5	4-411693	3	WASHER, Lock (3/8")
6	4-411684	2	SCREW, Hex head cap (3/8"-16 X 1")
7	4-411962	1	SCREW, Hex head cap (5/16"-18 X 3/4")
8	4-411695	1	NUT, (3/8"-16 UNC)
9	4-411696	1	SCREW, Hex head cap (3/8"-16 X 1 1/4")
10	4-409190	1	HANGER, Wire

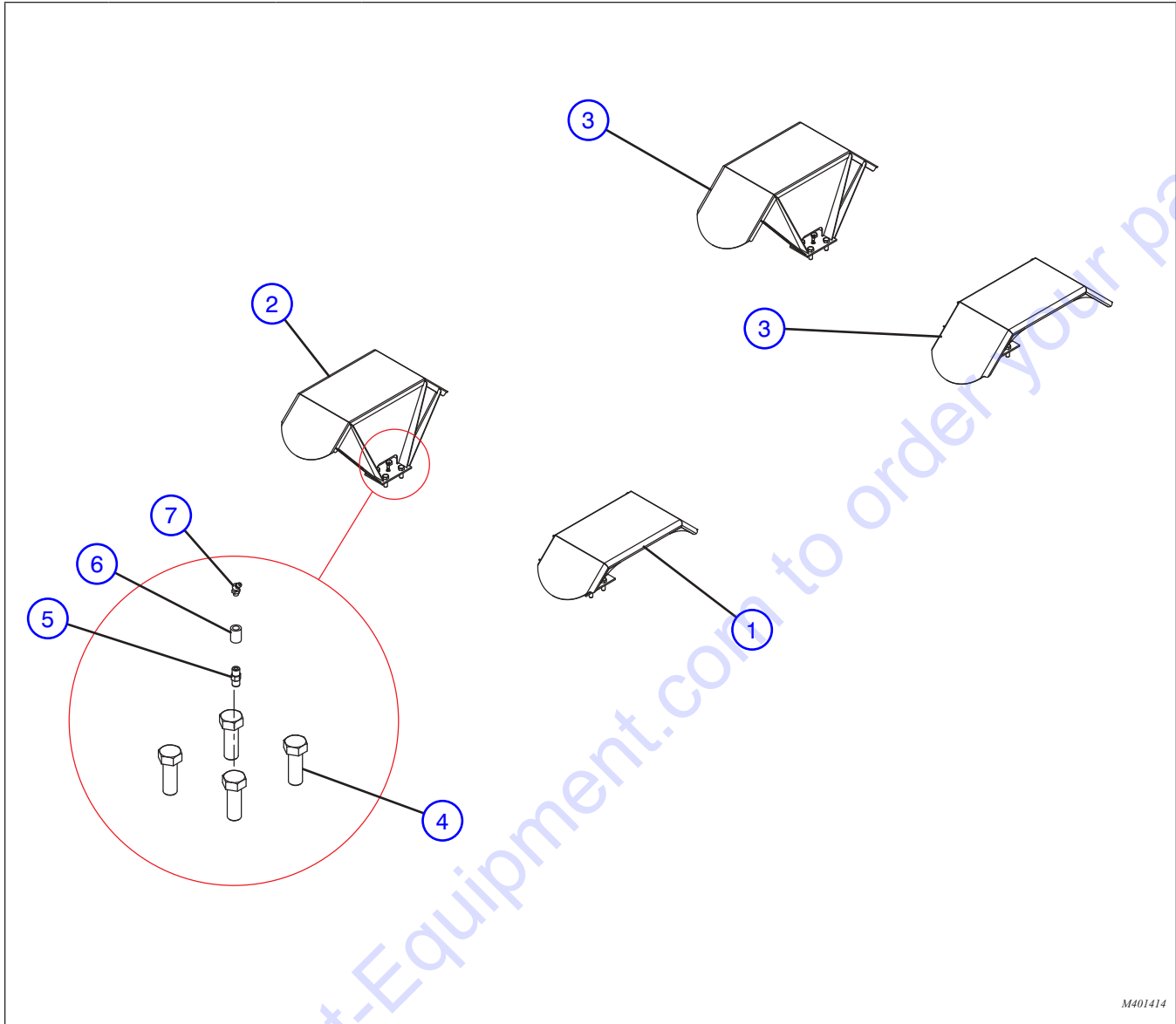
## 8.11 Pintle Hook Assembly



M401995

Index No.	Skyjack Part No.	Qty.	Description
1	4-411995	1	HOOK, Pintle
2	4-411862	4	BOLT, Hex head cap (1/2"-13 X 2" gr.5)
3	4-411718	4	WASHER, Flat (1/2")
4	4-411720	4	NUT, (1/2"-13)
5	4-404697	1	HOOK, Attachment

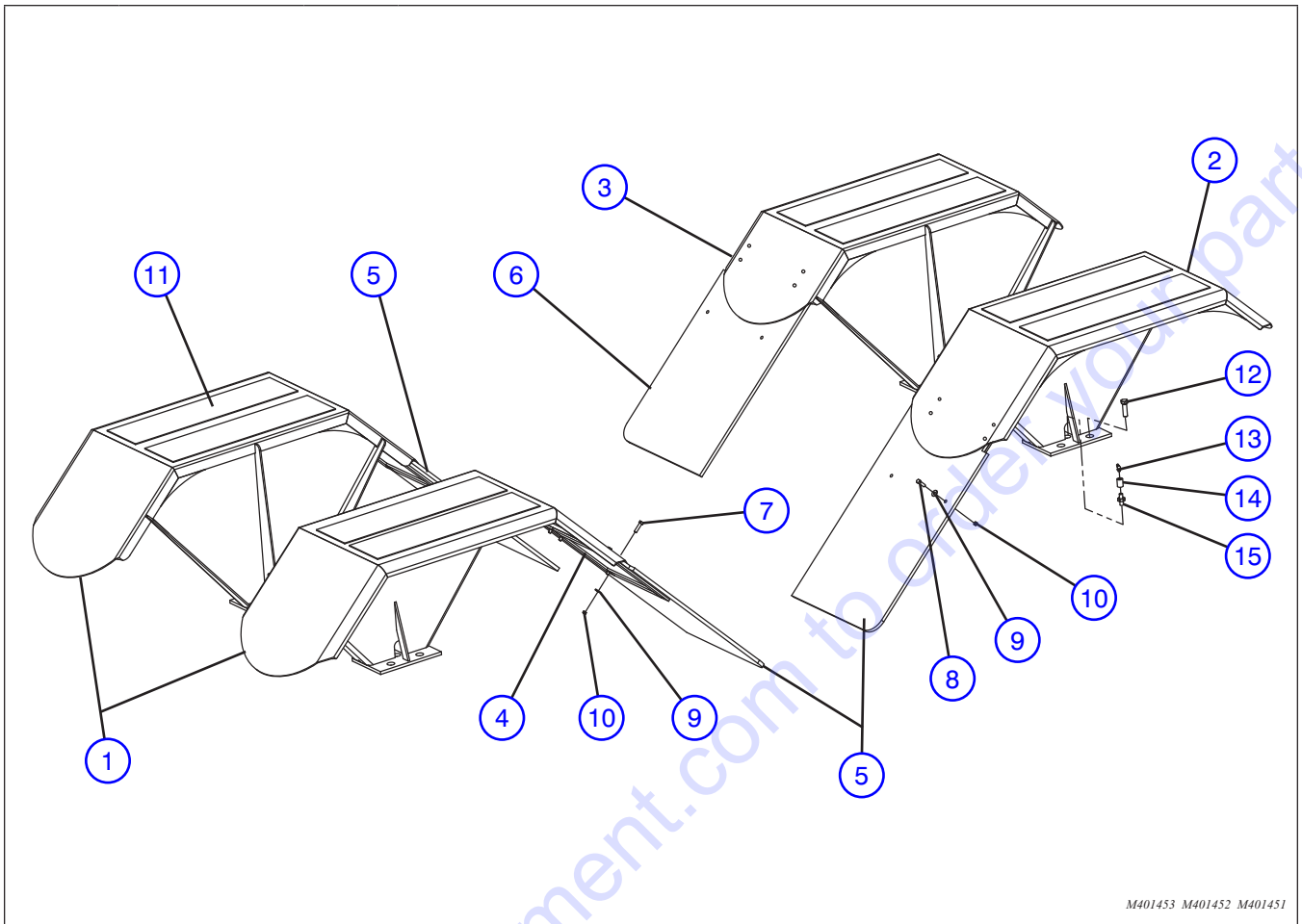
## 8.12 Fenders Assembly



M401414

Index No.	Skyjack Part No.	Qty.	Description
-	4-401414	-	FENDERS ASSEMBLY
1	4-401451	1	• FENDER, Painted front left
2	4-401452	1	• FENDER, Painted front right
3	4-401453	2	• FENDER, Painted rear
4	4-411861	16	• SCREW, Hex head cap (7/8"-9 X 6 1/2" gr.8 DICH)
5	4-406292	4	• ADAPTER, Hex pipe nipple (451)
6	4-411617	4	• COUPLING, Black malleable (1/8")
7	4-410778	4	• FITTING, Grease (1/4")

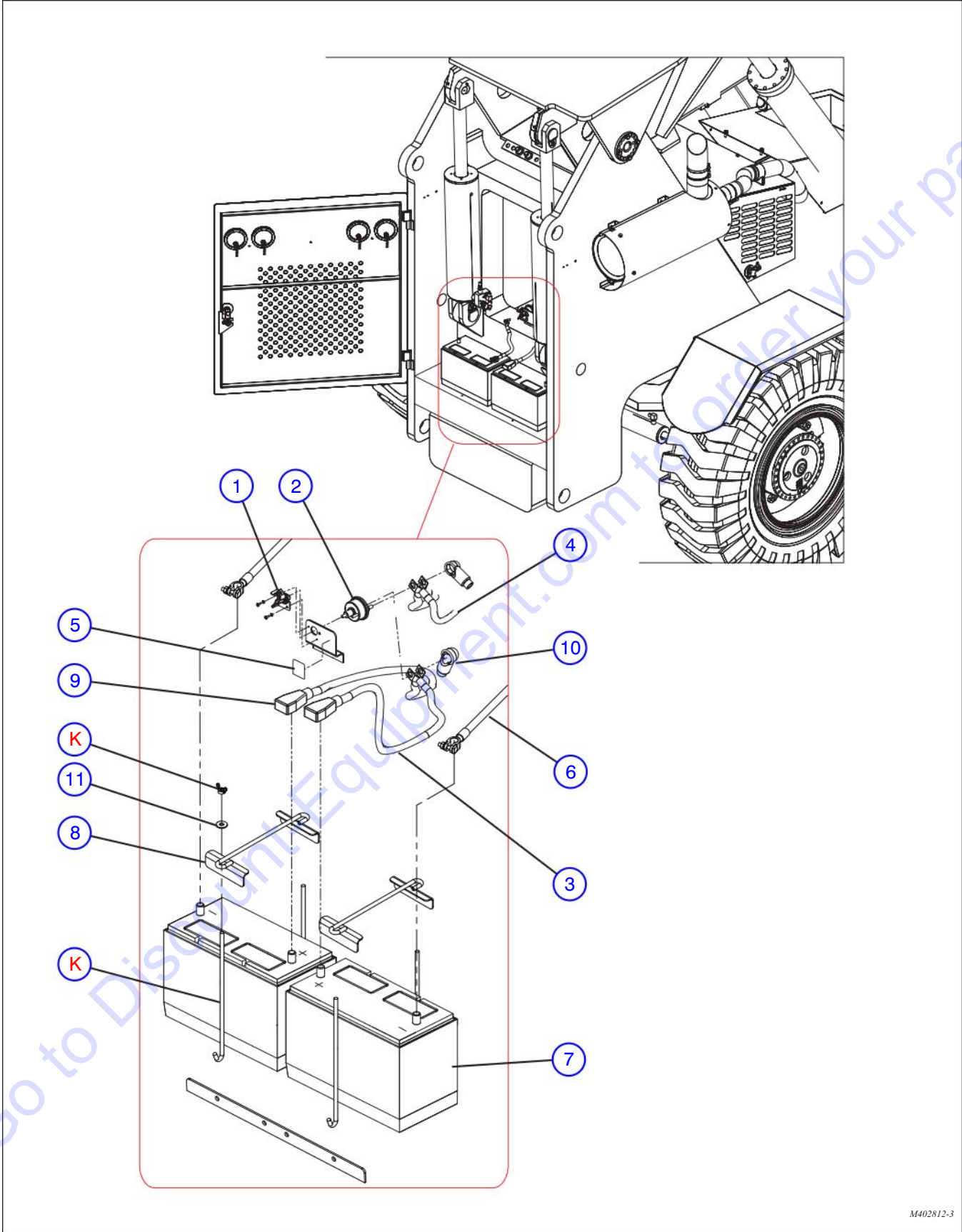
### 8.13 Mud Flaps Assembly



M401453 M401452 M401451

Index No.	Skyjack Part No.	Qty.	Description
1	(Ref.)	-	FENDER, Painted rear (For components, refer to Section 8.12)
2	(Ref.)	-	FENDER, Painted front right (For components, refer to Section 8.12)
3	(Ref.)	-	FENDER, Painted front left (For components, refer to Section 8.12)
4	4-412840	4	WELDMENT, Mud flap support
5	4-413836	3	FLAP, Mud (rear & right front)
6	4-413837	1	FLAP, Mud (left front)
7	4-411973	16	SCREW, Hex head cap (5/16"-18 X 1 1/4" gr.5 zinc)
8	4-411673	8	SCREW, Hex head cap (5/16"-18 X 1" gr.5 zinc)
9	4-411680	24	WASHER, Flat (5/16" zinc)
10	4-411897	24	NUT, Lock with nylon insert (5/16"-18 zinc)
11	4-404456	8	TAPE, Anti-skid (6" X 24")
12	4-411861	16	SCREW, Hex head cap (7/8"-14 X 2 1/2" gr.8)
13	4-406302	4	ADAPTER, (1/8" NPT)
14	4-411617	4	COUPLING, (1/8" NPT black cast)
15	4-410778	4	FITTING, Grease (1/8" NPT 45°)

8.14 Battery Disconnect Switch Assembly



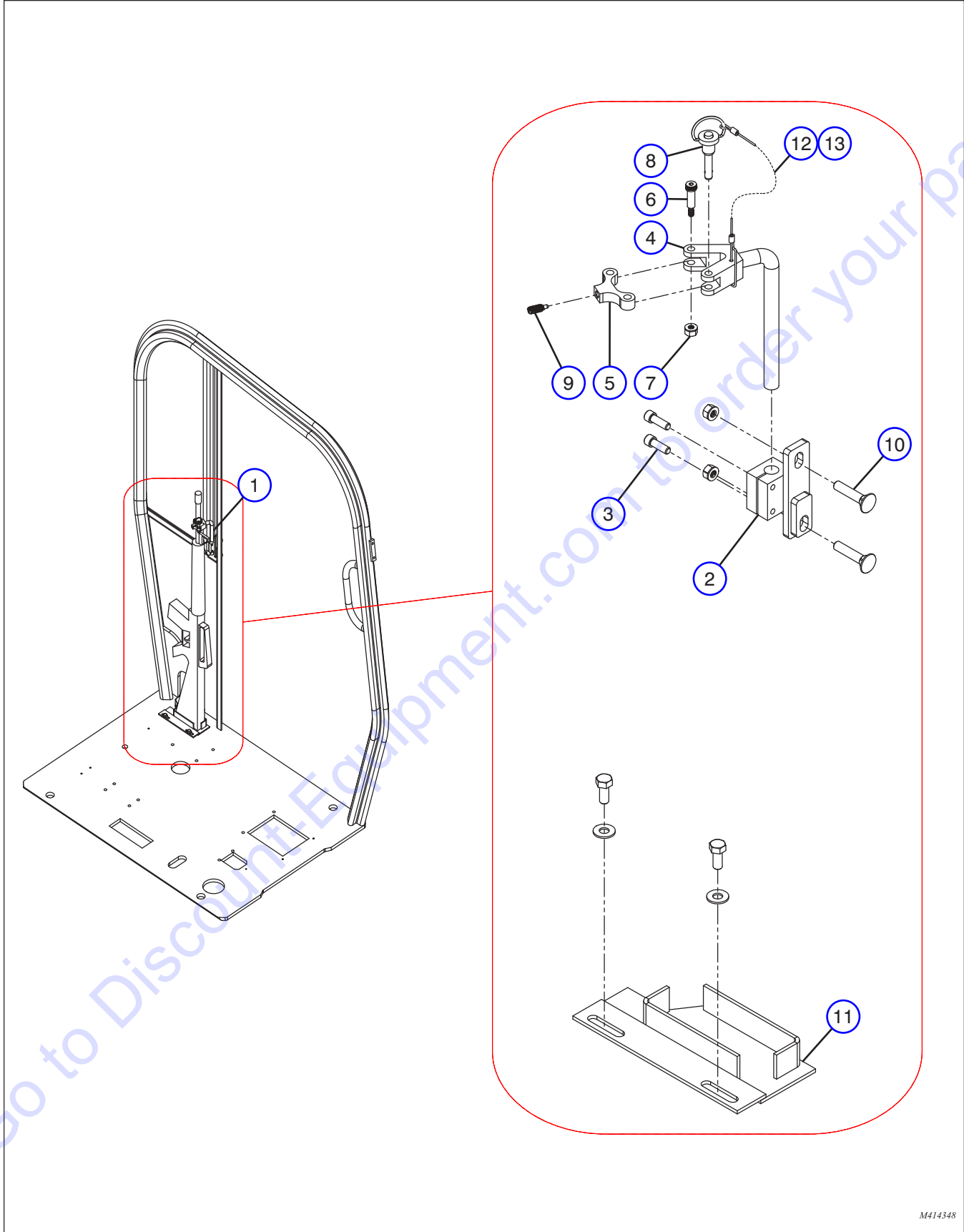
M402812-3

### 8.14 Battery Disconnect Switch Assembly

Index No.	Skyjack Part No.	Qty.	Description
-	4-402812	1	ASSEMBLY, DUAL BATTERIES & BATTERY DISCONNECT
1	4-108714	1	• KIT, Locking lever
2	4-119725	1	• SWITCH, Master disconnect
3	4-402110	2	• CABLE, Battery (+2/0 red)
4	4-402111	2	• CABLE, Battery (+2/0 red)
5	4-119674	1	• LABEL, Battery disconnect
6	4-400891	2	• CABLE, Battery (-2/0 black)
7	4-144676	2	• BATTERY, 12V, 950CCA
8	4-401446	2	• CLAMP, Battery
9	4-139105	2	BOOT, Battery post (+2/0 red)
10	4-139032	2	BOOT, Terminal (+2/0 red)
11	4-411667	4	WASHER, Flat zinc (1/4")
K	(Ref.)	2	KIT, Battery hold-down (For components, refer to Section 1.20)



8.15 M16 Rifle Mount

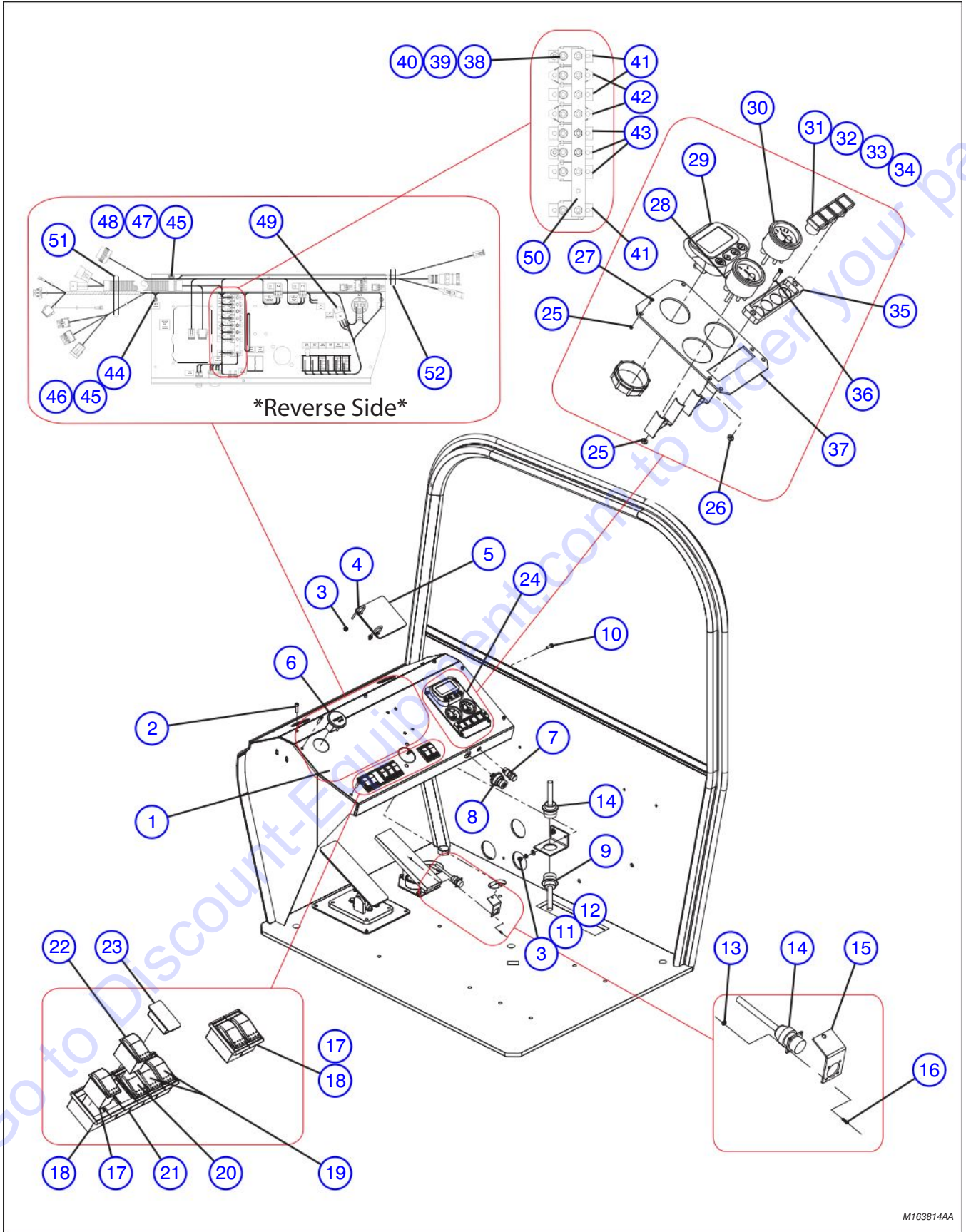


M414348

8.15 M16 Rifle Mount

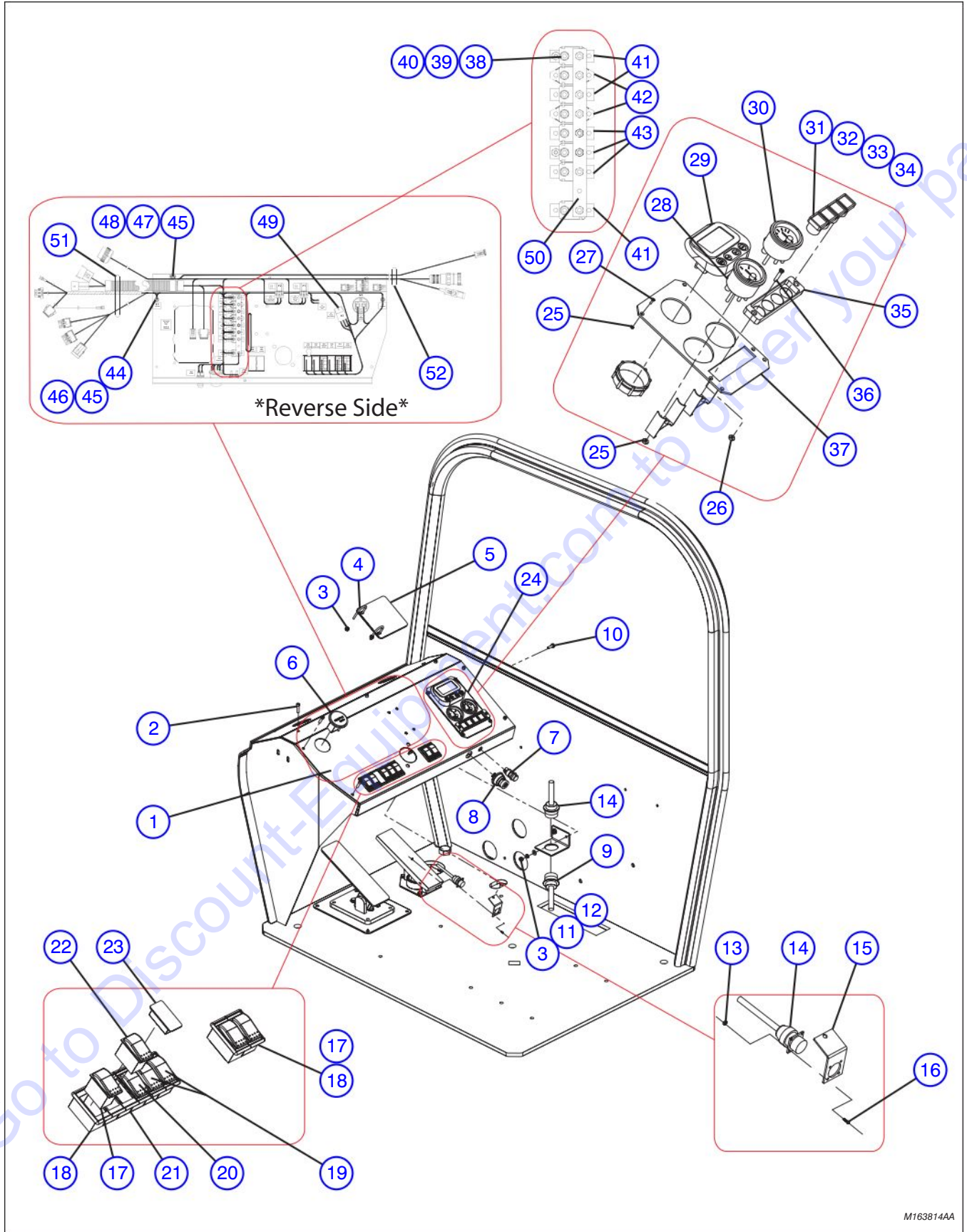
Index No.	Skyjack Part No.	Qty.	Description
-	4-414348	1	CAB M16 RIFLE MOUNT
1	4-414369	1	• ASSEMBLY, Rifle barrel clamp
2	4-414356	1	• • CLAMP, Rifle mount weldment
3	4-411918	2	• • SCREW, Socket head cap (1/4"NC X 3/4" stainless)
4	4-414359	1	• • VEE BLOCK, Locating weldment
5	4-414368	1	• • CLAMP
6	4-414364	1	• • BOLT, Shoulder (1/4" X 3/4")
7	4-411900	1	• • LOCKNUT, 10-24 with nylon insert, zinc
8	4-414365	1	• • PIN, Quick release (1/4" X 3/4")
9	4-414366	1	• • PIN, Spring plunger (1/4" X 1/2")
10	4-414367	2	• BOLT, Carriage (5/16"-18 X 1 1/4")
11	4-414363	1	• POCKET, Locating weldment
12	4-931292	1	• CABLE
13	4-931293	2	• FERRULE

Go to Discount-Equipment.com to order your parts



Index No.	Skyjack Part No.	Qty.	Description
-	4-163814	1	ASSEMBLY, Instrument Panel, Base Machine
1	4-401277	1	• PANEL, Dash instrument
2	4-411661	7	• SCREW, Hex head cap (1/4" NC x 1" grade 5 zinc)
3	4-411669	8	• NUT, (1/4"-20 NC)
4	4-403211	2	• BOLT, U SS (1/4" dia.)
5	(Ref.)	-	• LABEL, Capacity charts booklet (For components, refer to Section 10.1)
6	4-409107	1	• HOURMETER
7	4-405339	1	• BUTTON, Horn
8	4-409474	1	• SWITCH, Ignition
9	(Ref.)	1	• CONNECTOR, Heavy duty environmental (For components, refer to Section 1.26)
10	4-411659	2	• SCREW, Hex head cap (1/4" x 3/4" NC grade 5)
11	4-411667	2	• WASHER, Flat (1/4" zinc)
12	4-411668	2	• WASHER, Lock (1/4" zinc)
13	4-411891	2	• NUT, (6-32)
14	(Ref.)	1	• PLUG, Computer diagnostic (For components, refer to Section 1.22)
15	4-400588	1	• BRACKET, Wiring harness mount (painted)
16	4-400609	2	• SCREW, Philip round head (6-32 x 1/2")
17	4-407973	1	• SWITCH, Rocker (turn signals and transmission disconnect)
18	4-408869	4	• BRACKET, Switch mounting (end)
19	4-407977	2	• SWITCH, Rocker momentary (outriggers)
20	4-407975	1	• SWITCH, Rocker SPDT (park brake)
21	4-408870	4	• BRACKET, Switch mounting (center)
22	4-407974	1	• SWITCH, Rocker SPCO (steering mode selector)
23	4-409587	1	• PLUG, Blanking
24	4-400985	1	• ASSEMBLY, Instrument Panel QSB engine (Murphy PowerView®)
25	4-411856	8	• • NUT, (10-32 zinc)
26	4-411950	2	• • NUT, Hex (8-32 zinc)
27	4-411866	4	• • SCREW, Pan phillips MACH (10-32 x 3/4")
28	4-407726	1	• • GAUGE, S-W Fuel level
29	4-402054	1	• • DISPLAY, Murphy PowerView PV101-C-MSTD
30	4-407730	1	• • GAUGE, 140-320 Transmission temperature
31	4-408915	1	• • FLASHER, Park brake
32	4-408916	1	• • FLASHER, Differential lock
33	4-408914	1	• • FLASHER, Axle lock
34	4-408917	1	• • FLASHER, Brake pressure
35	4-407278	1	• • HOUSING, Flasher module
36	4-411902	2	• • SCREW, Pan phillips MACH (8-32 x 1")
37	4-401447	1	• • INSERT, Dash panel

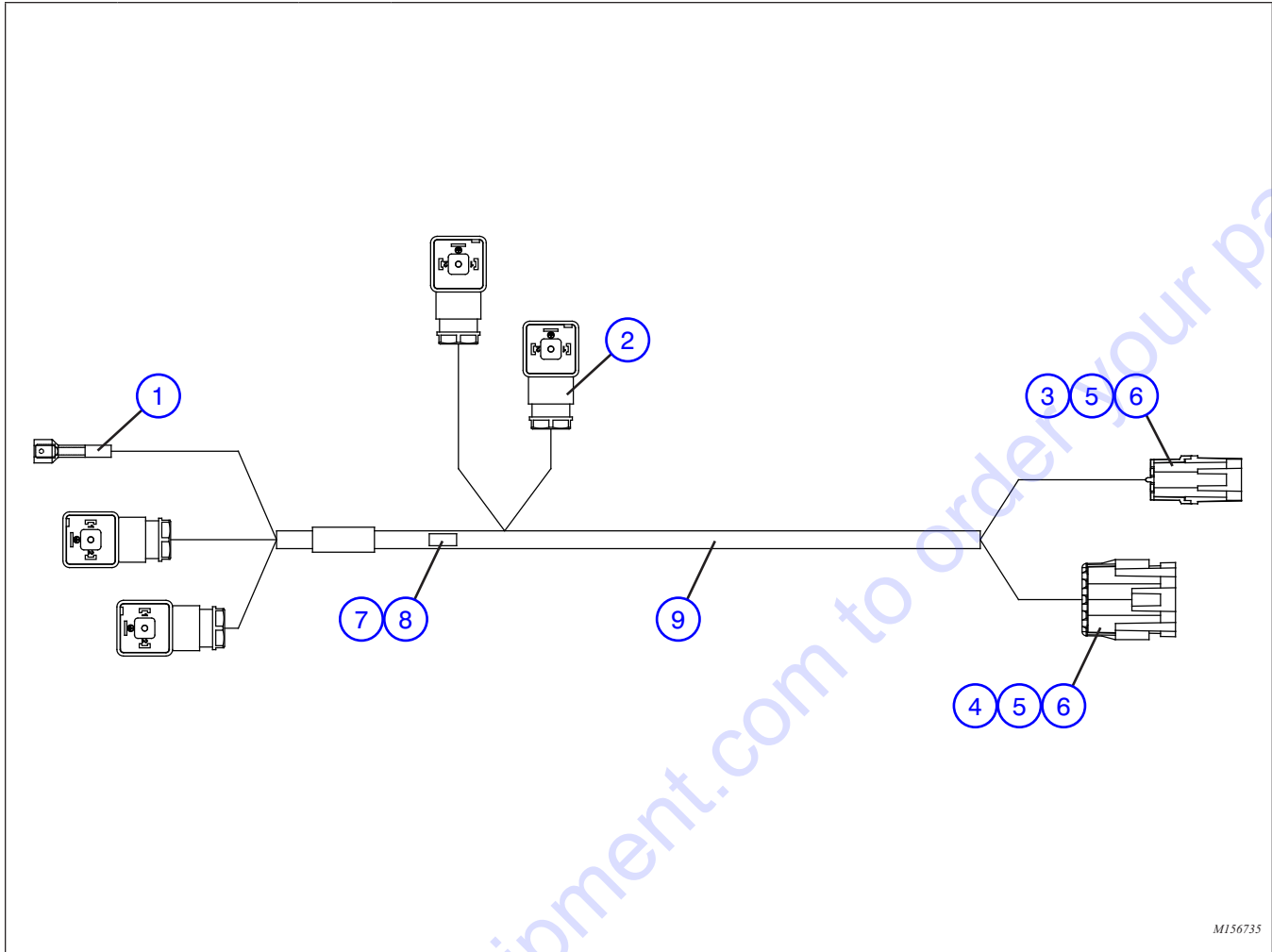
Parts list continued on the following page.





Index No.	Skyjack Part No.	Qty.	Description
<b>Parts list continued from the previous page.</b>			
-	4-163814	1	ASSEMBLY, Instrument Panel, Base Machine
38	4-117078	2	• SCREW, Panhead, #8-32 UNC x 0.63 LG
39	4-103986	10	• NUT, Hex, #8-32 UNC
40	4-103991	10	• WASHER, Flat, #8
41	4-407098	3	• BREAKER, Circuit, self-resetting, 6A
42	4-408527	2	• BREAKER, Circuit, self-resetting, 20A
43	4-408526	5	• BREAKER, Circuit, self-resetting, 10A
44	4-151595	2	• SHCS, 1/4-20 UNC x 0.75 LG
45	4-103980	3	• NUT, Hex, 1/4-20 UNC
46	4-133339	2	• WASHER, Lock, external tooth, 1/4
47	4-409186	1	• CLAMP, P-type, 1.06 ID
48	4-151168	1	• SHCS, 1/4-20 UNC x 0.50 LG
49	4-403275	1	• RELAY, 12V
50	4-163815	1	• BUS BAR, Copper, 0.13 x 0.63 x 7.0 LG
51	(Ref.)	1	• HARNESS, Cab (For components, refer to Section 1.22)
52	4-401949	1	• WIRIRNG, Instrument Panel, Base Machine
53	(Ref.)	2	• FUSE (For components, refer to Section 1.22)

8.17 Mine Spec. - Brakes Harness

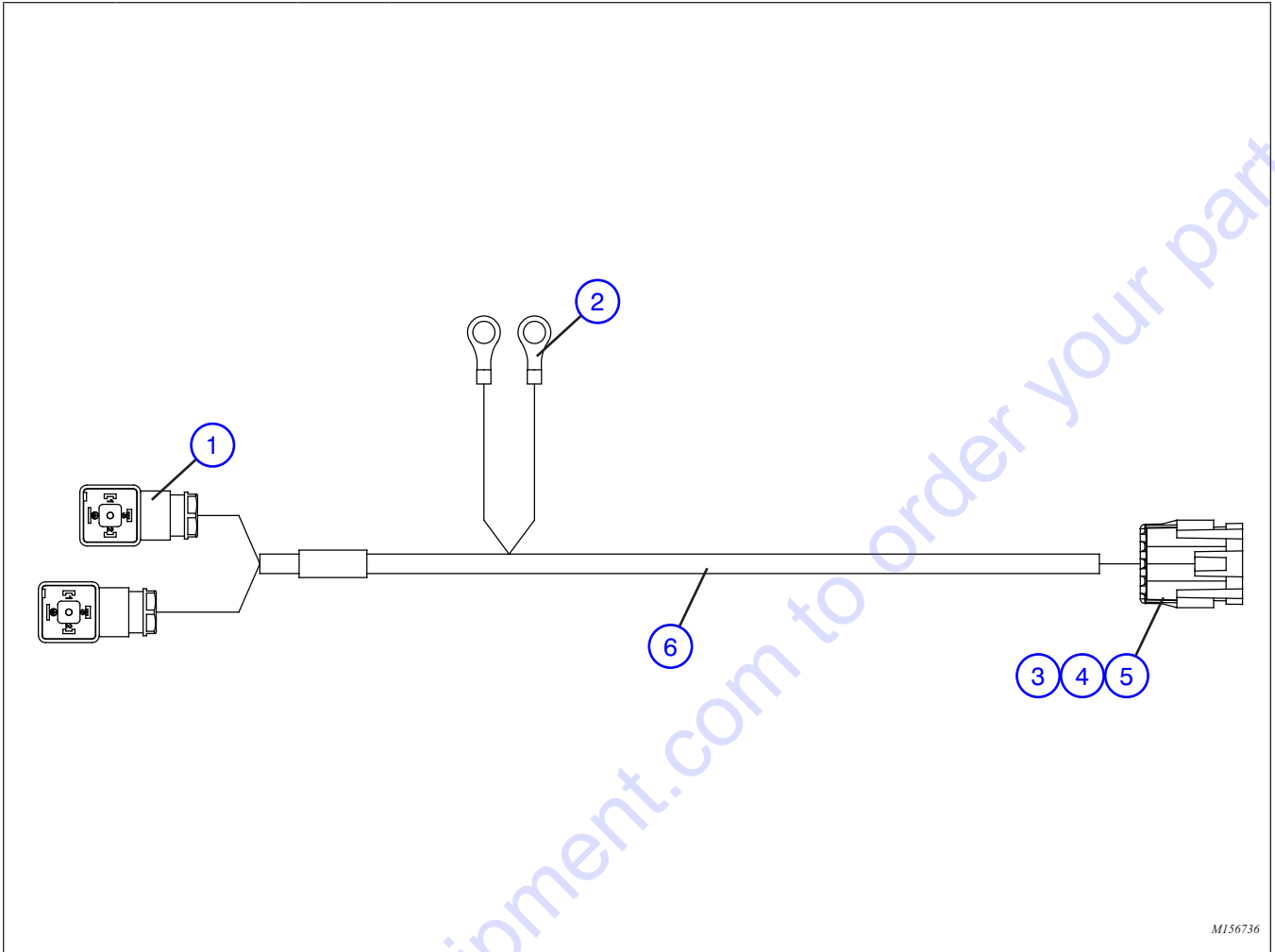


M156735

Index No.	Skyjack Part No.	Qty.	Description
-	4-156735	1	HARNES, MINE SPEC BRAKES
1	4-105360	1	• TERMINAL, Male 14-16 GA 1/4" full ins.
2	4-119825	4	• CONNECTOR, Solenoid w/ diode
3	4-156105	1	• CONNECTOR, 2M, W/P
4	4-156107	1	• CONNECTOR, 4M, W/P
5	4-156139	6	• TERMINAL, Male sealed (2.0-1.0 mm <sup>2</sup> ), W/P
6	4-124369	6	• SEAL, Wire, W/P
7	4-119431	1	• SPLICE, Butt 14-12 AWG non-insulated
8	4-103370	2	• HEATSHRINK, 3/8" dia. polyofin
9	4-120748	97"	• PROTECTOR, Wire 1/2" dia.



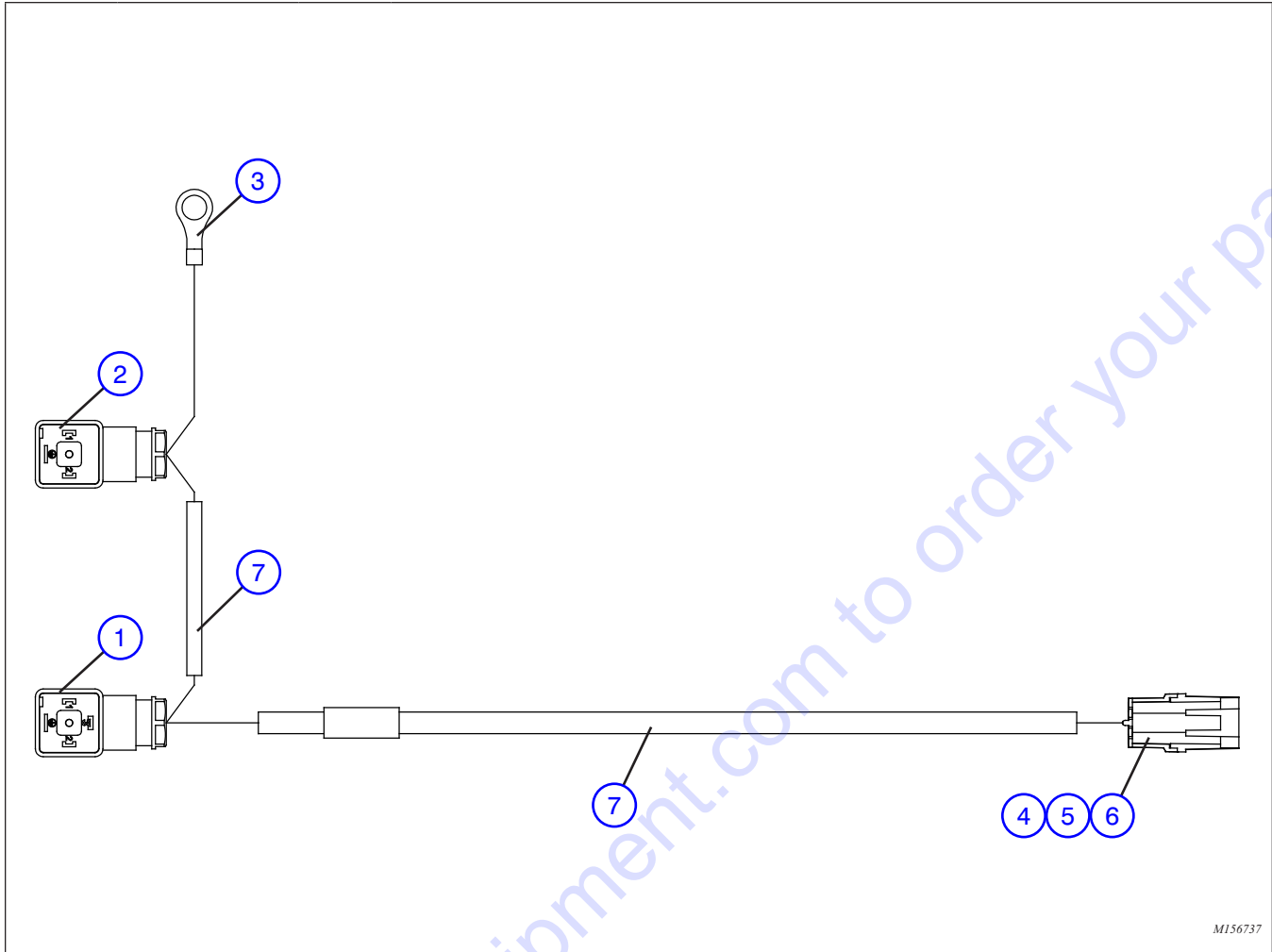
8.18 Mine Spec. - Pressure Switches Harness



M156736

Index No.	Skyjack Part No.	Qty.	Description
-	4-156736	1	HARNES, MINE SPEC PRESSURE SWITCHES
1	4-406634	2	• CONNECTOR, Hirschmann
2	4-102941	2	• TERMINAL, 3/8" ring ins. blue (14-16 AWG)
3	4-156107	1	• CONNECTOR, 4M, W/P
4	4-156139	4	• TERMINAL, Male sealed (2.0-1.0 mm2), W/P
5	4-124369	4	• SEAL, Wire, W/P
6	4-120748	78"	• PROTECTOR, Wire 1/2" dia.

**8.19 Mine Spec. - Steering Accumulator Harness**



M156737

Index No.	Skyjack Part No.	Qty.	Description
-	4-156737	1	HARNES, MINE SPEC STEERING ACCUMULATOR
1	4-406634	1	• CONNECTOR, Hirschmann
2	4-119825	1	• CONNECTOR, Solenoid w/ diode
3	4-102941	2	• TERMINAL, 3/8" ring ins. blue (14-16 AWG)
4	4-156107	1	• CONNECTOR, 4M, W/P
5	4-156139	4	• TERMINAL, Male sealed (2.0-1.0 mm <sup>2</sup> ), W/P
6	4-124369	4	• SEAL, Wire, W/P
7	4-124399	90"	• PROTECTOR, Wire 1/4" dia.

**Telehandler Labels**

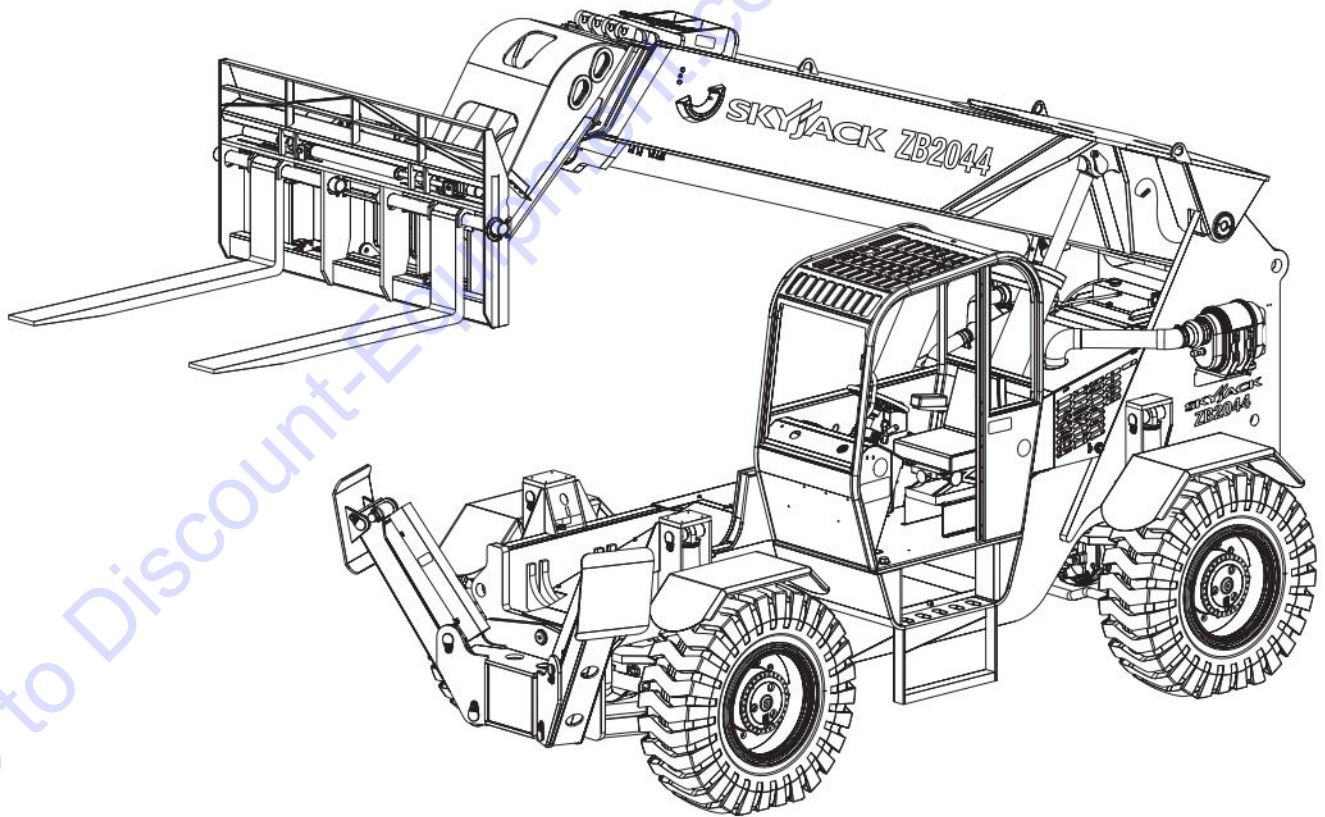
The following label kit is for model ZB2044 telehandler. It excludes serial number nameplates.

**Optional Equipment Labels:**

Quantities described as 'AR' indicate the following:

- Options or special attachments other than an original supplied
- Quantity of labels may vary and will not be exactly as shown in this section

Supply model numbers of both telehandler and optional auxiliary attachment (if equipped) when ordering complete telehandler labels.



ZB2044T3

# PARTS FINDER

**Search Website  
by Part Number**



**Search Manual  
Library For Parts  
Manual & Lookup Part  
Numbers – Purchase  
or Request Quote**

**Search Manuals**

Enter your information to help us find the right parts manual for your machine.

\* Brand:

\* Model:

\* Serial:

\* Part Number:

SEARCH

**Can't Find Part or  
Manual? Request Help  
by Manufacturer,  
Model & Description**

**Parts Order Form**

Please fill in the following information to help us find the right part for your machine.

Manufacturer:	<input type="text"/>
Model:	<input type="text"/>
Description:	<input type="text"/>
Part Number:	<input type="text"/>
Quantity:	<input type="text"/>
Notes:	<input type="text"/>

Submit

Discount-Equipment.com is your online resource for quality parts & equipment.

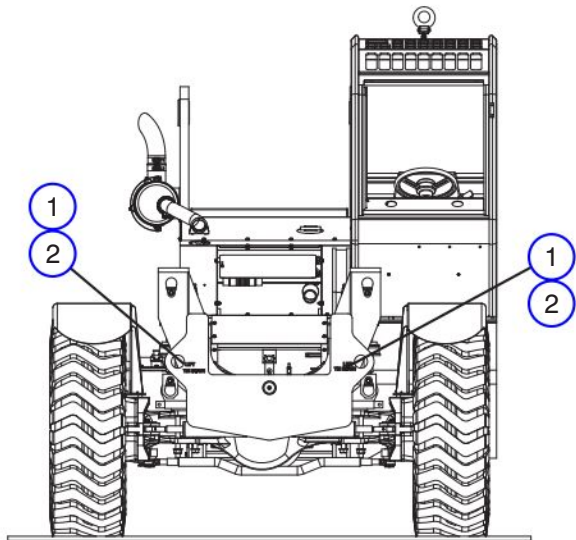
Florida: **561-964-4949** Outside Florida TOLL FREE: **877-690-3101**

**Need parts?**

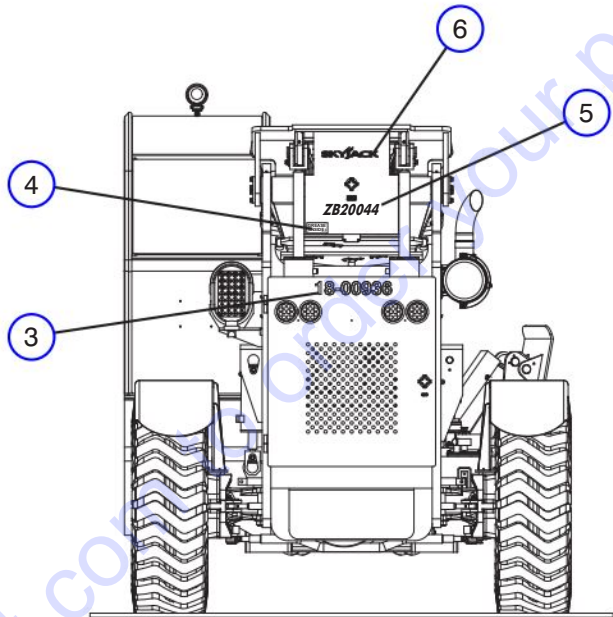
Click on this link: <http://www.discount-equipment.com/category/5443-parts/> and choose one of the options to help get the right parts and equipment you are looking for. Please have the machine model and serial number available in order to help us get you the correct parts. If you don't find the part on the website or on one of the online manuals, please fill out the request form and one of our experienced staff members will get back to you with a quote for the right part that your machine needs.

We sell worldwide for the brands: Genie, Terex, JLG, MultiQuip, Mikasa, Essick, Whiteman, Mayco, Toro Stone, Diamond Products, Generac Magnum, Airman, Haulotte, Barreto, Power Blanket, Nifty Lift, Atlas Copco, Chicago Pneumatic, Allmand, Miller Curber, Skyjack, Lull, Skytrak, Tsurumi, Husquvarna Target, Stow, Wacker, Sakai, Mi-T-M, Sullair, Basic, Dynapac, MBW, Weber, Bartell, Bennar Newman, Haulotte, Ditch Runner, Menegotti, Morrison, Contec, Buddy, Crown, Edco, Wyco, Bomag, Laymor, EZ Trench, Bil-Jax, F.S. Curtis, Gehl Pavers, Heli, Honda, ICS/PowerGrit, IHI, Partner, Imer, Clipper, MMD, Koshin, Rice, CH&E, General Equipment, Amida, Coleman, NAC, Gradall, Square Shooter, Kent, Stanley, Tamco, Toku, Hatz, Kohler, Robin, Wisconsin, Northrock, Oztec, Toker TK, Rol-Air, APT, Wylie, Ingersoll Rand / Doosan, Innovatech, Con X, Ammann, Mecalac, Makinex, Smith Surface Prep, Small Line, Wanco, Yanmar

### 9.1 Front and Rear Labels



Front



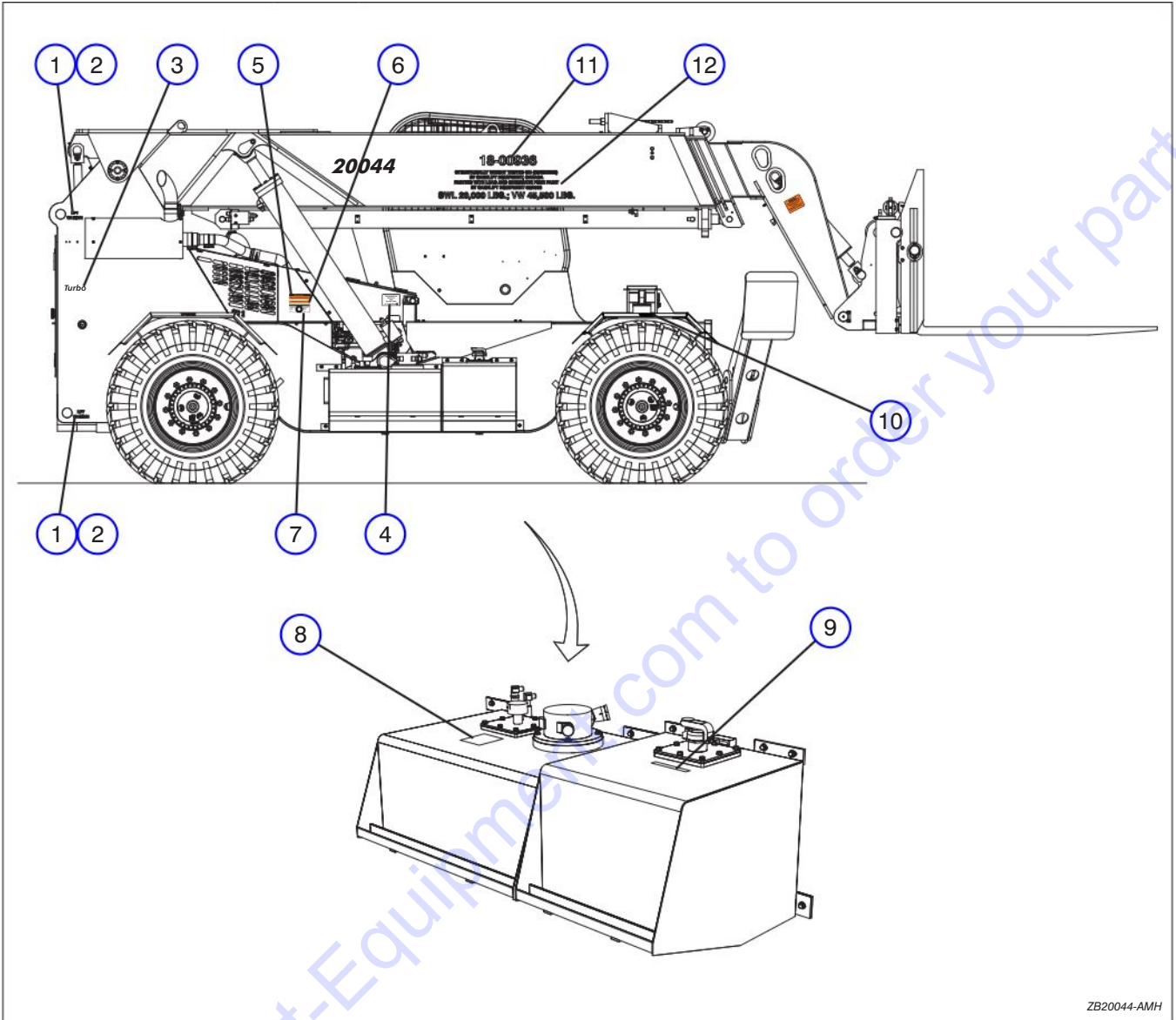
Rear

ZB20044-AMH

Index No.	Skyjack Part No.	Qty.	Description
1	4-402690	2	LABEL, Lift
2	4-402691	2	LABEL, Tie down
3	4-413875	1	LABEL, Registration number
4	4-410381	1	LABEL, Grease inside
5	4-402648	1	LABEL, Model number-small
6	4-402656	1	LABEL, Skyjack logo-small



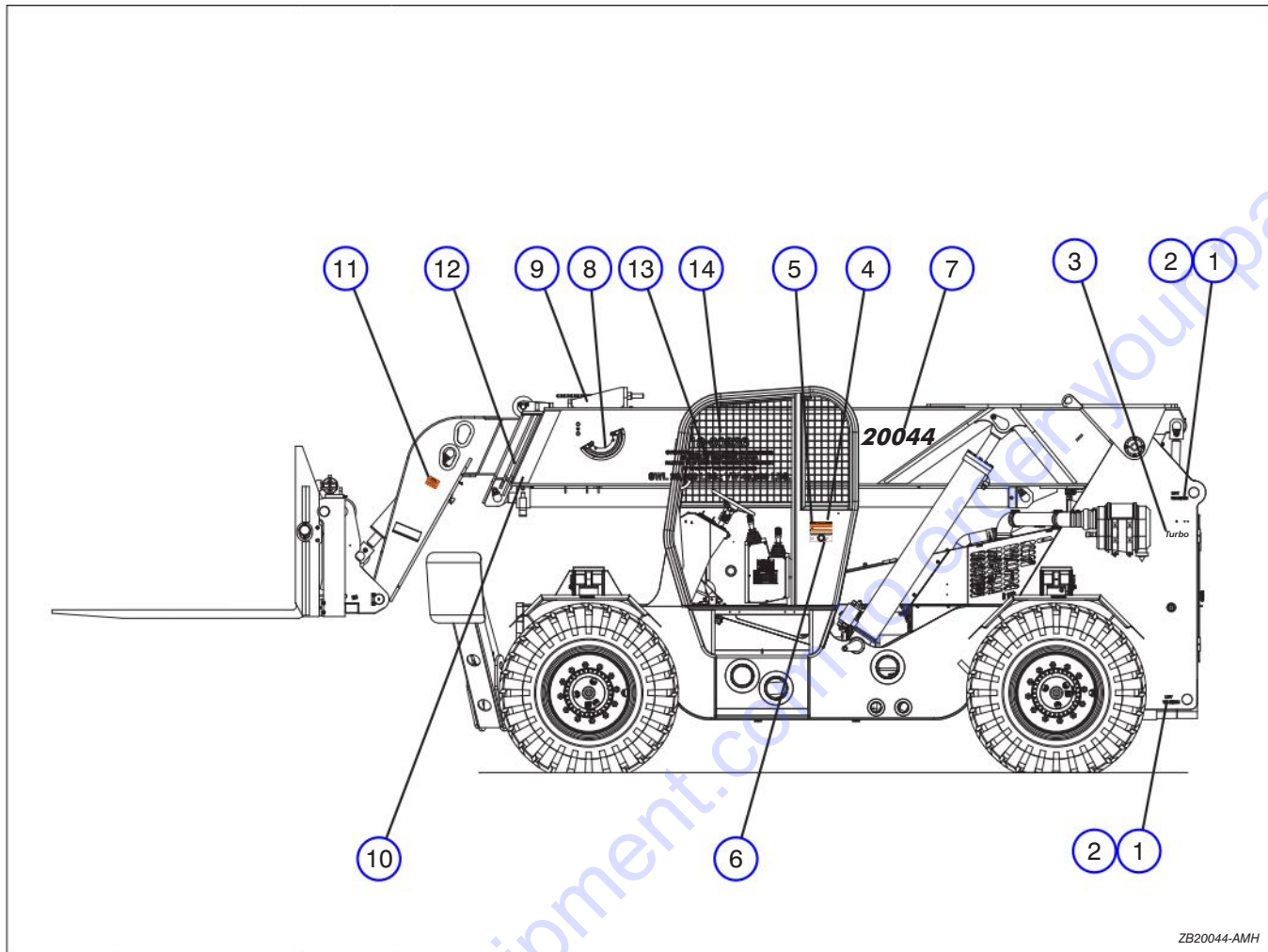
## 9.2 Frame Labels - Tank Side



ZB20044-AMH

Index No.	Skyjack Part No.	Qty.	Description
1	4-402690	3	LABEL, Lift
2	4-402691	3	LABEL, Tie down
2	4-410399	1	LABEL, Turbo
3	4-410515	1	LABEL, Canada & U.S.A. Flags
4	4-400990	1	LABEL, Oil Type (Transmission dipstick and filler tube ATF Dextron III)
5	4-410335	1	LABEL, Tire pressure warning
6	4-402692	1	LABEL, Tire pressure 90 psi
7	4-410518	1	LABEL, Torque sequence and values
8	4-410338	1	LABEL, Hydraulic oil type ATF Dexron III
9	4-410339	1	LABEL, Diesel fuel only
10	4-402692	4	LABEL, 90 PSI (tire pressure)
11	4-413875	1	LABEL, Registration number
12	4-413874	1	LABEL, Structurally weight tested

### 9.3 Frame Labels - Cab Side

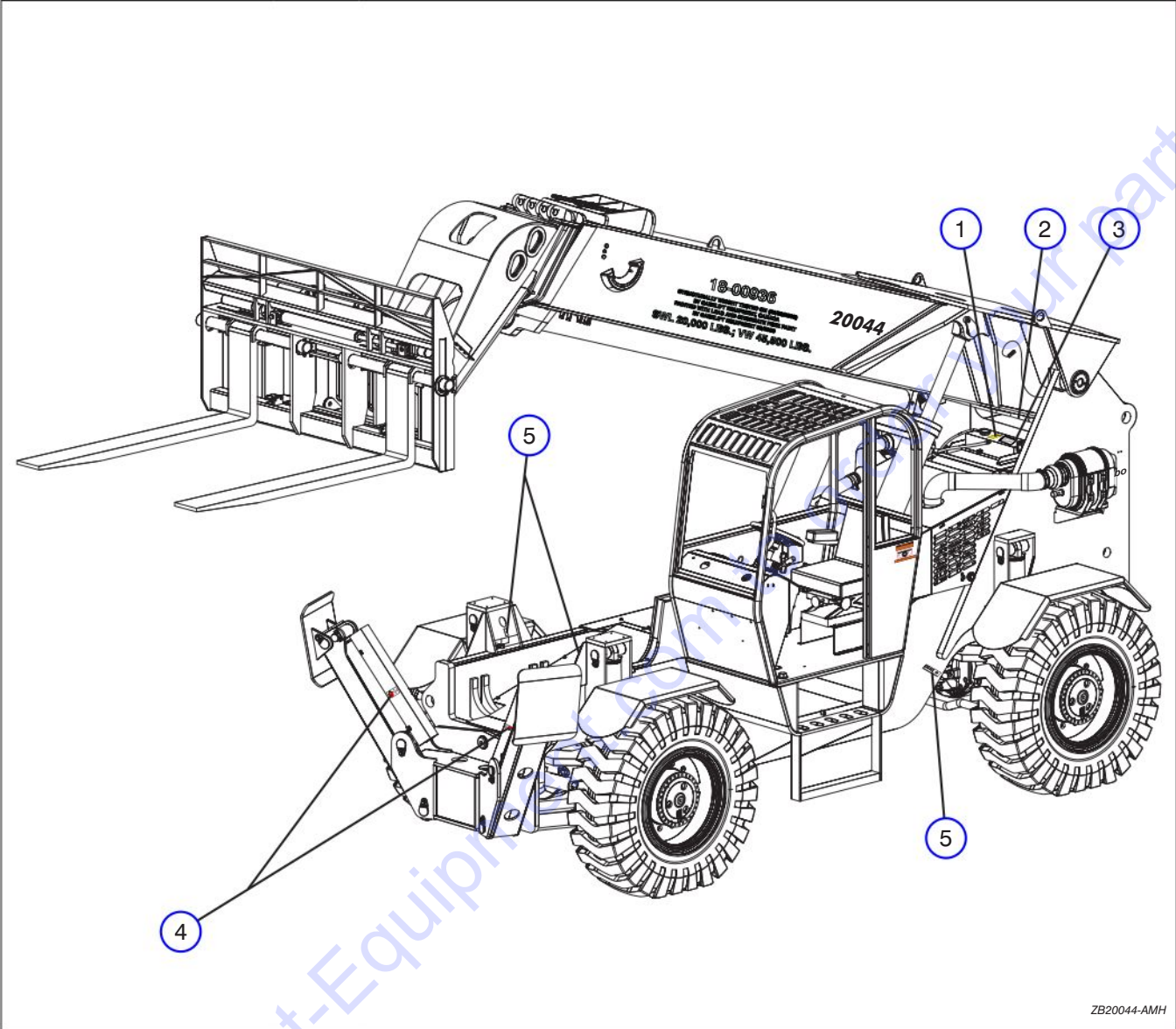


ZB20044-AMH

Index No.	Skyjack Part No.	Qty.	Description
1	4-402657	1	LABEL, Skyjack - Large
2	4-410399	1	LABEL, Turbo
3	4-410515	1	LABEL, Crossed flags
4	4-410335	1	LABEL, Tire pressure warning
5	4-402692	2	LABEL, Tire pressure
6	4-410518	2	LABEL, Torque sequence and values
7	4-402647	2	LABEL, Model number - Large (ZB20044)
8	4-410389	1	LABEL, Angle gauge
9	4-410334	1	LABEL, Keep chains tight
10	4-410333	2	LABEL, Grease point to the right
11	4-410363	1	LABEL, Sings suspension warning
12	4-410368	1	LABEL, Boom extension (letter set)
13	4-413875	1	LABEL, Registration number
14	4-413841	1	LABEL, Structurally weight tested



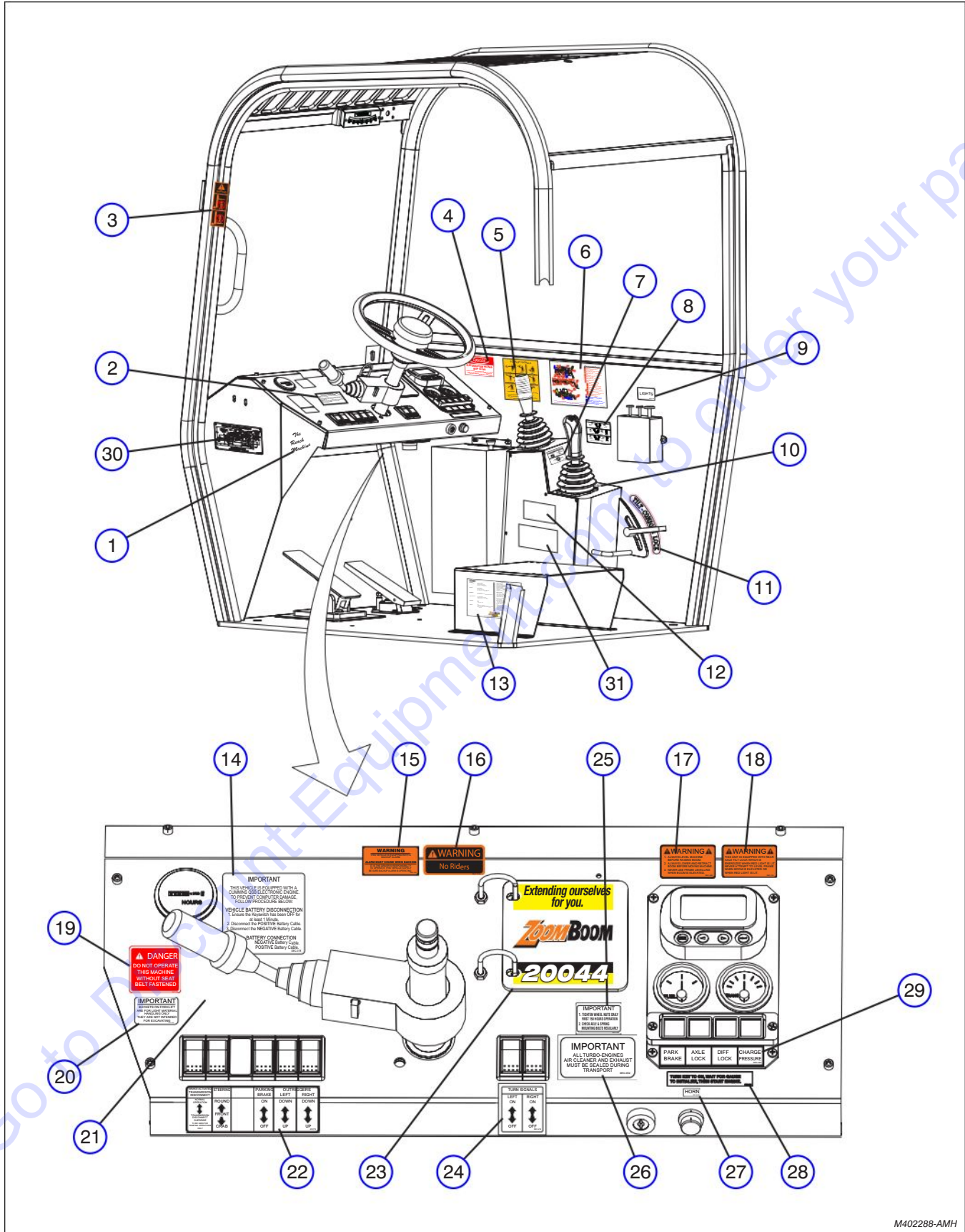
9.4 Frame Labels - Front and Top



ZB20044-AMH

Index No.	Skyjack Part No.	Qty.	Description
1	4-410357	1	LABEL, Caution, pressurized cooling system
2	4-401552	1	LABEL, Air vent
3	4-401031	1	LABEL, Coolant fluid
4	4-410433	2	LABEL, Pinch point warning
5	4-410333	2	LABEL, Grease point to the right

### 9.5 Cab Labels



M402288-AMH

## 9.5 Cab Labels

Index No.	Skyjack Part No.	Qty.	Description
1	4-410395	1	LABEL, The reach machine
2	4-114252	1	LABEL, California Proposition 65 Warning (Engine\Battery)
3	4-410343	1	LABEL, Forklift danger
4	4-410330	1	LABEL, Electrocutation hazard warning
5	4-410348	1	LABEL, Forklift signals
6	4-410516	1	LABEL, Maintenance schedule
7	4-410402	1	LABEL, 3 function joystick
8	4-410387	AR	LABEL, Winch attachment
	4-410491	AR	LABEL, Forkshift attachment
	4-402787	AR	LABEL, Bridge stripper attachment
	4-410360	AR	LABEL, Side-tilt carriage attachment
9	4-410430	AR	LABEL, Lights
	4-410462	AR	LABEL, Headlights / boom lights
10	4-410443	1	LABEL, Tilt console lock
11	4-410355	1	LABEL, Frame level
12	4-402697	1	LABEL, Serial number nameplate (Not included in label kit)
13	4-410331	1	LABEL, Check daily
14	4-410525	1	LABEL, Battery disconnect/connect procedure
15	4-410386	1	LABEL, Back-up alarm warning
16	4-410341	1	LABEL, No-riders warning
17	4-410379	1	LABEL, Telehandler leveling warning
18	4-410380	1	LABEL, Rear axle tilt lock warning
19	4-410347	1	LABEL, Seat belt warning
20	4-410465	AR	LABEL, Buckets on forks
21	4-410388	AR	LABEL, Winch capacity
22	4-400774	1	LABEL, Function switches
23	4-400948	1	LABEL, Capacity charts booklet
24	4-410461	1	LABEL, Turn signals
25	4-410346	1	LABEL, Tighten wheel nuts
26	4-410352	1	LABEL, Transportation procedure reminder
27	4-410522	1	LABEL, Horn
28	4-410528	1	LABEL, Starting procedure
29	4-410527	1	LABEL, Electronic panel display
30	4-402810	1	LABEL, Shipping data for ZB20044 telehandler
			<b>(Placement may not be as shown)</b>
31	4-413876	1	LABEL, Military data plate

10.0 RECOMMENDED FLUIDS TABLE

	MODEL	ZB2044
Engine	Fuel Type	Diesel
	Fuel Tank Capacity	49 gal (185 L)
	Recommended Oil Type	15W40 CC/SF
	Coolant Type	60/40 Ethylene glycol/distilled water
Transmission	Type	ATF Dexron III
	Capacity	6.3 gal (24 L)
Axles	Differential	SAE 80W-90 GL-5
	Planetary Wheel Ends	
Hydraulic Oil	Type	Anti-wear ISO Gr. 32
	Tank Capacity	55 gal (208 L)
Grease	Boom Slide Bearings	Sunaplex 992 E.P. 2
	General Greasing	Multi Purpose E.P.

240C



# PARTS FINDER

**Search Website  
by Part Number**



**Search Manual  
Library For Parts  
Manual & Lookup Part  
Numbers – Purchase  
or Request Quote**

**Search Manuals**

Enter your information to help us find the right parts manual for your machine.

\* Brand:

\* Model:

\* Serial:

\* Part Number:

SEARCH

**Can't Find Part or  
Manual? Request Help  
by Manufacturer,  
Model & Description**

**Parts Order Form**

Please fill in the following information to help us find the right part for your machine.

Manufacturer:	<input type="text"/>
Model:	<input type="text"/>
Description:	<input type="text"/>
Part Number:	<input type="text"/>
Quantity:	<input type="text"/>
Notes:	<input type="text"/>

Submit

Discount-Equipment.com is your online resource for quality parts & equipment.

Florida: **561-964-4949** Outside Florida TOLL FREE: **877-690-3101**

**Need parts?**

Click on this link: <http://www.discount-equipment.com/category/5443-parts/> and choose one of the options to help get the right parts and equipment you are looking for. Please have the machine model and serial number available in order to help us get you the correct parts. If you don't find the part on the website or on one of the online manuals, please fill out the request form and one of our experienced staff members will get back to you with a quote for the right part that your machine needs.

We sell worldwide for the brands: Genie, Terex, JLG, MultiQuip, Mikasa, Essick, Whiteman, Mayco, Toro Stone, Diamond Products, Generac Magnum, Airman, Haulotte, Barreto, Power Blanket, Nifty Lift, Atlas Copco, Chicago Pneumatic, Allmand, Miller Curber, Skyjack, Lull, Skytrak, Tsurumi, Husquvarna Target, Stow, Wacker, Sakai, Mi-T-M, Sullair, Basic, Dynapac, MBW, Weber, Bartell, Bennar Newman, Haulotte, Ditch Runner, Menegotti, Morrison, Contec, Buddy, Crown, Edco, Wyco, Bomag, Laymor, EZ Trench, Bil-Jax, F.S. Curtis, Gehl Pavers, Heli, Honda, ICS/PowerGrit, IHI, Partner, Imer, Clipper, MMD, Koshin, Rice, CH&E, General Equipment, Amida, Coleman, NAC, Gradall, Square Shooter, Kent, Stanley, Tamco, Toku, Hatz, Kohler, Robin, Wisconsin, Northrock, Oztec, Toker TK, Rol-Air, APT, Wylie, Ingersoll Rand / Doosan, Innovatech, Con X, Ammann, Mecalac, Makinex, Smith Surface Prep, Small Line, Wanco, Yanmar