

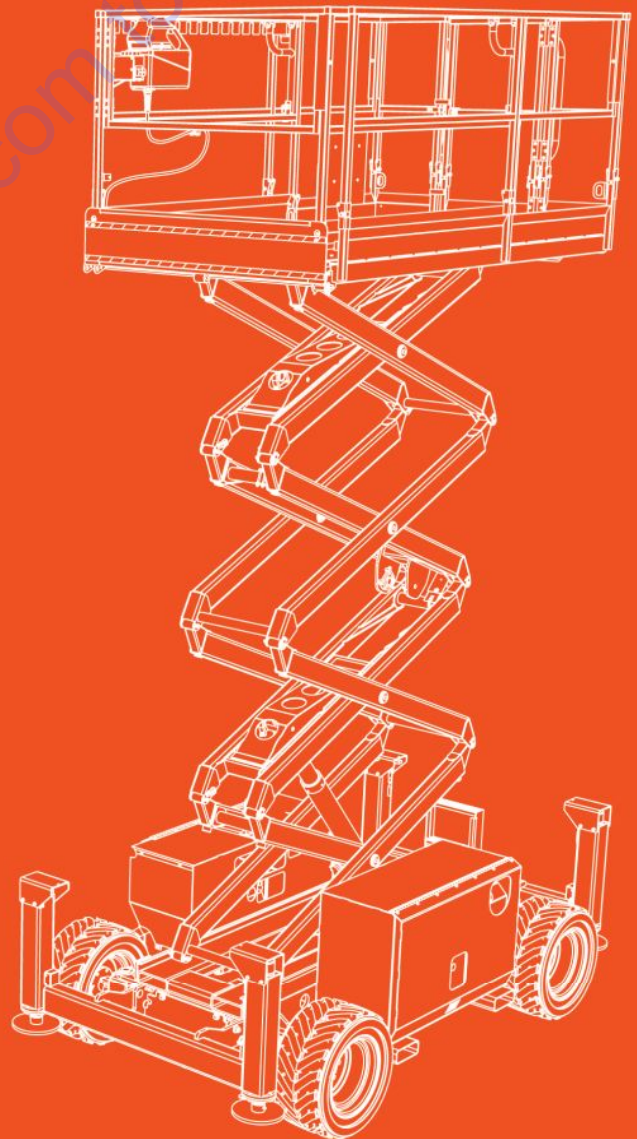


SKYJACK[™]

PARTS MANUAL

SJ6826 RT, SJ6832 RT

ROUGH TERRAIN SCISSORS



213559AA

November 2019
ANSI/CSA, CE, AS, KC

PARTS FINDER

**Search Website
by Part Number**



**Search Manual
Library For Parts
Manual & Lookup Part
Numbers – Purchase
or Request Quote**

Search Manuals

Enter your information to help us find the right parts manual for your machine.

* Brand:

* Model:

* Serial:

* Part Number:

SEARCH

**Can't Find Part or
Manual? Request Help
by Manufacturer,
Model & Description**

Parts Order Form

Please fill in the following information to help us find the right part for your machine.

Manufacturer:	<input type="text"/>
Model:	<input type="text"/>
Description:	<input type="text"/>
Part Number:	<input type="text"/>
Quantity:	<input type="text"/>
Notes:	<input type="text"/>

Submit

Discount-Equipment.com is your online resource for quality parts & equipment.

Florida: **561-964-4949** Outside Florida TOLL FREE: **877-690-3101**

Need parts?

Click on this link: <http://www.discount-equipment.com/category/5443-parts/> and choose one of the options to help get the right parts and equipment you are looking for. Please have the machine model and serial number available in order to help us get you the correct parts. If you don't find the part on the website or on one of the online manuals, please fill out the request form and one of our experienced staff members will get back to you with a quote for the right part that your machine needs.

We sell worldwide for the brands: Genie, Terex, JLG, MultiQuip, Mikasa, Essick, Whiteman, Mayco, Toro Stone, Diamond Products, Generac Magnum, Airman, Haulotte, Barreto, Power Blanket, Nifty Lift, Atlas Copco, Chicago Pneumatic, Allmand, Miller Curber, Skyjack, Lull, Skytrak, Tsurumi, Husquvarna Target, Stow, Wacker, Sakai, Mi-T-M, Sullair, Basic, Dynapac, MBW, Weber, Bartell, Bennar Newman, Haulotte, Ditch Runner, Menegotti, Morrison, Contec, Buddy, Crown, Edco, Wyco, Bomag, Laymor, EZ Trench, Bil-Jax, F.S. Curtis, Gehl Pavers, Heli, Honda, ICS/PowerGrit, IHI, Partner, Imer, Clipper, MMD, Koshin, Rice, CH&E, General Equipment, Amida, Coleman, NAC, Gradall, Square Shooter, Kent, Stanley, Tamco, Toku, Hatz, Kohler, Robin, Wisconsin, Northrock, Oztec, Toker TK, Rol-Air, APT, Wylie, Ingersoll Rand / Doosan, Innovatech, Con X, Ammann, Mecalac, Makinex, Smith Surface Prep, Small Line, Wanco, Yanmar

This manual is based on Serial Number(s):

SJ6826 RT: A200 000 001 to A200 999 999

SJ6832 RT: A200 000 001 to A200 999 999

Please refer to the website (www.discount-equipment.com) for other Serial Numbers, most recent Technical Manuals and USB software.

Go to Discount-Equipment.com to order your parts

Table of Contents

Foreword	7
General.....	7
Parts Ordering Information.....	7
Method of Listing.....	7
Quantities.....	7
How To Order Repair Parts.....	7
Recommended Service Parts.....	8
Recommended Service Parts.....	9
Section 1 – Platform	11
1.1 Main and Extension Platforms.....	12
1.2 Extension Platform Railing.....	13
1.3 Left Extension Railing.....	14
1.4 Right Extension Railing.....	16
1.5 Front Railing.....	18
1.6 Platform Railing.....	20
1.7 Left Rear Platform Railing.....	21
1.8 Right Rear Platform Railing.....	22
1.9 Left Platform Railing.....	23
1.10 Right Platform Railing.....	24
1.11 Gate with Sweeper.....	26
1.12 SJ68XX RT Control Box Base.....	28
1.13 SJ68XX RT Control Box Cover.....	30
Section 2 – Scissors	33
2.1 Scissor Assembly - SJ6826 RT ANSI/CSA, CE & AS.....	34
2.2 Scissor Assembly - SJ6832 RT ANSI/CSA, CE & AS.....	36
2.3 Scissor Assembly - SJ6832 RT KC.....	38
2.4 First Level Inside Scissor.....	40
2.5 Third Level Inside Scissor - Soft Stop.....	41
2.6 Middle Level Inside Scissor.....	42
2.7 Third Level Inside Scissor.....	43
2.8 Top Level Inside Scissor.....	44
2.9 Fifth Level Inside Scissor.....	45
2.10 Fifth Level Outside Scissor.....	46
2.11 First Level Outside Scissor.....	47
2.12 Middle Level Outside Scissor.....	48
2.13 Fourth Level Outside Scissor.....	49

2.14	Upper Lift Cylinder	50
2.15	Lower Lift Cylinder - ANSI/CSA, CE, AS	51
2.16	Lower Lift Cylinder - KC	52
2.17	Holding Valve - Upper Lift Cylinder	53
2.19	Holding Valve - Lower Lift Cylinder - ANSI/CSA, CE & AS	54
2.20	Holding Valve - Lower Lift Cylinder - KC	55
2.21	Beeper/ Angle Transducer - ANSI/CSA, CE, AS	56
2.22	Beeper - KC	57
2.23	Maintenance Support Stand	58
2.24	Limit Switch	59
Section 3 – Base		61
3.1	Tires	62
3.2	Base Weldment	63
3.3	SJ6826 RT Ladder Installation	64
3.4	SJ6832 RT Ladder Installation	65
3.5	Base Assembly - Outriggers	66
3.6	Counterweight to Base - SJ6832 RT ANSI/CSA, KC	68
3.7	Counterweight to Base - SJ6832 RT CE	69
3.8	Cabinets to Base	70
3.9	Electrical Disconnect - SJ68XX RT	71
3.10	Outrigger Manifold	72
3.11	Base Drive	74
3.12	Splitter Manifold	78
3.13	Tie Rod	79
3.14	Steer Cylinder	80
3.15	Cushion Cylinder	82
3.16	Scissor Guard - CE	83
Section 4 – Hydraulics and Electricals		85
4.1	Hydraulic Cabinet	86
4.2	Main Manifold - Mounted with Outriggers	88
4.3	Hydraulic Modification - Soft Stop	92
4.4	Orifice	93
4.5	Base Assembly - Tanks and Hydraulics	94
4.6	Hydraulic Oil Tank	96
4.7	Fuel Tank	98
4.8	Hydraulic Cabinet Door	99
4.9	Engine Cabinet Door	100
4.10	Engine Cabinet	102
4.11	Electric Panel Standard - SJ68XX RT, ANSI/CSA, AS	104
4.12	Electric Panel Standard - SJ68XX RT, CE	106
4.13	Electric Panel Standard - SJ6832 RT, KC	108

4.14	Electric Panel - Positive Air Shutoff	110
4.15	Electric Panel - Soft Stop	112
4.16	Key Switch - 3 Way	114
4.17	Control Module	115
4.18	Power to Platform - ANSI/CSA, KC	116
4.19	Power to Platform - CE/AS	118
Section 5 – Engines		121
5.1	Propane Bottle Mount	122
5.2	Engine - Kubota WG752 Dual Fuel Installation	123
5.3	Engine Tray	124
5.4	Vaporizer	125
5.5	Engine - Kubota WG752 Dual Fuel	126
5.6	Cooling - Kubota WG752 Dual Fuel	128
5.7	Solenoid - Kubota WG752 Dual Fuel	130
5.8	Air Intake - Kubota WG752 Dual Fuel	132
5.9	Exhaust - Kubota WG752 Dual Fuel	133
5.10	Engine Kit - Kubota WG752 Dual Fuel	134
5.11	Engine - Kubota D902 Diesel	136
5.12	Radiator Plate	140
5.13	Cooling - Kubota D902 Diesel	141
5.14	Positive Air Shut Off Valve	142
Section 6 – Harness		145
6.1	Platform Control Harness	146
6.2	Engine Pull Out Harness	147
6.3	Main Manifold Harness	148
6.4	Panel Control Cable	150
6.5	Outrigger Control Module Harness	151
6.6	Horn Harness	152
6.7	Base to Platform Cable	153
6.8	Pressure Switch Harness - KC	154
6.9	Load Sense Harness	155
6.10	Engine Harness - Kubota WG752 Dual Fuel	156
6.11	Engine Harness - Kubota D902 Diesel	158
6.12	Pressure Transducer Harness	160
6.13	Outrigger and Hydraulic Generator Harness	161
6.14	Outrigger Auto Level Limit Switch Harness	162
6.15	Outrigger Manifold Harness	164
6.16	Tilt Switch Harness - KC	166
6.17	Scissor Harness - KC	167
6.18	Beeper Harness	168
6.19	Outrigger Auto-leveling Control Module Harness (optional)	169

6.20	Positive Air Shut Off Harness	170
6.21	Limit Switch Wiring	172
6.22	Limit Switch Wiring - Soft Stop	173
6.23	Holding Harness	174
6.24	Outrigger Control Cable	175
Section 7 – Optional Equipment		177
7.1	Generator - ANSI/CSA	178
7.2	Generator Subassembly - ANSI/CSA	179
7.3	Generator - CE	180
7.4	Hydraulic Generator Hoses	182
7.5	Generator Hydraulic Fittings	184
7.6	Elevate Telematics	185
7.7	Outrigger Assembly	186
7.8	Outrigger Assembly - Front	188
7.9	Outrigger Assembly - Rear	190
7.10	Outrigger Control Box	192
7.11	Outrigger - FR/RL, FL/RR	194
7.12	Outrigger Cylinder	196
7.13	Tool Caddy	198
7.14	Cold Weather Start	199
7.15	Heavy Duty Pipe Rack - ANSI	200
7.16	Heavy Duty Pipe Rack - CE & AS	202
Section 8 – Hoses		205
8.1	Standard Hose Numbering System	206
8.2	Hose Kit	208
8.3	Fuel Hoses - Kubota WG752 Dual Fuel	212
8.4	Fuel Hoses - Kubota D902 Diesel	214
Section 9 – Labels		217
9.1	Label Kits	219
9.2	Labels - Right and Left	220
9.3	Labels - Front and Back	222
9.4	Labels - Top	224
9.5	Labels - Miscellaneous	225
9.6	Labels - QR Code	226

Foreword

General

The information contained in this manual is designed to aid the user in locating and identifying replacement parts. Component parts of various assemblies and subassemblies comprising the work platform are illustrated and accompanied by a descriptive parts list. Exploded drawings are used to show relative location of component parts in disassembly order. If a part cannot be found in this manual, contact Discount-equipment for assistance.

Parts Ordering Information

When ordering replacement parts, the complete part number and description should be used to ensure proper identification and delivery of the desired item. This complete identification should also be used when requesting equipment information.

Method of Listing

Parts are listed in order according to the reference number shown in the illustration, followed by a full description based upon the "NOUN FIRST" method. That is, the noun name of the part is listed first, then the modifying description information which serves to specifically identify the item. For example: PIN, Clevis.

Assemblies at the beginning of a parts list may be identified with a reference letter: A, B, C, etc. These letters are used to identify different configurations of the assembly. Individual parts in these lists have corresponding letters after their description to identify which assembly it is used in. If a part does not have a reference letter, it is used in all of the assemblies.

Bullets (•) are used to show the assembly structure, or parent/child relationship. A part listed at the beginning of the parts list without a bullet before the description is the main assembly, and all of the parts below it with one bullet are the subcomponent parts of that assembly. Two bullets denote a subcomponent of a subcomponent, etc.

Example:

Main Assembly A

- Part 1 (subcomponent of Main Assembly A)
- Part 2 (subcomponent of Main Assembly A)
- • Part 3 (subcomponent of Part 2)

Quantities

The quantities required to complete the assembly are given for each part. If the quantity is (AR), it is understood that the quantity may vary when the machine is equipped with certain options. Order quantity as needed.

How To Order Repair Parts

1. Address all orders to Discount-equipment.
2. Specify model and serial number of the work platform (found on the serial number plate).
3. List the quantity needed.
4. List the length needed (if it is a bulk item).
5. List the part number and description as shown in this manual for each item.
6. Show the billing and shipping address and the name of the individual, if possible.
7. Suggest the best routing.

Customer: _____

Dealer: _____

Model Number: _____

Serial Number: _____

Date Purchased: _____

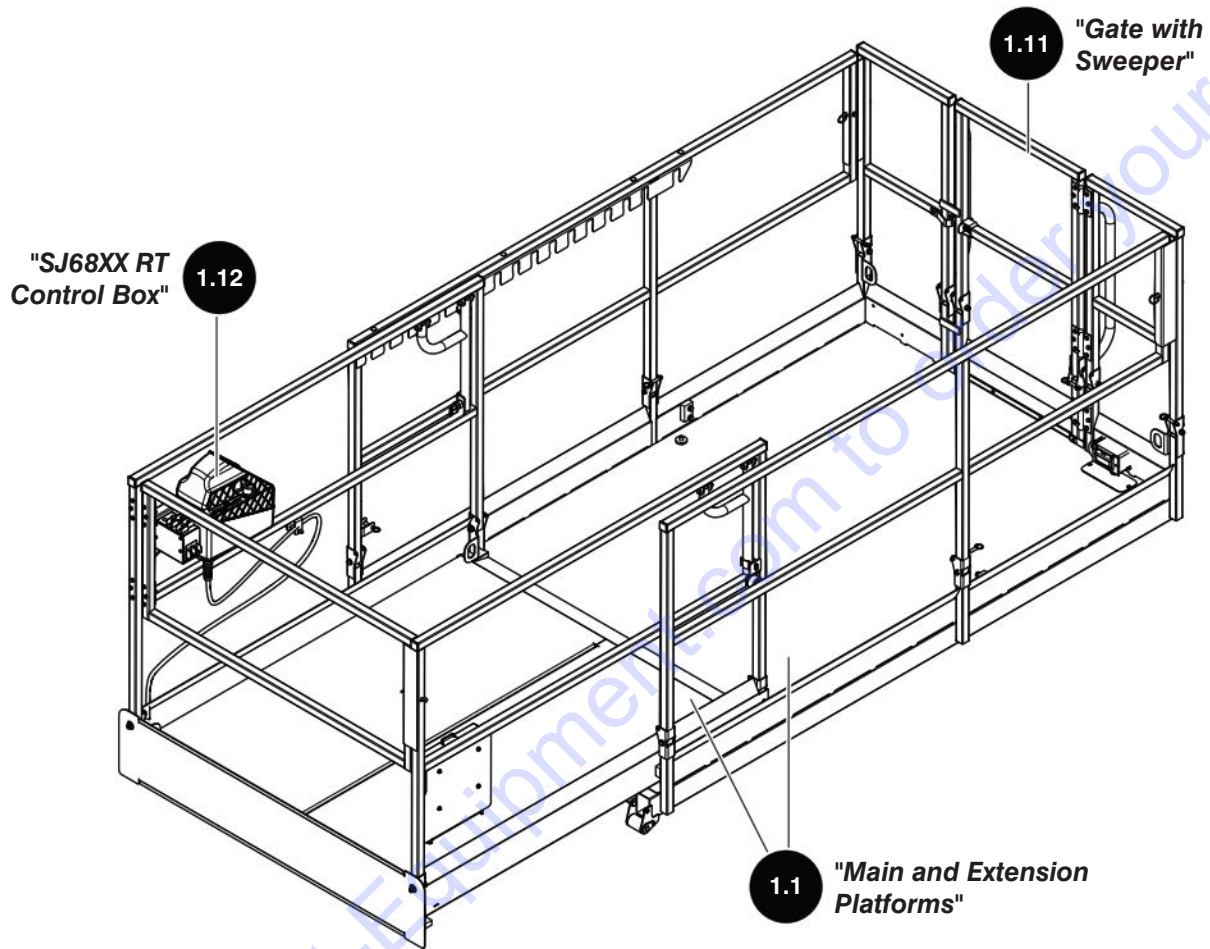
Recommended Service Parts

Description	Year 1 Qty	Year 2 Qty	Year 3 Qty	Skyjack Part No.
Engine Kubota Diesel D902				
Fuel Filter Element	1	1	1	136118
In-line fuel filter	1	1	1	139254
Oil filter	1	1	1	137850
Oil pressure switch	0	1	1	102838
Starter	0	1	1	137856
Air Filter Element	1	1	1	137924
Belt, Fan	0	1	1	137865
Thermostat	0	1	1	137861
Fuel pump	0	1	1	137853
Alternator	0	0	1	137857
Water Temperature switch	0	1	1	113400
Glow plug	3	3	3	137860
Engine Kubota Dual Fuel WG752				
Fuel Filter Element	1	1	1	136118
Oil filter	1	1	1	216534
Starter	0	1	1	216536
Air Filter Element	1	1	1	132913
Belt, Fan	0	1	1	136114
Thermostat	0	1	1	216544
Fuel pump	0	1	1	159220
Alternator	0	0	1	136101
Spark Plug	3	3	3	216538
Oil Pressure Switch	1	1	1	102838
LP Filter	0	1	1	142300
Mechanical				
Platform Roller, wide	0	2	2	125455
Platform Bushing, slider	0	4	4	125433
Pin, Quick Release	4	8	8	125548
Ring Pin Assembly	1	1	1	137087
Ring Pin Assembly	1	1	1	137217
Electrical				
Emergency Stop Head (Platform)	1	1	1	147051
Emergency Stop Head (Base)	1	1	1	137795
E-Stop Contact Block NC/LED (Base)	1	1	1	137790
E-Stop Contact Block NC (Platform)	1	1	1	147053
LED Block, Red 24V (Platform)	1	1	1	147061
Latch, Switch Contact Blocks (Platform)	1	1	1	147056
Contact Block NO (Horn) (Base Selector)	1	2	2	147054
Pushbutton Head, Black (Horn)	0	1	1	147058
Toggle Switch (Engine Start) (Choke/Glow Plug)	0	1	2	115573
Toggle Switch (Torque) (Throttle)	0	1	2	115574

Recommended Service Parts

Description	Year 1 Qty	Year 2 Qty	Year 3 Qty	Skyjack Part No.
Toggle Switch (Lift/Off/Drive)	0	1	1	116382
Base Selector Toggle Switch (Up/Down)	0	1	1	102853
Keyed Selector Switch, (Idle/Pltf/Base) ANSI/CSA, AS, KC	0	1	1	213697
Keyed Selector Switch, (Idle/Pltf/Base) CE	0	1	1	213698
Joystick	0	0	1	159109
Angle Transducer	0	1	1	130440
Coil 12V, Main Manifold (Lift)	0	1	2	106272
Coil 12V, Main Manifold (Brake) (Lower)	0	3	3	103613
Coil 12V, Main Manifold (Series/Parallel)	0	1	2	137513
Coil 12V, Main Manifold (Steer)	0	1	2	128321
Coil 12V, Holding Valve Manifold	0	1	2	104410
Relay, 12V (40A)	0	5	10	127035
Limit switch, High Speed	0	1	1	204234
Hydraulic				
Seal Kit-Lift Cylinder(s)	0	1	2	121097
Relief Valve, Holding Valve Manifold	0	0	2	106557
Pressure Transducer	0	1	1	217934
Seal Kit-Wheel Motor	0	1	2	139542
Seal Kit-Steer Cylinder	0	1	1	113443
Element, Hydraulic Filter Cartridge	1	1	1	108628
Vent, Breather Hydraulic/Fuel Tank	0	0	2	137540
Valve, Pilot Check (Splitter Manifold)	0	4	4	104624
Valve, Relief (Splitter Manifold)	0	1	1	139683
Relief Valve, Main Manifold (System & Lift)	0	1	2	104534
Valve, Solenoid -Directional Spool (Steer)	0	0	2	153336
Valve, Solenoid -Directional Spool (Drive)	0	0	1	139256
Valve, Pilot Check (Dump)	0	0	2	104624
Valve, Pilot Check (Large Dump)	0	0	1	114365
Valve, Solenoid -Cartridge Spool (Counterbalance)	0	0	2	137181
Valve, Solenoid -Cartridge Spool (Brake)	0	0	1	103623
Valve, Solenoid -Cartridge Spool (Holding)	0	0	2	107269
Valve, Solenoid -Cartridge Spool (Lift)	0	0	1	106273
Valve, Solenoid -Cartridge Spool (Lower)	0	0	1	103655
Valve, Solenoid -Cartridge Spool (High Speed)	0	0	1	111937
Valve, Solenoid -Directional Spool (Parallel Drive)	0	0	1	128318
Valve, Solenoid -Cartridge Spool (Series/Parallel)	0	0	1	139351

Section 1 – Platform



1.2 "Extension Platform Railing"

1.3 "Left Extension Railing"

1.4 "Right Extension Railing"

1.5 "Front Railing"

1.6 "Platform Railing"

1.7 "Left Rear Platform Railing"

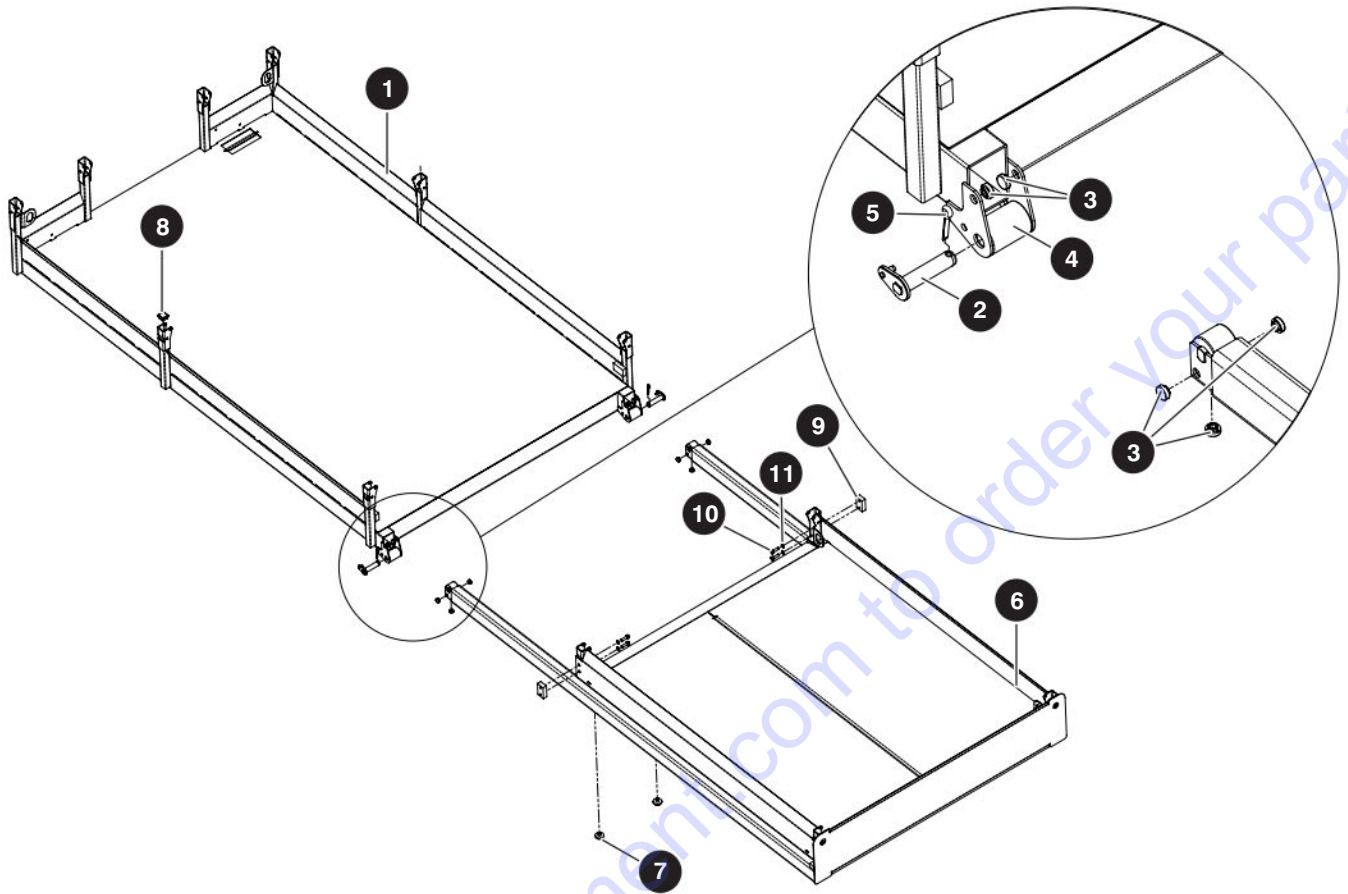
1.8 "Right Rear Platform Railing"

1.9 "Left Platform Railing"

1.10 "Right Platform Railing"

1.13 "SJ68XX RT Control Box Cover"

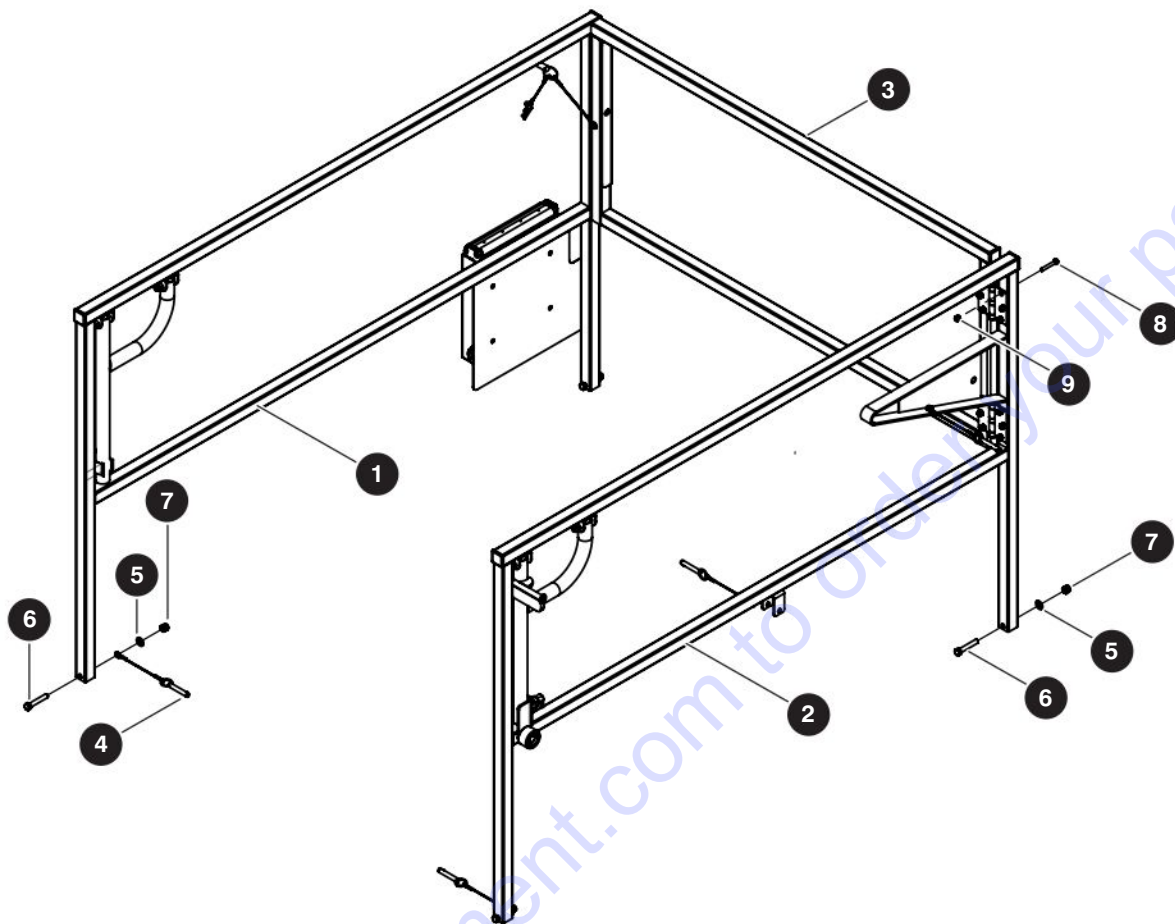
1.1 Main and Extension Platforms



M137331AA

Index No.	Skyjack Part No.	Qty.	Description
-	135869	1	PLATFORM AND EXTENSION ASSEMBLY
1	168415	1	• WELDMENT, Platform
2	125422	2	• PIN ASSEMBLY, Rollout
3	125433	10	• BUSHING, Slider
4	125455	2	• ROLLER, Wide
5	121874	2	• PIN, Cotter (1/4" x 1-1/2")
6	135871	1	• WELDMENT, Extension
7	101954	5	• SLIDE PAD, Bottom (0.31")
8	100702	2	• PLUG, Plastic tube (1.250" x 1.250")
9	140915	2	• BAR, Platform Extension Stop
10	117430	4	• BOLT, Hex Head (3/8"-16 x 1.250", gr 8)
11	103999	4	• WASHER, Lock (3/8")

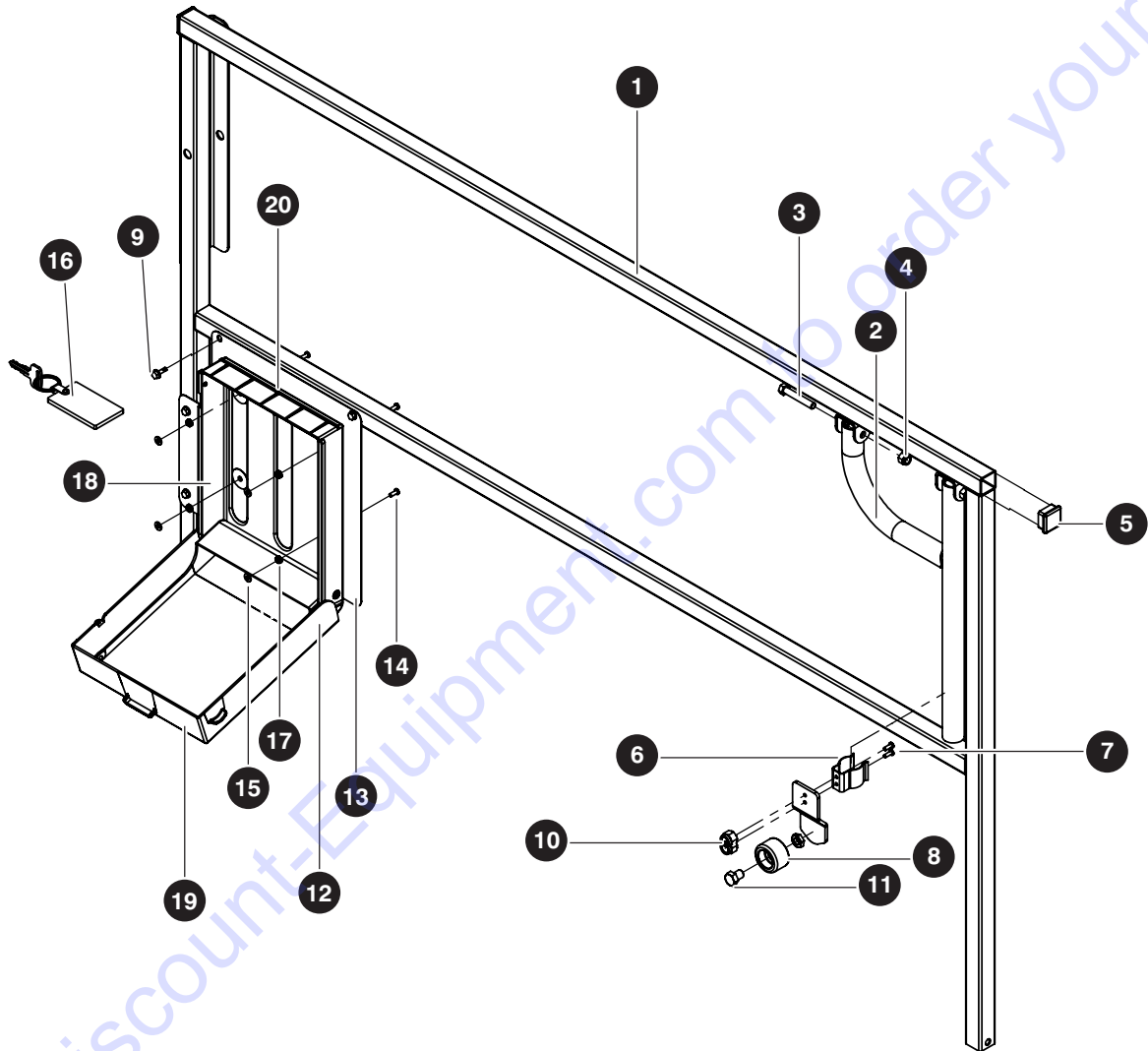
1.2 Extension Platform Railing



M135848AA

Index No.	Skyjack Part No.	Qty.	Description
-	135848		EXTENSION PLATFORM RAILING
1	(Ref.)		<ul style="list-style-type: none"> RAILING, Left extension (For components, refer to Section 1.3 Left Extension Railing)
2	(Ref.)		<ul style="list-style-type: none"> RAILING, Right extension (For components, refer to Section 1.4 Right Extension Railing)
3	(Ref.)		<ul style="list-style-type: none"> RAILING, Front (For components, refer to Section 1.5 Front Railing)
4	124548		<ul style="list-style-type: none"> PIN, Quick release
5	103472		<ul style="list-style-type: none"> WASHER, Flat (3/8")
6	103872		<ul style="list-style-type: none"> BOLT, Hex head (3/8"-16 x 2.25", Grade 5)
7	104606		<ul style="list-style-type: none"> NUT, Hex lock (3/8" - 16 Grade 5, nylon)
8	103860		<ul style="list-style-type: none"> BOLT, Hex head (0.25-20" x 1.75", Grade 5)
9	115649		<ul style="list-style-type: none"> NUT, Hex head nylon lock (0.25"-20, Grade 5)

1.3 Left Extension Railing



M135887AA

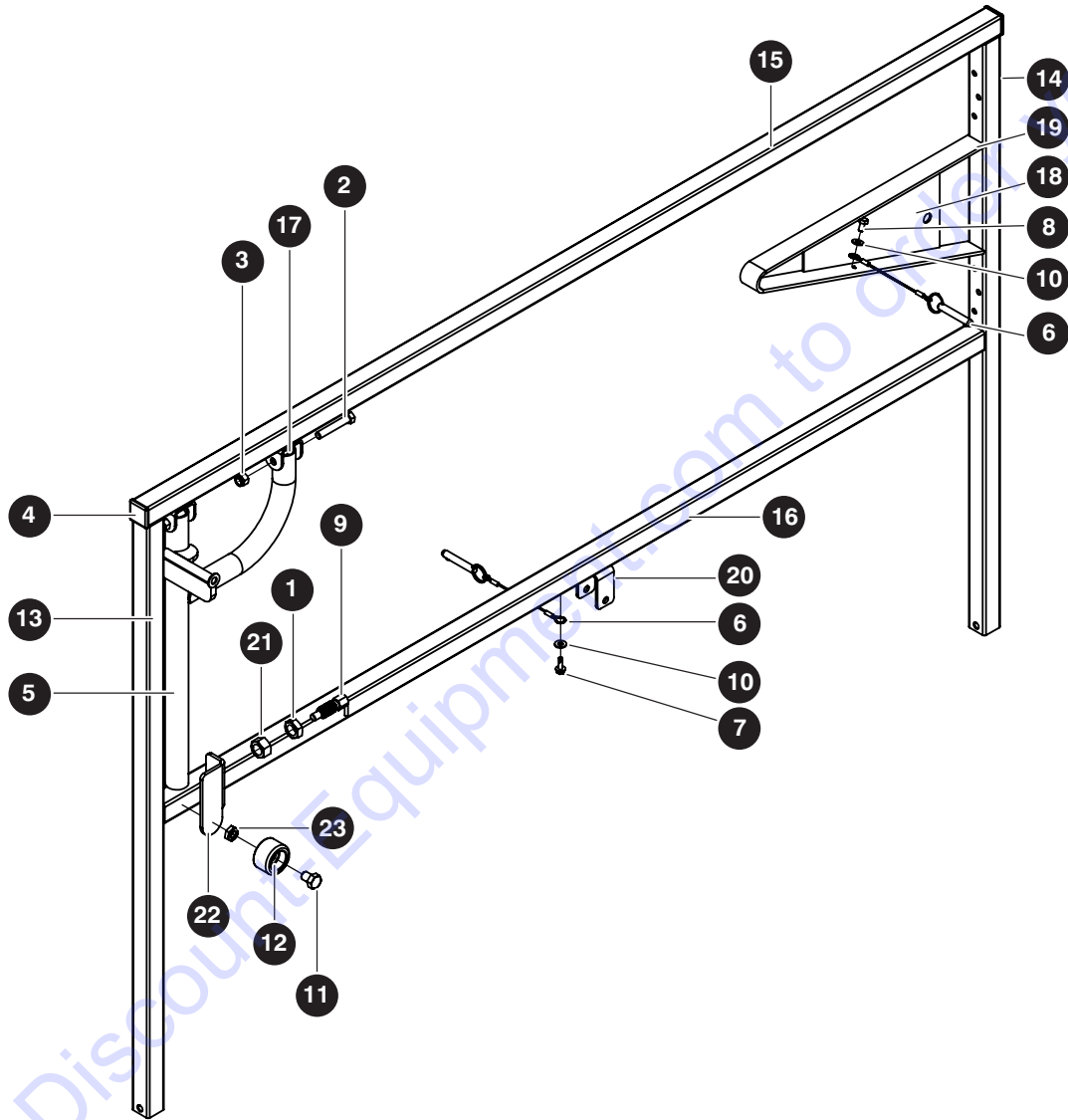
213559AA

SJ6826 RT, SJ6832 RT

1.3 Left Extension Railing

Index No.	Skyjack Part No.	Qty.	Description
-	135887	1	LEFT EXTENSION RAILING
1	135880	1	• RAILING WELDMENT, Left extension
2	135873	1	• PUSH BAR
3	103872	2	• BOLT, Hex head (0.375-16 x 2.250 Grade 5)
4	104606	2	• NUT, Hex lock (3/8" -16 Grade 5, nylon)
5	100702	2	• END CAP, Plastic
6	137235	1	• GRIPPER CLIP, 1.500-2.5000 Diameter
7	103960	2	• SCREW, Round head machine (#10-24 x 0.500")
8	130840	1	• BUMPER, Scissor bottom
9	103632	4	• SCREW, Hex head self-tapping (0.250-14 x 0.75")
10	126642	2	• NUT, Hex lock (#10-24 Grade 5, nylon)
11	123713	11	• BOLT, Hex head (M12 x 1.25 x 16 mm Grade 9.8)
12	130231	1	• MANUAL BOX
13	160075	1	• • PLATE, Warning label
14	103962	4	• • SCREW, Round head machine (#10-32 x 0.500)
15	130017	4	• • NUT, Hex head K-lock
16	114710	1	• • KEY RING, Skyjack
17	104694	4	• • WASHER, Flat (#10)
-	172358	1	• • BOX, Manual
18	208799	1	• • • BOX, Manual base
19	208800	1	• • • BOX, Manual lid
20	208626	6	• • • TAPE, Clear 48mm wide

1.4 Right Extension Railing



M135886AA

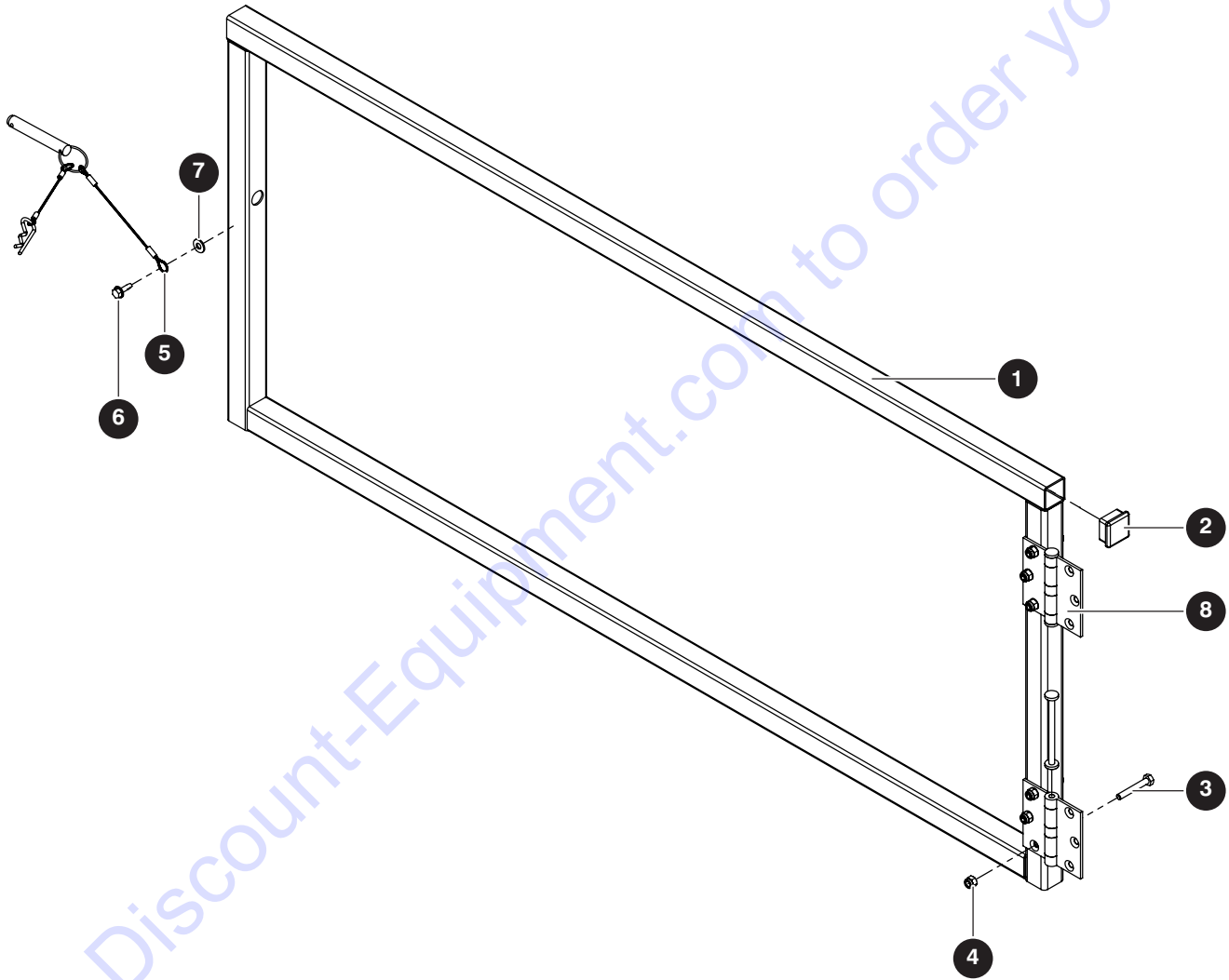
213559AA

SJ6826 RT, SJ6832 RT

1.4 Right Extension Railing

Index No.	Skyjack Part No.	Qty.	Description
-	135886	1	RIGHT EXTENSION RAILING
1	103982	1	• NUT, Hex head (0.625-11 Grade 5)
2	103827	2	• BOLT, Hex head (0.375-16 x 2.250 Grade 5)
3	104606	2	• NUT, Hex lock (3/8" -16 Grade 5, nylon)
4	100702	2	• CAP, Plastic end
5	211240	1	• PUSH BAR, With lock
6	124548	2	• PIN, Quick release
7	103632	1	• BOLT, Self-tapping hex head (0.25" -14 x 0.75")
8	103855	1	• BOLT, Hex head (1/4"-20 x 0.50", Grade 5)
9	209259	1	• PIN PLUNGER, Pull-ring
10	103995	2	• WASHER, Flat (1/4")
11	123713	1	• BOLT, Hex head (M12 x 1.25 x 16 mm Grade 9.8)
12	130840	1	• BUMPER
	135879	1	• RAILING WELDMENT, Right extension
13	136203	1	• • TUBE, Vertical railing
14	137004	1	• • TUBE, External vertical railing
15	136205	1	• • TUBE, 1.250" x 1.250" x 0.083" x 64.375"
16	136204	1	• • TUBE, 1.250" x 1.250" x 0.083" x 61.875"
17	136022	2	• • PUSH BAR, plate pivot bracket
18	137425	1	• • FLAT BAR, Control box mount
19	137428	1	• • PLATE, Control box locater
20	116348	1	• • CLASP, Push bar stowage
21	103981	1	• • NUT, Hex lock (0.625" -11, Grade 5)
-	142198	1	• • BRACKET, Pull pin/spacer weldment
22	142180	1	• • • BRACKET
23	122095	1	• • • NUT, Hex Head (M12 x 1.25)

1.5 Front Railing



M135888AA

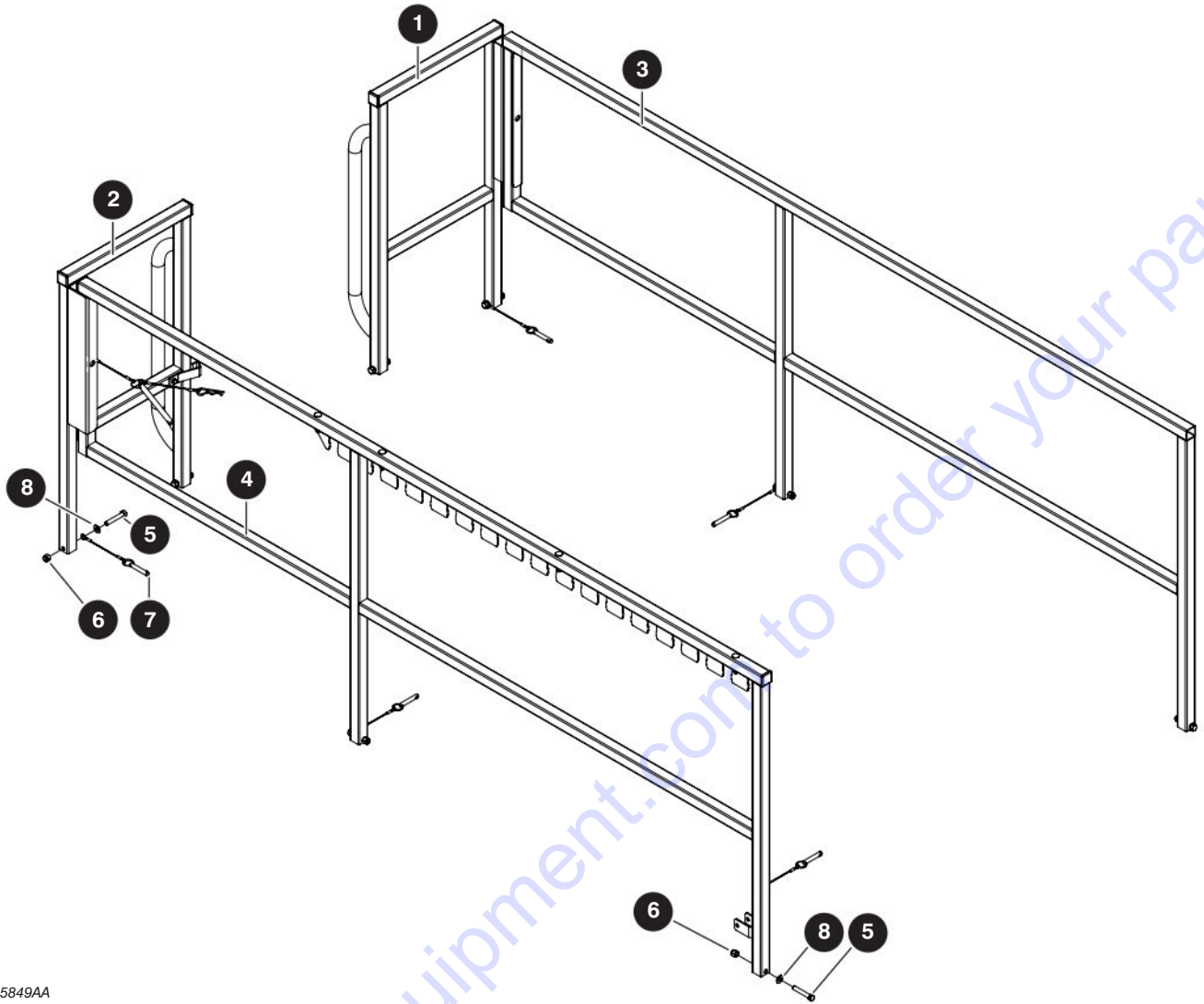
213559AA

SJ6826 RT, SJ6832 RT

1.5 Front Railing

Index No.	Skyjack Part No.	Qty.	Description
-	135888	1	FRONT RAILING
1	135881	1	• RAILING WELDMENT, Front
2	100702	1	• CAP, Plastic end
3	103860	6	• BOLT, Hex head (0.25-20" x 1.75", Grade 5)
4	115649	6	• NUT, Hex head nylon lock (0.25"-20, Grade 5)
5	137087	1	• RING PIN ASSEMBLY
	138014	1	• • RING PIN, With 6" lanyard
	138012	1	• • COTTER PIN, With 6" lanyard
6	103632	1	• BOLT, Self-tapping hex head (0.25"-14 x 0.75")
7	103995	1	• WASHER, Flat (0.25")
8	136176	2	• HINGE, 3.500 steel

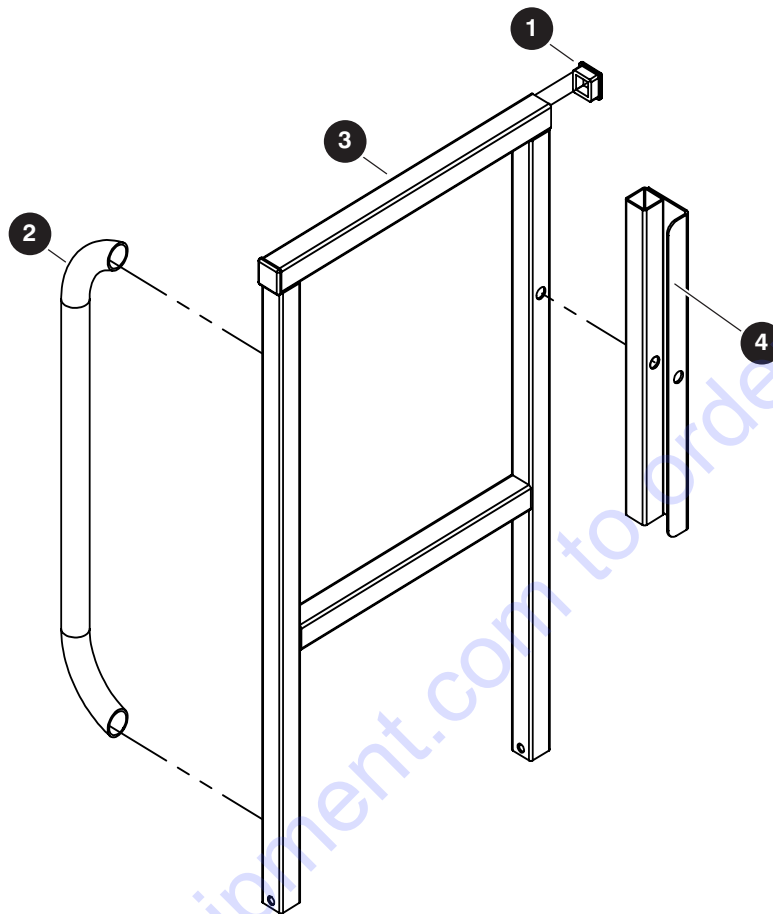
1.6 Platform Railing



M135849AA

Index No.	Skyjack Part No.	Qty.	Description
-	135849	1	PLATFORM RAILING
1	(Ref.)	1	<ul style="list-style-type: none"> RAILING, Left rear platform (For components, refer to Section 1.7 Left Rear Platform Railing)
2	(Ref.)	1	<ul style="list-style-type: none"> RAILING, Right rear platform (For components, refer to Section 1.8 Right Rear Platform Railing)
3	(Ref.)	1	<ul style="list-style-type: none"> RAILING, Left platform (For components, refer to Section 1.9 Left Platform Railing)
4	(Ref.)	1	<ul style="list-style-type: none"> RAILING, Right platform (For components, refer to Section 1.10 Right Platform Railing)
5	103872	8	<ul style="list-style-type: none"> BOLT, Hex head (0.375"-16 x 2.25" Grade 5)
6	104606	8	<ul style="list-style-type: none"> NUT, Lock (0.375"-16 Grade 5 nylon)
7	124548	4	<ul style="list-style-type: none"> PIN, Quick release
8	103472	8	<ul style="list-style-type: none"> WASHER, Flat (3/8")

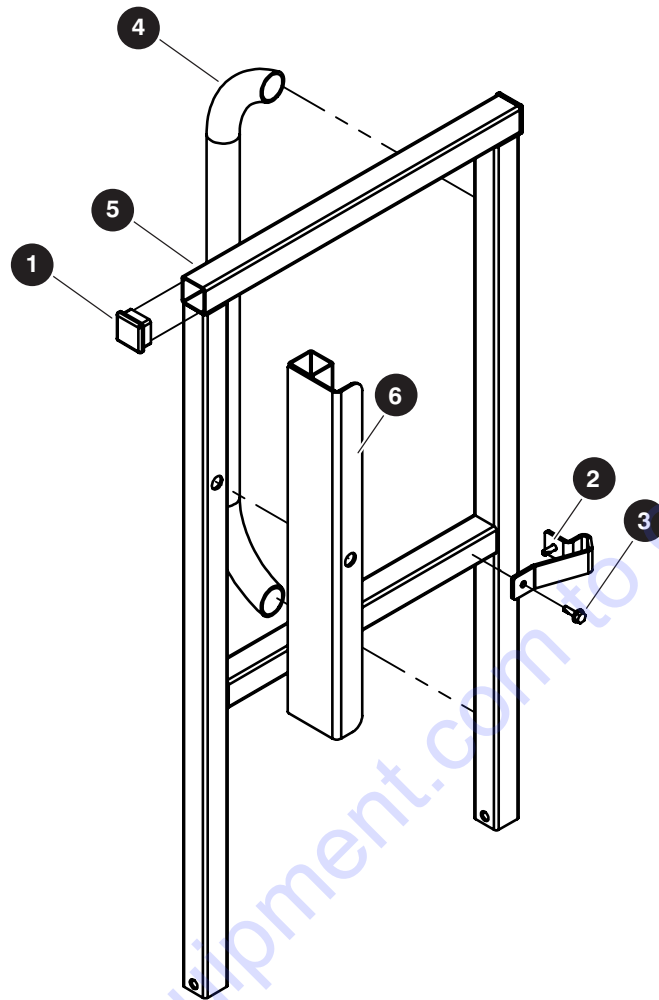
1.7 Left Rear Platform Railing



M135885AA

Index No.	Skyjack Part No.	Qty.	Description
-	135885	1	LEFT REAR PLATFORM RAILING
1	100702	2	• CAP, Plastic end
-	135876	1	• RAILING WELDMENT, Left rear platform
2	136023	1	• • HANDLE BAR, Tube
3	138008	1	• • RAILING WELDMENT, Rear platform
4	138009	1	• • CATCH WELDMENT, Platform railing

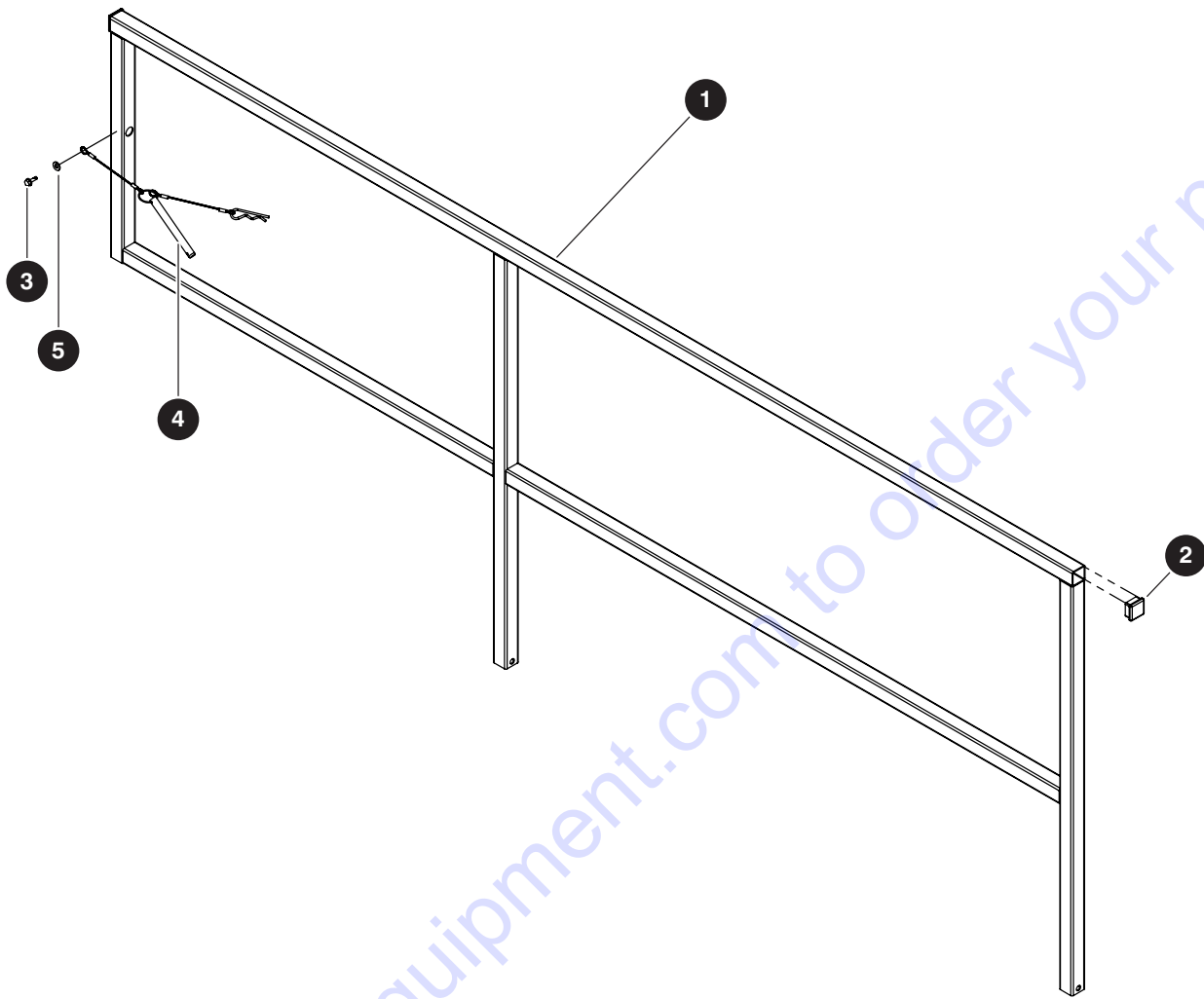
1.8 Right Rear Platform Railing



M135884AA

Index No.	Skyjack Part No.	Qty.	Description
-	135884	1	RIGHT REAR PLATFORM RAILING
1	100702	2	• CAP, Plastic end
2	136302	1	• PLATE, Gate latch stop
3	103632	2	• SCREW, Hex head self-tapping (1/4"-14 x 3/4")
-	135875	1	• RAILING WELDMENT, Right rear platform
4	136023	1	• • TUBE, Handle bar
5	138008	1	• • RAILING WELDMENT, Rear platform
6	138009	1	• • CATCH WELDMENT, Platform railing

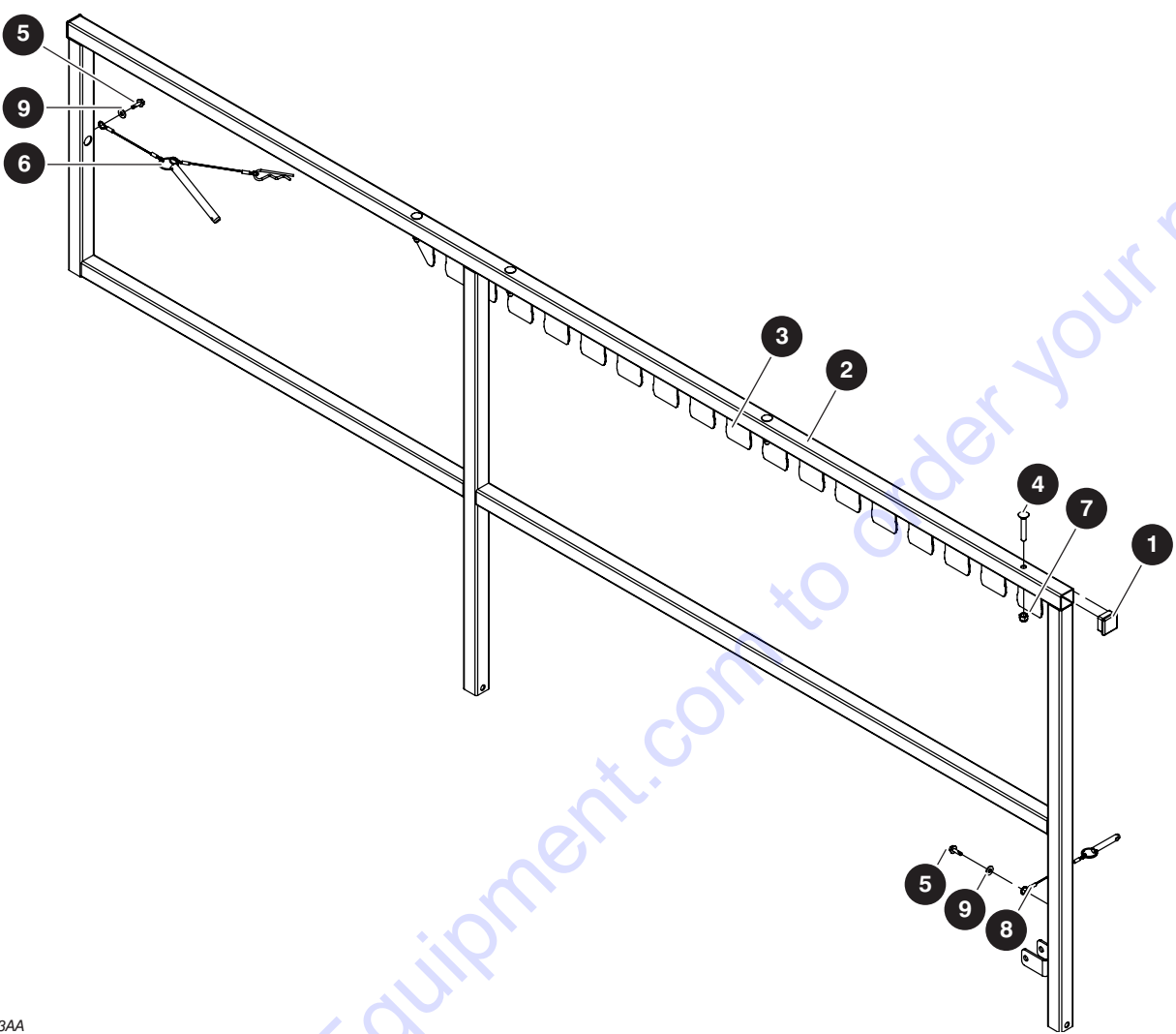
1.9 Left Platform Railing



M135883AA

Index No.	Skyjack Part No.	Qty.	Description
-	135882	1	LEFT PLATFORM RAILING
1	135874	1	• • RAILING WELDMENT, Left platform
2	100702	2	• • CAP, Plastic end
3	103632	1	• • SCREW, Hex head self-tapping (1/4"-14 x 3/4")
4	137217	1	• • RING PIN ASSEMBLY
	138011	1	• • • RING PIN, With 6" lanyard
	138012	1	• • • COTTER PIN, With 6" lanyard
5	103995	1	• • WASHER, Flat (0.25")

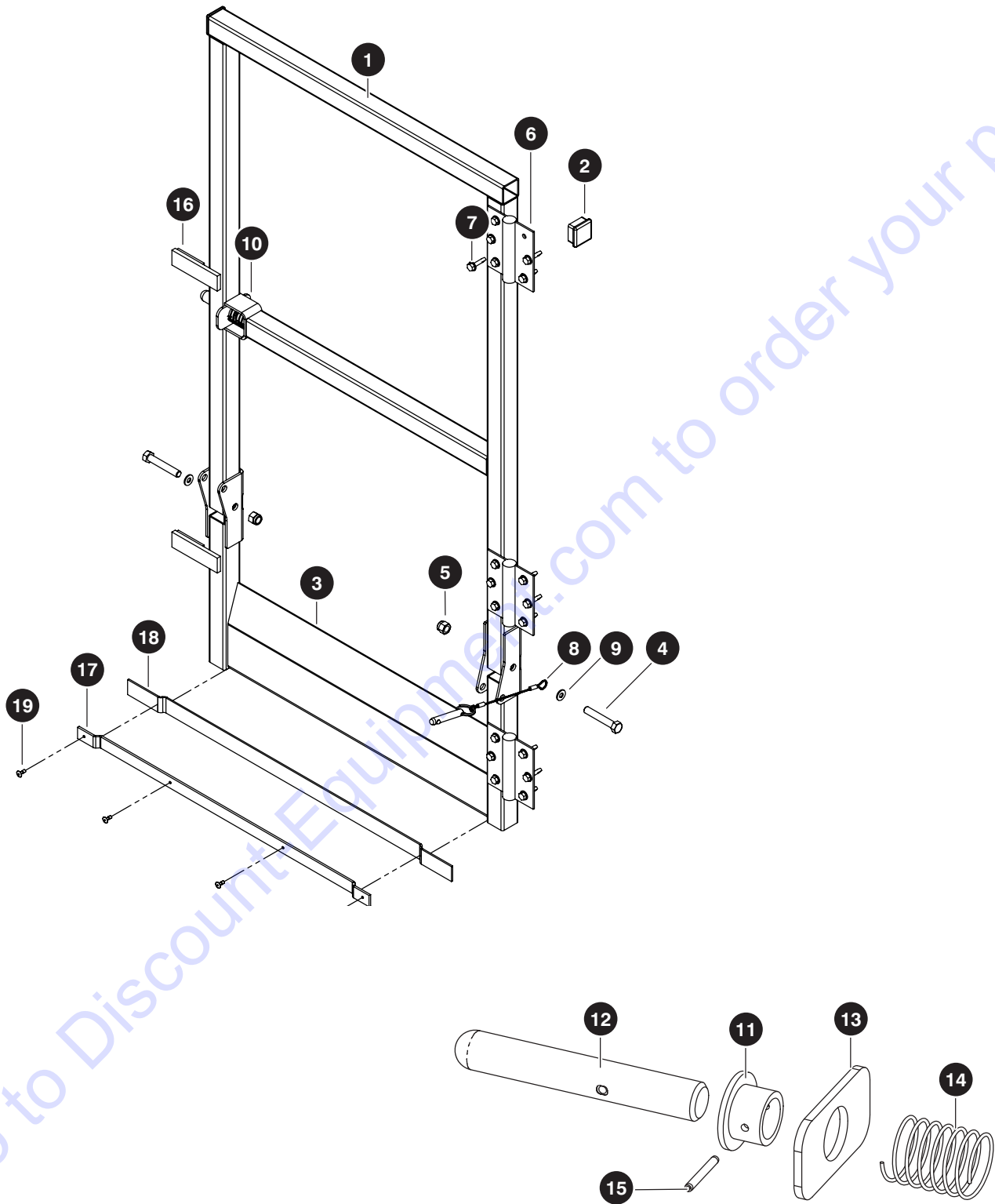
1.10 Right Platform Railing



M135883AA

Index No.	Skyjack Part No.	Qty.	Description
-	135883	1	RIGHT PLATFORM RAILING
1	100702	2	• CAP, Plastic end
2	137452	1	• RAILING WELDMENT, Right platform
3	136303	1	• PLATE, Extension lock
4	127437	4	• CARRIAGE BOLT (5/16"-18 x 2", Grade 5)
5	103632	2	• BOLT, Self-tapping hex head (0.25"-14 x 0.75")
6	137217	1	• RING PIN ASSEMBLY
	138011	1	• • RING PIN, With 6" lanyard
	138012	1	• • COTTER PIN, With 6" lanyard
7	103984	4	• NUT, Lock (0.313"-18 Grade 5 nylon)
8	124548	1	• PIN, Quick release
9	103995	2	• WASHER, Flat (1/4")

1.11 Gate with Sweeper



M169107AA M110824AC

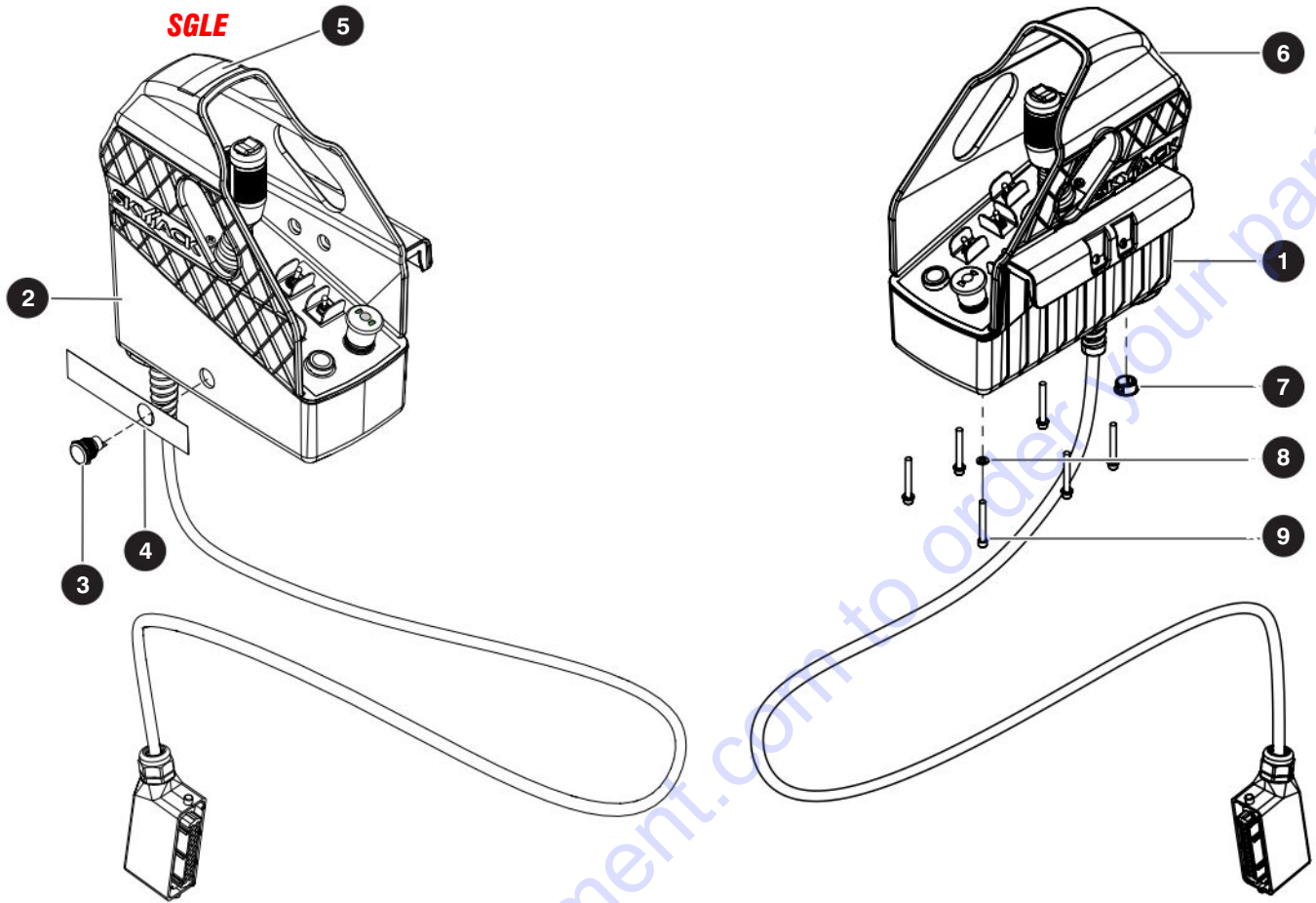
213559AA

SJ6826 RT, SJ6832 RT

1.11 Gate with Sweeper

Index No.	Skyjack Part No.	Qty.	Description
-	169107	1	GATE WITH SWEEPER
-	135846	1	• GATE ASSEMBLY
1	135877	1	• • GATE, Upper
2	100702	2	• • END CAP, Plastic
3	135878	1	• • GATE, Lower
4	103872	2	• • BOLT, Hex head (3/8"-16 x 2.25", Grade 5)
5	104606	2	• • NUT, Hex nylon lock (3/8"-16, Grade 5)
6	209527	3	• • HINGE, Spring
7	112329	18	• • SCREW, Hex head self tapping (1/4"-14 x 3/4")
8	124548	1	• • QUICK RELEASE LARGE LOOP PIN
	105807	1	• • • LANYARD, Plastic coated (6")
	100509	1	• • • PIN, Quick release (3/8" diameter x 1.688")
9	103995	2	• • WASHER, Flat (1/4")
10	110824	1	• • LATCH, Door spring pin
11	105312	1	• • • BED, Latch
12	109377	1	• • • PIN, Latch (0.625" x 4.187")
13	105307	1	• • • HANDLE, Latch
14	103107	1	• • • SPRING, Compression
15	100950	1	• • • PIN, Spring (0.125" x 1.00")
16	125577	2	• • BUMPER, Door
17	169106	1	• PLATE, Rubber sweeper clamp
18	169105	1	• STRIP, Rubber
19	119945	4	• RIVET, Large aluminum pop

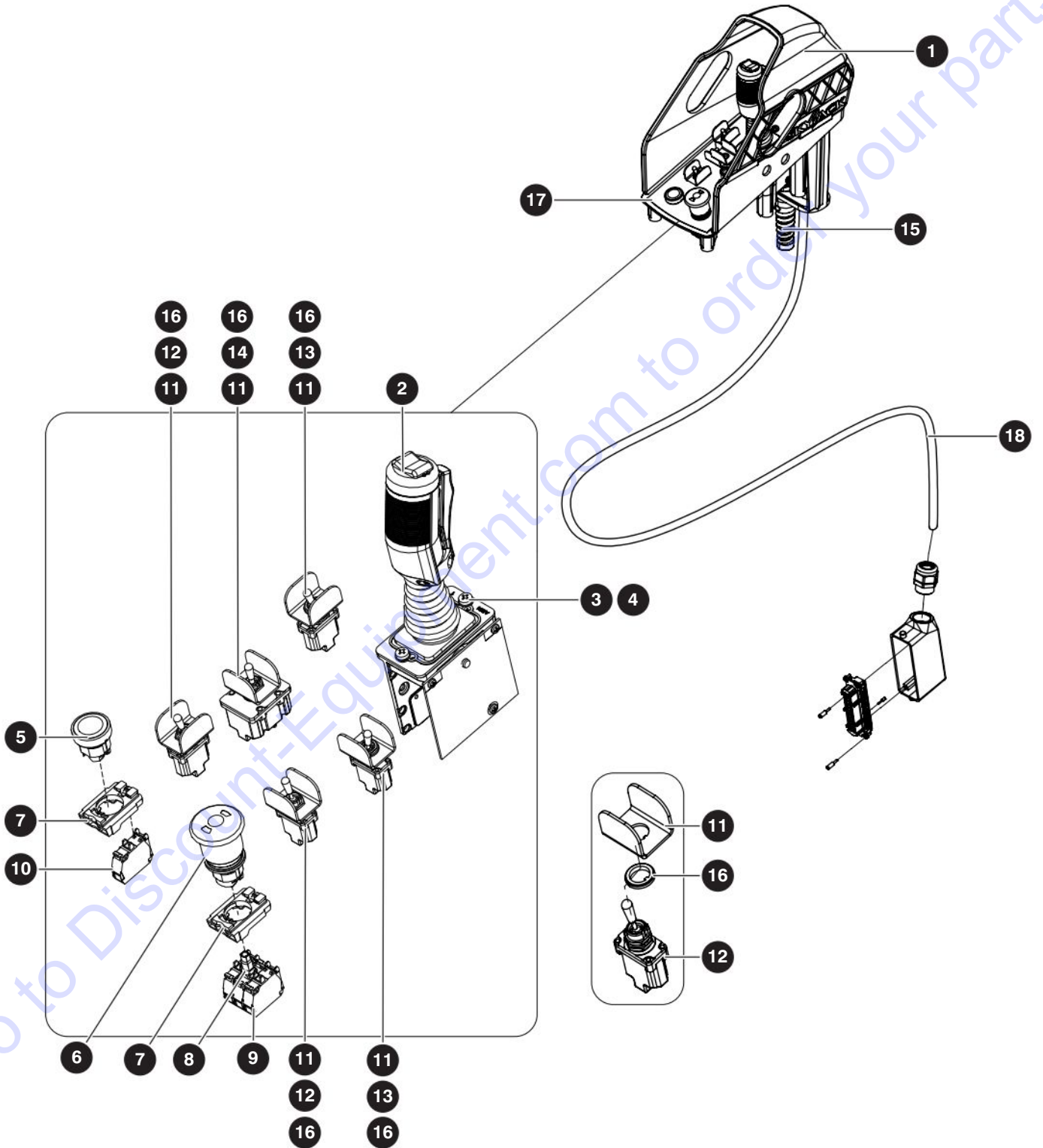
1.12 SJ68XX RT Control Box Base



M195492AA

Index No.	Skyjack Part No.	Qty.	Description
A	195492	1	SJ68XX RT CONTROL BOX
B	230074	1	SJ68XX RT CONTROL BOX - SGLE
1	196205	1	• BASE, Control Box A
	230075	1	• BASE, Control Box B
2	220965	1	• • BASE, Platform controls - SGLE
3	220498	1	• • PUSHBUTTON - SGLE
4	172788	1	• • LABEL, SGLE Enable
5	172788	1	• • LABEL, SGLE
6	(Ref.)	1	• COVER, Control Box A (For components, refer to Section 1.13 SJ68XX RT Control Box Cover)
	(Ref.)	1	• COVER, Control Box B (For components, refer to Section 1.13 SJ68XX RT Control Box Cover)
7	102956	2	• PLUG, Snap- In Hole (7/8")
8	104000	6	• WASHER, Lock (1/4") A
	221193	6	• WASHER, Flat (#10) B
9	103943	6	• SCREW, Socket Head Cap screw (1/4"-20 x 2.000")

1.13 SJ68XX RT Control Box Cover

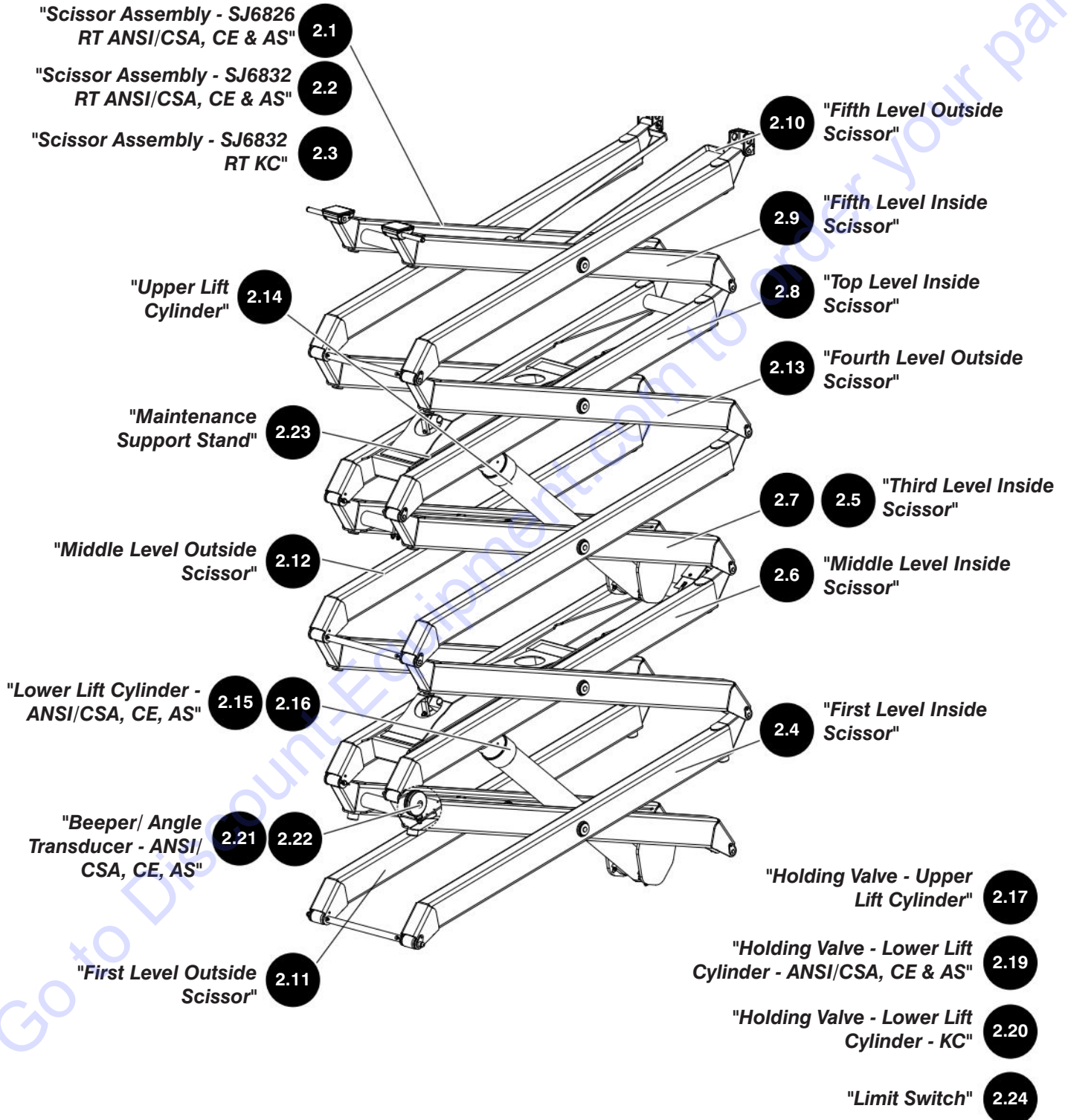


M208610AD

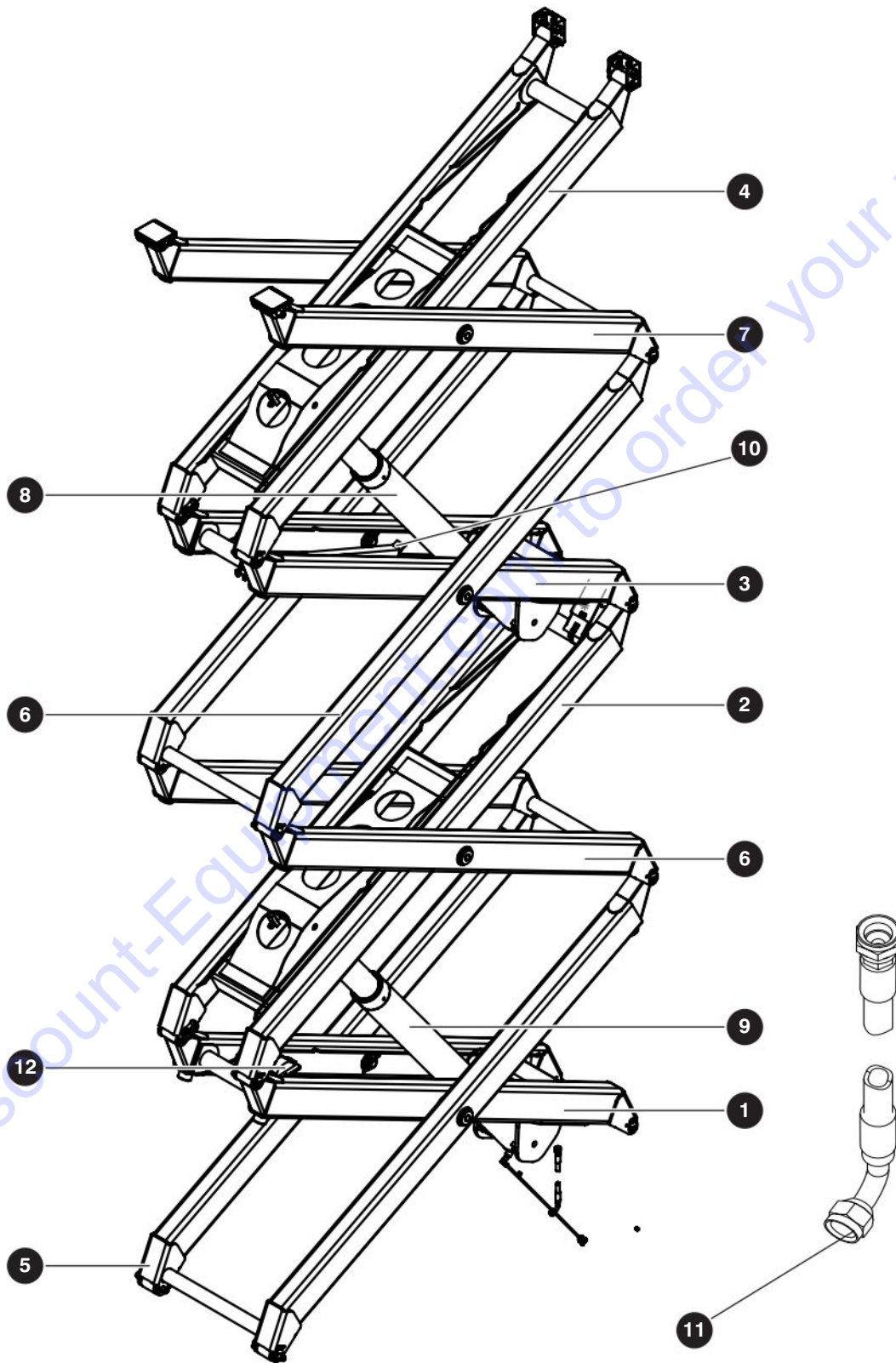
1.13 SJ68XX RT Control Box Cover

Index No.	Skyjack Part No.	Qty.	Description
A	208610	1	SJ68XX RT CONTROL BOX COVER
B	230076	1	SJ68XX RT CONTROL BOX COVER - SGLE
1	196207	1	• COVER, Control Box
-	159109	1	• JOYSTICK, 3 speed (Hall Effect)
2	159055	1	• • HANDLE, Joystick Enable
3	137225	1	• • HOUSING, Side entry (24 Pin)
4	132109	1	• • CONNECTOR, Strain relief
5	147058	1	• SWITCH HEAD, Pushbutton black
6	147051	1	• SWITCH HEAD, Emergency stop
7	147056	2	• LATCH, Mounting
8	147061	1	• BLOCK, LED red 24V
9	147053	2	• BLOCK, NC contact
10	147054	1	• BLOCK, NO contact
11	111181	5	• GUARD, Toggle switch
12	115573	2	• SWITCH, Toggle 1TL1-8
13	115574	2	• SWITCH, Toggle 1NT1-2
14	116382	1	• SWITCH, Toggle 4NT1-1
15	196141	1	• CORDGRIP, Flexible liquid tight
16	144016	5	• SEAL, Panel bushing
17	172115	1	• LABEL, 68RT control box top
18	208611	1	• WIRING, Control box A
	(Ref.)	1	• • CONTROL HARNESS, 24 pin (For components, refer to Section 6.1 Platform Control Harness)
18	230077	1	• WIRING, Control box - SGLE B
	(Ref.)	1	• • CONTROL HARNESS, 24 pin (For components, refer to Section 6.1 Platform Control Harness)

Section 2 – Scissors



2.1 Scissor Assembly - SJ6826 RT ANSI/CSA, CE & AS



M207931AA

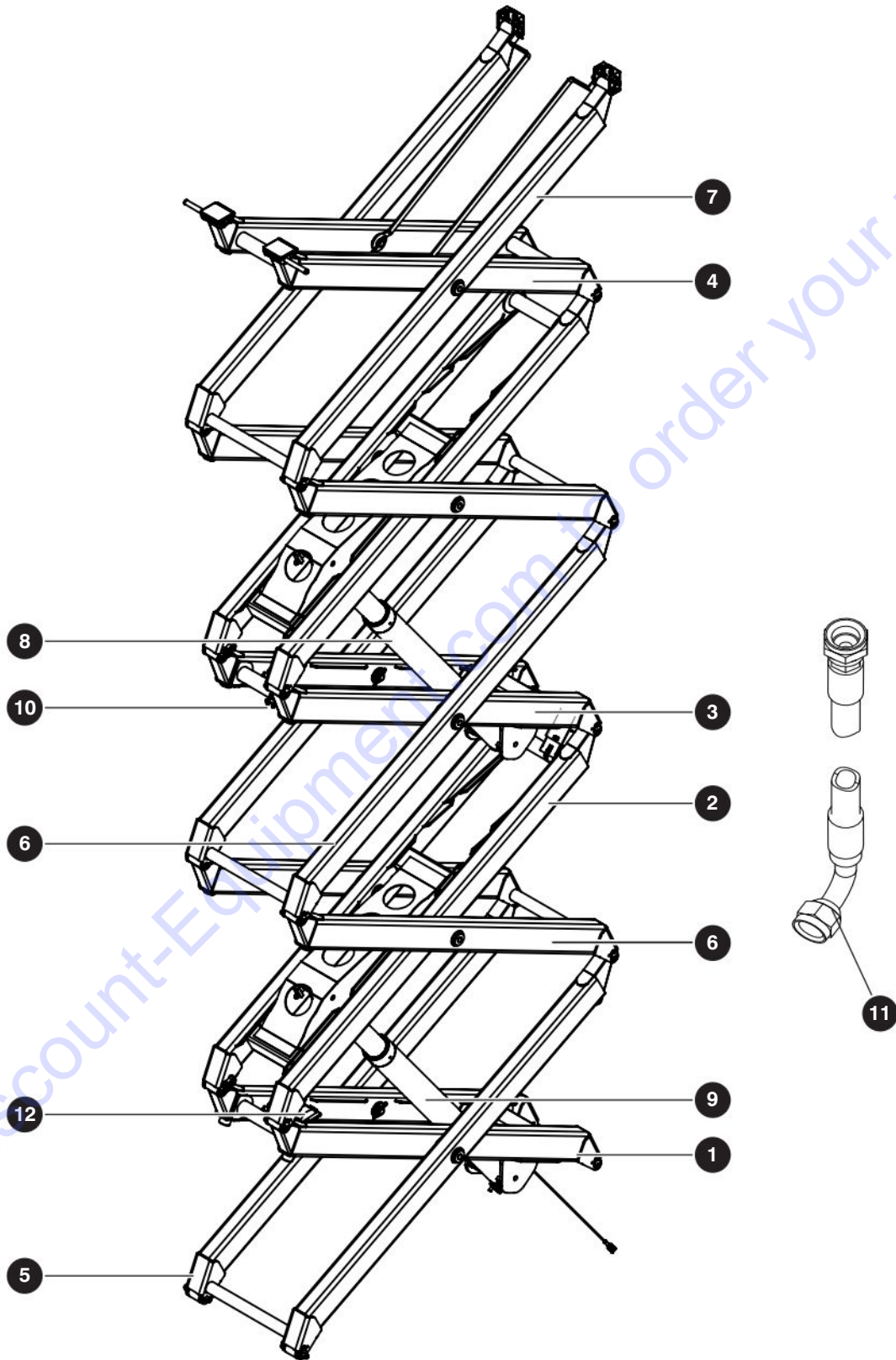
213559AA

SJ6826 RT, SJ6832 RT

2.1 Scissor Assembly - SJ6826 RT ANSI/CSA, CE & AS

Index No.	Skyjack Part No.	Qty.	Description
A	207931	1	SJ6826 RT SCISSOR ASSEMBLY - ANSI/CSA
B	207952	1	SJ6826 RT SCISSOR ASSEMBLY - CE/AS
C	213324	1	SJ6826 RT SCISSOR ASSEMBLY WITH SOFT STOP - CE/AS
1	(Ref.)	1	<ul style="list-style-type: none"> SCISSOR LEVEL, Inside (1st level) (For components, refer to Section 2.4 First Level Inside Scissor)
2	(Ref.)	1	<ul style="list-style-type: none"> SCISSOR LEVEL, Inside (middle) (For components, refer to Section 2.6 Middle Level Inside Scissor)
3	(Ref.)	1	<ul style="list-style-type: none"> SCISSOR LEVEL, Inside (3rd level) A, B (For components, refer to Section 2.7 Third Level Inside Scissor)
	(Ref.)	1	<ul style="list-style-type: none"> SCISSOR LEVEL, Inside (3rd level) C (For components, refer to Section 2.5 Third Level Inside Scissor - Soft Stop)
4	(Ref.)	1	<ul style="list-style-type: none"> SCISSOR LEVEL, Inside (top) (For components, refer to Section 2.8 Top Level Inside Scissor)
5	(Ref.)	1	<ul style="list-style-type: none"> SCISSOR LEVEL, Outside (1st level) (For components, refer to Section 2.11 First Level Outside Scissor)
6	(Ref.)	2	<ul style="list-style-type: none"> SCISSOR LEVEL, Outside (middle) (For components, refer to Section 2.12 Middle Level Outside Scissor)
7	(Ref.)	1	<ul style="list-style-type: none"> SCISSOR LEVEL, Outside (4th level) (For components, refer to Section 2.13 Fourth Level Outside Scissor)
8	(Ref.)	1	<ul style="list-style-type: none"> CYLINDER, Upper (For components, refer to Section 2.14 Upper Lift Cylinder)
9	(Ref.)	1	<ul style="list-style-type: none"> CYLINDER, Lower (For components, refer to Section 2.15 Lower Lift Cylinder - ANSI/CSA, CE, AS)
10	(Ref.)	1	<ul style="list-style-type: none"> STAND, Maintenance support (For components, refer to Section 2.23 Maintenance Support Stand)
11	102635	1	<ul style="list-style-type: none"> HOSE, Scissors
12	(Ref.)	1	<ul style="list-style-type: none"> BEEPER/ ANGLE TRANSDUCER (For components, refer to Section 2.21 Beeper/ Angle Transducer - ANSI/CSA, CE, AS)

2.2 Scissor Assembly - SJ6832 RT ANSI/CSA, CE & AS



M207969AA

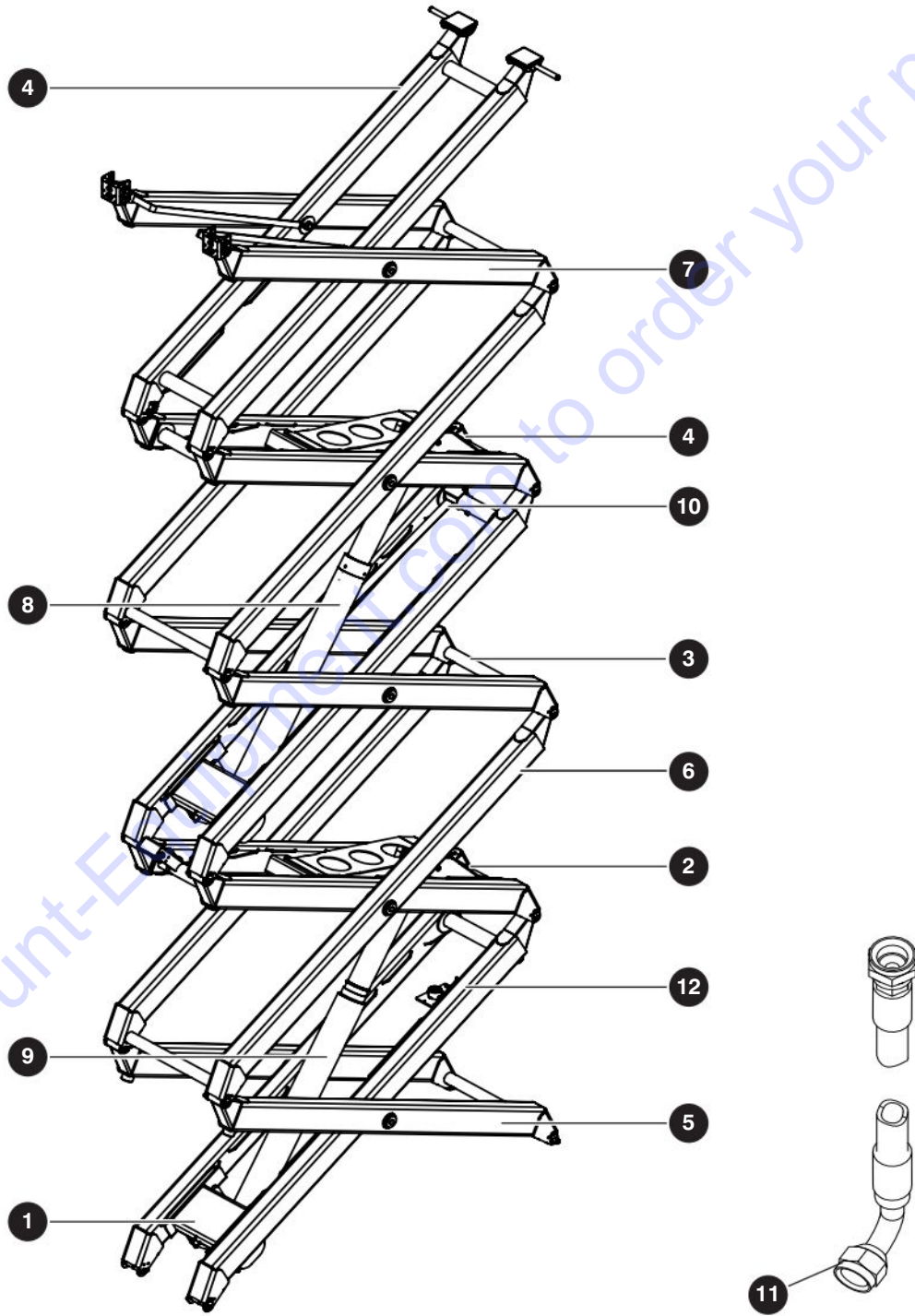
213559AA

SJ6826 RT, SJ6832 RT

2.2 Scissor Assembly - SJ6832 RT ANSI/CSA, CE & AS

Index No.	Skyjack Part No.	Qty.	Description
A	207969	1	SJ6832 RT SCISSOR ASSEMBLY - ANSI/CSA
B	207986	1	SJ6832 RT SCISSOR ASSEMBLY - CE/AS
C	213326	1	SJ6832 RT SCISSOR ASSEMBLY WITH SOFT STOP - CE/AS
1	(Ref.)	1	<ul style="list-style-type: none"> SCISSOR LEVEL, Inside (1st level) (For components, refer to Section 2.4 First Level Inside Scissor)
2	(Ref.)	2	<ul style="list-style-type: none"> SCISSOR LEVEL, Inside (middle) (For components, refer to Section 2.6 Middle Level Inside Scissor)
3	(Ref.)	1	<ul style="list-style-type: none"> SCISSOR LEVEL, Inside (3rd level) A, B (For components, refer to Section 2.7 Third Level Inside Scissor)
	(Ref.)	1	<ul style="list-style-type: none"> SCISSOR LEVEL, Inside (3rd level) C (For components, refer to Section 2.5 Third Level Inside Scissor - Soft Stop)
4	(Ref.)	1	<ul style="list-style-type: none"> SCISSOR LEVEL, Inside (5th level) (For components, refer to Section 2.9 Fifth Level Inside Scissor)
5	(Ref.)	1	<ul style="list-style-type: none"> SCISSOR LEVEL, Outside (1st level) (For components, refer to Section 2.11 First Level Outside Scissor)
6	(Ref.)	3	<ul style="list-style-type: none"> SCISSOR LEVEL, Outside (middle) (For components, refer to Section 2.12 Middle Level Outside Scissor)
7	(Ref.)	1	<ul style="list-style-type: none"> SCISSOR LEVEL, Outside (5th level) (For components, refer to Section 2.10 Fifth Level Outside Scissor)
8	(Ref.)	1	<ul style="list-style-type: none"> CYLINDER, Upper (For components, refer to Section 2.14 Upper Lift Cylinder)
9	(Ref.)	1	<ul style="list-style-type: none"> CYLINDER, Lower (For components, refer to Section 2.15 Lower Lift Cylinder - ANSI/CSA, CE, AS)
10	(Ref.)	1	<ul style="list-style-type: none"> STAND, Maintenance support (For components, refer to Section 2.23 Maintenance Support Stand)
11	102635	1	<ul style="list-style-type: none"> HOSE, Scissors
12	(Ref.)	1	<ul style="list-style-type: none"> BEEPER/ ANGLE TRANSDUCER (For components, refer to Section 2.21 Beeper/ Angle Transducer - ANSI/CSA, CE, AS)

2.3 Scissor Assembly - SJ6832 RT KC



M207993AA

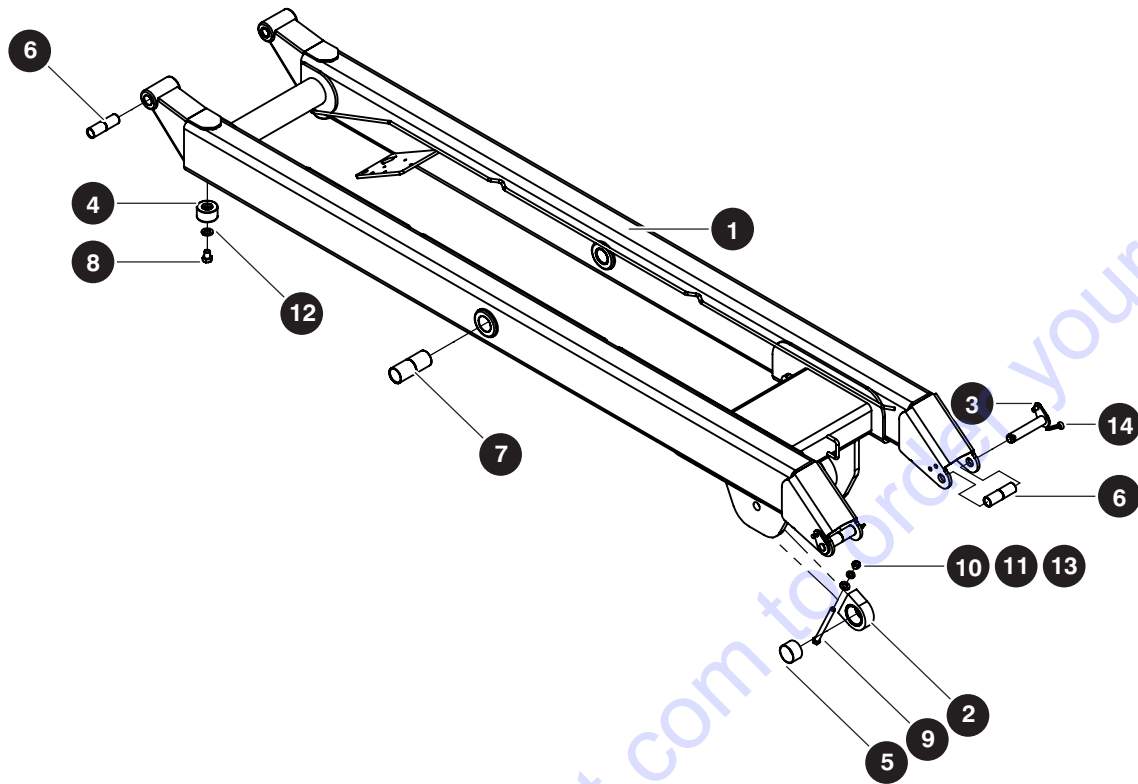
213559AA

SJ6826 RT, SJ6832 RT

2.3 Scissor Assembly - SJ6832 RT KC

Index No.	Skyjack Part No.	Qty.	Description
-	207993	1	SCISSOR ASSEMBLY - KC
1	(Ref.)	1	<ul style="list-style-type: none"> SCISSOR LEVEL, Inside (1st level) (For components, refer to Section 2.4 First Level Inside Scissor)
2	(Ref.)	2	<ul style="list-style-type: none"> SCISSOR LEVEL, Inside (middle) (For components, refer to Section 2.6 Middle Level Inside Scissor)
3	(Ref.)	1	<ul style="list-style-type: none"> SCISSOR LEVEL, Inside (3rd level) (For components, refer to Section 2.7 Third Level Inside Scissor)
4	(Ref.)	1	<ul style="list-style-type: none"> SCISSOR LEVEL, Inside (5th level) (For components, refer to Section 2.9 Fifth Level Inside Scissor)
5	(Ref.)	1	<ul style="list-style-type: none"> SCISSOR LEVEL, Outside (1st level) (For components, refer to Section 2.11 First Level Outside Scissor)
6	(Ref.)	3	<ul style="list-style-type: none"> SCISSOR LEVEL, Outside (middle) (For components, refer to Section 2.12 Middle Level Outside Scissor)
7	(Ref.)	1	<ul style="list-style-type: none"> SCISSOR LEVEL, Outside (5th level) (For components, refer to Section 2.10 Fifth Level Outside Scissor)
8	(Ref.)	1	<ul style="list-style-type: none"> CYLINDER, Upper (For components, refer to Section 2.14 Upper Lift Cylinder)
9	(Ref.)	1	<ul style="list-style-type: none"> CYLINDER, Lower (For components, refer to Section 2.16 Lower Lift Cylinder - KC)
10	(Ref.)	1	<ul style="list-style-type: none"> STAND, Maintenance support (For components, refer to Section 2.23 Maintenance Support Stand)
11	102635	1	<ul style="list-style-type: none"> HOSE, Scissors
12	(Ref.)	1	<ul style="list-style-type: none"> BEEPER (For components, refer to Section 2.22 Beeper - KC)

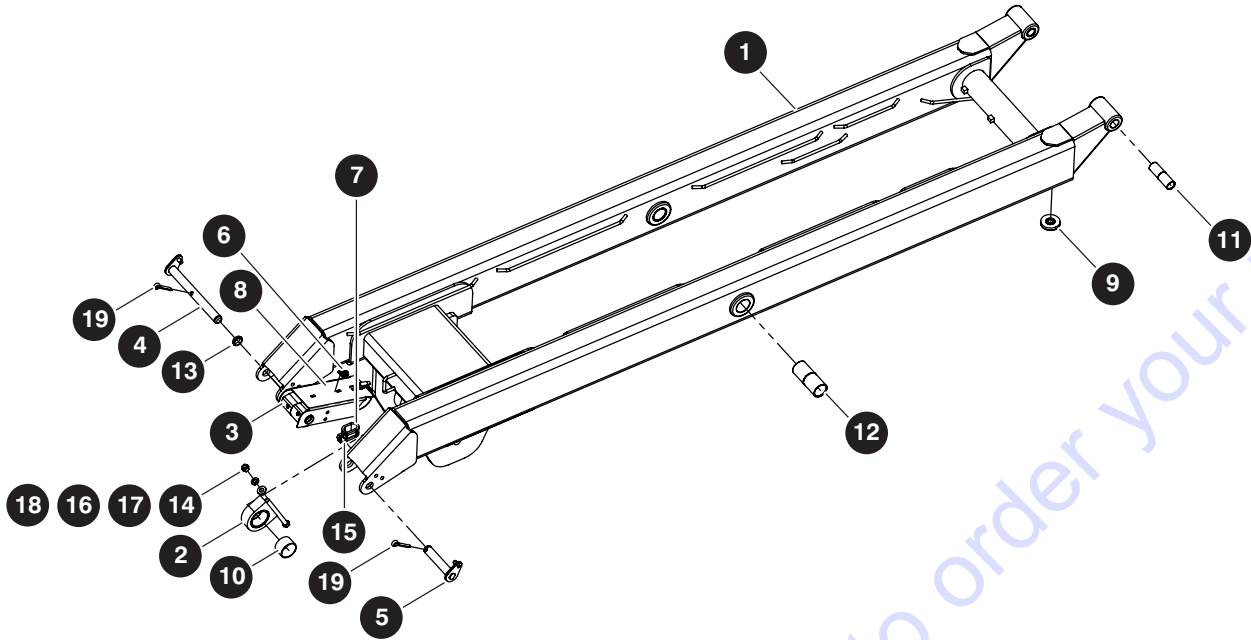
2.4 First Level Inside Scissor



M207899AA

Index No.	Skyjack Part No.	Qty.	Description
-	207899	1	FIRST LEVEL INSIDE SCISSOR
1	207755	1	• SCISSOR WELDMENT, First Level Inside
2	220457	2	• BUSHING, Insert moulded block
3	120958	2	• PIN, (3/4" diameter x 4")
4	130840	2	• BUMPER
5	100904	2	• BUSHING, (1.5" Inner diameter x 1.0")
6	123430	8	• BUSHING, Fiberglide (3/4" Inner diameter x 1.5")
7	123431	4	• BUSHING, Fiberglide (1.25" x 1.8125")
8	123713	2	• BOLT, Hex head (M12 x 1.25 x 16 mm Grade 9.8)
9	103913	2	• BOLT, Hex head (3/8"-16 x 4 1/2" Grade 5)
10	103472	2	• WASHER Flat (3/8")
11	103999	2	• WASHER, Lock (3/8")
12	600426	2	• WASHER, Flat (M12, plated DIN 125)
13	103978	2	• NUT, Hex head (3/8"-16, Grade 5)
14	121874	2	• PIN, Cotter (1/4" diameter x 1.5")

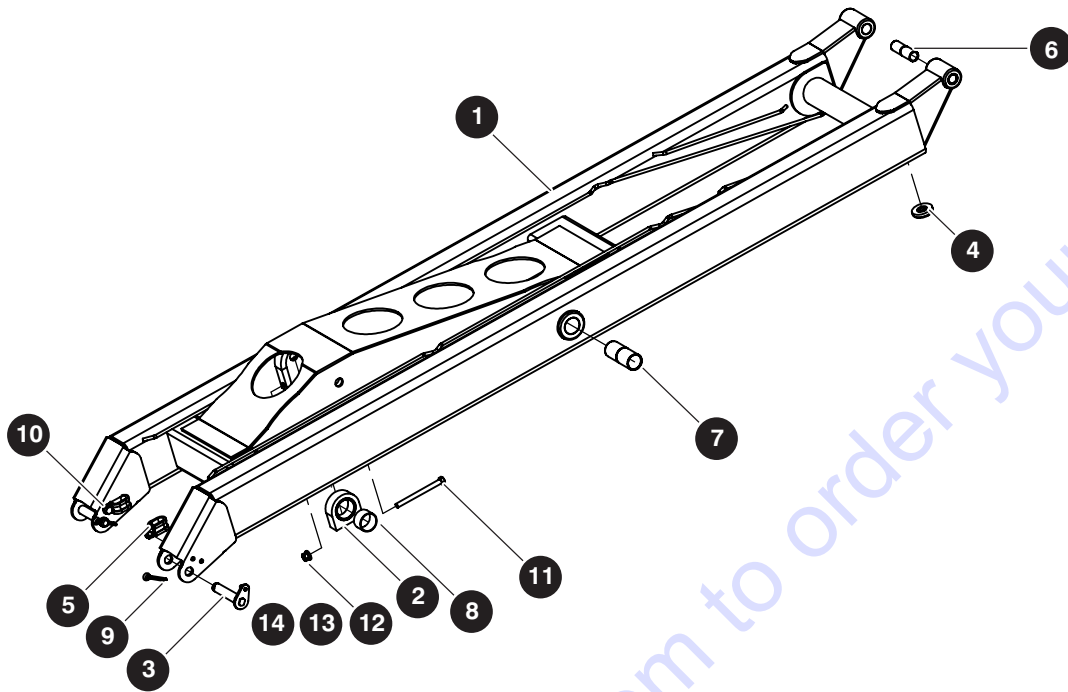
2.5 Third Level Inside Scissor - Soft Stop



M213325AA

Index No.	Skyjack Part No.	Qty.	Description
-	213325	1	THIRD LEVEL INSIDE SCISSOR - SOFT STOP
1	207878	1	• SCISSOR WELDMENT, Third Level Inside
2	220457	2	• BLOCK, Insert molded bushing
3	100967	2	• CAM, Limit switch
4	121677	1	• PIN, Limit switch
5	120958	1	• PIN, Inside scissor
6	121869	1	• CLAMP, Worm gear (2.5")
7	103078	1	• CLAMP, Double (G10)
8	123764	1	• CLIP, Single (3/8" diameter, #10)
9	121860	2	• BUMPER, Upper
10	100904	2	• BEARING, (1.500 ID x 1.625 OD x 1.000)
11	123430	4	• BEARING, (0.750 ID x 0.875 OD x 1.500)
12	123431	4	• BEARING, (1.250 ID x 1.410 OD x 1.813)
13	121908	2	• BUSHING, Snap-in (3/4")
14	103913	2	• BOLT, Hex head (3/8"-16 x 4-1/2" Grade 5)
15	122501	1	• SCREW, Hex head cap (3/8"-16 x 5/8")
16	103999	2	• WASHER, Lock (0.375")
17	103472	2	• WASHER, Flat (0.375")
18	103978	2	• WASHER, Nut (0.375"-16 Grade 5)
19	121874	2	• PIN, Cotter (1/4" diameter x 1.5")

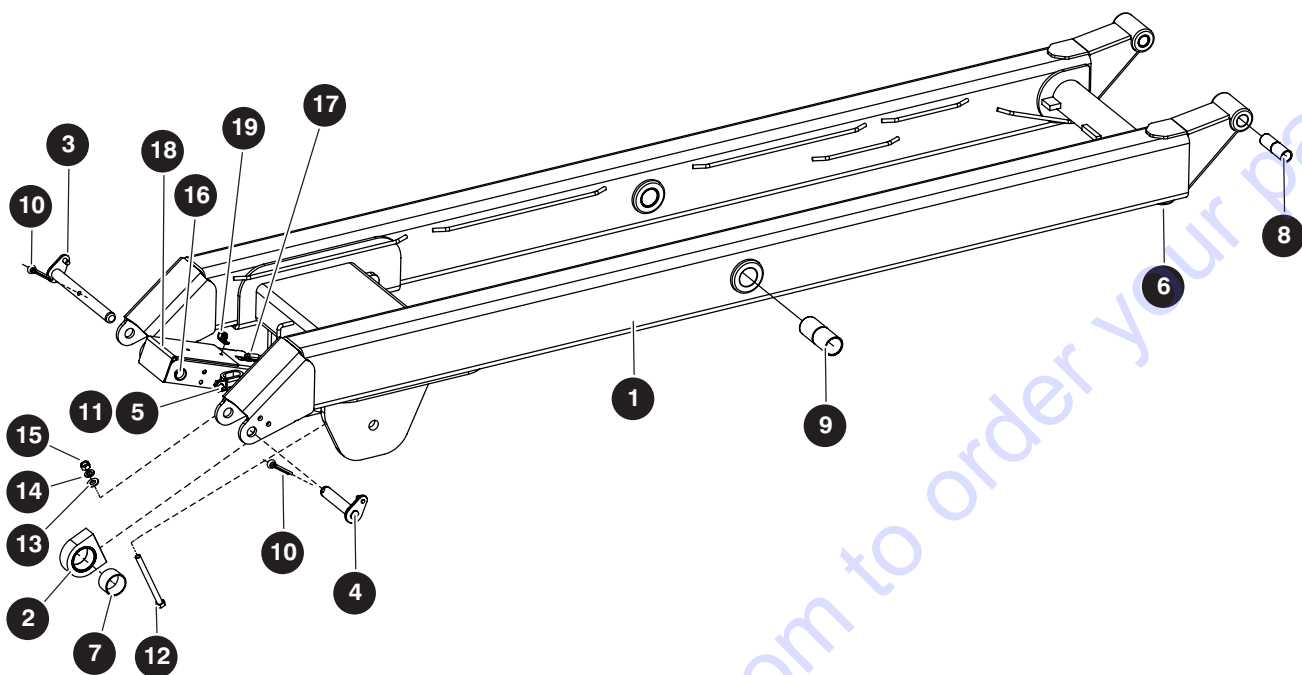
2.6 Middle Level Inside Scissor



M207909AA

Index No.	Skyjack Part No.	Qty.	Description
-	207909	1	MIDDLE LEVEL INSIDE SCISSOR
1	207834	1	• SCISSOR WELDMENT, 2 + 4 Inside
2	220457	2	• BUSHING, Insert molded block
3	120958	2	• PIN (3/4" diameter x 4") (without cable carrier weldment)
4	121860	2	• BUMPER, Scissor arm
5	103078	2	• CLAMP, Double (G10)
6	123430	4	• BUSHING, Fiberglide (3/4" Inner diameter x 1.5")
7	123431	4	• BUSHING, Fiberglide (1.25" x 1.8125")
8	100904	2	• BUSHING
9	121874	2	• PIN, Cotter (1/4" diameter x 1.5")
10	122501	2	• SCREW, Hex head cap (3/8"-16 5/8)
11	103913	2	• BOLT, Hex head (3/8"-16 X 4.500 Grade 5)
12	103472	2	• WASHER, Flat (3/8")
13	103999	2	• WASHER, Lock (3/8")
14	103978	2	• NUT, Hex head (3/8"-16, Grade 5)

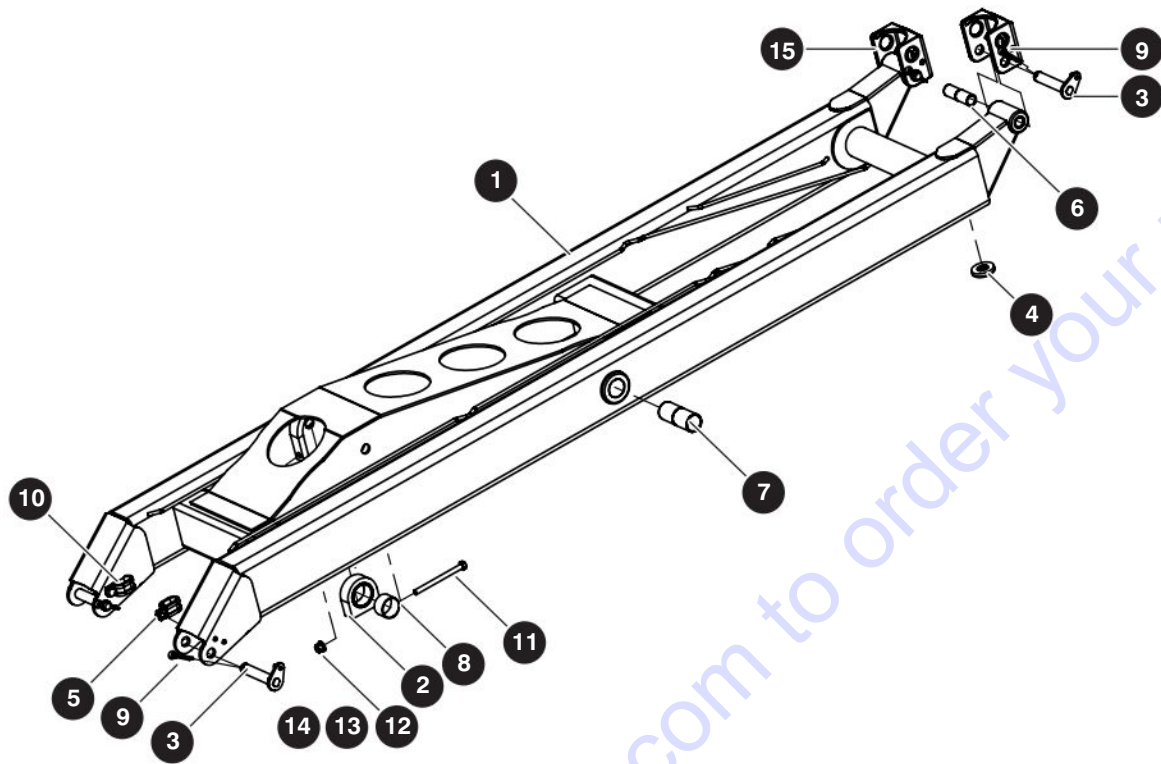
2.7 Third Level Inside Scissor



M207912AA

Index No.	Skyjack Part No.	Qty.	Description
-	207912	1	THIRD LEVEL INSIDE SCISSOR
1	207878	1	• SCISSOR WELDMENT, Third level Inside
2	220457	2	• BLOCK, Insert molded bushing
3	121677	1	• PIN, Limit switch
4	120958	1	• PIN, Inside scissor
5	103078	1	• CLAMP, Double (G10)
6	121860	2	• BUMPER, Upper
7	100904	2	• BEARING, (1.500 ID x 1.625 OD x 1.000)
8	123430	4	• BEARING, (0.750 ID x 0.875 OD x 1.500)
9	123431	4	• BEARING, (1.250 ID x 1.410 OD x 1.813)
10	121874	2	• PIN, Cotter (1/4" x 1-1/2" lg)
11	122501	1	• SCREW, Hex head cap (3/8"-16 x 5/8")
12	103913	2	• BOLT, Hex head (3/8"-16 x 4 1/2" Grade 5)
13	103472	2	• WASHER, Flat (0.375")
14	103999	2	• WASHER, Lock (0.375")
15	103978	2	• WASHER, Nut (0.375"-16 Grade 5)
16	121908	2	• BUSHING, Snap-in (3/4")
17	121869	1	• CLAMP, Hose (2.5)
18	100967	1	• CAM, Switch
19	123764	1	• CLIP, Single (3/8" diameter, #10)

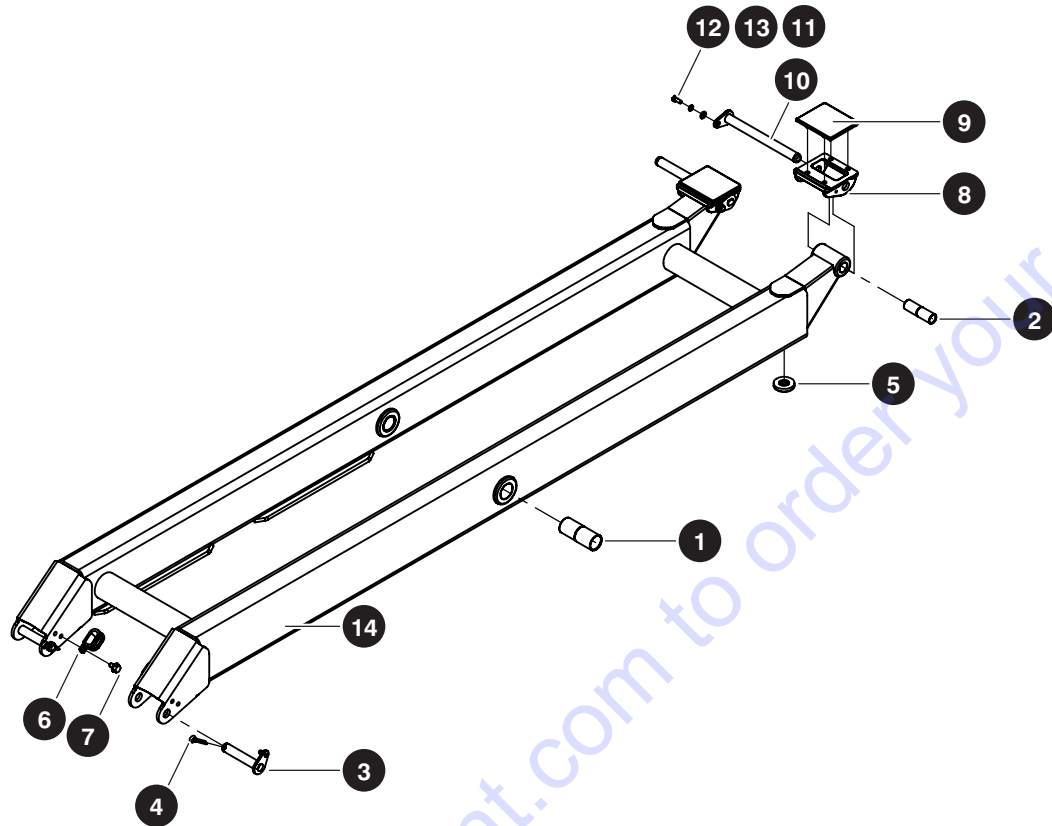
2.8 Top Level Inside Scissor



M208618AA

Index No.	Skyjack Part No.	Qty.	Description
-	208618	1	TOP LEVEL INSIDE SCISSOR
1	207834	1	• SCISSOR WELDMENT, Top level Inside
2	220457	2	• BUSHING, Insert molded block
3	120958	4	• PIN (3/4" diameter x 4") (without cable carrier weldment)
4	121860	2	• BUMPER, Scissor arm
5	103078	2	• CLIP, Double S344G10
6	123430	4	• BUSHING, Fiberglide (3/4" Inner diameter x 1.5")
7	123431	4	• BUSHING, Fiberglide (1.25" x 1.8125")
8	100904	2	• BUSHING
9	121874	4	• COTTER PIN (1/4" x 1.25")
10	122501	2	• SCREW, Hex head cap (3/8"-16 5/8)
11	103913	2	• BOLT, Hex head (3/8"-16 x 4 1/2" Grade 5)
12	103472	2	• WASHER, Flat (0.375")
13	103999	2	• WASHER, Lock (0.375")
14	103978	2	• WASHER, Nut (0.375"-16 Grade 5)
15	134065	2	• CASTING, Platform mounting bracket

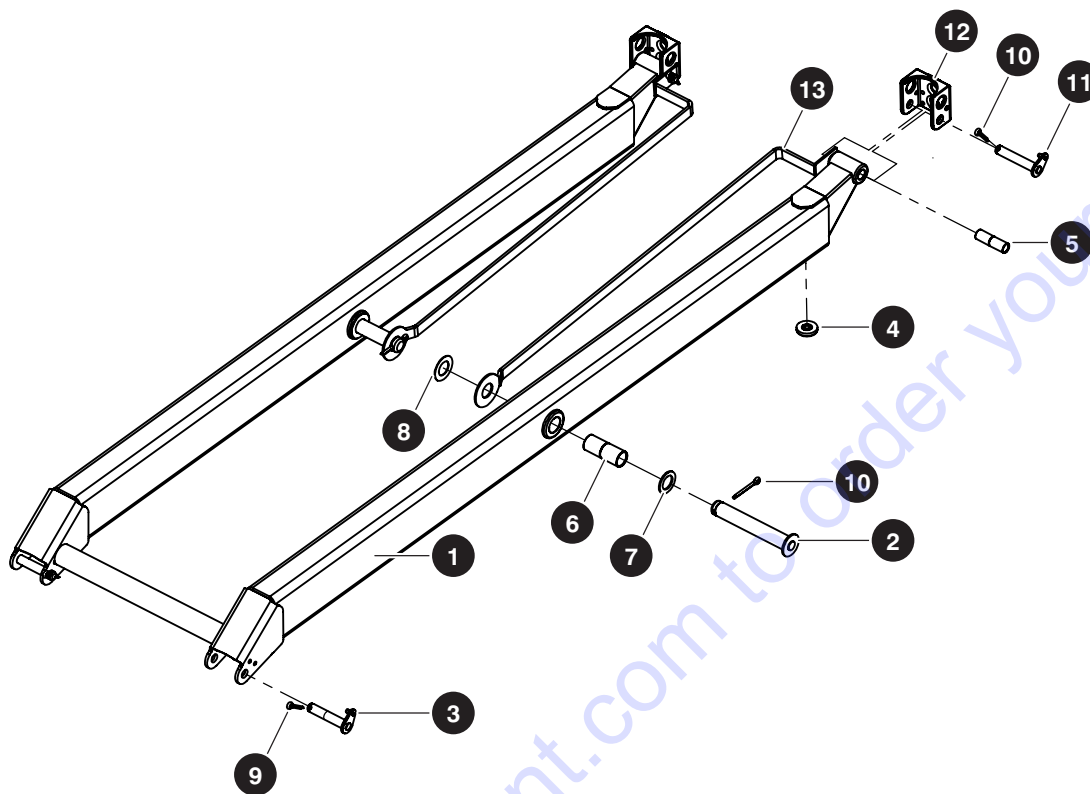
2.9 Fifth Level Inside Scissor



M207967AA

Index No.	Skyjack Part No.	Qty.	Description
-	207967	1	FIFTH LEVEL INSIDE SCISSOR
1	123431	4	• BUSHING, Fiberglide (1.25" x 1.8125")
2	123430	4	• BUSHING, Fiberglide (3/4" Inner diameter x 1.5")
3	120958	2	• PIN, Inside scissor
4	121874	2	• COTTER PIN (1/4" x 1.25")
5	121860	2	• BUMPER, Scissor arm
6	103078	2	• CLAMP, Double (G10)
7	122501	2	• SCREW, Hex head (3/8"-16 x 5/8")
8	120771	2	• BRACKET, Main platform slider
9	120772	2	• PAD, Slider
10	137207	2	• PIN, Upper slider (SJ6832 RT)
11	103995	2	• WASHER, Flat (1/4")
12	103892	2	• BOLT, Hex head (1/4"-20 x 5/8")
13	104000	2	• WASHER, Lock (1/4")
14	208634	1	• SCISSOR WELDMENT, Fifth Level Inside

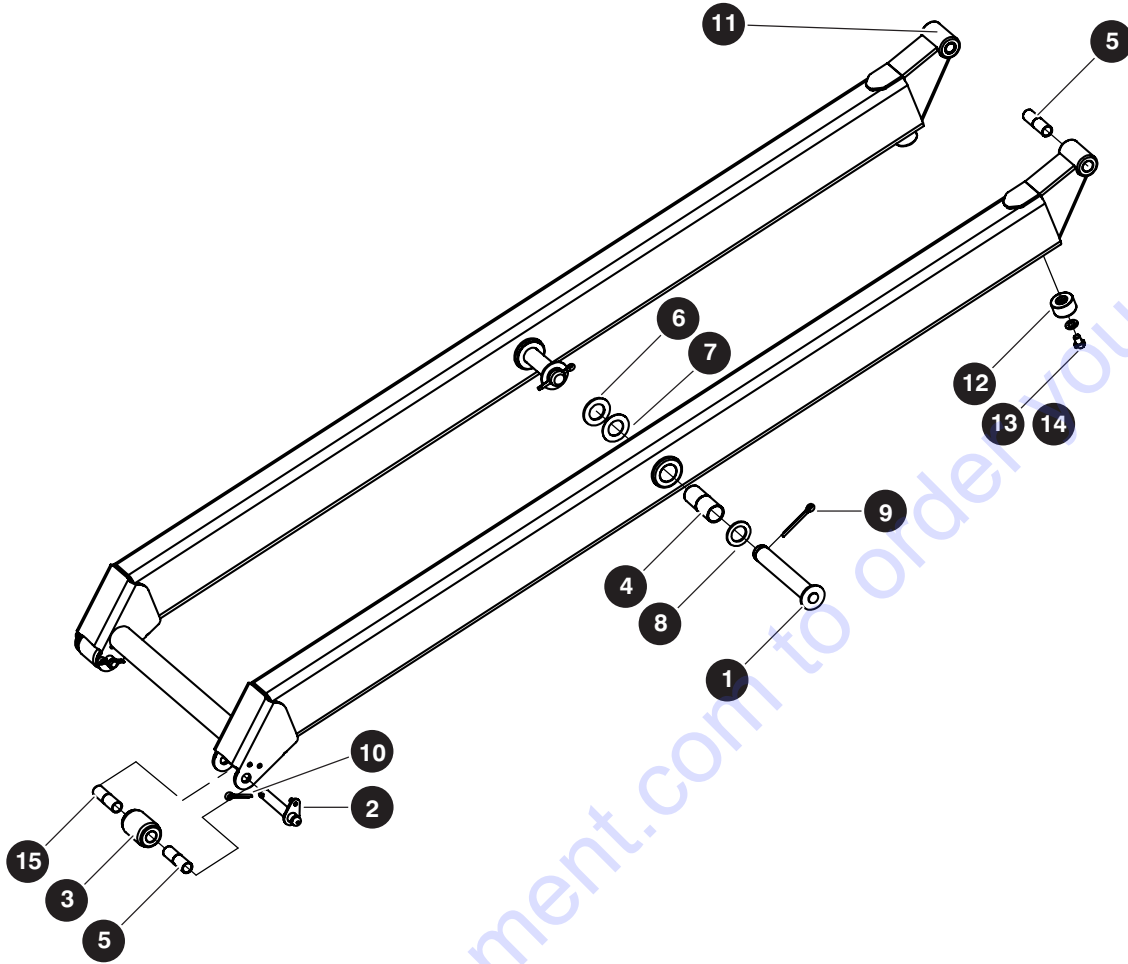
2.10 Fifth Level Outside Scissor



M207977AA

Index No.	Skyjack Part No.	Qty.	Description
-	207977	1	FIFTH LEVEL OUTSIDE SCISSOR
1	207690	1	• SCISSOR WELDMENT, Fifth level outside
2	120673	2	• PIN, Center
3	120958	2	• PIN, Inside scissor
4	121860	2	• BUMPER, Scissor arm
5	123430	4	• BUSHING, Fiberglide (3/4" Inner diameter x 1.5")
6	123431	4	• BUSHING, Fiberglide (1.25" x 1.8125")
7	101520	2	• WASHER, Nylon (2" OD x 1.28" ID x 0.12")
8	121703	2	• SPACER, Bearing Thrust Fiberglide (1.25" Inner diameter)
9	121874	4	• COTTER PIN (1/4" x 1.25")
10	121875	2	• COTTER PIN (5/16" x 2.0")
11	121676	2	• PIN (3/4" diameter x 4.25") (with cable carrier weldment)
12	134065	2	• CASTING, Platform mounting bracket
13	121907	2	• WELDMENT, Cable carrier

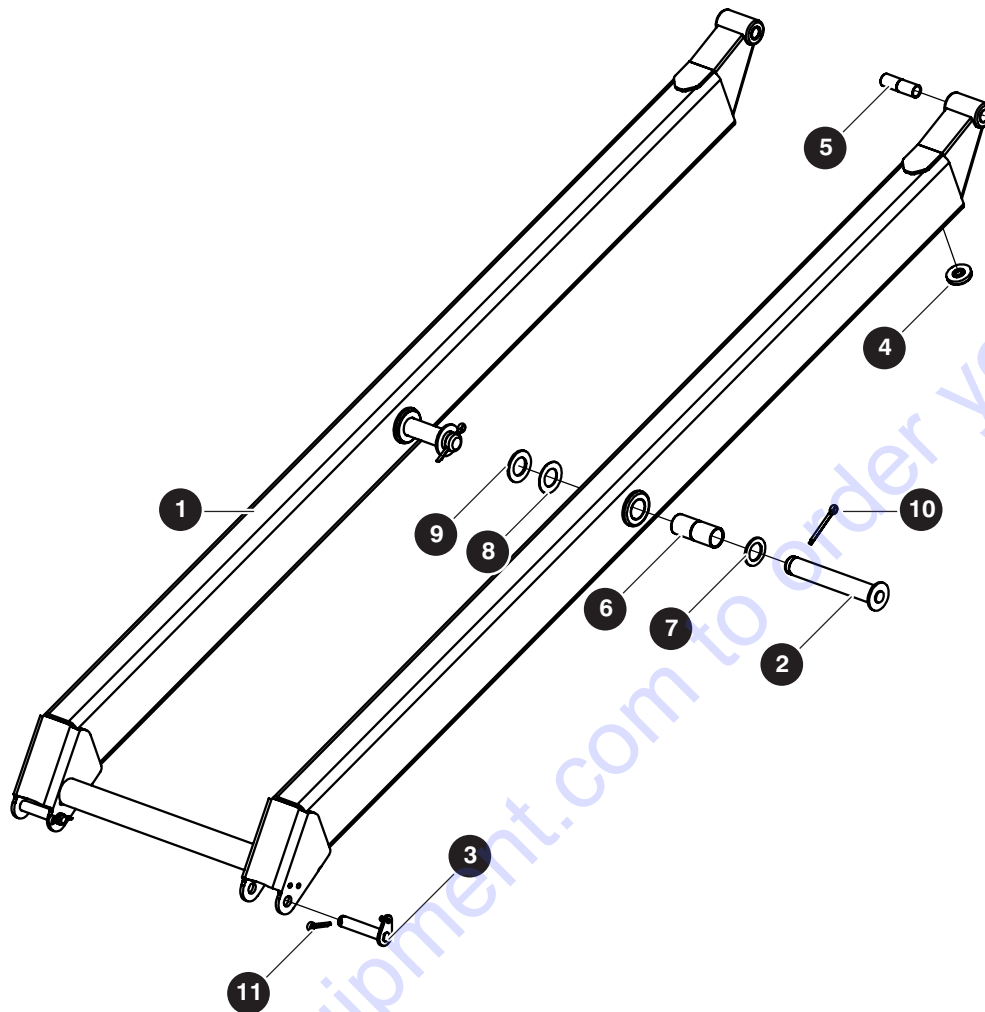
2.11 First Level Outside Scissor



M207818AA

Index No.	Skyjack Part No.	Qty.	Description
-	207818	1	FIRST LEVEL OUTISDE SCISSOR
1	120673	2	• PIN, Center
2	210201	2	• PIN, Bottom roller
3	223149	2	• ROLLER, Scissor
4	123431	4	• BUSHING, Fiberglide (1.25" x 1.8125")
5	123430	4	• BUSHING, Fiberglide (3/4" Inner diameter x 1.5")
6	122502	2	• WASHER, Flat (1-1/8" SAE)
7	121703	2	• THRUST WASHER, Fiberglide
8	101520	2	• WASHER, Nylon (2" OD x 1.28" ID x 0.12")
9	121875	2	• COTTER PIN (5/16" x 2.0")
10	121874	2	• COTTER PIN (1/4" x 1.25")
11	207690	1	• SCISSOR WELDMENT, Fifth level outside
12	130840	2	• BUMPER
13	123713	2	• BOLT, Hex head (M12 x 1.25 x 16 mm Grade 9.8)
14	600426	2	• WASHER, Flat (M12)
15	223150	4	• BUSHING, Flanged (3/4" Inner diameter x 1.5")

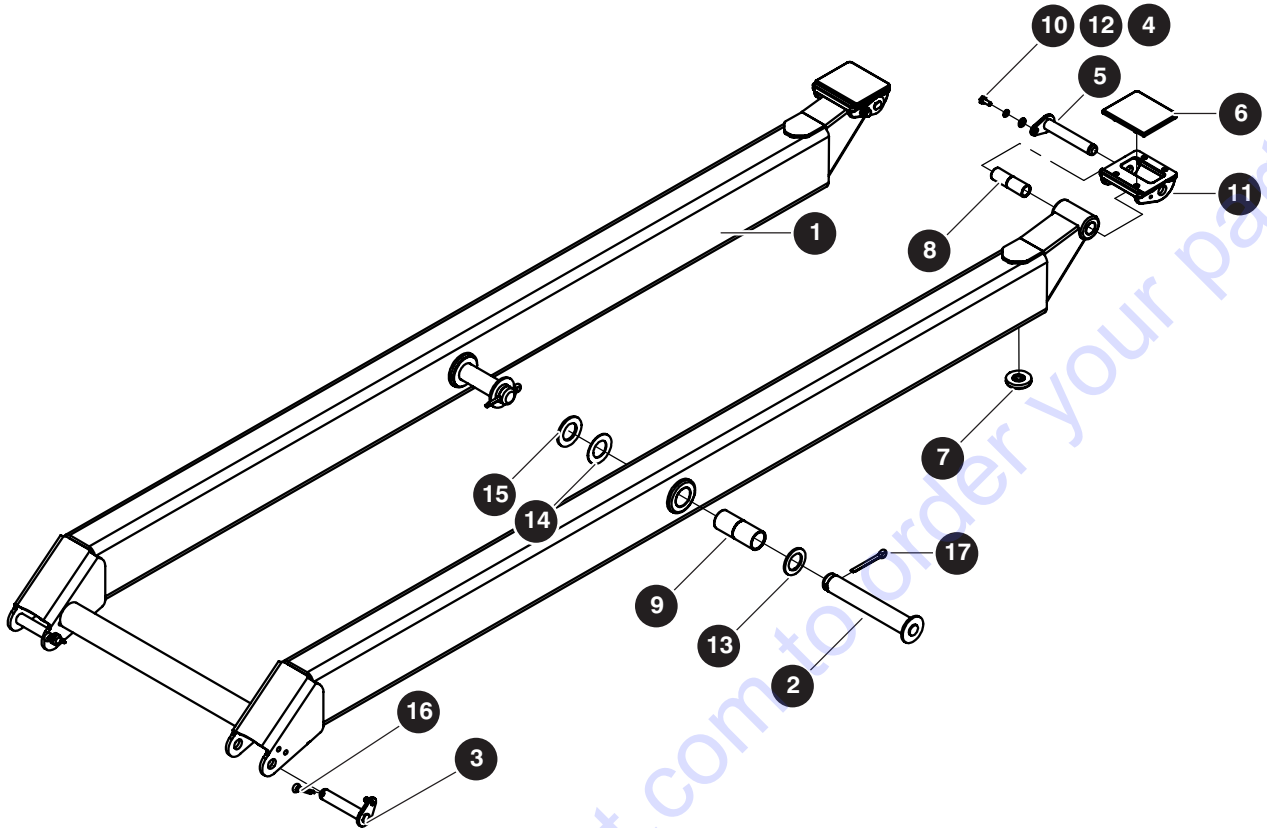
2.12 Middle Level Outside Scissor



M207884AA

Index No.	Skyjack Part No.	Qty.	Description
-	207884	1	MIDDLE LEVEL OUTSIDE SCISSOR
1	207690	1	• SCISSOR WELDMENT, Middle level outside
2	120673	2	• PIN, Center
3	120958	2	• PIN (3/4" diameter x 4") (without cable carrier weldment)
4	121860	2	• BUMPER, Scissor arm
5	123430	4	• BUSHING, Fiberglide (3/4" x 1.5")
6	123431	4	• BUSHING, Fiberglide (1.25" x 1.8125")
7	101520	2	• WASHER, Nylon (2" OD x 1.28" ID x 0.12")
8	121703	2	• THRUST WASHER, Fiberglide
9	122502	2	• WASHER, Flat (1-1/8" SAE)
10	121875	2	• PIN, Cotter (5/16" diameter x 2.0")
11	121874	2	• PIN, Cotter (1/4" diameter x 1.5")

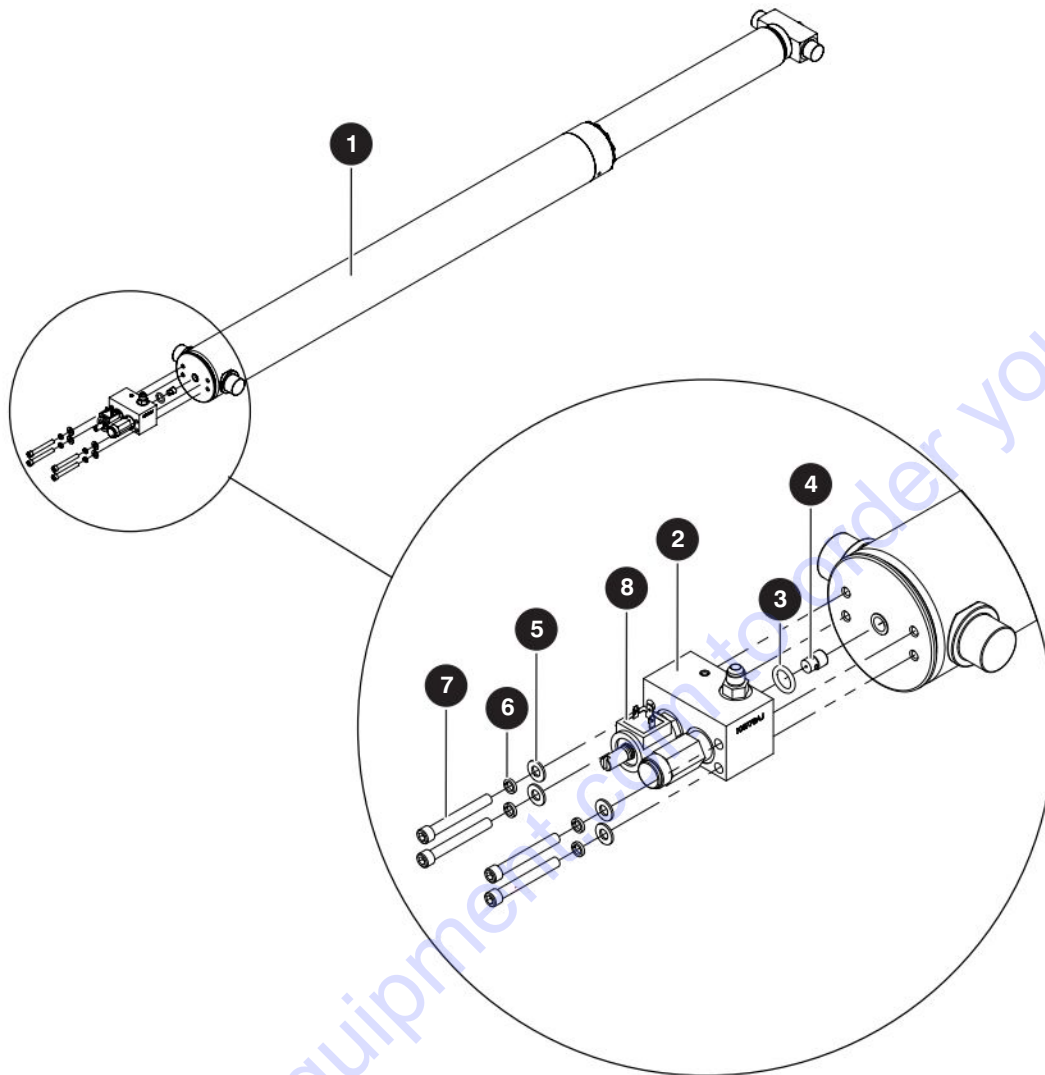
2.13 Fourth Level Outside Scissor



M207893AA

Index No.	Skyjack Part No.	Qty.	Description
-	207893	1	FOURTH LEVEL OUTSIDE SCISSOR
1	207690	1	• SCISSOR WELDMENT, Fourth level outside
2	120673	2	• PIN, Center
3	120958	2	• PIN (3/4" diameter x 4") (without cable carrier weldment)
4	103995	2	• WASHER, Flat (0.25")
5	134494	2	• PIN, Upper slider (without cable carrier weldment)
6	120772	2	• PAD, Slider
7	121860	2	• BUMPER, Scissor arm
8	123430	4	• BUSHING, Fiberglide (3/4" Inner diameter x 1.5")
9	123431	4	• BUSHING, Fiberglide (1.25" x 1.8125")
10	103892	2	• BOLT, Hex head (0.25"-20 x 0.625" Grade 5)
11	120771	2	• BRACKET, Main platform slider
12	104000	2	• WASHER, Lock (0.25")
13	101520	2	• WASHER, Nylon (2" OD x 1.28" ID x 0.12")
14	121703	2	• THRUST WASHER, Fiberglide
15	122502	2	• WASHER, Flat (1-1/8" SAE)
16	121874	2	• COTTER PIN (1/4" x 1.25")
17	121875	2	• COTTER PIN (5/16" x 2.0")

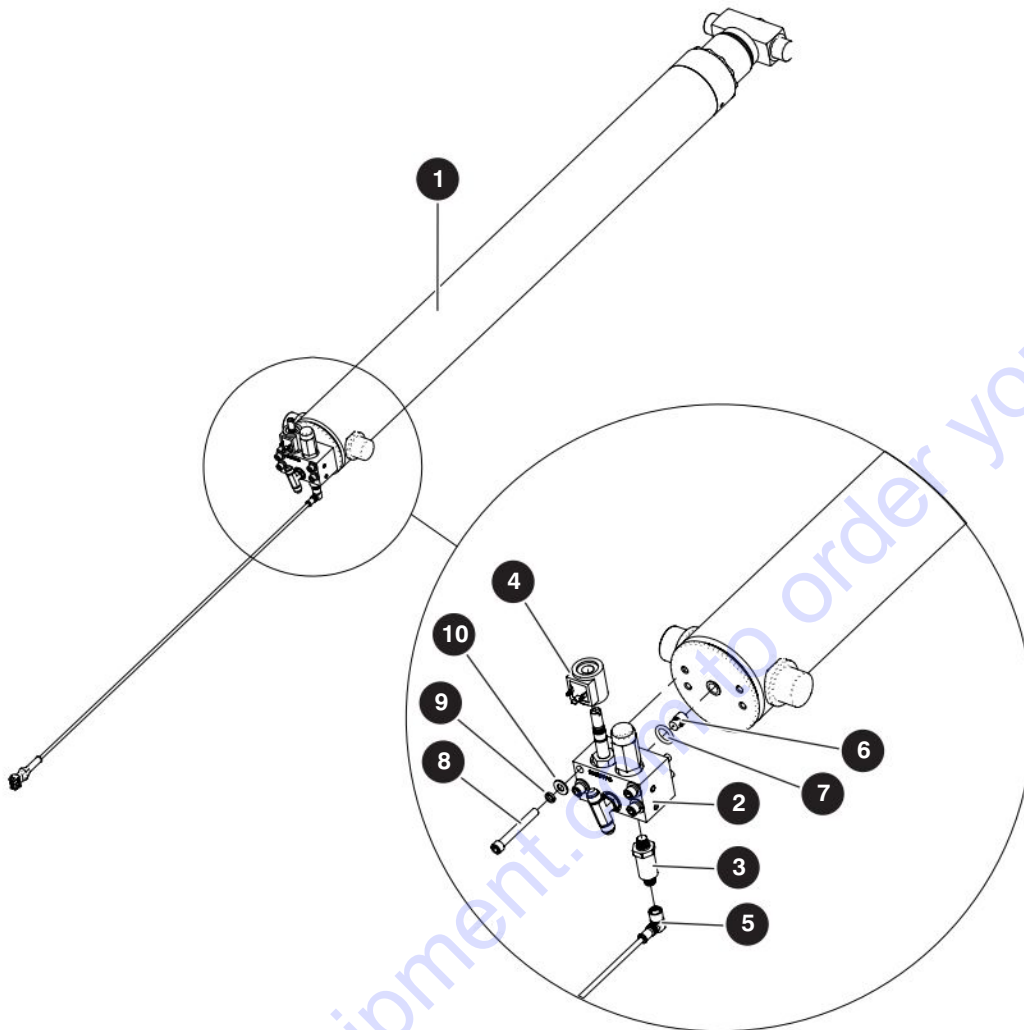
2.14 Upper Lift Cylinder



M208689AC

Index No.	Skyjack Part No.	Qty.	Description
-	208689	1	UPPER LIFT CYLINDER
1	220455	1	• LIFT CYLINDER
2	(Ref.)	1	• MANIFOLD, Upper lift cylinder (For components, refer to Section 2.17 Holding Valve - Upper Lift Cylinder)
3	103403	1	• SEAL, O-ring
4	105281	1	• ORIFICE, One way
5	103996	4	• WASHER, Flat (0.312)
6	104637	4	• WASHER, Lock (5/16)
7	108429	4	• SCREW, Socket head cap (0.312 x 18 x 2.50)
8	104410	1	• COIL, 12 V valve
K	121097	1	KIT, Seal repair

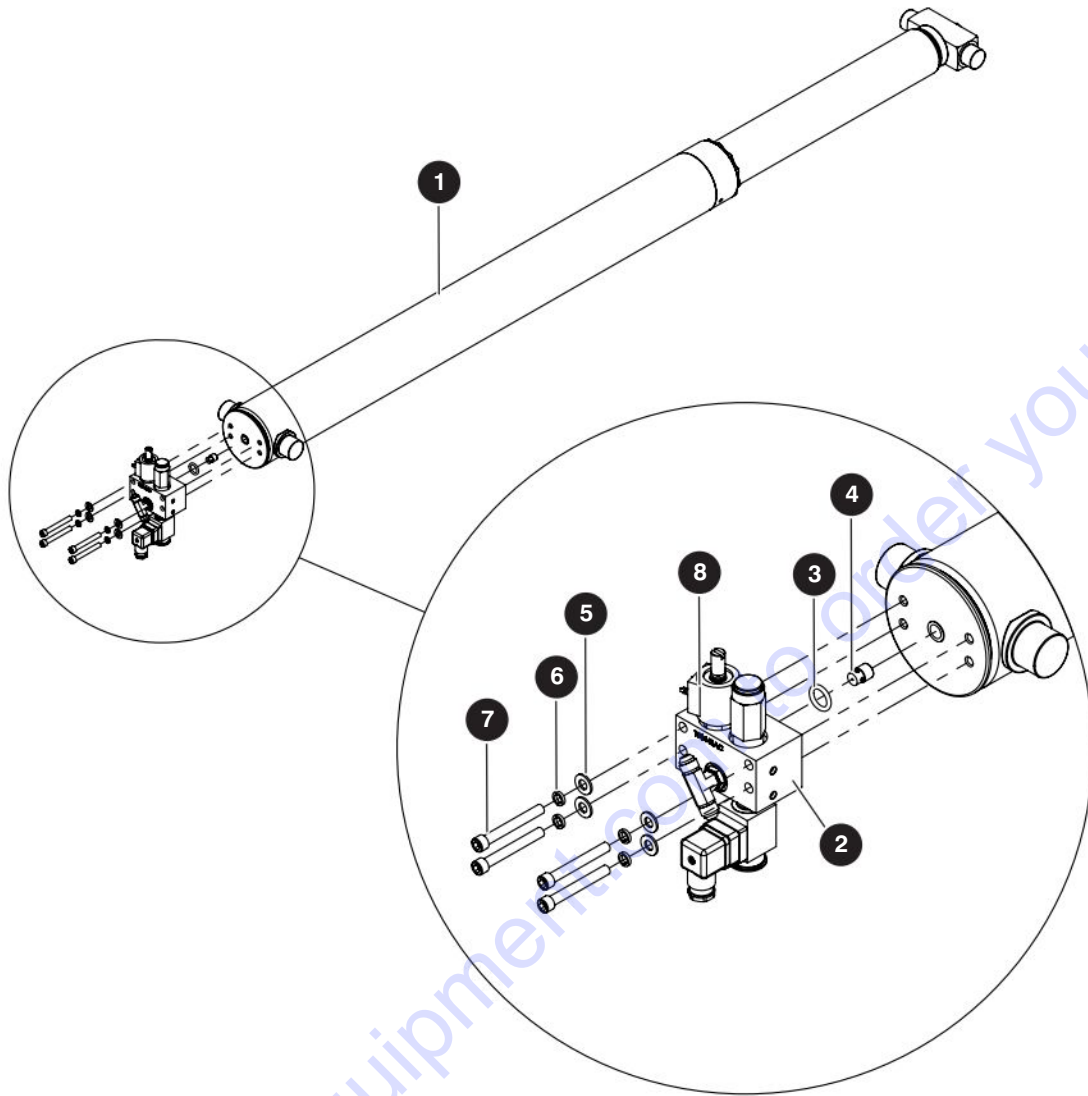
2.15 Lower Lift Cylinder - ANSI/CSA, CE, AS



M213794AD

Index No.	Skyjack Part No.	Qty.	Description
-	213794	1	LOWER LIFT CYLINDER - ANSI/CSA, CE, AS
1	220455	1	• LIFT CYLINDER
2	(Ref.)	1	• MANIFOLD, Lower lift cylinder (For components, refer to Section 2.19 Holding Valve - Lower Lift Cylinder - ANSI/CSA, CE & AS)
3	217934	1	• TRANSDUCER, Pressure
4	104410	1	• COIL, 12 V valve
5	211948	1	• HARNESS, Pressure transducer
6	105281	1	• ORIFICE, One way
7	103403	1	• SEAL, O-ring
8	108429	4	• SCREW, Socket head cap (0.312 x 18 x 2.50)
9	104637	4	• WASHER, Lock (5/16)
10	103996	4	• WASHER, Flat (0.312)
K	121097	1	KIT, Seal repair

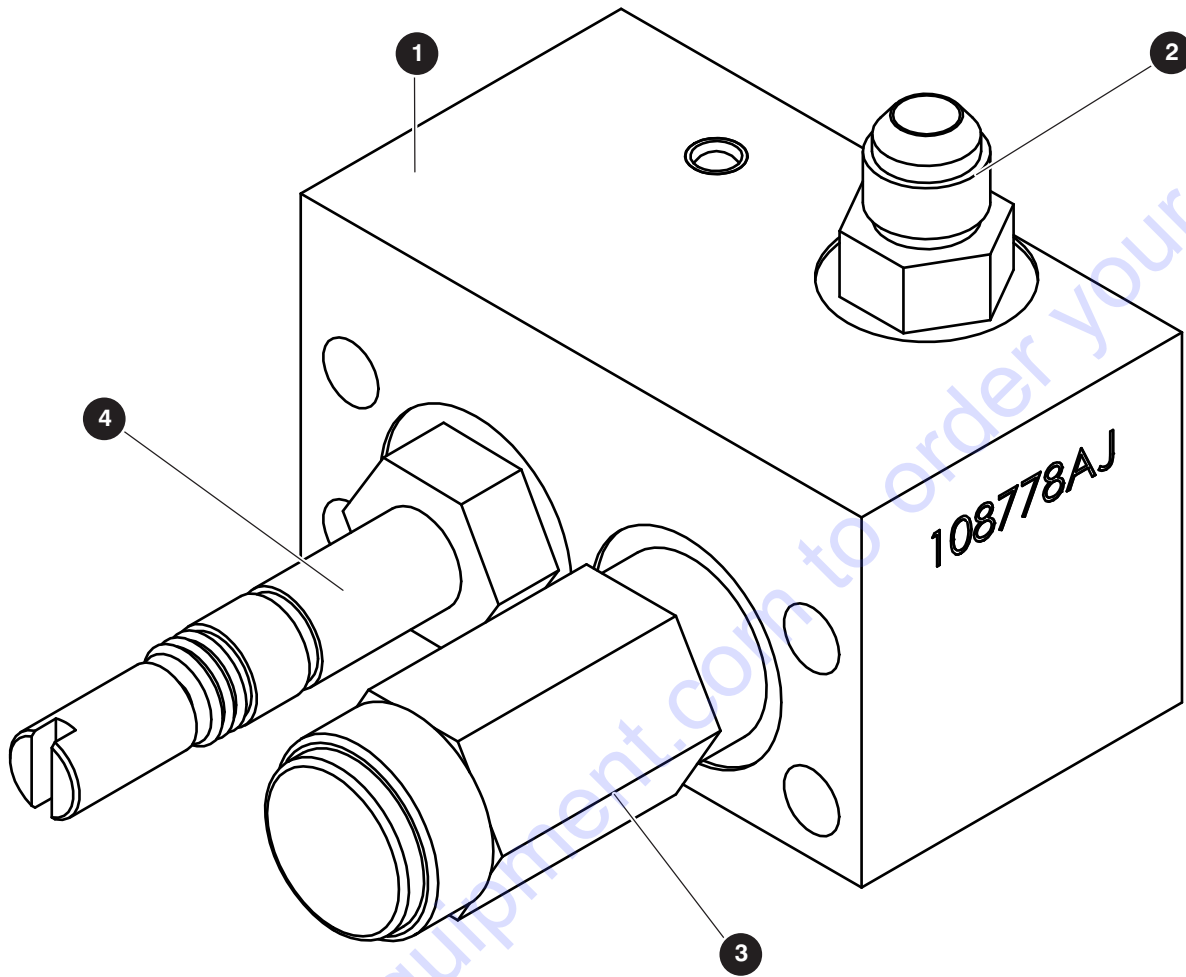
2.16 Lower Lift Cylinder - KC



M208727AC

Index No.	Skyjack Part No.	Qty.	Description
-	208727	1	LOWER LIFT CYLINDER - KC
1	220455	1	• LIFT CYLINDER
2	(Ref.)	1	• MANIFOLD, Lower lift cylinder (For components, refer to Section 2.20 Holding Valve - Lower Lift Cylinder - KC)
3	103403	1	• SEAL, O-ring
4	105281	1	• ORIFICE, One way
5	103996	4	• WASHER, Flat (0.312)
6	104637	4	• WASHER, Lock (5/16)
7	108429	4	• SCREW, Socket head cap (0.312 x 18 x 2.50)
8	104410	1	• COIL, 12 V valve
K	121097	1	KIT, Seal repair

2.17 Holding Valve - Upper Lift Cylinder



M125915AE

Index No.	Skyjack Part No.	Qty.	Description
-	125915	1	HOLDING VALVE - UPPER LIFT CYLINDER
1	108778	1	• MANIFOLD, Block
2	103069	1	• FITTING, Straight
3	106557	1	• VALVE, Relief
4	107269	1	• VALVE, Solenoid poppet

PARTS FINDER

**Search Website
by Part Number**



**Search Manual
Library For Parts
Manual & Lookup Part
Numbers – Purchase
or Request Quote**

Search Manuals

Enter your information to help us find the right parts manual for your machine.

* Brand:

* Model:

* Serial:

* Part Number:

SEARCH

**Can't Find Part or
Manual? Request Help
by Manufacturer,
Model & Description**

Parts Order Form

Please fill in the following information to help us find the right part for your machine.

MANUFACTURER:

MODEL:

DESCRIPTION:

DATE:

TIME:

PHONE:

EMAIL:

ADDRESS:

CITY:

STATE:

ZIP:

COUNTRY:

SEARCH

Discount-Equipment.com is your online resource for quality parts & equipment.

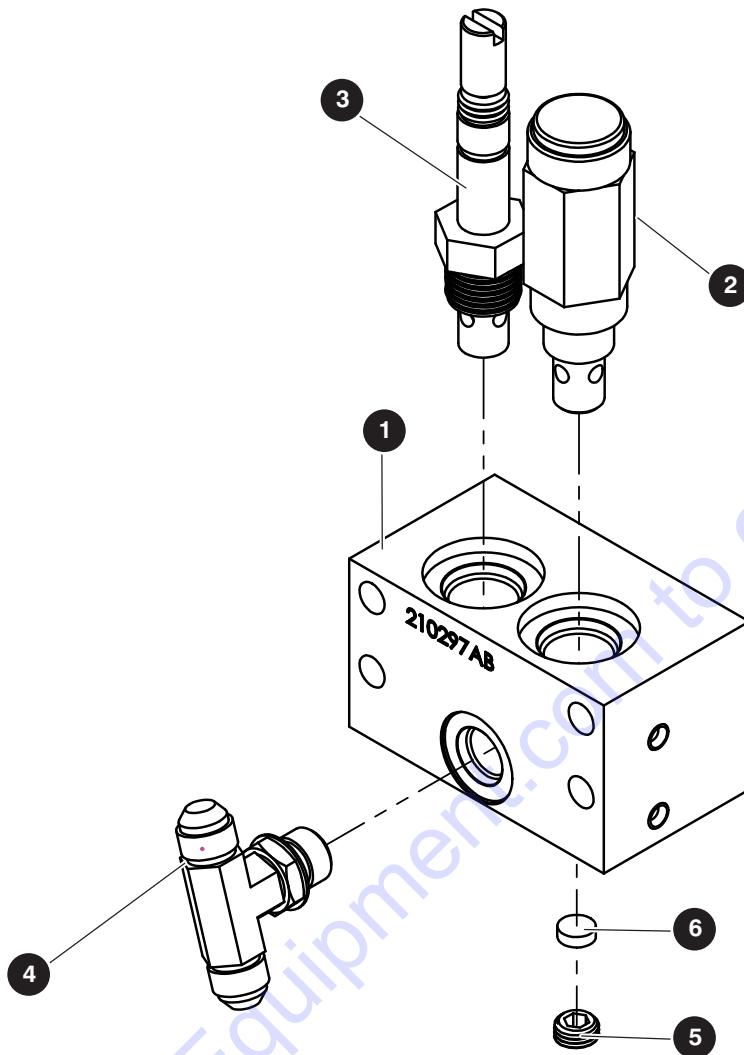
Florida: **561-964-4949** Outside Florida TOLL FREE: **877-690-3101**

Need parts?

Click on this link: <http://www.discount-equipment.com/category/5443-parts/> and choose one of the options to help get the right parts and equipment you are looking for. Please have the machine model and serial number available in order to help us get you the correct parts. If you don't find the part on the website or on one of the online manuals, please fill out the request form and one of our experienced staff members will get back to you with a quote for the right part that your machine needs.

We sell worldwide for the brands: Genie, Terex, JLG, MultiQuip, Mikasa, Essick, Whiteman, Mayco, Toro Stone, Diamond Products, Generac Magnum, Airman, Haulotte, Barreto, Power Blanket, Nifty Lift, Atlas Copco, Chicago Pneumatic, Allmand, Miller Curber, Skyjack, Lull, Skytrak, Tsurumi, Husquvarna Target, Stow, Wacker, Sakai, Mi-T-M, Sullair, Basic, Dynapac, MBW, Weber, Bartell, Bennar Newman, Haulotte, Ditch Runner, Menegotti, Morrison, Contec, Buddy, Crown, Edco, Wyco, Bomag, Laymor, EZ Trench, Bil-Jax, F.S. Curtis, Gehl Pavers, Heli, Honda, ICS/PowerGrit, IHI, Partner, Imer, Clipper, MMD, Koshin, Rice, CH&E, General Equipment, Amida, Coleman, NAC, Gradall, Square Shooter, Kent, Stanley, Tamco, Toku, Hatz, Kohler, Robin, Wisconsin, Northrock, Oztec, Toker TK, Rol-Air, APT, Wylie, Ingersoll Rand / Doosan, Innovatech, Con X, Ammann, Mecalac, Makinex, Smith Surface Prep, Small Line, Wanco, Yanmar

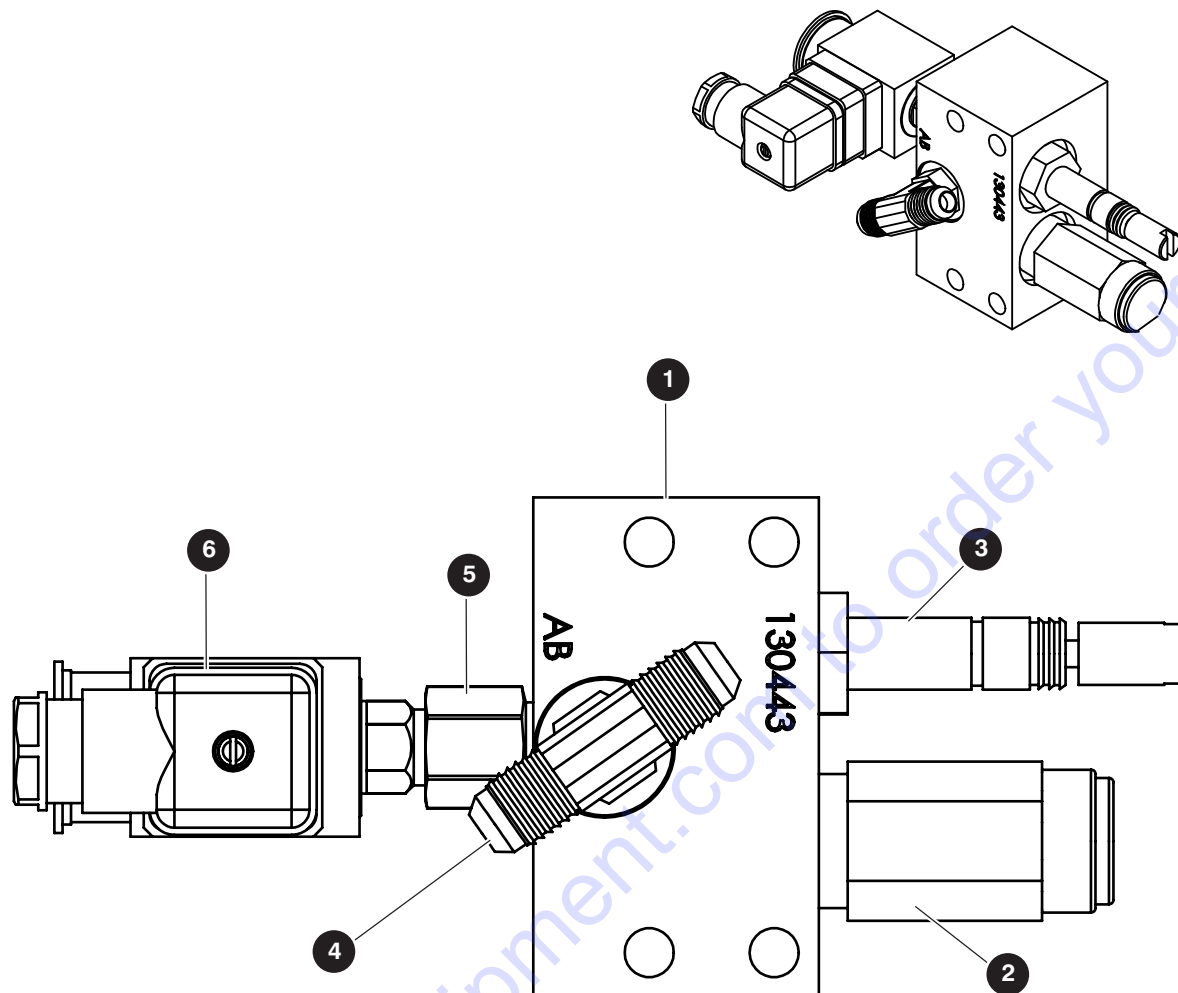
2.19 Holding Valve - Lower Lift Cylinder - ANSI/CSA, CE & AS



M210298AC

Index No.	Skyjack Part No.	Qty.	Description
-	210298	1	HOLDING VALVE - LOWER LIFT CYLINDER - ANSI/CSA, CE, AS
1	210297	1	• MANIFOLD, Cylinder assembly 2-VC08-2
2	106557	1	• VALVE, Relief
3	107269	1	• VALVE, Solenoid poppet cartridge
4	114579	1	• FITTING, Tee
5	210291	1	• SET SCREW, Socket jam
6	210292	1	• SNUBBER

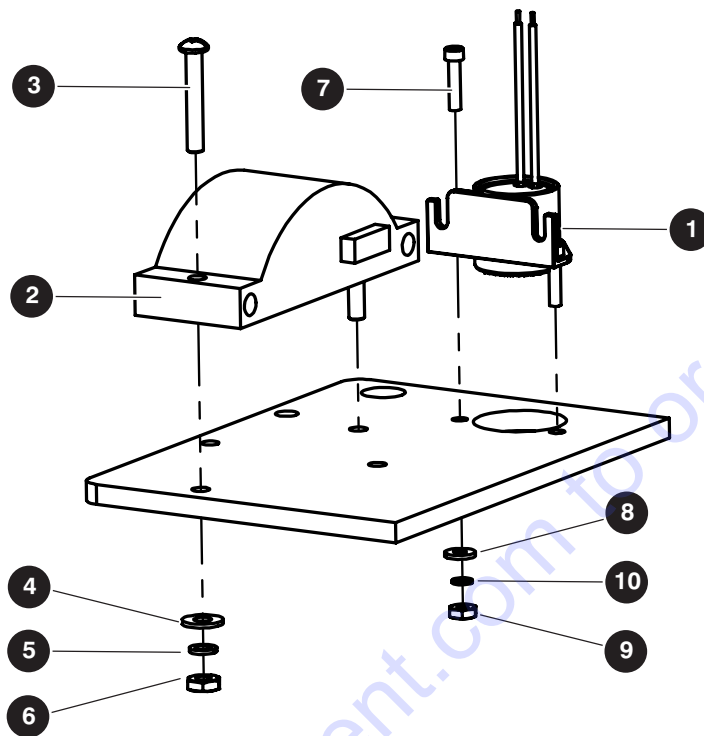
2.20 Holding Valve - Lower Lift Cylinder - KC



M157917AA

Index No.	Skyjack Part No.	Qty.	Description
-	157917	1	HOLDING VALVE WITH PRESSURE SWITCH - KC
1	130443	1	• MANIFOLD, Cylinder assembly 2-VC08-2
2	106557	1	• VALVE, Relief
3	107269	1	• VALVE, Solenoid poppet cartridge
4	114579	1	• FITTING, O-Ring
5	137335	1	• FITTING, Straight (04NPTF - 04ORBM)
6	102863	1	• SWITCH, Pressure

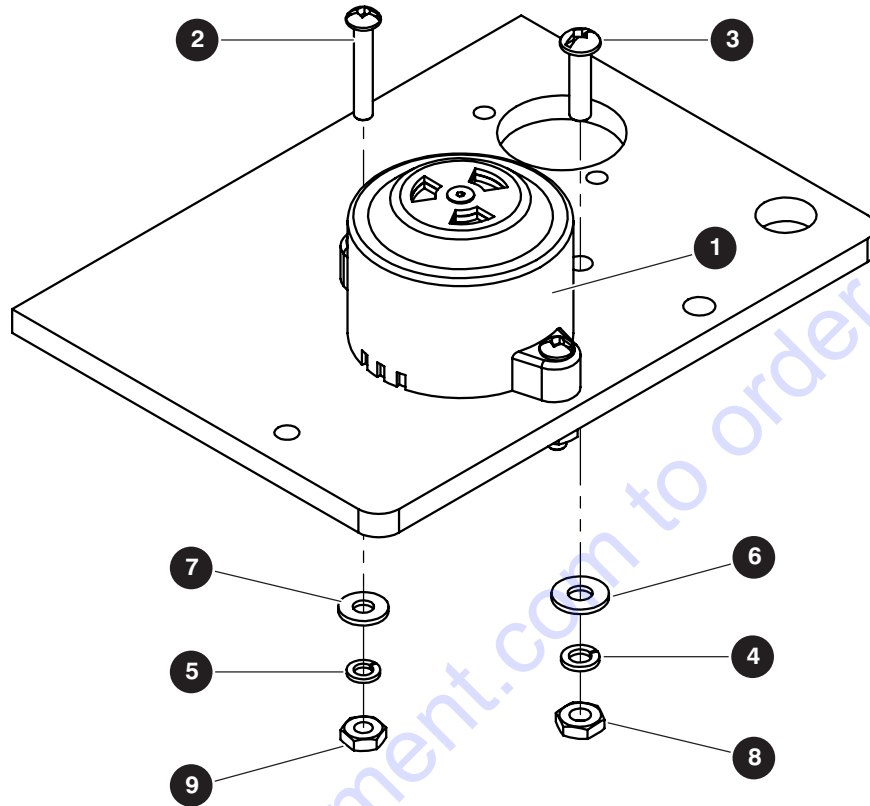
2.21 Beeper/ Angle Transducer - ANSI/CSA, CE, AS



M208720AA

Index No.	Skyjack Part No.	Qty.	Description
-	208720	1	BEEPER - ANSI/CSA, CE, AS
1	170620	1	• BEEPER, XL-600 (9 – 28 VDC)
2	130440	1	• TRANSDUCER, Angle
3	122498	2	• SCREW, Machine round head (10-32 x 1-1/4")
4	104694	2	• WASHER, Flat (10-32)
5	104185	2	• WASHER, Lock (#10)
6	104003	2	• NUT, Hex head (10-32)
7	196439	2	• SCREW, Socket head cap (#6-32 x 5/8")
8	191833	2	• WASHER, Flat (#6)
9	103985	2	• NUT, Hex Head (#6-32)
10	106099 (Ref.)	2	• WASHER, Lock (#6)
		1	• BEEPER, Harness assembly (For components, refer to Section 6.18 Beeper Harness)

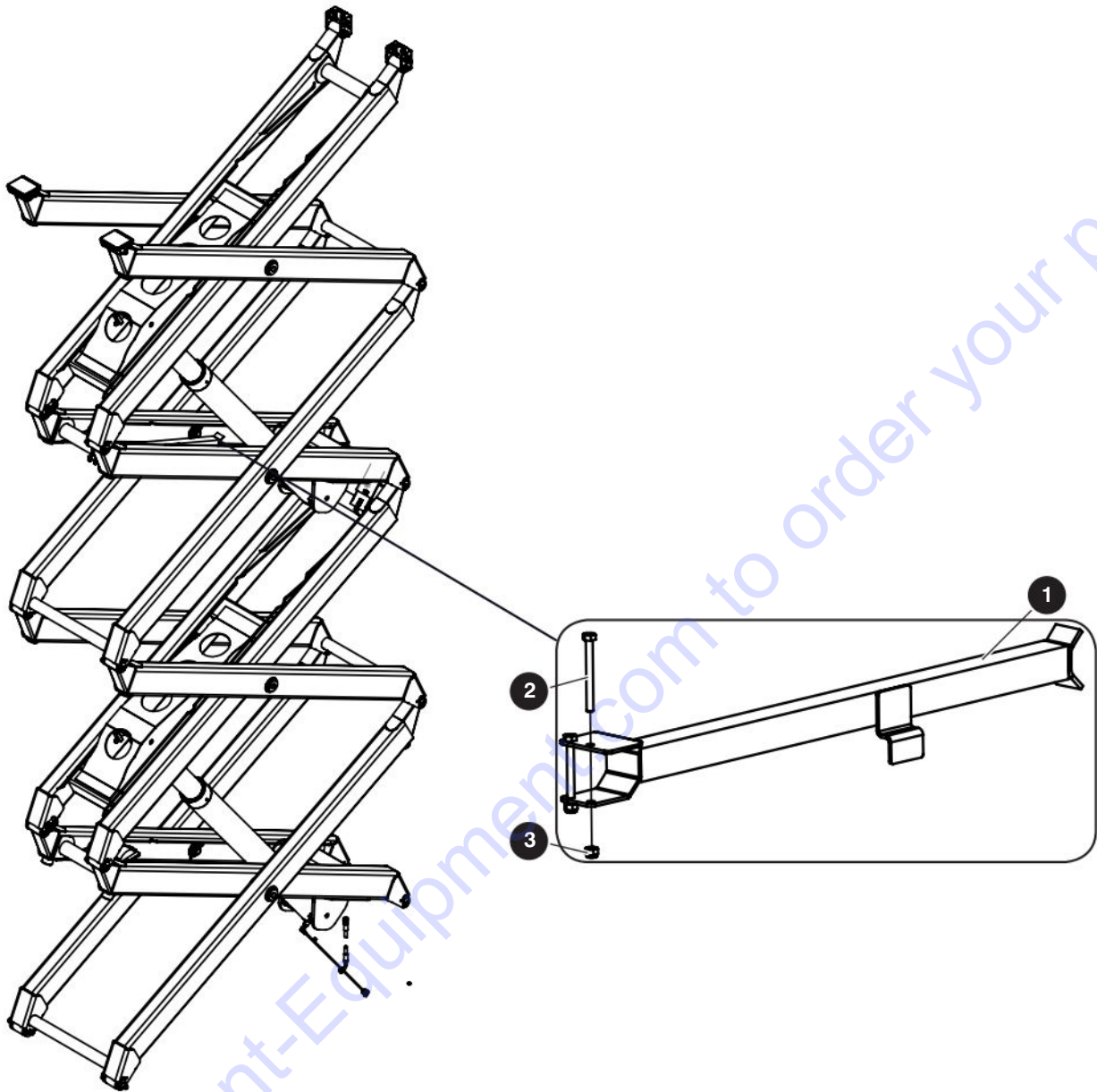
2.22 Beeper - KC



M208687AA

Index No.	Skyjack Part No.	Qty.	Description
-	208687	1	BEEPER - KC
1	103056	1	• BEEPER (7.5 - 16 VDC)
2	112248	2	• SCREW, Round head machine (8-32 x 1.00")
3	104698	1	• SCREW, Round head machine (#10-32 x 0.75")
4	104185	1	• WASHER, Lock (#10)
5	112249	2	• WASHER, Lock (#8)
6	104694	1	• WASHER, Flat (#10)
7	103991	2	• WASHER, Flat (#8)
8	104003	1	• NUT, Hex head (10-32)
9	103986	2	• NUT, Hex head (8-32)
	(Ref.)	1	• BEEPER, Harness assembly (For components, refer to Section 6.18 Beeper Harness)

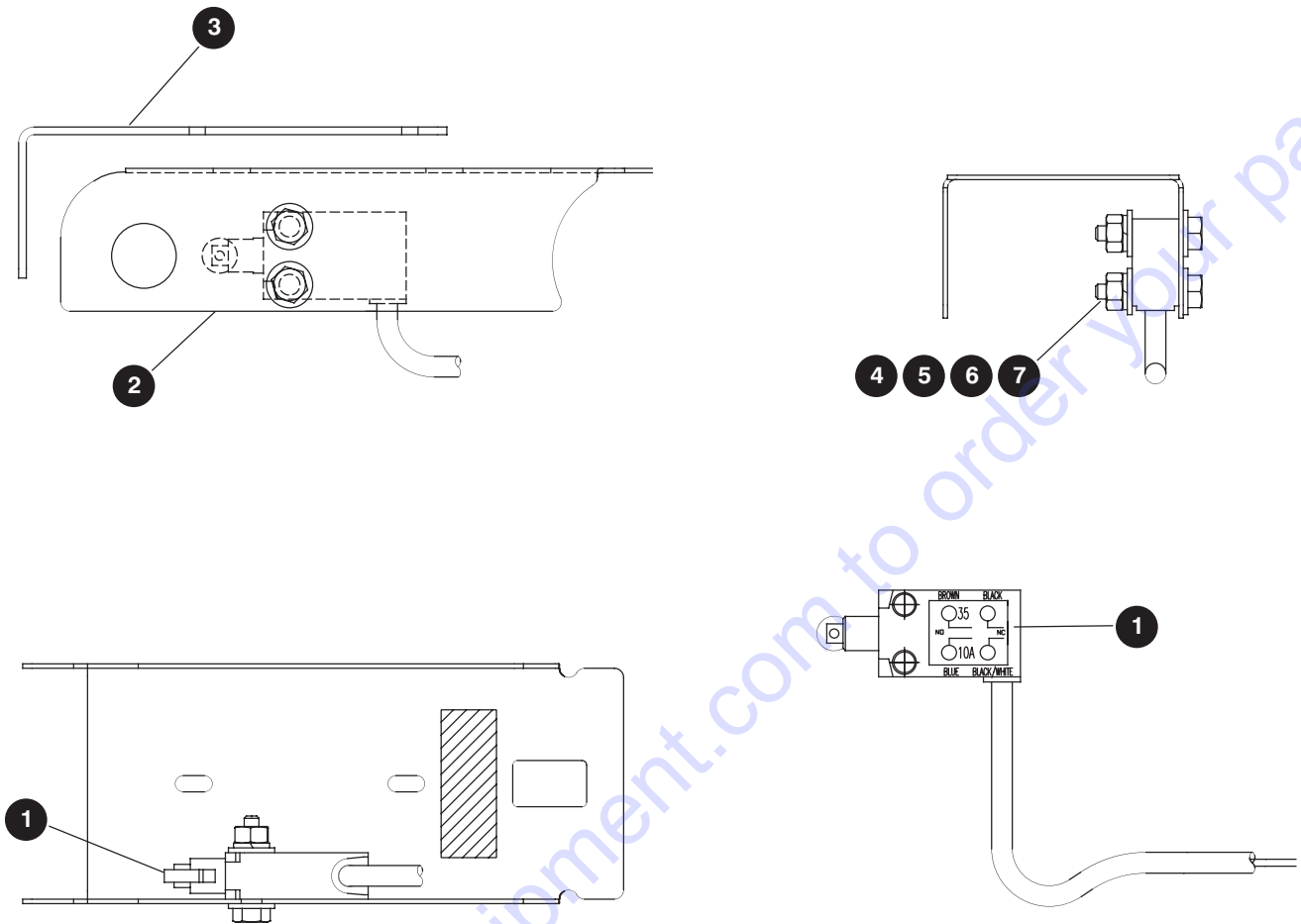
2.23 Maintenance Support Stand



M132539AA

Index No.	Skyjack Part No.	Qty.	Description
-	132539	1	MAINTENANCE SUPPORT STAND
1	123344	1	• BAR, Maintenance
2	122006	2	• BOLT, Hex head (5/16"-18 x 3.25", Grade 5)
3	103984	2	• NUT, Hex head nylon lock (5/16"-18, Grade 5)

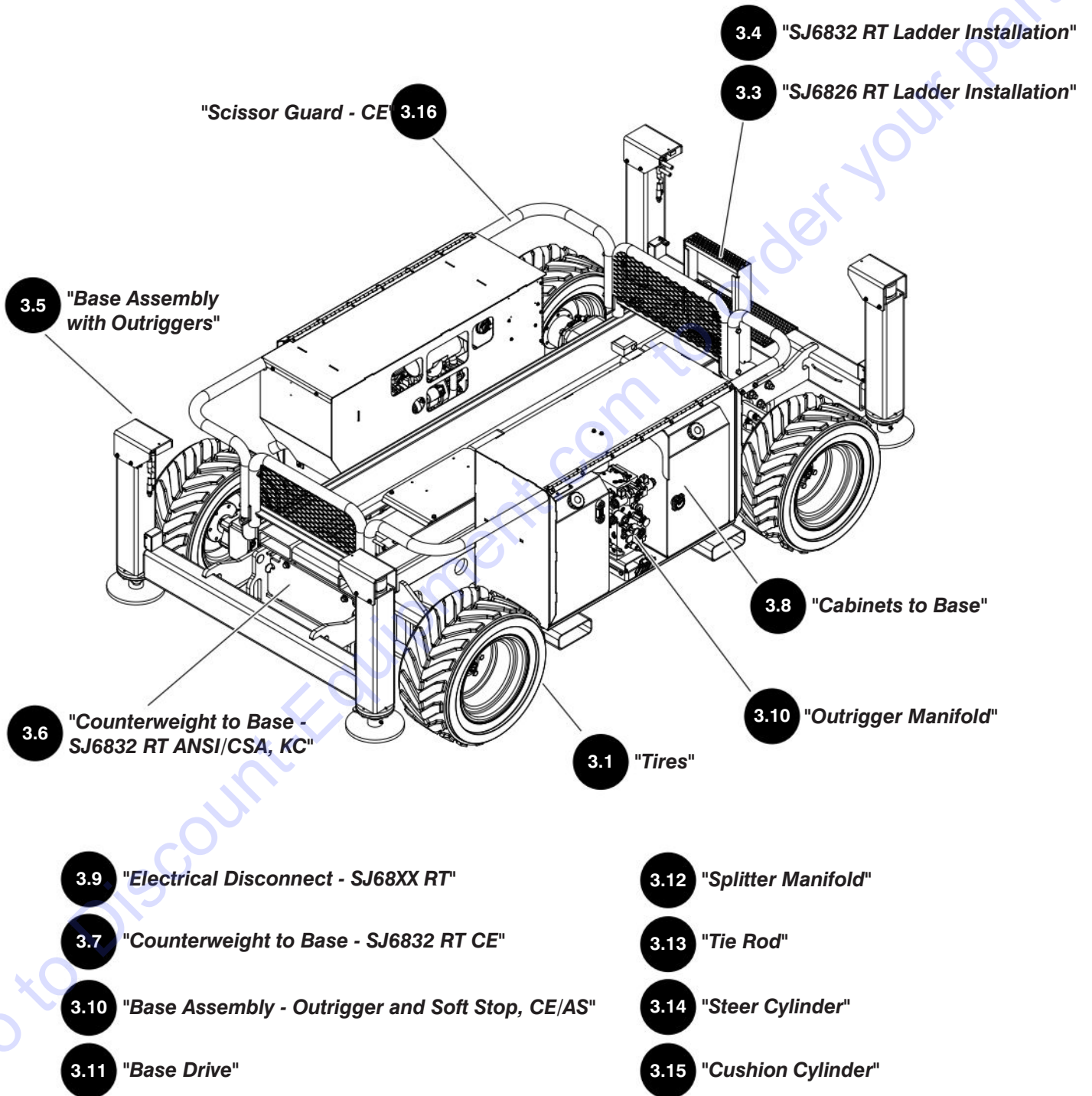
2.24 Limit Switch



M204233AA

Index No.	Skyjack Part No.	Qty.	Description
-	204233	1	LIMIT SWITCH ASSEMBLY
1	204234	1	• LIMIT SWITCH
2	121867	1	• BRACKET, Limit switch
3	121868	1	• GUARD, Sealed limit switch
4	104000	2	• WASHER, Lock (1/4)
5	103980	2	• NUT, Hex head (1/4 - 20)
6	103995	4	• WASHER, Flat (1/4)
7	103858	2	• BOLT, Hex head (1/4-20)

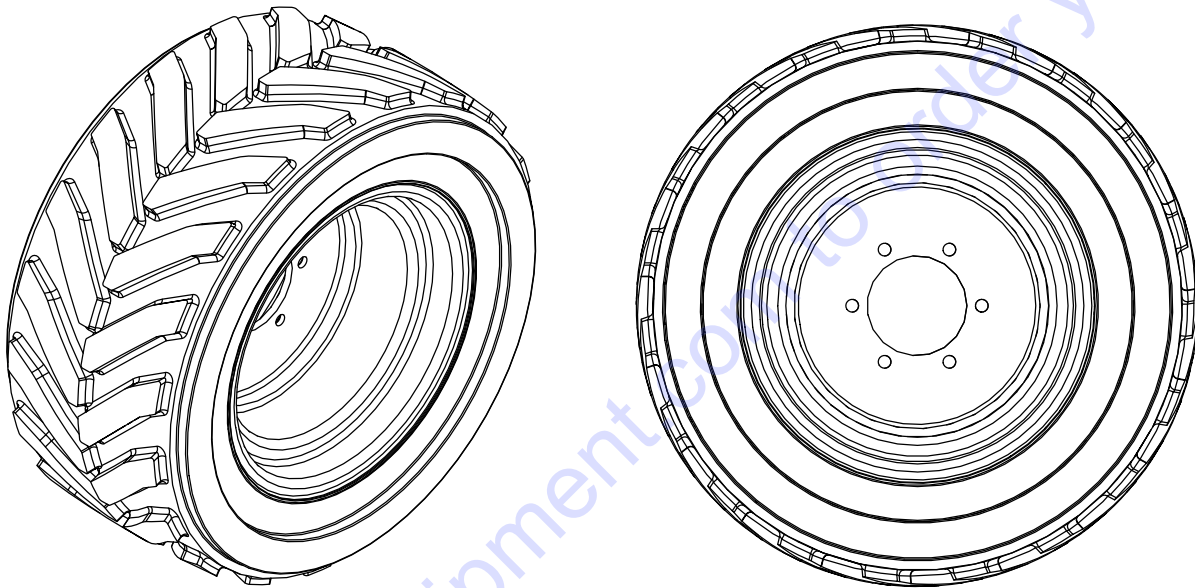
Section 3 – Base



3.1 Tires

WARNING

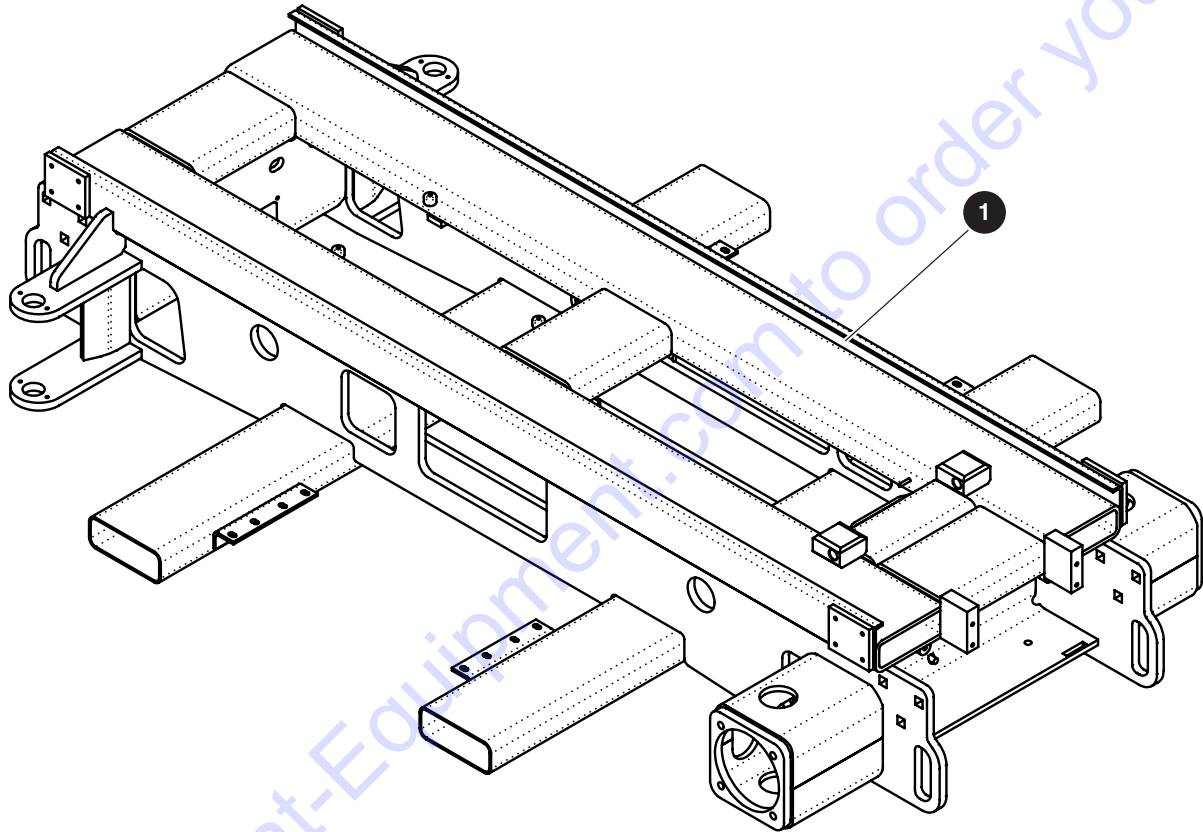
Do not use tires other than the tires that Skyjack specifies for this MEWP. Do not mix different types of tires or use tires that are not in good condition. Only replace the tires with the same types that are approved by Skyjack. The use of other tires can make the MEWP less stable. If you do not obey, there is a risk of death or serious injury.



M141735AA

Index No.	Skyjack Part No.	Qty.	Description
1	167311	1	WHEEL ASSEMBLY (OTR V-tread, 8 ply – foam filled)
	167312	2	• WHEEL, Foam (left hand)
	167313	2	• WHEEL, Foam (right hand)
2	166010	1	WHEEL ASSEMBLY (OTR V-tread, 8 ply – foam filled non-marking)
	166011	2	• WHEEL, Foam non-marking (left hand)
	166012	2	• WHEEL, Foam non-marking (right hand)

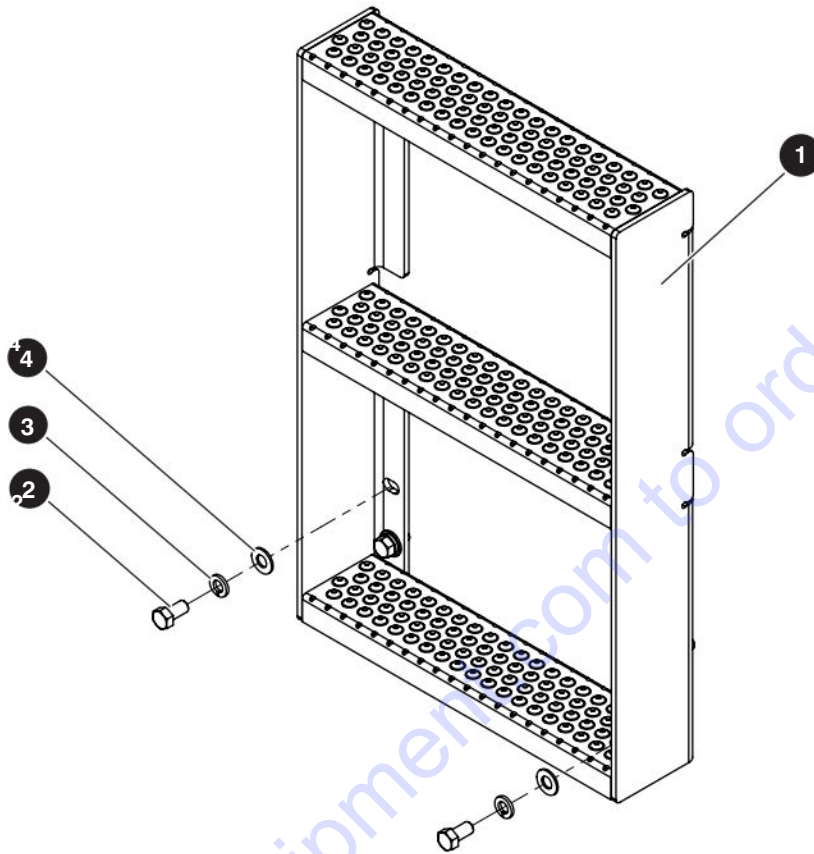
3.2 Base Weldment



M141735AA

Index No.	Skyjack Part No.	Qty.	Description
1	168417	1	BASE WELDMENT - STANDARD

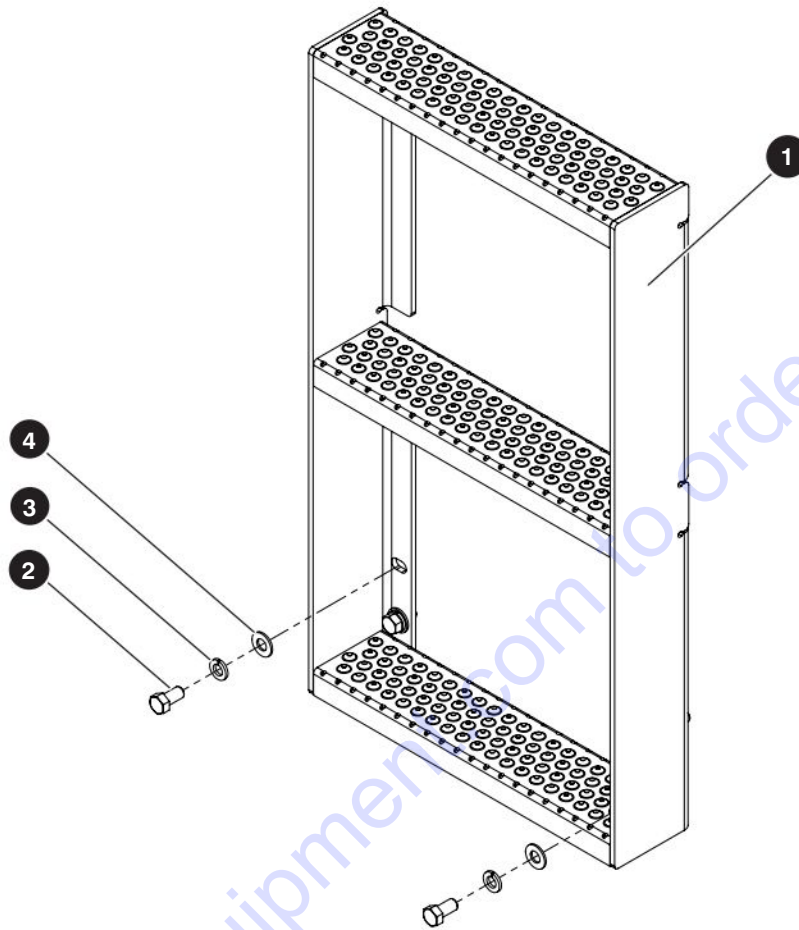
3.3 SJ6826 RT Ladder Installation



M135909AA

Index No.	Skyjack Part No.	Qty.	Description
-	135909	1	LADDER - SJ6826 RT
1	141798	1	• LADDER WELDMENT
2	101632	4	• BOLT, Hex head (0.375"-16 x 0.75" Grade 5)
3	103999	4	• WASHER, Lock (3/8")
4	103472	4	• WASHER, Flat (3/8")

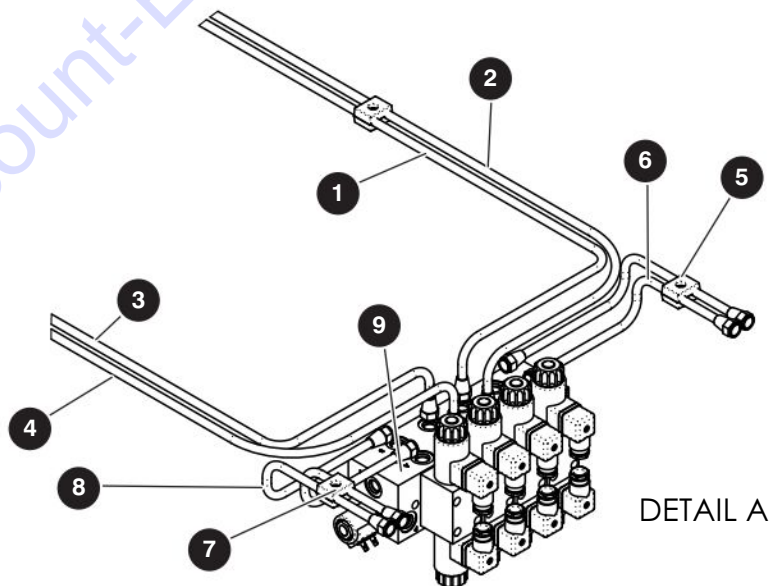
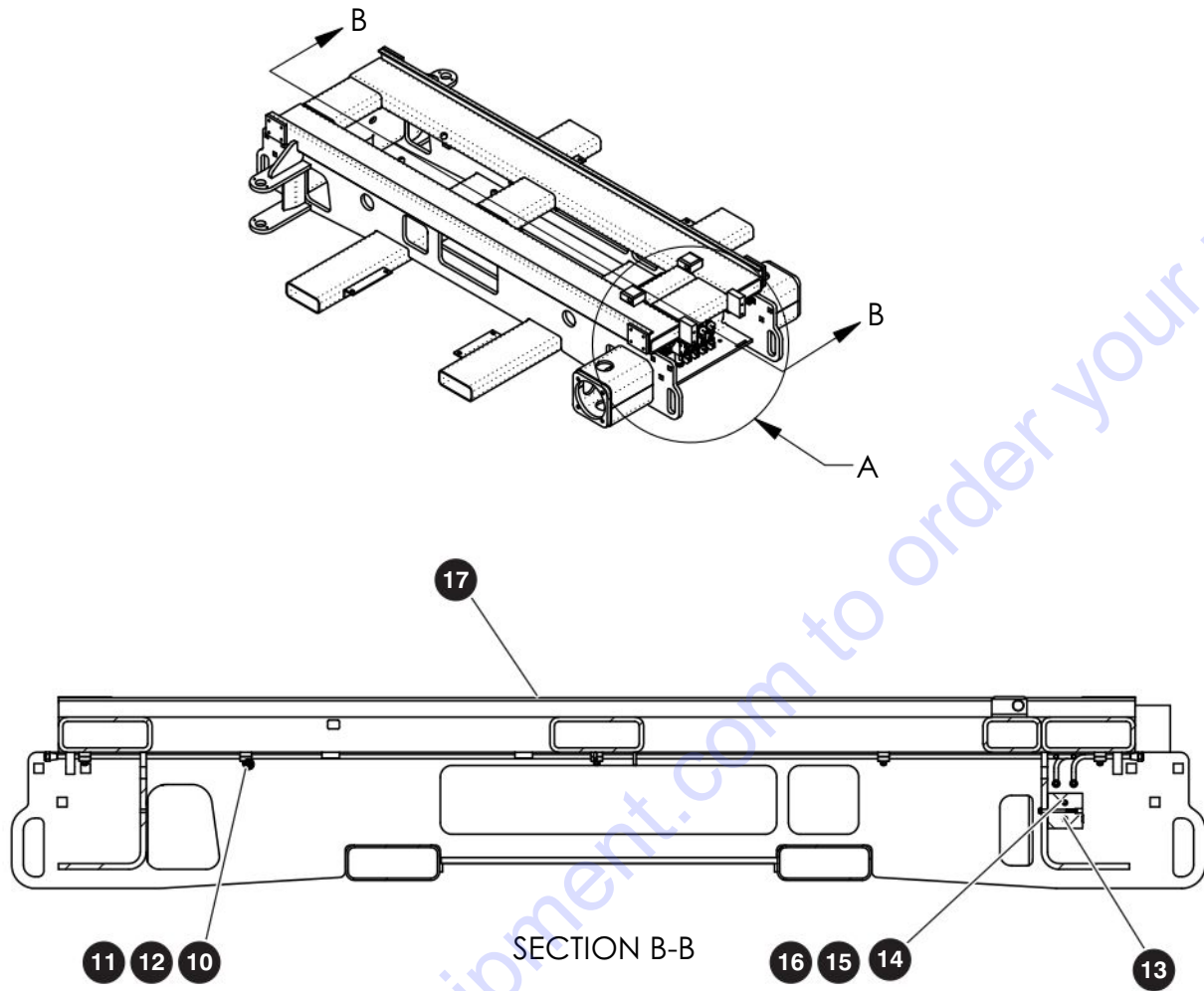
3.4 SJ6832 RT Ladder Installation



M135910AA

Index No.	Skyjack Part No.	Qty.	Description
-	135910	1	LADDER - SJ6832 RT
1	141801	1	• LADDER WELDMENT
2	101632	4	• BOLT, Hex head (0.375"-16 x 0.75" Grade 5)
3	103999	4	• WASHER, Lock (3/8")
4	103472	4	• WASHER, Flat (3/8")

3.5 Base Assembly - Outriggers



M146116AB

213559AA

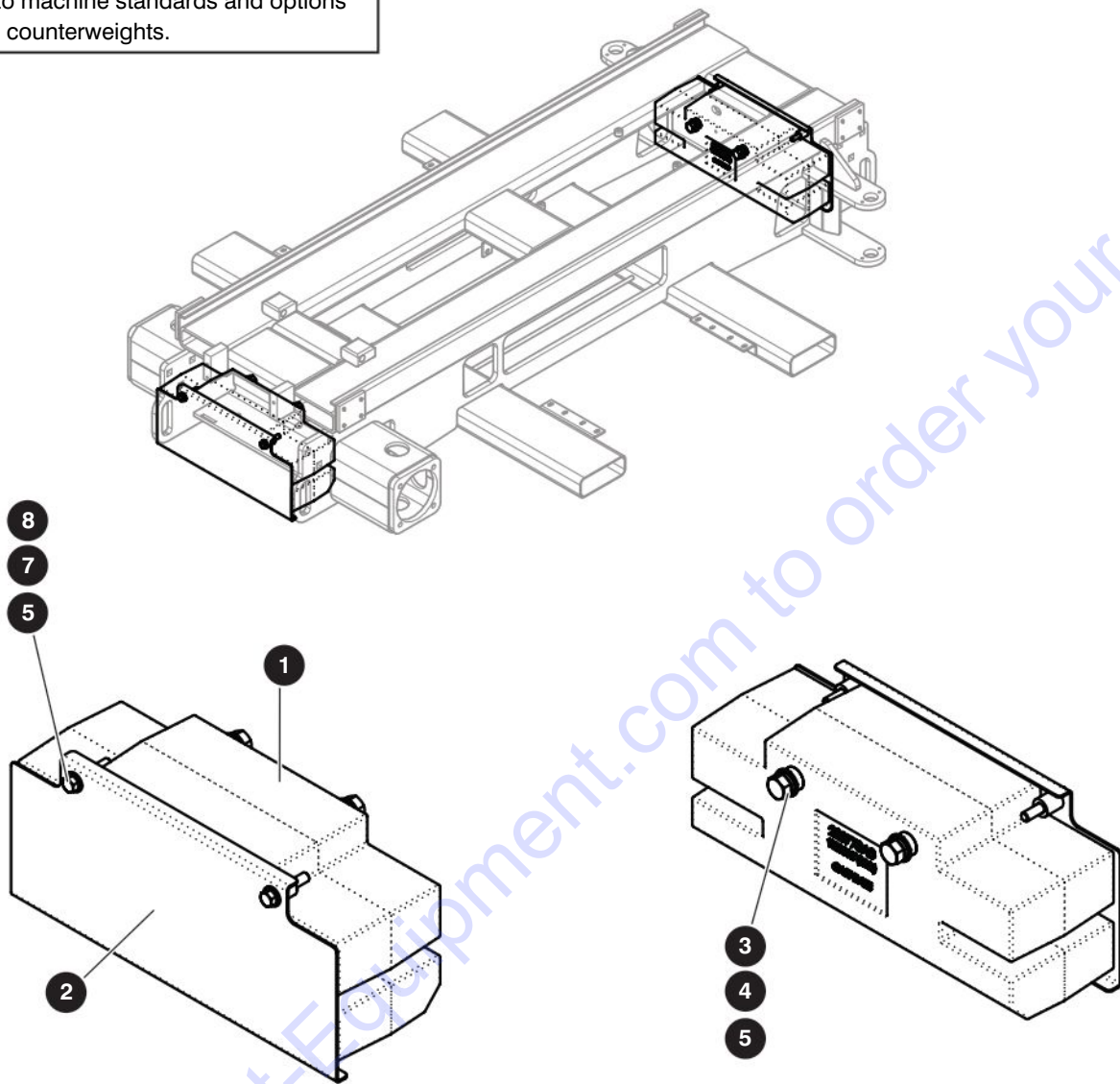
3.5 Base Assembly - Outriggers

Index No.	Skyjack Part No.	Qty.	Description
-	146116	1	BASE ASSEMBLY - OUTRIGGERS
1	137532	1	HYDRAULIC TUBE, FR Inner
2	137534	1	HYDRAULIC TUBE, FR Outer
3	137536	1	HYDRAULIC TUBE, FL Inner
4	137538	1	HYDRAULIC TUBE, FL Outer
5	137546	1	HYDRAULIC TUBE, RR Outer
6	137544	1	HYDRAULIC TUBE, RR Inner
7	137548	1	HYDRAULIC TUBE, RL Inner
8	137550	1	HYDRAULIC TUBE, RL Outer
9	(Ref.)	1	MANIFOLD, Outrigger (For components, refer to Section 3.10 Outrigger Manifold)
10	109127	20	INSERT, Twin (3/8)
11	103980	10	NUT, Hex head (1/4 x 20, gr 8)
12	103995	10	WASHER, Flat (0.250)
13	137556	2	SCREW, Socket head cap (#10 x 24 x 3.25)
14	104694	2	WASHER, Flat (#10)
15	104185	2	WASHER, Lock (#10)
16	103987	2	NUT, Hex head (10 x 24)
17	(Ref.)	1	WELDMENT, Base (For components, refer to Section 3.2 Base Weldment)
-	(Ref.)	1	HARNESS, Outrigger manifold (For components, refer to Section 6.15 Outrigger Manifold Harness)
-	(Ref.)	1	HARNESS, Auto level limit switch (For components, refer to Section 6.14 Outrigger Auto Level Limit Switch Harness)

3.6 Counterweight to Base - SJ6832 RT ANSI/CSA, KC

WARNING

Refer to machine standards and options to add counterweights.



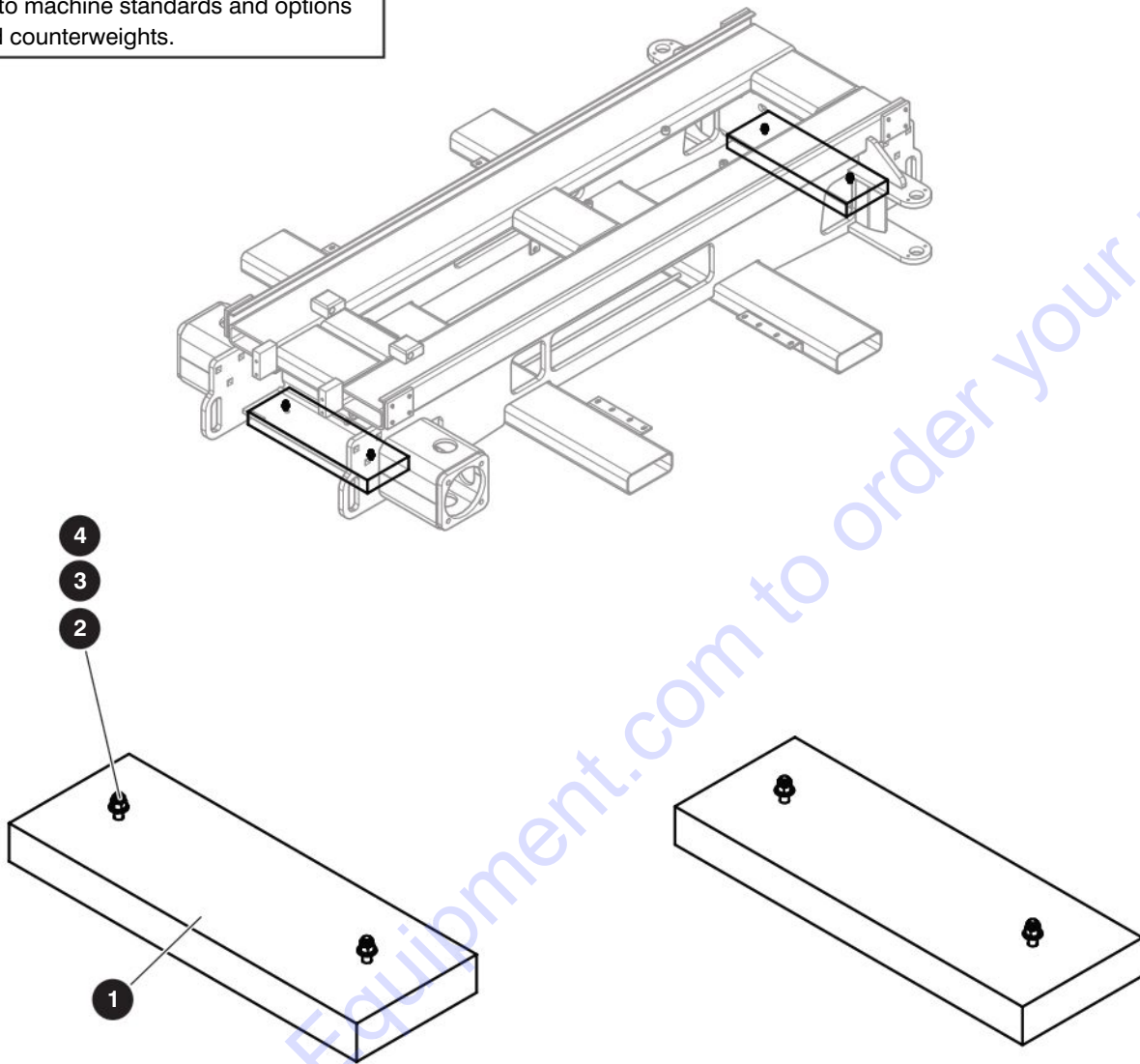
M232782AA

Index No.	Skyjack Part No.	Qty.	Description
-	232782	1	COUNTERWEIGHT TO BASE - NO OUTRIGGERS - SJ6832 RT - ANSI/CSA, KC
1	220773	2	• COUNTERWEIGHT
2	231907	2	• COVER, Counterweight
3	159237	4	• BOLT, Hex head (3/4"- 10 x 2", Gr 8)
4	104002	4	• WASHER, Lock (0.75)
5	702194	4	• WASHER, Flat (0.75)
6	103901	4	• BOLT, Hex head (1/2"- 13 x 5/2", Gr 5)
7	104379	4	• WASHER, Flat (0.5)
8	232781	4	• SPACER

3.7 Counterweight to Base - SJ6832 RT CE

WARNING

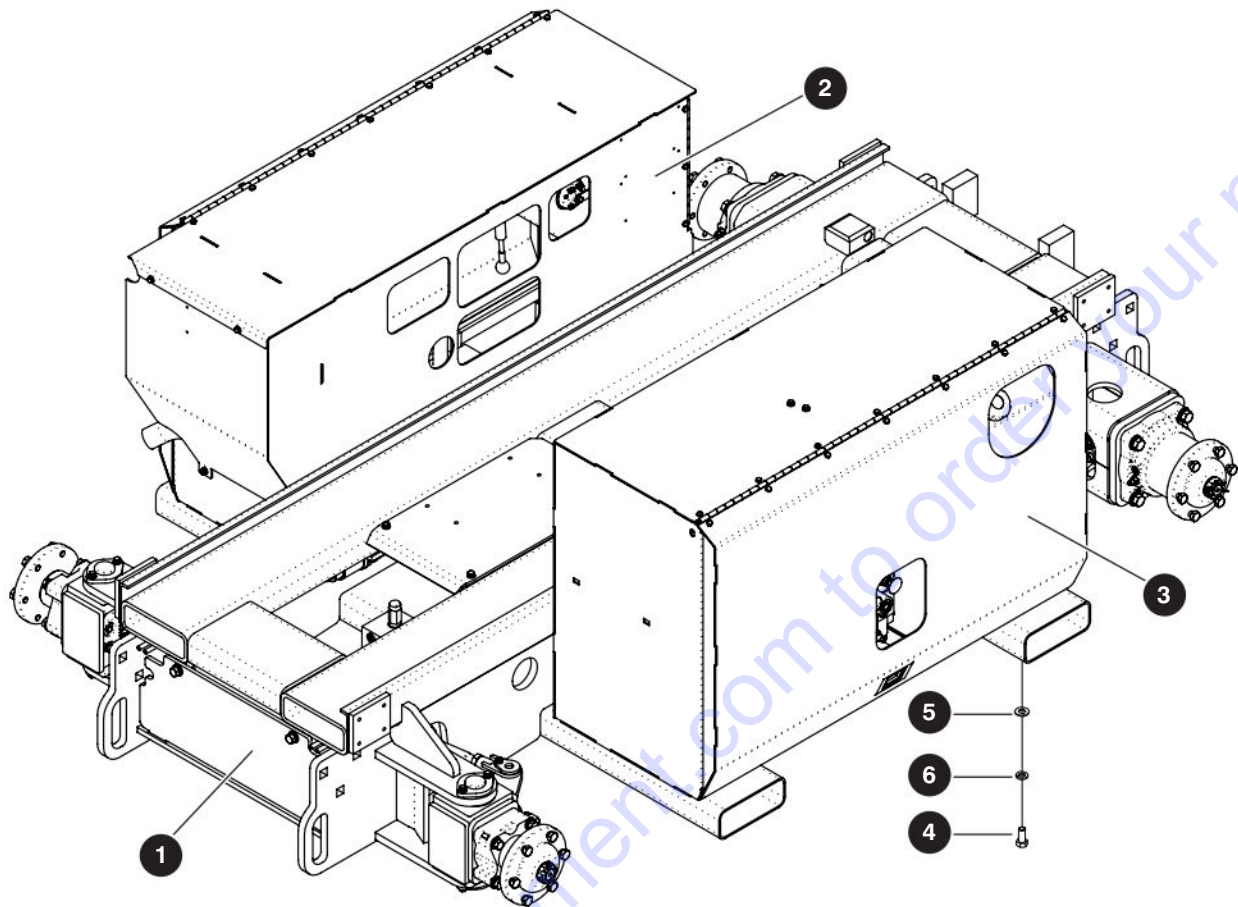
Refer to machine standards and options to add counterweights.



M161929AA

Index No.	Skyjack Part No.	Qty.	Description
-	230121	1	COUNTERWEIGHT TO BASE - WITH OUTRIGGERS - SJ6832 RT - CE
1	230120	2	• COUNTERWEIGHT
2	103916	4	• BOLT, Hex head (3/8"-16 x 3.250", Gr 5)
3	103472	8	• WASHER, Flat (3/8")
4	104606	4	• NUT, Hex nylon lock (3/8"-16, Grade 5)

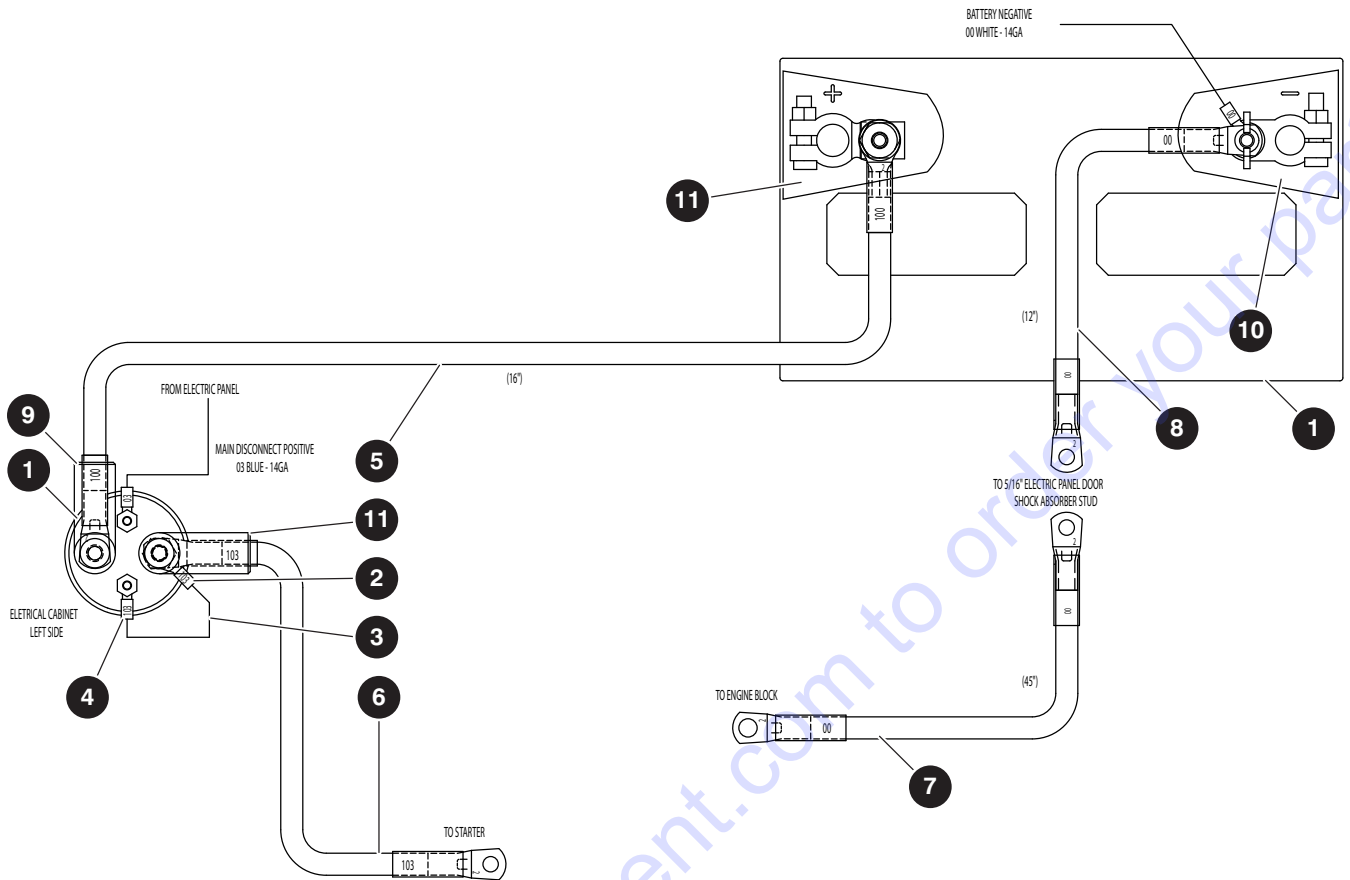
3.8 Cabinets to Base



M169288AB

Index No.	Skyjack Part No.	Qty.	Description
-	169288	1	CABINETS TO BASE WITH OUTRIGGERS
-	220766	1	CABINETS TO BASE WITHOUT OUTRIGGERS
1	(Ref.)	1	<ul style="list-style-type: none"> ASSEMBLY, Base drive (For components, refer to Section 3.11 Base Drive)
2	(Ref.)	1	<ul style="list-style-type: none"> ASSEMBLY, Engine cabinet (For components, refer to Section 4.10 Engine Cabinet)
3	(Ref.)	1	<ul style="list-style-type: none"> ASSEMBLY, Hydraulic cabinet (For components, refer to Section 4.1 Hydraulic Cabinet)
4	300437	8	<ul style="list-style-type: none"> BOLT, Hex head (3/8"-16 x 7/8" Grade 5)
5	103472	8	<ul style="list-style-type: none"> WASHER, Flat (3/8")
6	103999	8	<ul style="list-style-type: none"> WASHER, Lock (3/8")

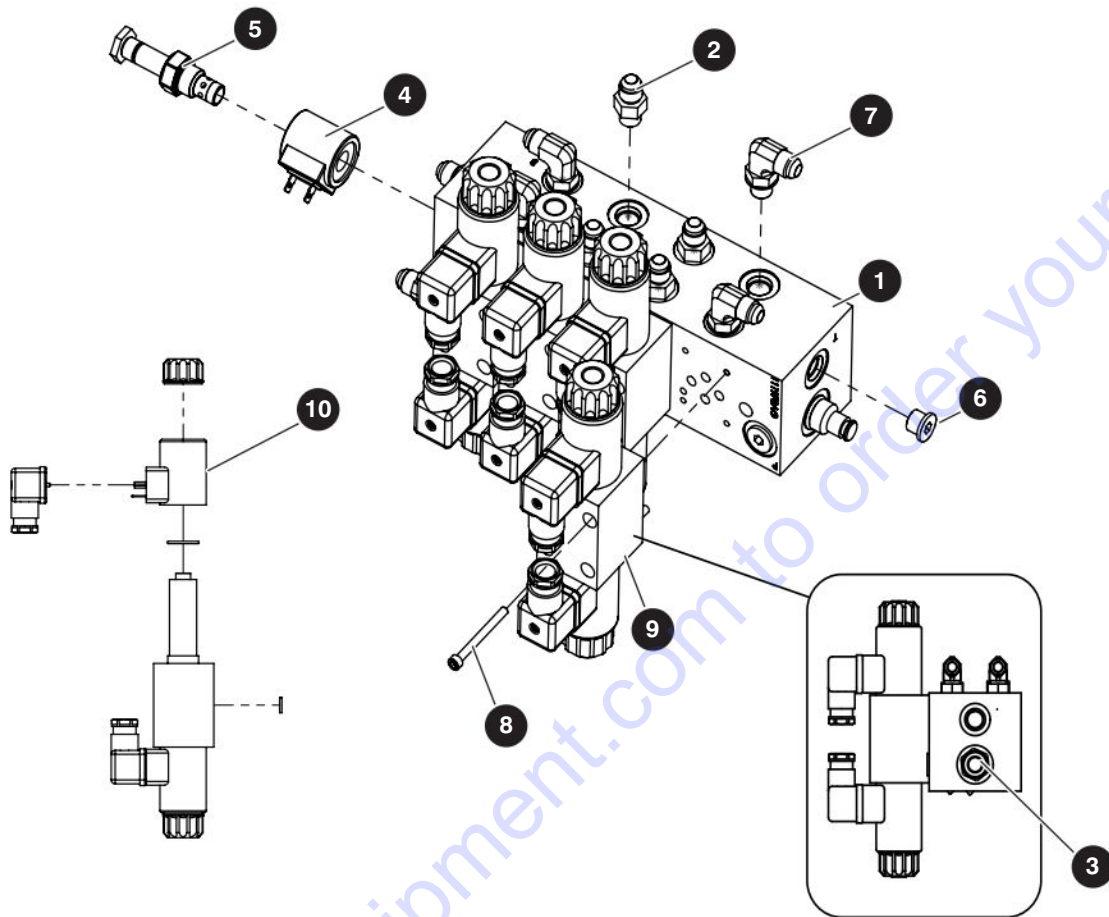
3.9 Electrical Disconnect - SJ68XX RT



M231896AA

Index No.	Skyjack Part No.	Qty.	Description
A	231896	1	ELECTRICAL DISCONNECT (SJ68XX RT) - ANSI/CSA, CE, KC
B	231897	1	ELECTRICAL DISCONNECT (SJ68XX RT) - AS
1	138070	1	• BATTERY, Main A
	195679	1	• BATTERY, Main B
2	102941	1	• TERMINAL, 3/8" RING INS BLUE (14-16 AWG)
3	102706	4	• WIRE, BLUE TEW 14 AWG 41 BC
4	102936	1	• TERMINAL, 14-16GA X #10 Ring blue
5	231895	1	• WELDING CABLE, #2GA 7/16*16"*3/8(100,100)
6	138068	1	• WELDING CABLE, #2GA 3/8*42"*5/16(103,103)
7	138069	1	• WELDING CABLE, #2GA 3/8*45"*5/16 (00,00)
8	139233	1	• WELDING CABLE, #2GA 5/16*12"*5/16 (00,00)
9	117408	2	• BATTERY BOOT (RED)
10	155795	1	• BATTERY BOOT (BLACK, X Large)
11	123776	1	• BATTERY BOOT (RED, X Large)

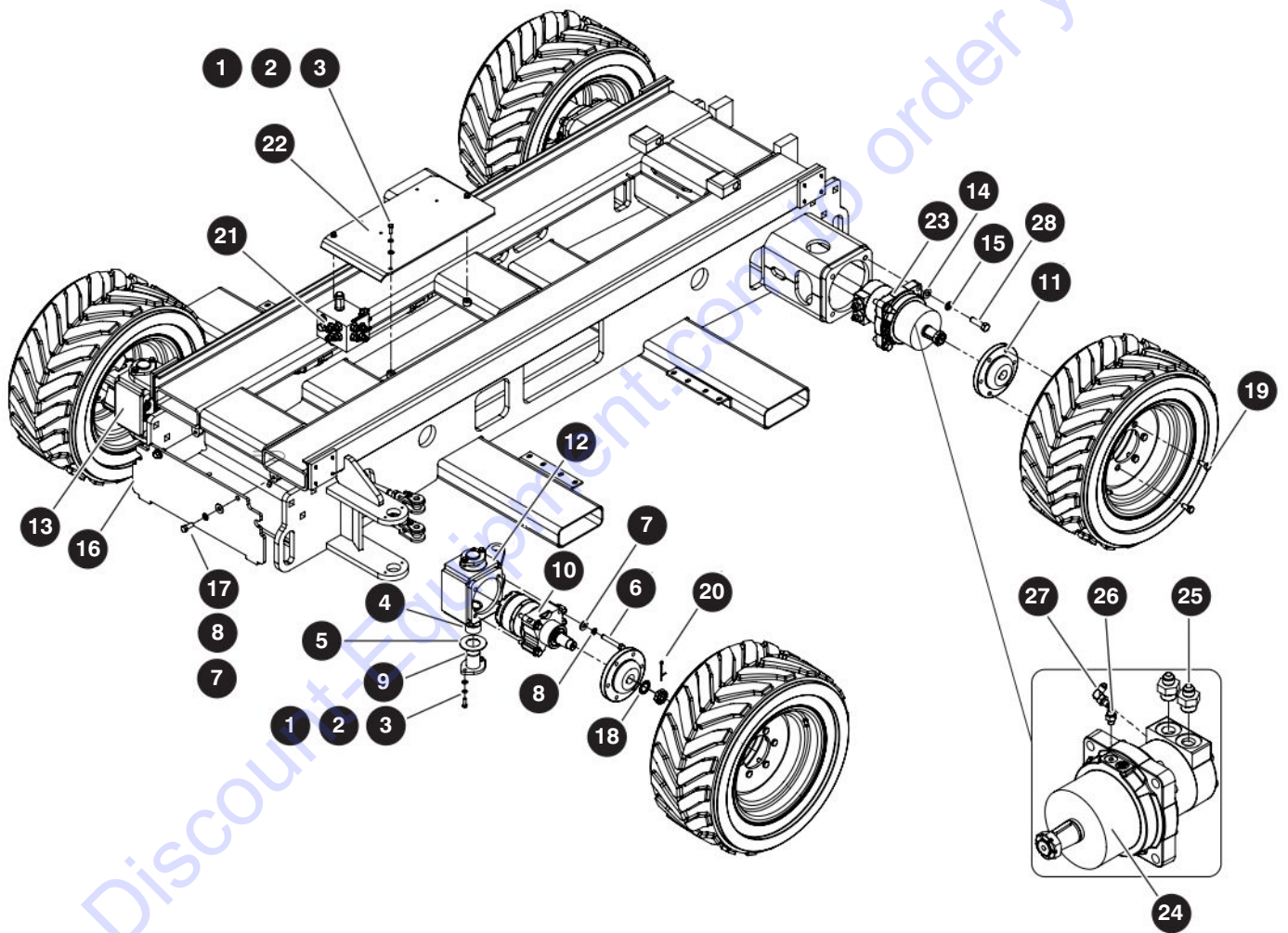
3.10 Outrigger Manifold



M138075AA

Index No.	Skyjack Part No.	Qty.	Description
-	138075	1	OUTRIGGER MANIFOLD
1	111970	1	• MANIFOLD BLOCK, Outrigger
2	103069	5	• FITTING, Straight (06 JICM – 06 ORBM)
3	113801	1	• PLUG, Cavity
4	103613	1	• COIL, 12 V (2 prong)
5	103655	1	• VALVE, Poppet solenoid cartridge
6	104437	2	• FITTING, Plug (06ORBM hex socket)
7	114578	5	• FITTING, Elbow 90° (06JICM – 06ORBM)
8	103920	16	• BOLT, Socket head cap screw (#10–24 x 2")
9	153336	4	• VALVE ASSEMBLY, Directional spool valve 12 V (Hytos)
10	153337	8	• • COIL, D03 12 V Hytos

3.11 Base Drive



M135835AA

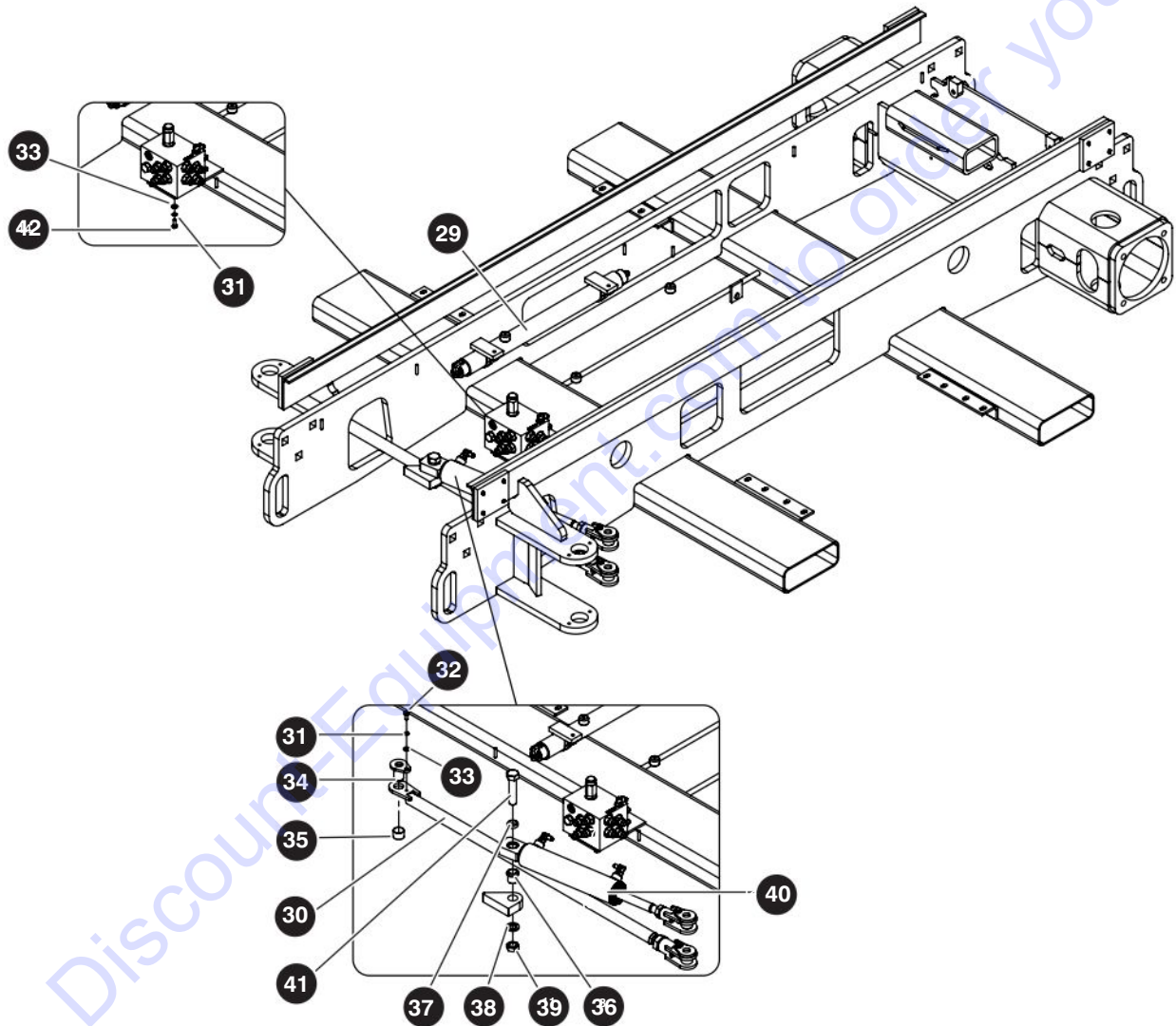
213559AA

SJ6826 RT, SJ6832 RT

3.11 Base Drive

Index No.	Skyjack Part No.	Qty.	Description
A	135835	1	BASE DRIVE WITH OUTRIGGERS
B	220765	1	BASE DRIVE WITHOUT OUTRIGGERS
1	103864	11	• BOLT, Hex head (5/16"-18 x 1", Grade 5)
2	103404	11	• WASHER, Lock (0.312")
3	103996	11	• WASHER, Flat (0.312")
4	170722	4	• BUSHING, DU (1.75" x 1")
5	170661	4	• BUSHING, (1.505" ID x 2.505" OD x 0.125")
6	103469	8	• BOLT, Hex head (1/2"-13 x 3.25", Grade 5)
7	104379	12	• WASHER, Flat (1/2" SAE AA)
8	103470	12	• WASHER, Lock (1/2" Grade 5)
9	170656	4	• PIN, Wheel pivot
10	138039	2	• FRONT WHEEL MOTOR ASSEMBLY
-	141656	1	• • MOTOR, Front wheel
-	132256	2	• • FITTING, Elbow 90° (08 JICM – 10 ORBM)
11	134716	4	• HUB, 6 ON 6 (1-1/2" shaft)
12	170659	1	• HOUSING WELDMENT, Front wheel motor
13	213381	1	• HOUSING WELDMENT, Front wheel motor, Right hand
14	700782	8	• WASHER, Flat (5/8")
15	103998	8	• WASHER, Lock (5/8")
16	137123	2	• PLATE, Base front cover A
17	103906	4	• BOLT, Hex head (1/2"-13 x 1 1/4" Grade 5) A
18	103969	4	• WASHER, Internal tooth (1.125", zinc)
19	103199	24	• BOLT, Wheel (1/2"-20 UNF x 1.5")
20	140920	4	• PIN, Cotter 5/32 x 2.5"
21	(Ref.)	1	• SPLITTER MANIFOLD ASSEMBLY (For components, refer to Section 3.12 Splitter Manifold)
22	137960	1	• PLATE, Inverter mounting
23	138043	2	• REAR WHEEL MOTOR ASSEMBLY
24	141657	1	• • MOTOR, Rear wheel - with SAHR brake
25	105446	2	• • FITTING, Straight (08 JICM – 12 ORBM)
26	126128	1	• • FITTING, Straight (04 JICM – 04 ORBM)
27	125883	1	• • FITTING, Elbow 90° (04 JICM – 04 ORBM)
28	226109	8	• BOLT, Hex head (5/8"-11 x 2.25", Grade 5)

3.11 Base Drive



M135835AA3

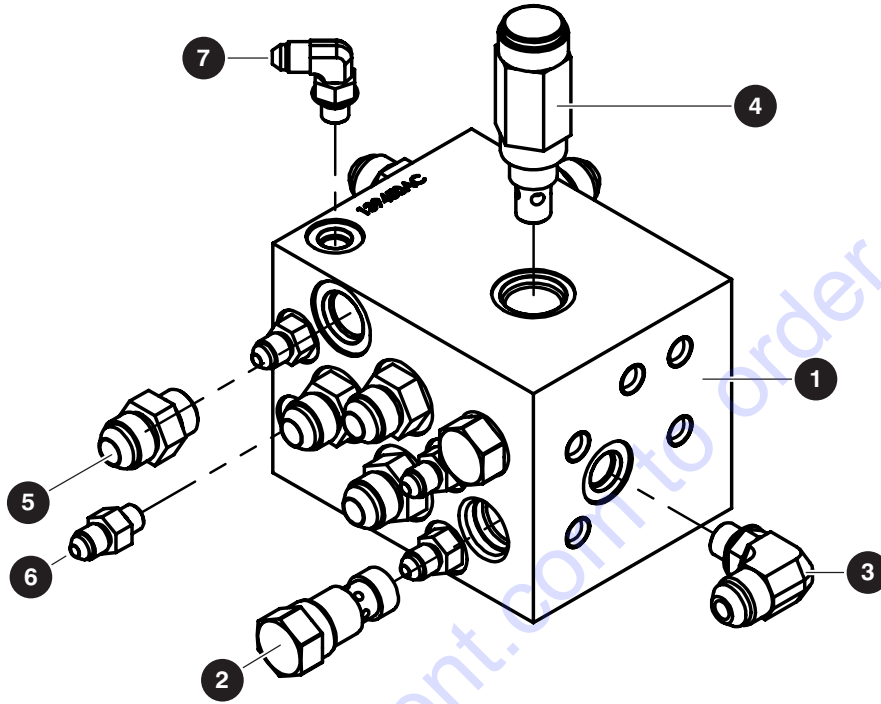
213559AA

SJ6826 RT, SJ6832 RT

3.11 Base Drive

Index No.	Skyjack Part No.	Qty.	Description
29	(Ref.)	1	<ul style="list-style-type: none"> CUSHION CYLINDER (For components, refer to Section 3.15 Cushion Cylinder)
30	(Ref.)	1	<ul style="list-style-type: none"> TIE ROD (For components, refer to Section 3.13 Tie Rod)
31	104000	7	<ul style="list-style-type: none"> WASHER, Lock (1/4")
32	103892	3	<ul style="list-style-type: none"> BOLT, Hex-head (1/4"-20 x 5/8", Grade 5)
33	103995	7	<ul style="list-style-type: none"> WASHER, Flat (1/4")
34	136519	3	<ul style="list-style-type: none"> PIN, Tie rod/steer cylinder
35	137811	3	<ul style="list-style-type: none"> BUSHING, Housing (1" diameter x 3/4")
36	113432	1	<ul style="list-style-type: none"> PIN, Steer cylinder
37	102028	1	<ul style="list-style-type: none"> SPACER, Steering clevis
38	104002	1	<ul style="list-style-type: none"> WASHER, Lock (3/4")
39	100252	1	<ul style="list-style-type: none"> NUT, Hex head jam (3/4"-10, Grade 5)
40	(Ref.)	1	<ul style="list-style-type: none"> CYLINDER ASSEMBLY, Steer (For components, refer to Section 3.14 Steer Cylinder)
41	113489	1	<ul style="list-style-type: none"> BOLT, Hex head (3/4"-10 x 3.25", Grade 8)
42	103856	4	<ul style="list-style-type: none"> BOLT, Hex head (1/4"-20 x 0.75", Grade 5)
-	(Ref.)	1	<ul style="list-style-type: none"> DIAGRAM, Splitter manifold plumbing (For components, refer to Section 8.2 Hose Kit)

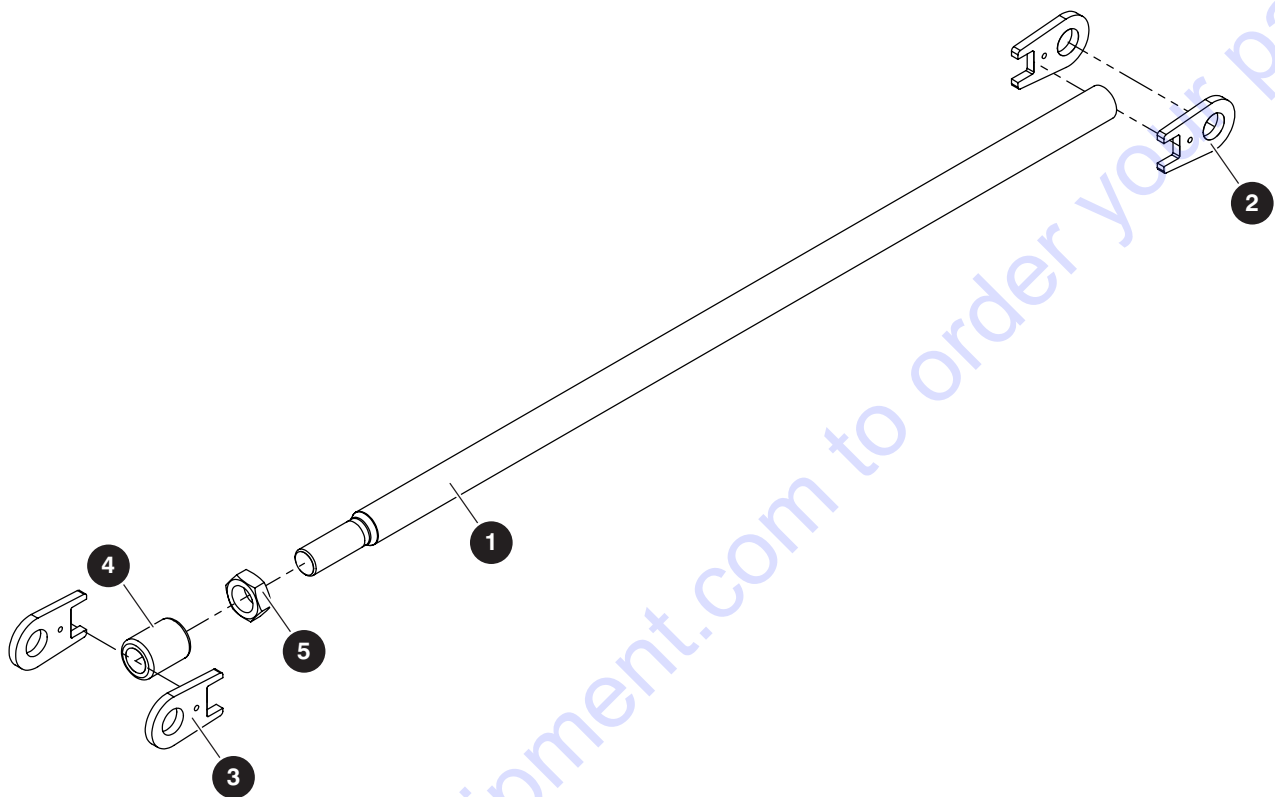
3.12 Splitter Manifold



M138045AA

Index No.	Skyjack Part No.	Qty.	Description
-	138045	1	SPLITTER MANIFOLD
1	139450	1	• MANIFOLD, Splitter (with plugs)
2	104624	4	• VALVE, Pilot Check
3	114582	1	• FITTING, Elbow (6-8 O-ring)
4	139683	1	• VALVE, Relief
5	102659	12	• FITTING, Straight (08 JICM – 08 ORBM)
6	126128	4	• FITTING, Straight (04 JICM – 04 ORBM)
7	125883	1	• FITTING, Elbow 90° (04 JICM – 04 ORBM)

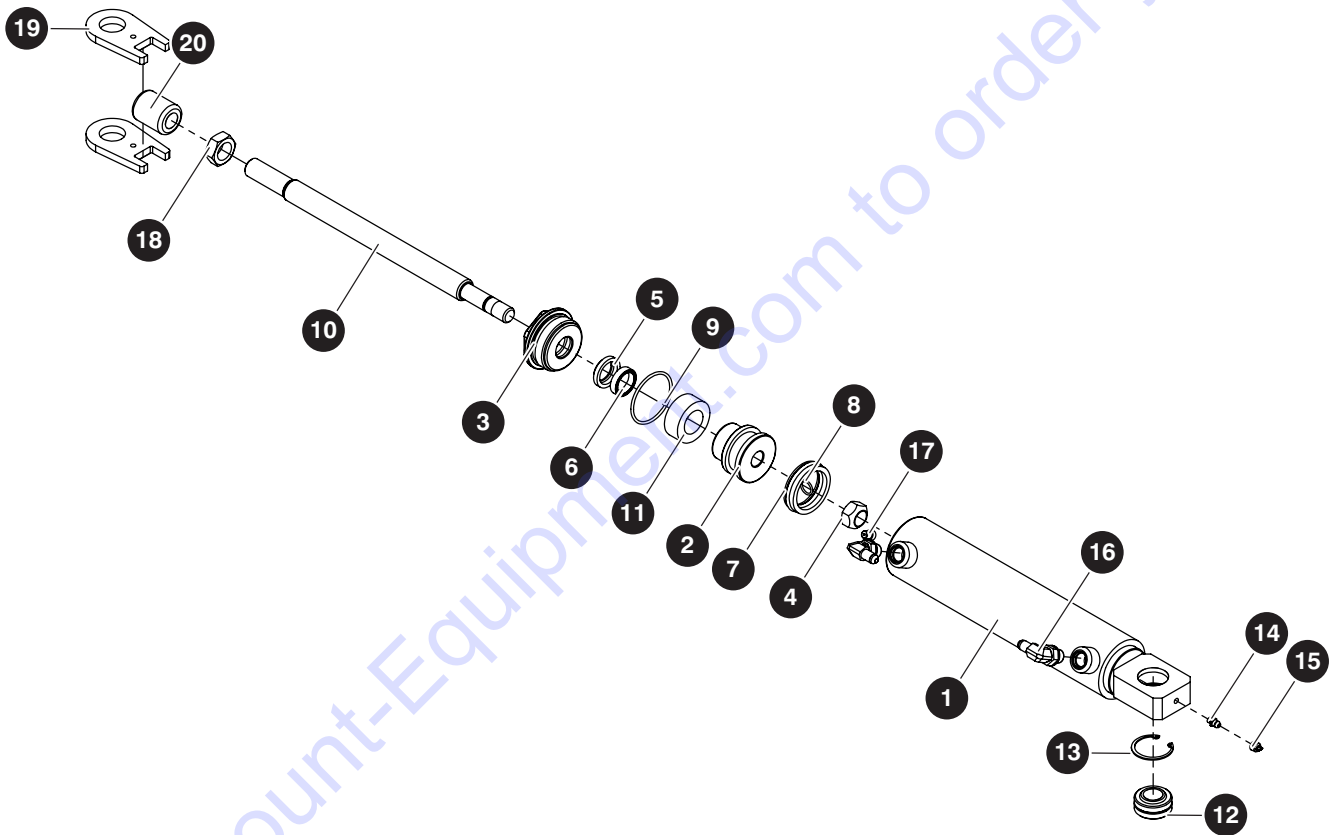
3.13 Tie Rod



M135911AA

Index No.	Skyjack Part No.	Qty.	Description
-	135911	1	TIE ROD
-	135894	1	• TIE ROD WELDMENT
1	136382	1	• • BAR, Round tie rod
2	142171	2	• • BRACKET, Cylindrical tie rod
-	142173	1	• TIE ROD WELDMENT, Clevis
3	107947	1	• • BRACKET, Tie rod
4	142172	1	• • CLEVIS, Round tie rod
5	136379	2	• NUT, Hex head jam (1-15 Grade 5)

3.14 Steer Cylinder



M135896AA

213559AA

80

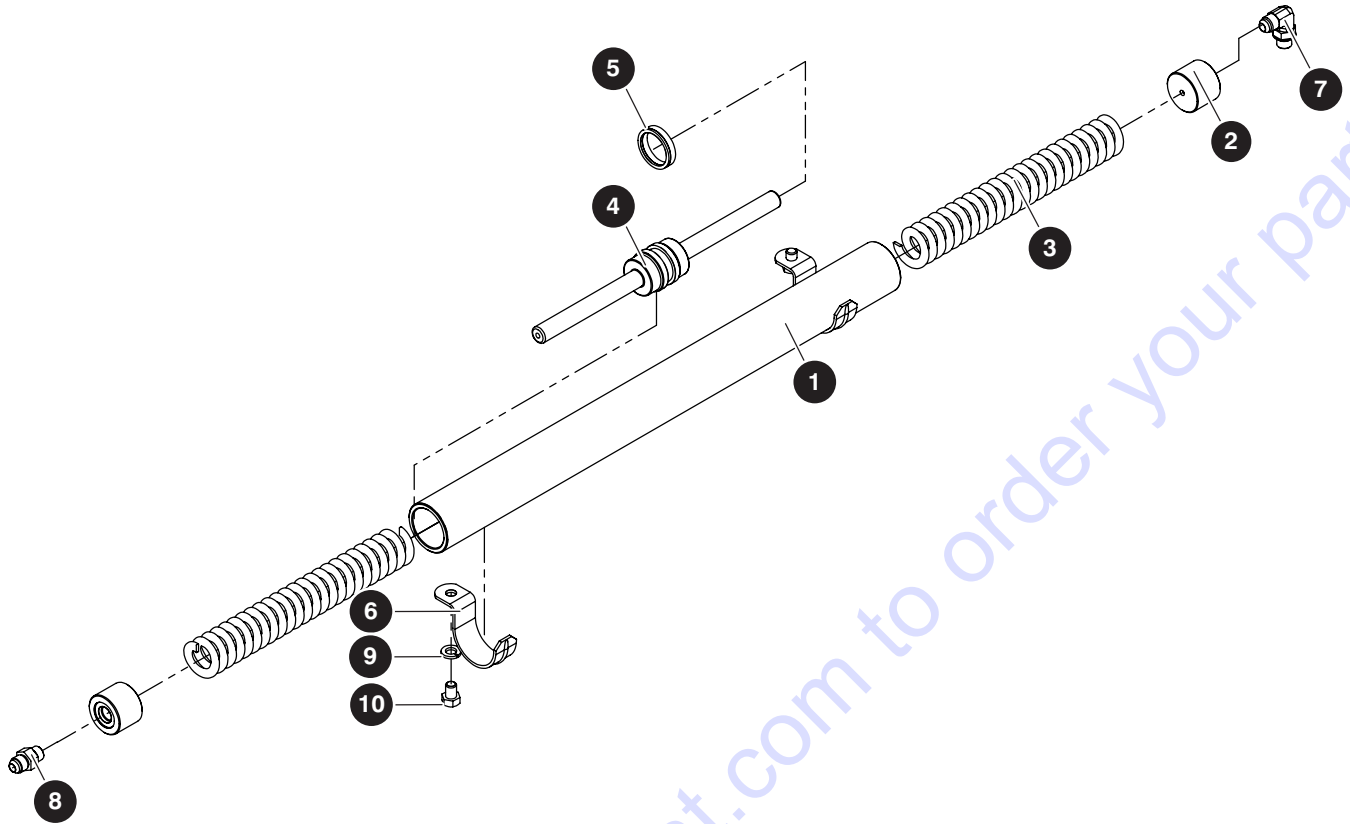
SJ6826 RT, SJ6832 RT

SKYJACK

3.14 Steer Cylinder

Index No.	Skyjack Part No.	Qty.	Description
-	135896	1	STEER CYLINDER
-	137995	1	• STEER CYLINDER, Fitting
-	137994	1	• • STEER CYLINDER, Bar
1	120404	1	• • • WELDMENT, Cylinder barrel
2	120633	1	• • • PISTON, Steer cylinder (Universal)
3	120401	1	• • • GLAND, Steer cylinder (Universal)
4	103830	1	• • • NUT, Crownlock (5/8"-11, Grade C)
5	113349	1	• • • WIPER, Seal (7/8" U-Series #U-875)
6	113350	1	• • • ROD, Seal
7	107935	1	• • • SEAL, Piston (1.625" ID)
8	110976	1	• • • SEAL, O-ring (Parker 2-014 N70)
9	120438	1	• • • SEAL, O-ring (Parker 2-136)
10	136477	1	• • • ROD, Piston
11	136479	1	• • • SPACER
12	102025	1	• • • BEARING, Spherical
13	104114	1	• • • RING, Retaining
14	103513	1	• • • FITTING, Grease
15	132565	1	• • • CAP, Grease fitting
16	129127	2	• • FITTING, 90 elbow 4-6
17	139679	1	• • ORIFICE, 0.375" OD 9 0.055
18	100252	1	• NUT, Hex head jam (0.75"-10 Grade 5)
-	135895	1	• END, Cylinder rod (Female)
19	136379	2	• • BRACKET, Tie rod
20	136383	1	• • CLEVIS, Round tie rod
K	113443	1	KIT, Seal repair

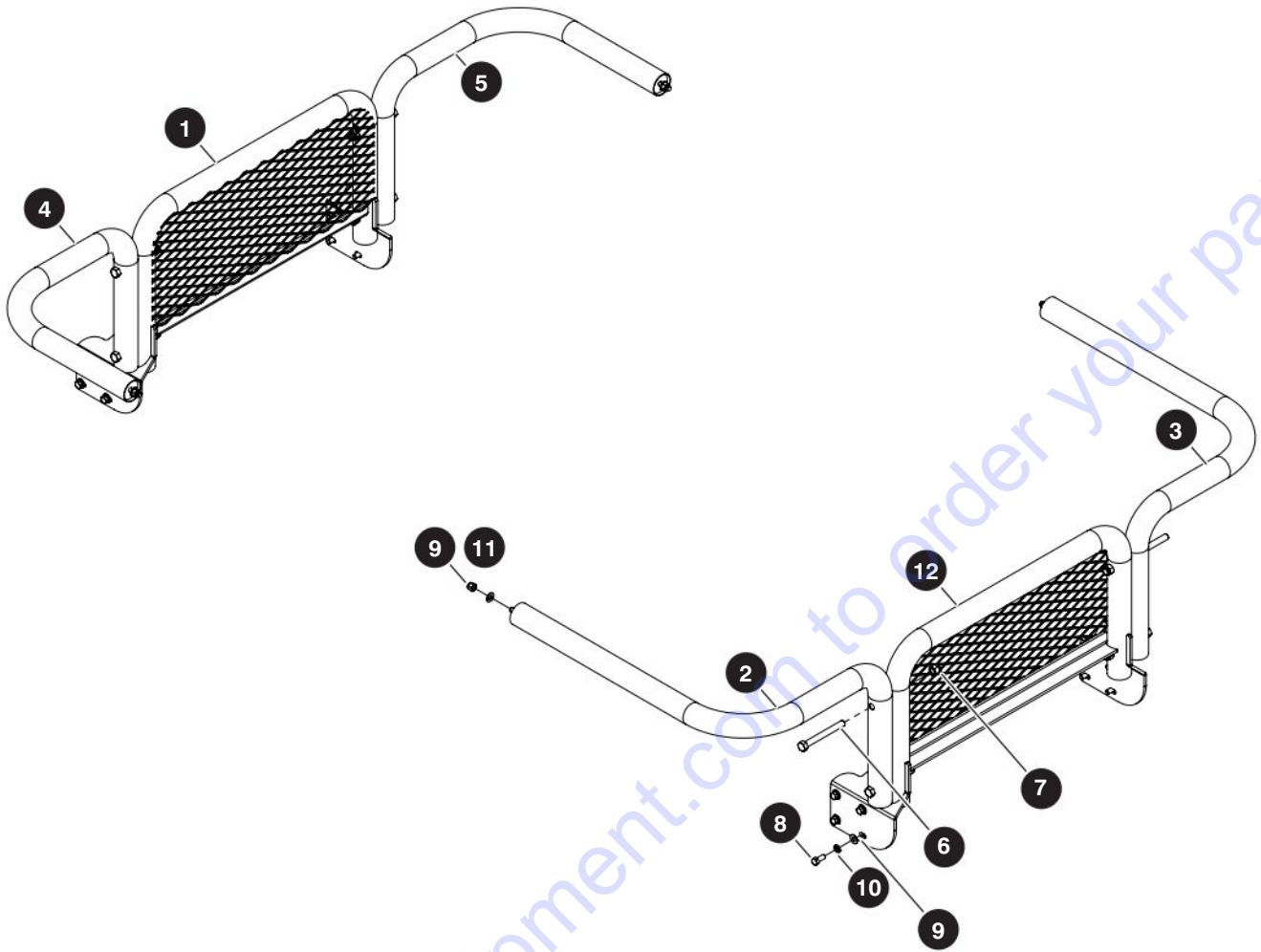
3.15 Cushion Cylinder



M143630AA2

Index No.	Skyjack Part No.	Qty.	Description
-	143630	1	CUSHION CYLINDER
-	107752	1	• CUSHION CYLINDER
1	105405	1	• • CYLINDER BARREL
2	103834	2	• • PLUG END, Cushion cylinder
3	102697	2	• • SPRING, Cushion cylinder
4	211888	1	• • PISTON, Cushion cylinder
5	103825	1	• • SEAL, Piston (1.250" ID)
6	102971	2	• BRACKET, Conduit
7	114578	1	• FITTING, Elbow 90° (06 JICM – 06 ORBM)
8	103069	1	• FITTING, Straight (06 JICM – 06 ORBM)
9	103999	2	• WASHER, Lock (3/8")
10	111921	2	• BOLT, Hex head (3/8"-16 x 1/2", Grade 5)

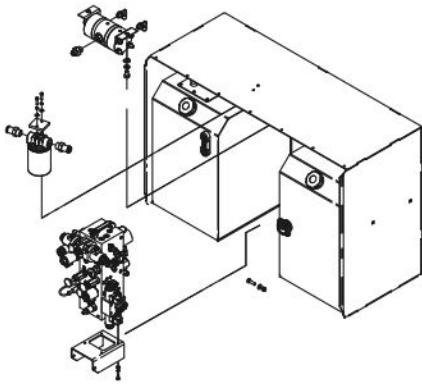
3.16 Scissor Guard - CE



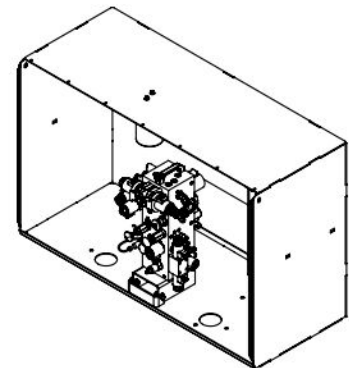
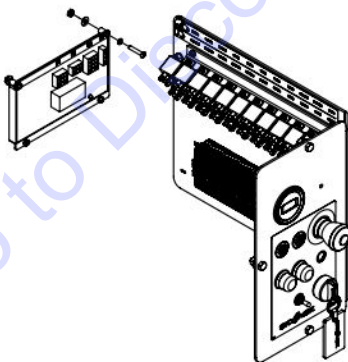
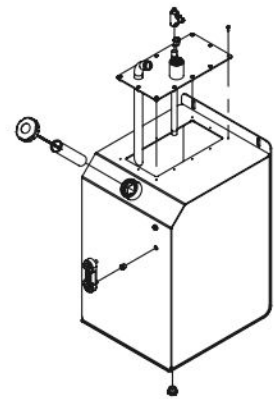
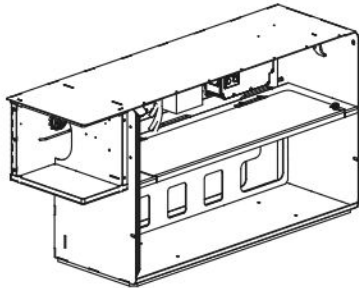
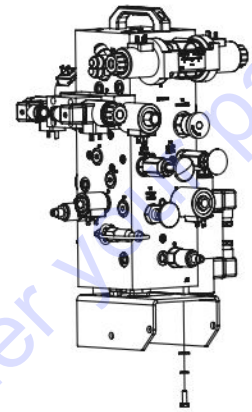
M135917AA

Index No.	Skyjack Part No.	Qty.	Description
-	135917	1	SCISSOR GUARD - CE
1	139400	1	• GUARD WELDMENT, Rear scissor
2	139403	1	• GUARD WELDMENT, Front right scissor
3	139404	1	• GUARD WELDMENT, Front left scissor
4	139408	1	• GUARD WELDMENT, Rear right scissor
5	139407	1	• GUARD WELDMENT, Rear left scissor
6	111420	8	• BOLT, Hex head (1/2"-13 x 4.5000", Grade 5)
7	702507	8	• NUT, Hex nylon lock (1/2"-13, Grade C)
8	300437	16	• BOLT, Hex head (3/8"-16 x 2.25", Grade 5)
9	103472	20	• WASHER, Flat (3/8")
10	103999	16	• WASHER, Lock (3/8")
11	104606	4	• NUT, Hex nylon lock (3/8"-16, Grade 5)
12	139401	1	• GUARD WELDMENT, Front scissor

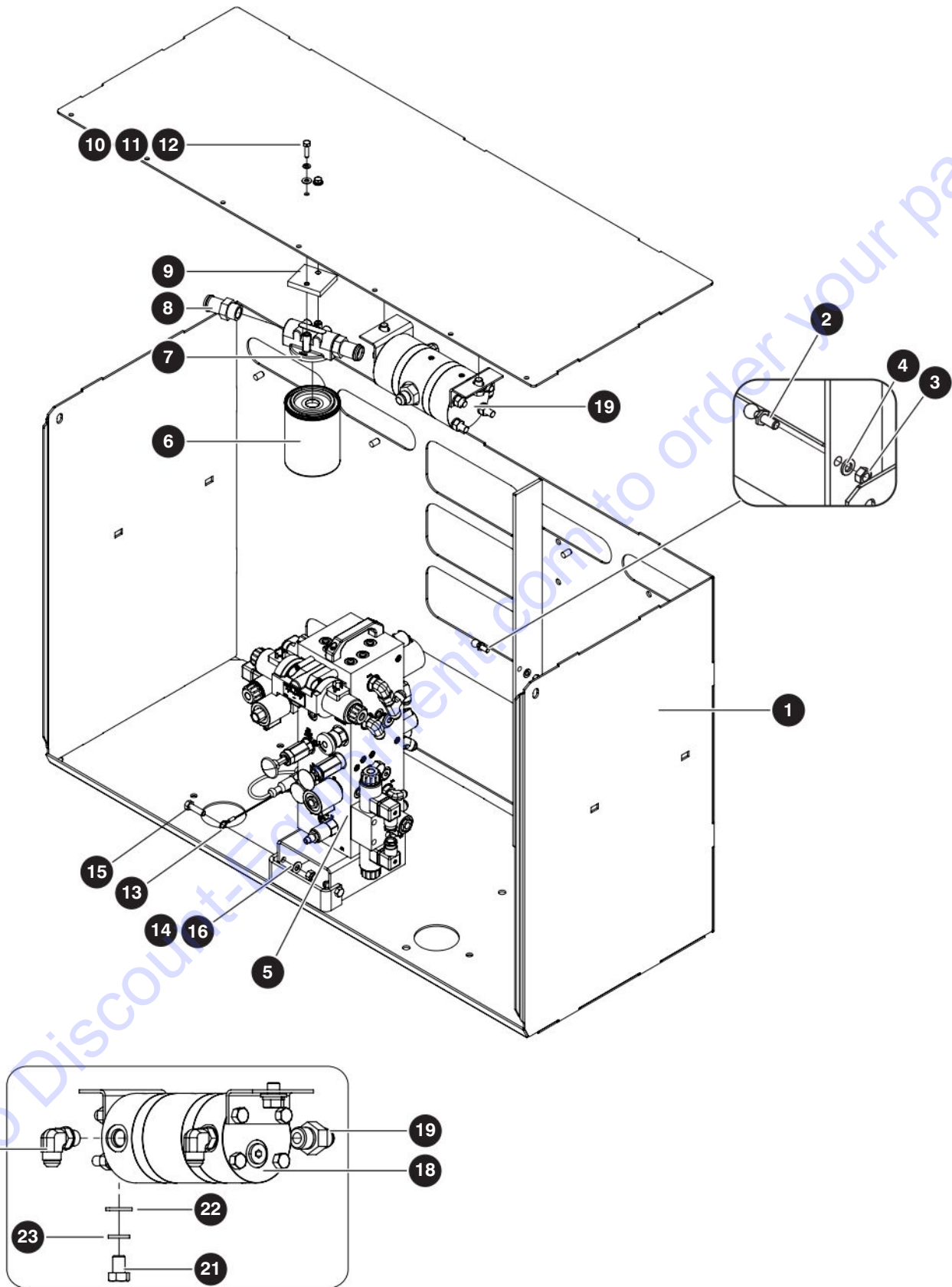
Section 4 – Hydraulics and Electricals



- 4.1 "Hydraulic Cabinet"
- 4.2 "Main Manifold - Mounted with Outriggers"
- 4.5 "Base Assembly - Tanks and Hydraulics"
- 4.6 "Hydraulic Oil Tank"
- 4.7 "Fuel Tank"
- 4.8 "Hydraulic Cabinet Door"
- 4.9 "Engine Cabinet Door"
- 4.10 "Engine Cabinet"
- 4.11 "Electric Panel Standard - SJ68XX RT, ANSI/CSA, AS"
- 4.12 "Electric Panel Standard - SJ68XX RT, CE"
- 4.13 "Electric Panel Standard - SJ6832 RT, KC"
- 4.14 "Electric Panel - Positive Air Shutoff"
- 4.15 "Electric Panel - Soft Stop"
- 4.16 "Key Switch - 3 Way"
- 4.17 "Control Module"
- 4.18 "Power to Platform - ANSI/CSA, KC"
- 4.19 "Power to Platform - CE/AS"



4.1 Hydraulic Cabinet



M207130AA

213559AA

86

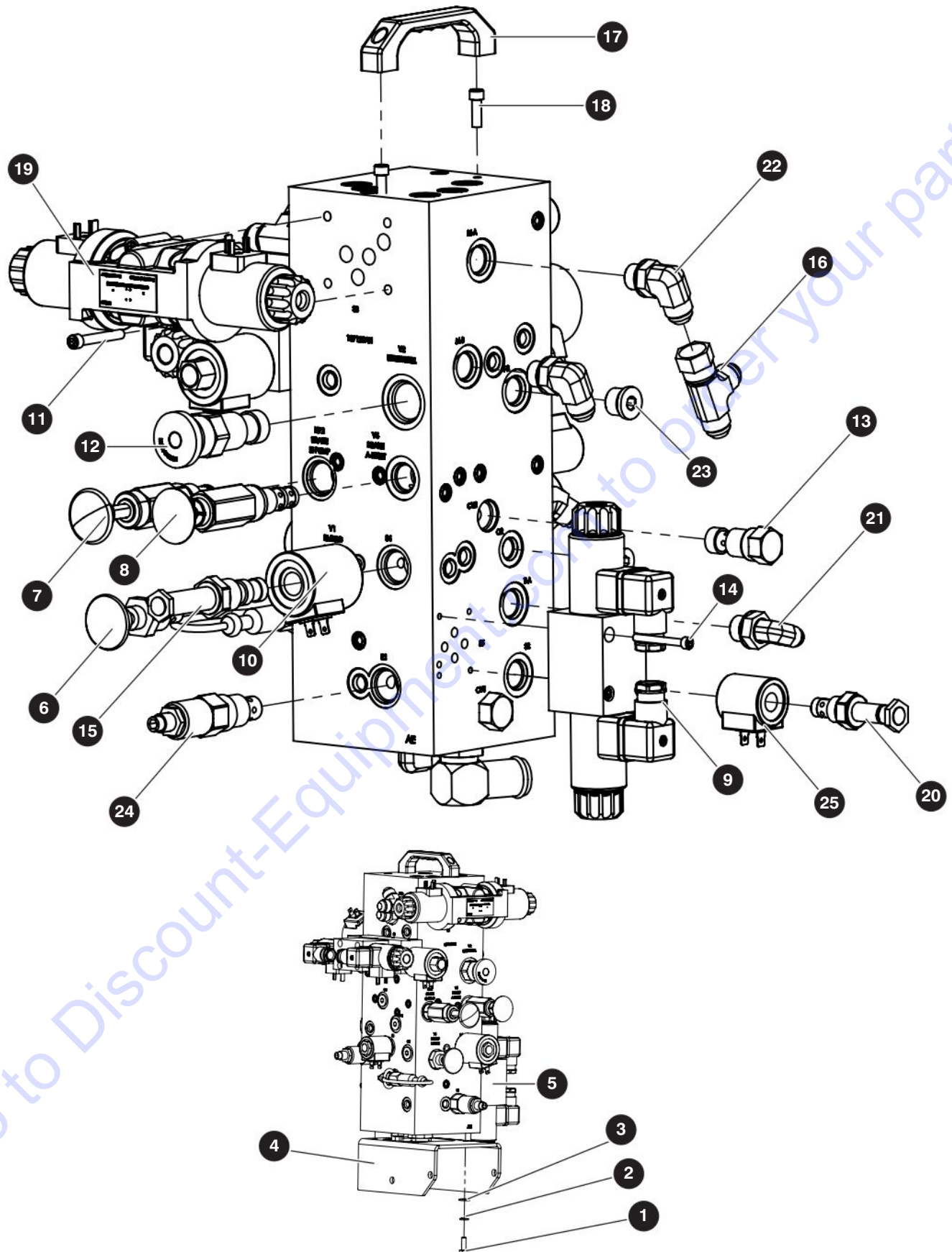
SJ6826 RT, SJ6832 RT

SKYJACK

4.1 Hydraulic Cabinet

Index No.	Skyjack Part No.	Qty.	Description
-	207130	1	HYDRAULIC CABINET
1	207118	1	• CABINET WELDMENT, Hydraulic
2	138026	1	• STUD, Ball (13 mm)
3	100397	1	• NUT, Hex head (5/16"-18 Grade 5)
4	103404	1	• WASHER, Lock (0.312")
5	(Ref.)	1	• MANIFOLD, Main (mounted outriggers) (For components, refer to Section 4.2 Main Manifold - Mounted with Outriggers)
	136408	1	• FILTER, hardware
-	136405	1	• • FILTER ASSEMBLY
6	108628	1	• • • FILTER, Oil
7	136403	1	• • • HEAD, Filter
8	112187	2	• • FITTING, Hose barb
9	137450	1	• • PLATE, Return filter mount
10	103995	2	• • WASHER, Flat (1/4")
11	104000	2	• • WASHER, Lock (1/4")
12	103857	2	• • BOLT, Hex head (1/4"-20 x 1", Grade 5)
13	124548	1	• PIN, Quick release
14	103472	2	• WASHER, Flat (0.375")
15	101297	2	• BOLT, Hex head (0.375"-16 x 1.25" Grade 5)
16	104606	2	• NUT, Hex lock (3/8"-16 Grade 5, nylon)
17	169282	1	• DIVIDER, Gear flow with fittings
18	161944	1	• • FLOW DIVIDER, Gear type
19	137490	1	• • FITTING, Straight (10 JICM - 12 ORBM)
20	114583	2	• • FITTING, Elbow 90° (08 JICM - 08 ORBM)
21	116997	2	• • BOLT, Hex head (1/2"-13 x 3/4", Grade 5)
22	103468	2	• • WASHER, Flat (1/2")
23	103470	2	• • WASHER, Lock (1/2")

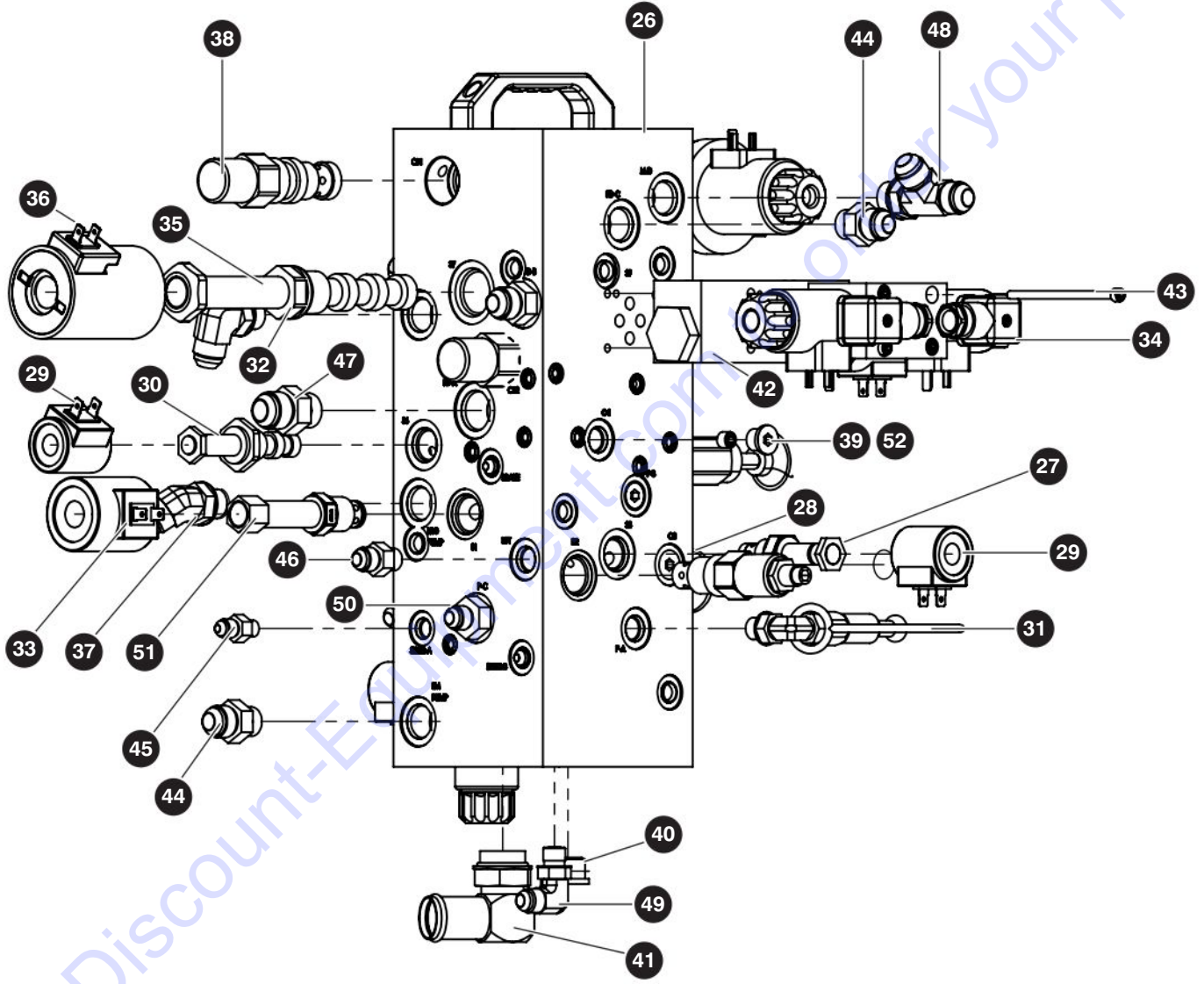
4.2 Main Manifold - Mounted with Outriggers



4.2 Main Manifold - Mounted with Outriggers

Index No.	Skyjack Part No.	12Qty.	Description
-	207131	1	MAIN MANIFOLD (Mounted with Outriggers)
1	103856	4	• BOLT, Hex head (1/4"-20 x 3/4", Grade 5)
2	104000	4	• WASHER, Lock (1/4")
3	103995	4	• WASHER, Flat (1/4")
4	199846	1	• BRACKET, Manifold Valve Base
5	160833	1	• MAIN MANIFOLD ASSEMBLY (with outriggers)
6	107271	1	• • VALVE, Manual directional
7	110652	1	• • PUMP, Cavity hand
8	113752	1	• • VALVE, Auto reset
9	153336	2	• • VALVE ASSEMBLY, Directional spool
10	106272	2	• • COIL, 12 V
11	103942	4	• • BOLT, Socket head (1/4"-20 x 1.75", Grade 5)
12	137182	1	• • VALVE, Needle cartridge (NV12-20)
13	104624	2	• • VALVE, Pilot check
14	103919	4	• • BOLT, Socket head (#10-24 x 1.75", Grade 5)
15	106273	1	• • VALVE, Lift
16	106170	1	• • FITTING, Tee swivel (8 JIC)
17	137653	1	• • HANDLE, Pull
18	103941	2	• • BOLT, Socket (1/4"-20 x 3/4", Grade 5)
19	139256	1	• • VALVE ASSEMBLY, Directional spool
20	103656	1	• • VALVE, Small pump dump
21	102665	1	• • FITTING, Elbow 90° (06 JICM - 08 ORBM)
22	114583	3	• • FITTING, Elbow 90° (08 JICM - 08 ORBM)
23	115320	1	• • FITTING, Hydraulic plug (08MB)
24	104534	2	• • VALVE, Relief
25	103613	3	• • COIL, 12 V
26	137125	1	• MANIFOLD, Main with plugs
27	103655	1	• VALVE, Lowering (N.C.)
28	104534	2	• VALVE, Relief
29	103613	3	• COIL, 12 V
30	103623	1	• VALVE, Brake feed
31	122419	1	• QUICK DISCONNECT, System pressure
	122365	1	• • FITTING, Connector (6 SAE - 6 JIC)
	122385	1	• • COUPLER, Quick
	114521	1	• • DUST CAP, 600 Series

4.2 Main Manifold - Mounted with Outriggers



M160833AA

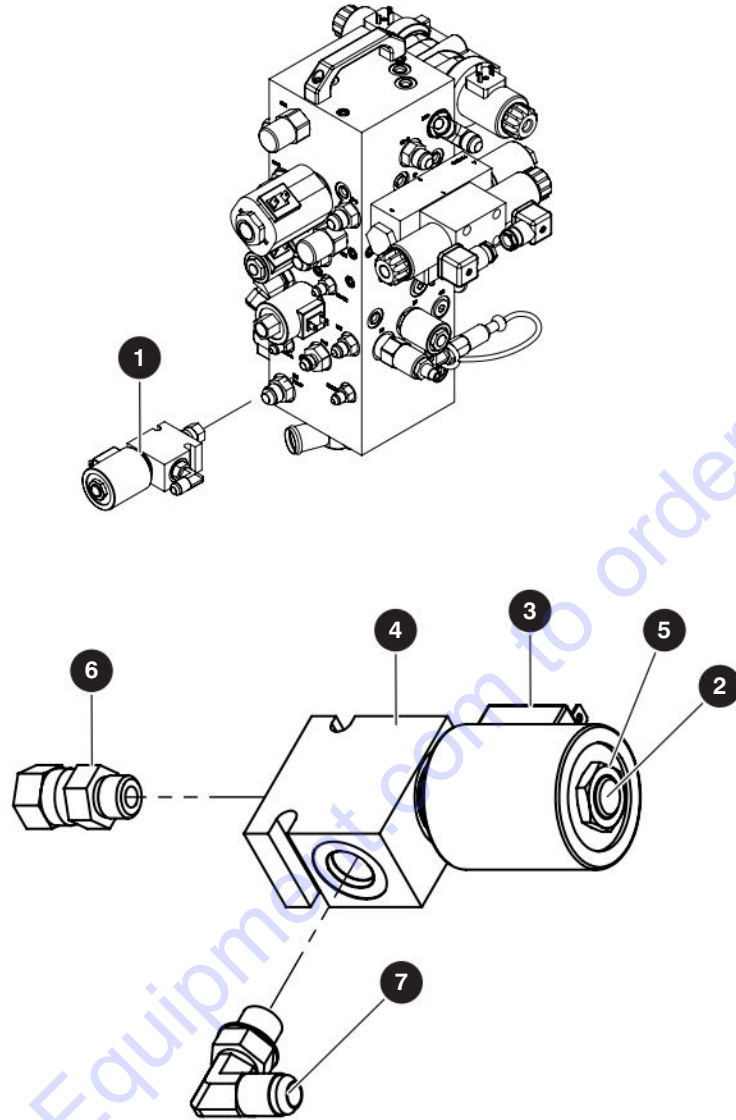
213559AA

SJ6826 RT, SJ6832 RT

4.2 Main Manifold - Mounted with Outriggers

Index No.	Skyjack Part No.	Qty.	Description
32	114583	3	• FITTING, Elbow 90° (08 JICM – 08 ORBM)
33	106272	2	• COIL, 12 V
34	153336	2	• VALVE ASSEMBLY, Directional spool
	153337	2	• • COIL, 12 V spool valve
35	139351	1	• VALVE, Series/Parallel
36	137513	1	• COIL, 12 V
37	139739	1	• FITTING, Elbow 45° (08 JICM – 08 ORBM)
38	137181	2	• VALVE, Cartridge counterbalance
39	104437	4	• PLUG
40	137629	1	• FITTING, Plug cavity (#12)
41	137626	1	• FITTING, Elbow 90° (SAE-12 to Barb-16)
42	139830	1	• SANDWICH VALVE ASSEMBLY
	140898	1	• • BLOCK, Sandwich manifold
	140897	1	• • PLUG, Cavity
	139834	4	• • O-RING
	106272	1	• • COIL, 12 V
	111937	1	• • VALVE, Solenoid
43	103923	4	• BOLT, Socket head(#10-24 x 3.5", Grade 5)
44	102659	3	• FITTING, Straight (08 JICM – 08 ORBM)
45	126128	3	• FITTING, Straight (04 JICM – 04 ORBM)
46	103069	1	• FITTING, Straight (06 JICM – 06 ORBM)
47	137630	1	• FITTING, Straight (10 JICM – 10 ORBM)
48	110554	1	• FITTING, Tee (08 JICM – 08 JICM – 08 ORBM)
49	114578	1	• FITTING, Elbow 90° (06 JICM – 06 ORBM)
50	103070	1	• FITTING, Straight (8 SAE – 6 JIC)
51	114365	1	• VALVE, Large pump dump (N.O.)
52	137508	1	• ORIFICE, Brake (0.028" diameter)

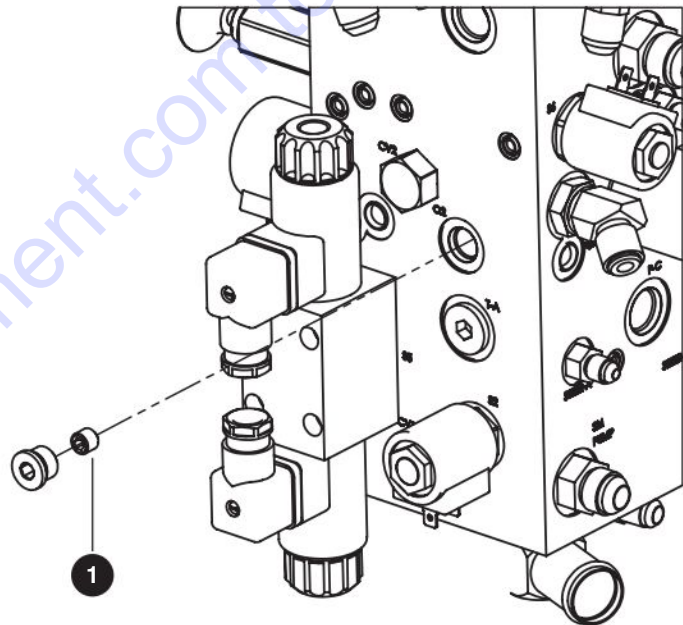
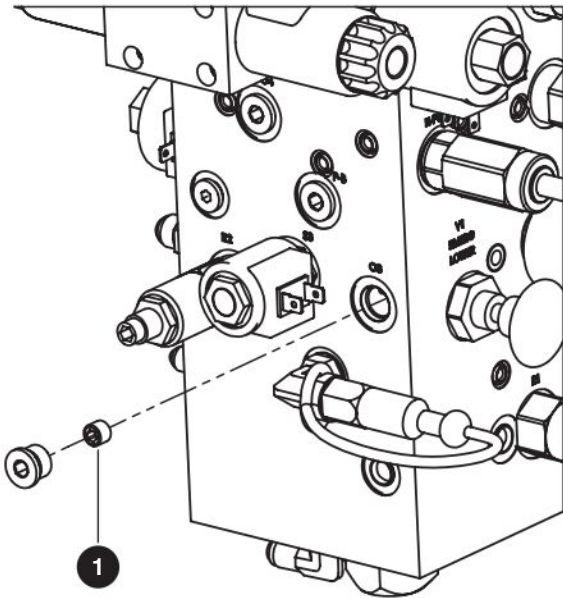
4.3 Hydraulic Modification - Soft Stop



M210156AA_1

Index No.	Skyjack Part No.	Qty.	Description
-	210156	1	HYDRAULIC MODIFICATION - Soft Stop
1	210155	1	• VALVE ASSEMBLY, Soft stop
-	210153	1	• • VALVE, Soft stop
2	199098	1	• • • CARTRIDGE, Soft stop
3	106272	1	• • • COIL, 12 V solenoid valve
4	199106	1	• • • BODY, Valve
5	199108	1	• • • NUT, Hydraforce coil
6	106498	1	• • ADAPTER
7	114578	1	• • FITTING, Elbow 90° (06 JICM – 06 ORBM)

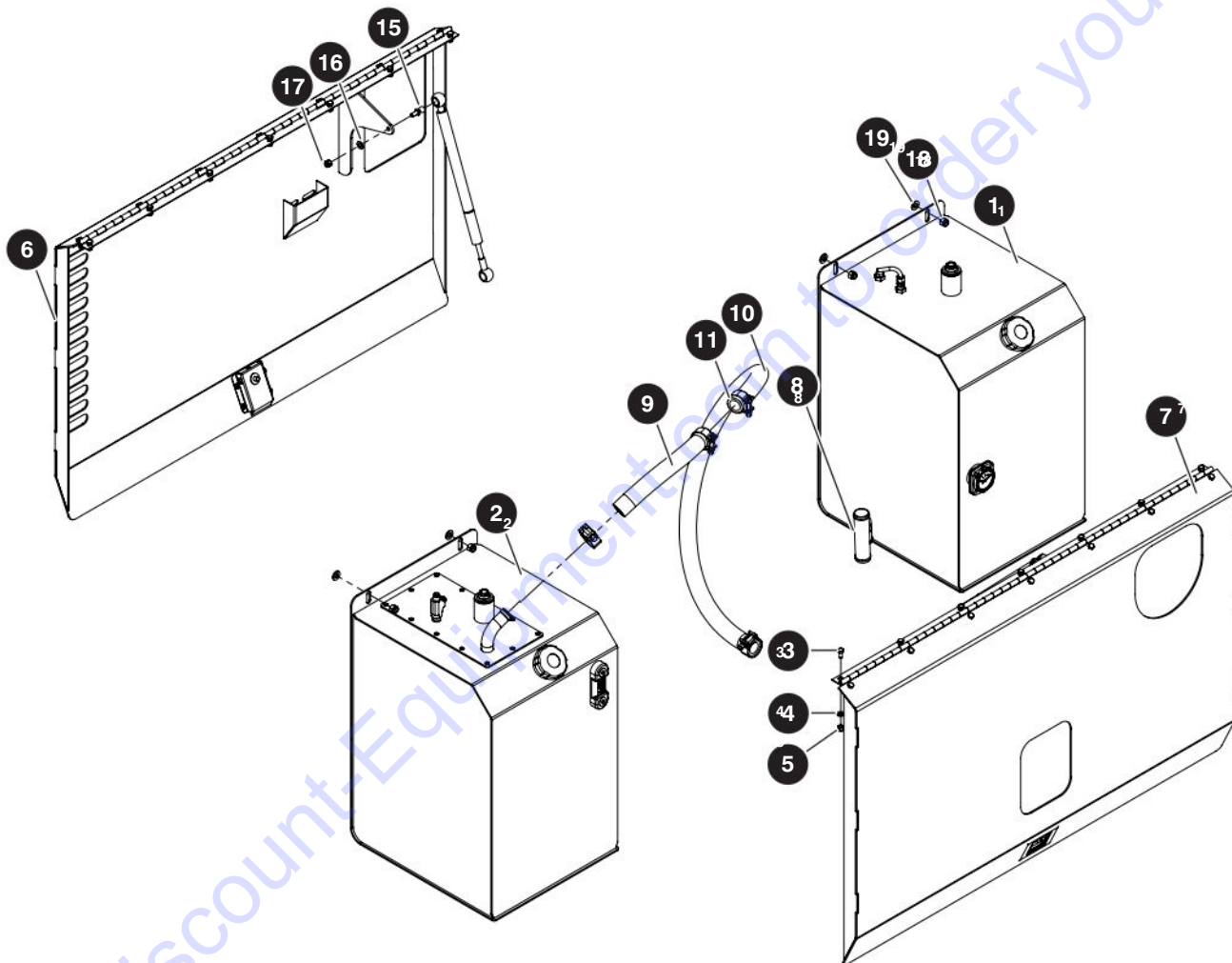
4.4 Orifice



M208709AA_1

Index No.	Skyjack Part No.	Qty.	Description
-	208709	1	ORIFICE (SJ6832 RT) - ANSI/CSA, CE, AS, KC
1	137509	2	• ORIFICE, Lowering (0.089" diameter)
-	208732	1	ORIFICE (SJ6826 RT) - ANSI/CSA, CE, AS
1	137510	2	• ORIFICE, Set Screw (0.106" diameter)

4.5 Base Assembly - Tanks and Hydraulics



M137817AA

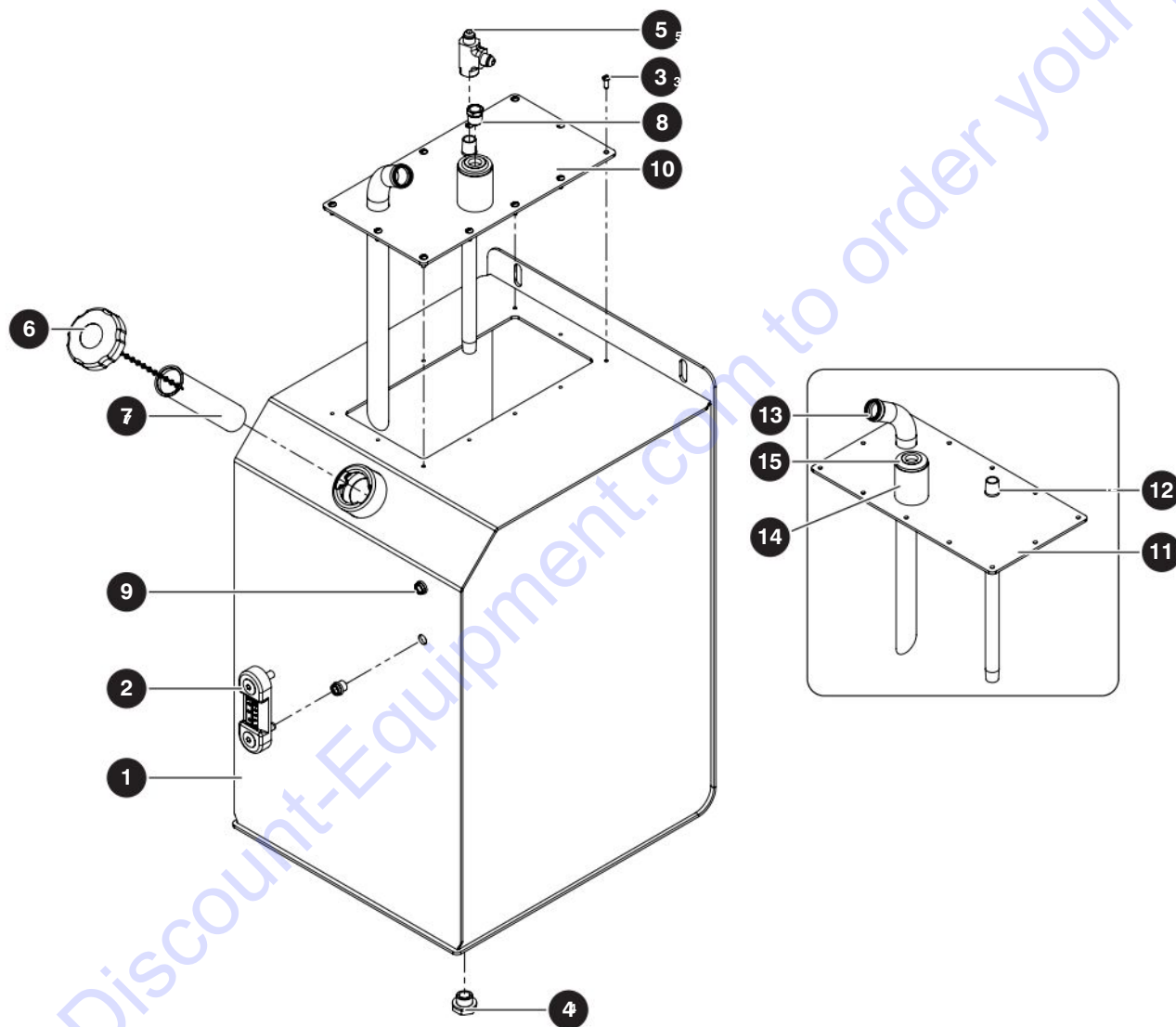
213559AA

SJ6826 RT, SJ6832 RT

4.5 Base Assembly - Tanks and Hydraulics

Index No.	Skyjack Part No.	Qty.	Description
-	137817	1	BASE ASSEMBLY (Tanks and Hydraulics)
1	(Ref.)	1	<ul style="list-style-type: none"> • FUEL TANK, Gas (For components, refer to Section 4.7 Fuel Tank)
2	(Ref.)	1	<ul style="list-style-type: none"> • OIL TANK, Hydraulic (For components, refer to Section 4.6 Hydraulic Oil Tank)
3	103892	14	<ul style="list-style-type: none"> • BOLT, Hex head (1/4"-20 x 5/8", Grade 5)
4	103995	14	<ul style="list-style-type: none"> • WASHER, Flat (1/4")
5	115649	14	<ul style="list-style-type: none"> • NUT, Hex lock (1/4"-20 Grade 5, nylon)
6	(Ref.)	1	<ul style="list-style-type: none"> • DOOR, Engine Cabinet (For components, refer to Section 4.9 Engine Cabinet Door)
7	(Ref.)	1	<ul style="list-style-type: none"> • DOOR, Hydraulic Cabinet (For components, refer to Section 4.8 Hydraulic Cabinet Door)
8	137204	1	<ul style="list-style-type: none"> • TUBE, Suction
9	136454	1	<ul style="list-style-type: none"> • HOSE ASSEMBLY (1" diameter x 11")
10	137485	1	<ul style="list-style-type: none"> • HOSE ASSEMBLY (1" diameter x 41.5")
11	114326	6	<ul style="list-style-type: none"> • HOSE CLAMP (40-43)
12	133654	2	<ul style="list-style-type: none"> • HOSE, Tank truck (1.25" diameter x 3.5")
13	103320	4	<ul style="list-style-type: none"> • CLAMP, Gear (#16)
14	107952	1	<ul style="list-style-type: none"> • WASHER, Bronze (1.25" ID x 2.375" OD x 1/8")
15	138026	2	<ul style="list-style-type: none"> • STUD, Ball (13 mm)
16	103996	2	<ul style="list-style-type: none"> • WASHER, Flat (5/16")
17	103984	2	<ul style="list-style-type: none"> • NUT, Hex nylon lock (5/16"-18, Grade 5)
18	104606	4	<ul style="list-style-type: none"> • NUT, Hex head nylon lock (3/8" - 16, Grade 5)
19	125959	4	<ul style="list-style-type: none"> • WASHER, Flat (3/8" hard)

4.6 Hydraulic Oil Tank



M136273AA

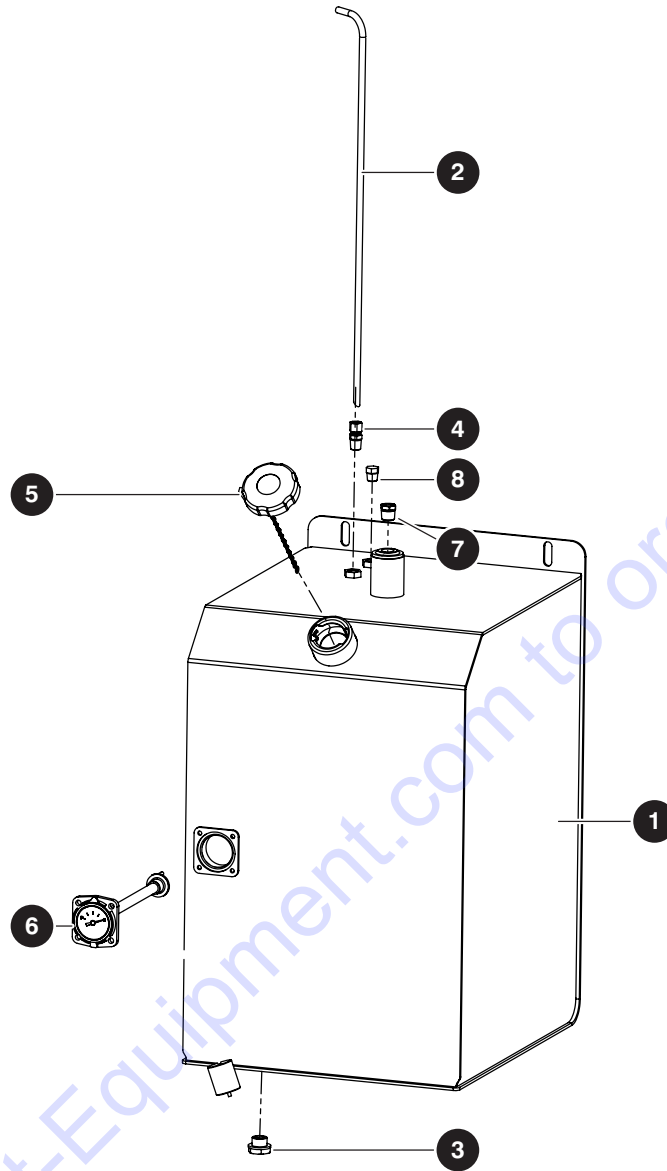
213559AA

SJ6826 RT, SJ6832 RT

4.6 Hydraulic Oil Tank

Index No.	Skyjack Part No.	Qty.	Description
-	136273	1	HYDRAULIC OIL TANK
1	136259	1	• TANK, Oil
2	103263	1	• GAUGE, Oil level/temp
3	103962	12	• BOLT, Machine head (#10-32 x 1/2")
4	117701	1	• FITTING, Magnetic drain plug
5	139468	1	• FITTING, Hydraulic tee
6	136369	1	• CAP, Fuel (filler non-vented)
7	132128	1	• STRAINER, Tank
8	137540	1	• VENT, Breather (3/8" NPT)
9	124311	2	• INSERT, Threaded
10	136262	1	• LID, Oil tank
11	136252	1	• • LID, Oil tank plate
12	109274	1	• • FITTING, Pipe nipple
13	136406	1	• • TUBE, Return
14	136513	1	• • Pipe, 1.25 SCH 80 x 2
15	142164	1	• • WELD FLANGE, 3/8" NPT

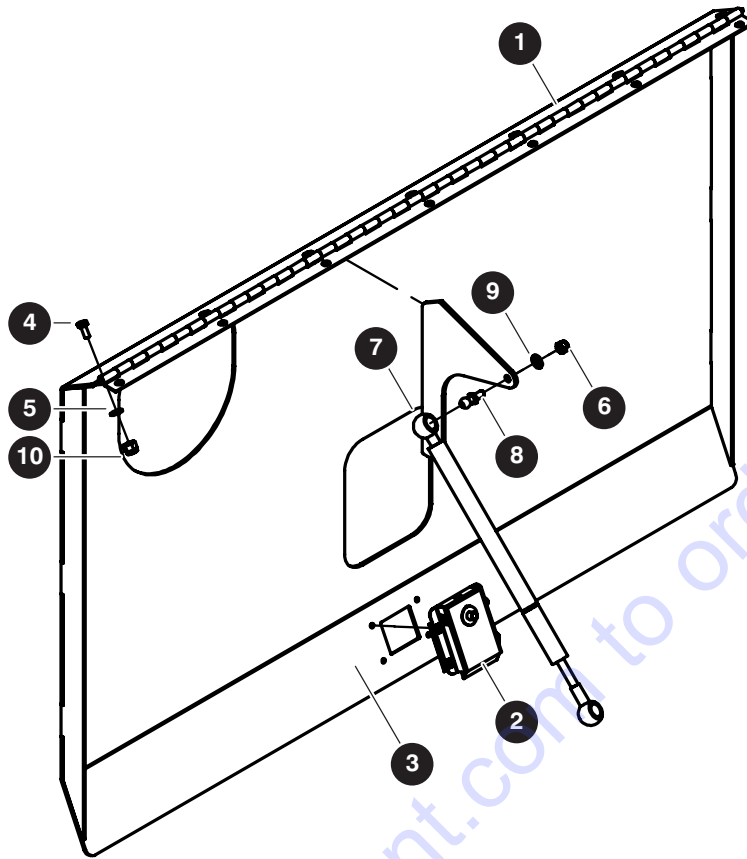
4.7 Fuel Tank



M136272AA

Index No.	Skyjack Part No.	Qty.	Description
-	136272	1	FUEL TANK (Gas)
1	136258	1	• TANK, Fuel
2	136289	1	• TUBE, Suction
3	117701	1	• PLUG (3/4-16UNF with magnet)
4	103155	1	• FITTING, Brass tank (#T68-5B)
5	136369	1	• CAP, Fuel (filler non-vented)
6	136427	1	• GAUGE, Level
7	137540	1	• VENT, Breather (3/8" NPT)
8	102932	1	• PLUG, Pressure

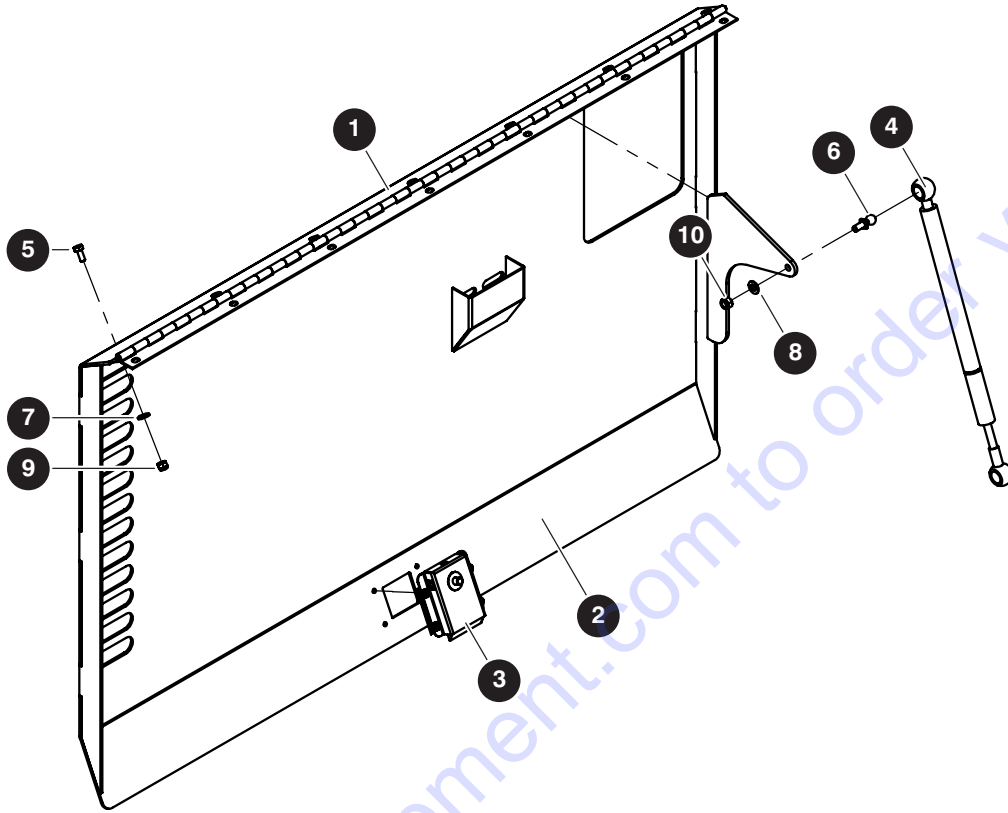
4.8 Hydraulic Cabinet Door



M138041AA

Index No.	Skyjack Part No.	Qty.	Description
-	138041	1	HYDRAULIC CABINET DOOR
1	136996	1	• HINGE, Cabinet door
2	137005	1	• LATCH, Sliding with trim plate
3	136355	1	• DOOR, Hydraulic cabinet
4	103892	7	• BOLT, Hex head (1/4"-20 x 5/8", Grade 5)
5	103995	7	• WASHER, Flat (1/4")
6	115649	7	• NUT, Hex nylon lock (1/4"-20, Grade 5)
7	138026	1	• STUD, Ball (13 mm)
8	137183	1	• GAS SPRING (10" stroke)
9	103996	1	• WASHER, Flat (5/16")
10	103984	1	• NUT, Hex head nylon lock (5/16"-18, Grade 5)

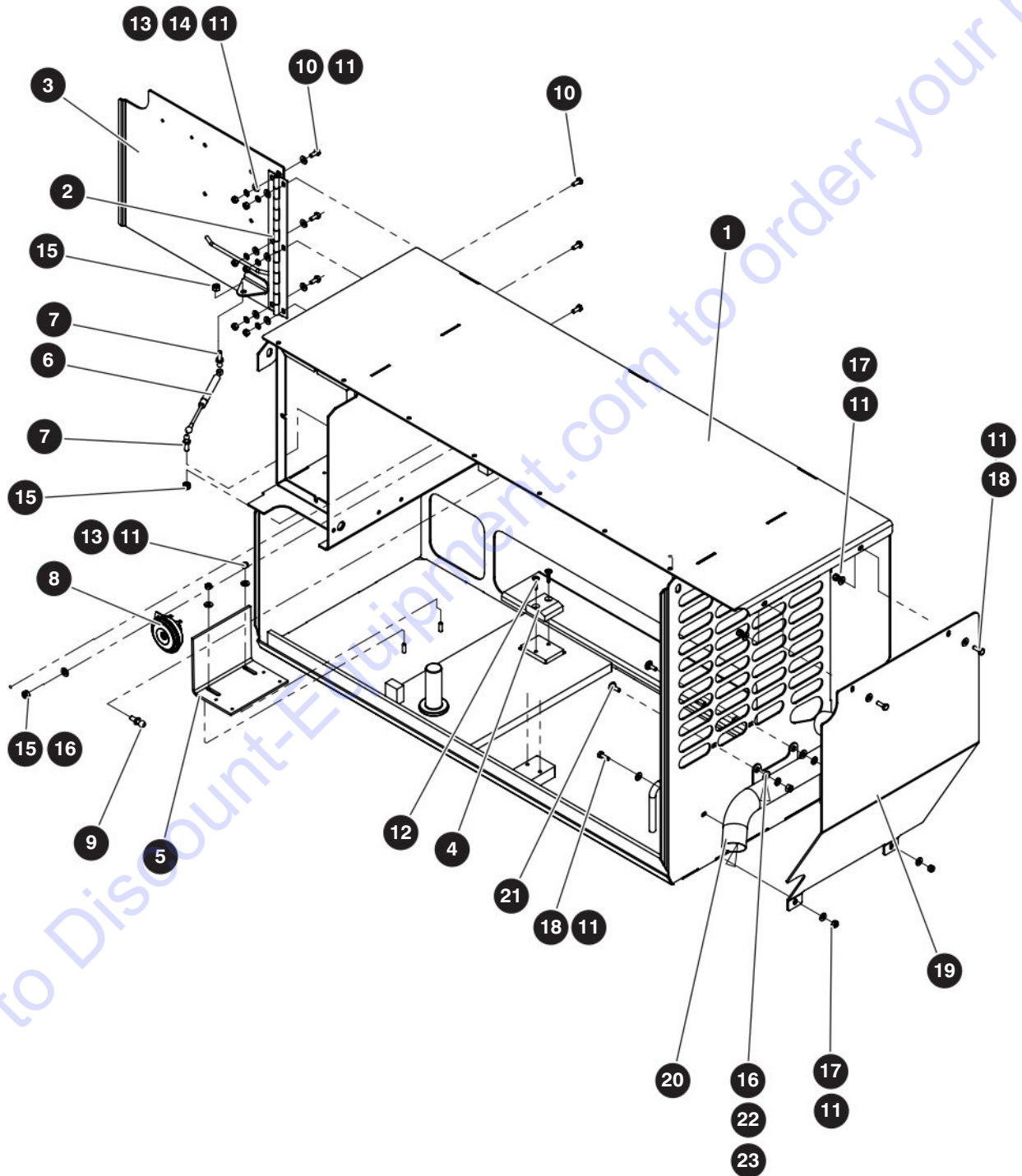
4.9 Engine Cabinet Door



M138040AA

Index No.	Skyjack Part No.	Qty.	Description
-	138040	1	ENGINE CABINET DOOR
1	136996	1	• HINGE, Cabinet door
2	137017	1	• DOOR, Engine cabinet
3	137005	1	• LATCH, Sliding with trim plate
4	137183	1	• GAS SPRING, (10" stroke)
5	103892	7	• BOLT, Hex head (1/4"-20 x 5/8", Grade 5)
6	138026	1	• STUD, Ball (13 mm)
7	103995	7	• WASHER, Flat (1/4")
8	103996	1	• WASHER, Flat (5/16")
9	115649	7	• NUT, Hex nylon lock (1/4"-20, Grade 5)
10	103984	1	• NUT, Hex nylon lock (5/16"-18, Grade 5)

4.10 Engine Cabinet



M135899A1

213559AA

102

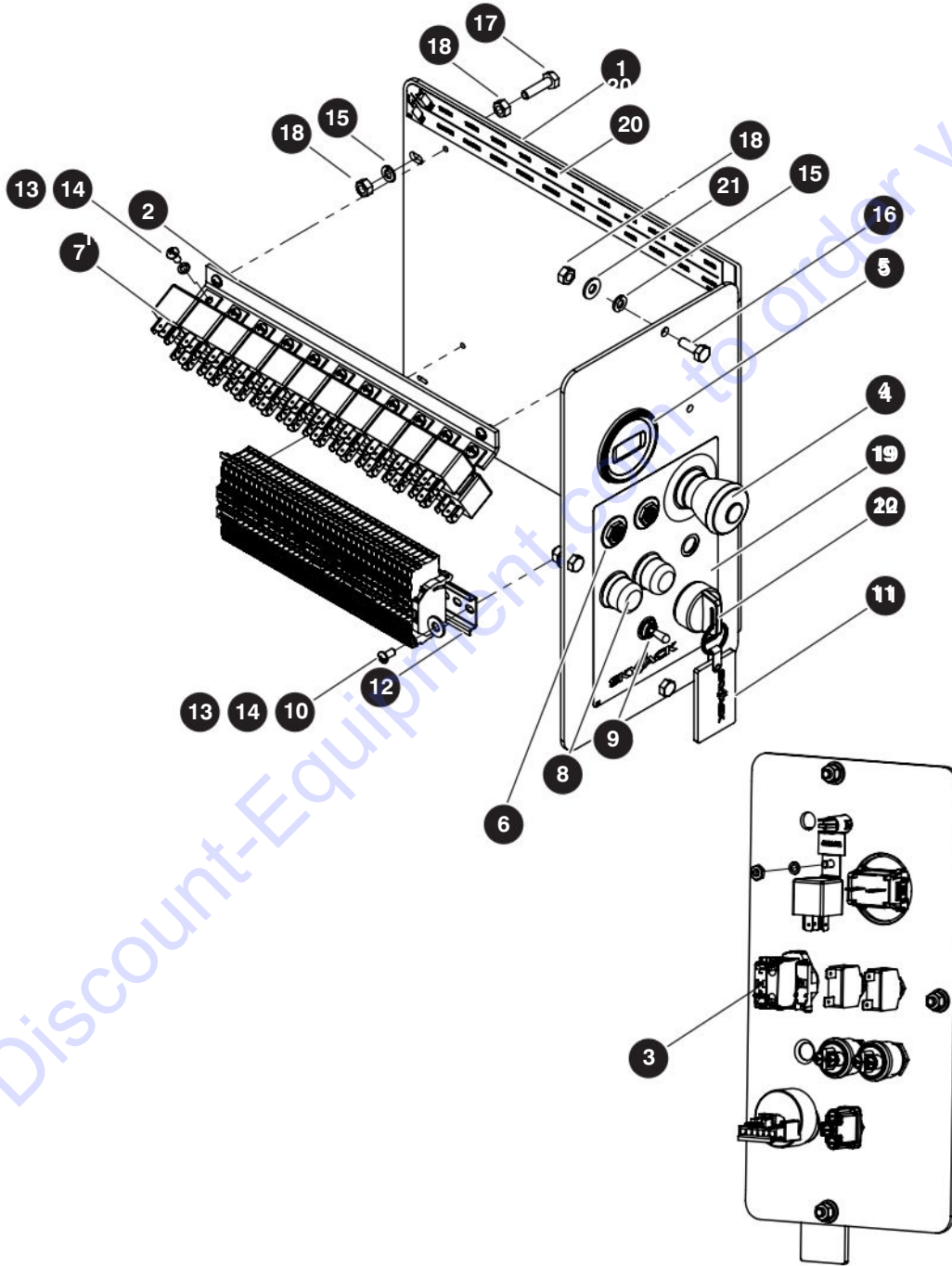
SJ6826 RT, SJ6832 RT

SKYJACK

4.10 Engine Cabinet

Index No.	Skyjack Part No.	Qty.	Description
-	135899	1	ENGINE CABINET
1	147812	1	• CABINET WELDMENT, Engine
2	137016	1	• HINGE, Electrical panel
3	137135	1	• DOOR, Panel
4	136395	1	• BLOCK, Engine tray
5	137246	1	• BRACKET, Battery
6	137184	1	• SPRING, Gas
7	138025	1	• STUD, Ball (10 mm)
8	146652	1	• HORN, 12 V
9	138026	1	• STUD, Ball (13 mm)
10	103892	8	• BOLT, Hex head (1/4"-20 x 5/8", Gr 5)
11	103995	2	• WASHER, Flat (1/4")
12	139688	9	• SCREW, Flat head machine (1/4" - 20 x 1")
13	103980	8	• NUT, Hex head (1/4"-20, Gr 5)
14	104000	8	• WASHER, Lock (1/4")
15	103984	8	• NUT, Hex head (5/16"-18, Gr 5)
16	103996	1	• WASHER, Flat (5/16")
17	115649	2	• NUT, Hex head (1/4"-18, Gr 5)
18	103856	2	• BOLT, Hex head (1/4"-20 x 3/4", Gr 5)
19	147824	8	• PLATE, Mud guard
20	147590	1	• TUBE, Exhaust
21	110814	2	• BOLT, Carriage (5/16"- 18 x 0.75, Gr 5)
22	103404	5	• WASHER, Lock (5/16")
23	100397	1	• NUT, hex head (5/16" - 18, gr 5)

4.11 Electric Panel Standard - SJ68XX RT, ANSI/CSA, AS



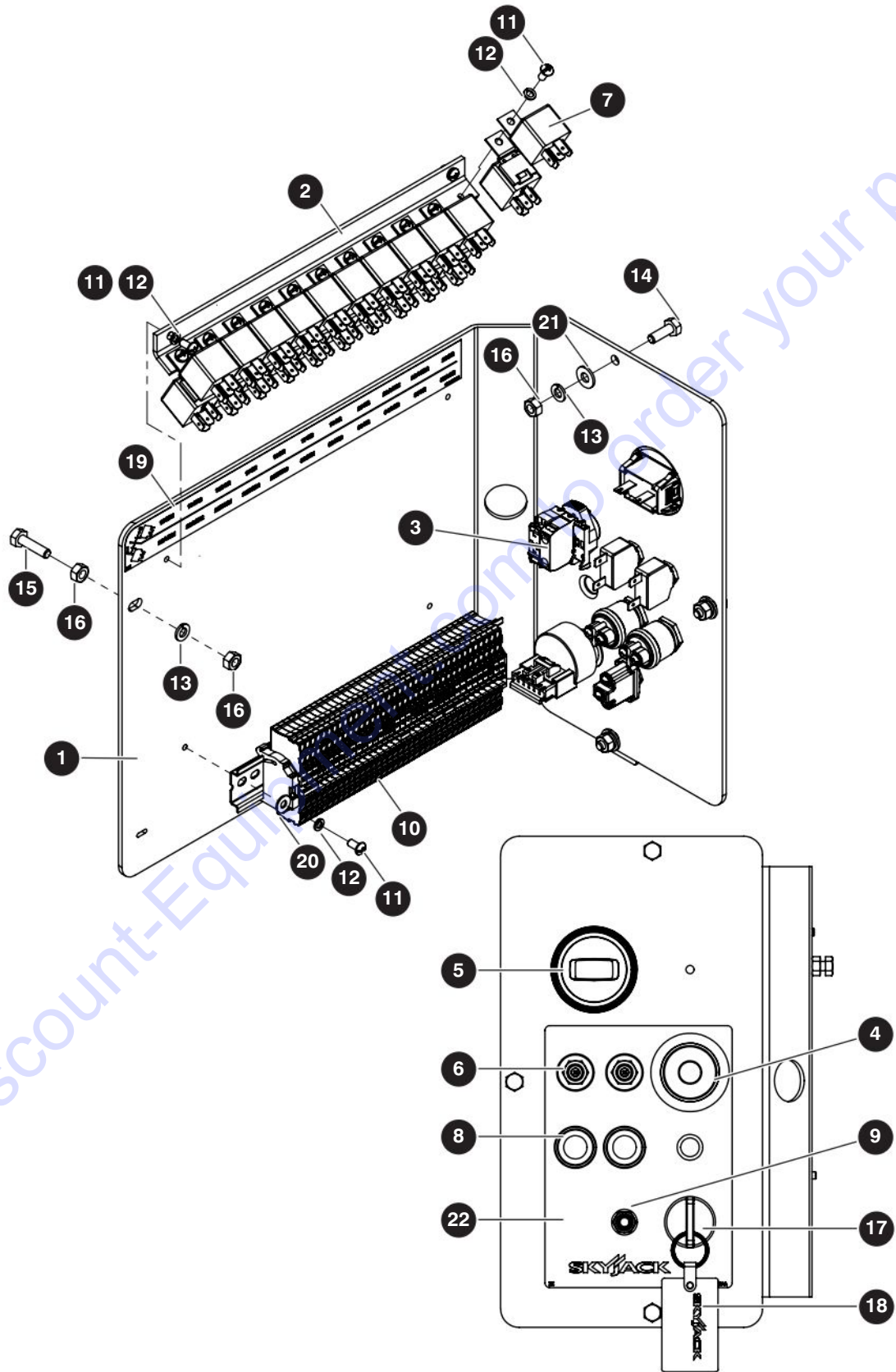
M213476AA

213559AA

4.11 Electric Panel Standard - SJ68XX RT, ANSI/CSA, AS

Index No.	Skyjack Part No.	12Qty.	Description
-	213476	1	ELECTRIC PANEL STANDARD (SJ68XX RT) - ANSI/CSA, AS
1	216862	1	<ul style="list-style-type: none"> • SHEET, Electrical panel
2	137507	1	<ul style="list-style-type: none"> • MOUNT, Bracket relay
3	137790	1	<ul style="list-style-type: none"> • SWITCH BASE, NC/LED (Red)
4	137795	1	<ul style="list-style-type: none"> • SWITCH, Emergency stop
5	195940	1	<ul style="list-style-type: none"> • HOUR METER, Round digital
6	137919	2	<ul style="list-style-type: none"> • BREAKER, Circuit (25 A)
7	127035	22	<ul style="list-style-type: none"> • RELAY, 12 V (40 A)
8	102692	2	<ul style="list-style-type: none"> • SWITCH, Push button
9	102853	1	<ul style="list-style-type: none"> • SWITCH, Toggle
10	104694	2	<ul style="list-style-type: none"> • WASHER, Flat (#10)
11	114710	1	<ul style="list-style-type: none"> • RING KEY, SKYJACK
12	138006	1	<ul style="list-style-type: none"> • TERMINAL, Strip
13	115545	15	<ul style="list-style-type: none"> • SCREW, Round head machine (#10-32 x 3/8")
14	104185	15	<ul style="list-style-type: none"> • WASHER, Lock (#10)
15	104000	4	<ul style="list-style-type: none"> • WASHER, Lock (1/4")
16	103856	3	<ul style="list-style-type: none"> • BOLT, Hex-head (1/4"-20 x 3/4", Grade 5)
17	103857	1	<ul style="list-style-type: none"> • BOLT , Hex head (1/4"-20 x 1", Grade 5)
18	103980	5	<ul style="list-style-type: none"> • NUT, Hex head (1/4"-20, Grade 5)
19	171909	1	<ul style="list-style-type: none"> • LABEL, Panel
20	138112	1	<ul style="list-style-type: none"> • LABEL, Relay
21	103995	5	<ul style="list-style-type: none"> • WASHER, Flat (1/4")
22	(Ref.)	1	<ul style="list-style-type: none"> • SWITCH KEY, 3-way <p style="margin-left: 40px;">(For components, refer to Section 4.16 Key Switch - 3 Way)</p>

4.12 Electric Panel Standard - SJ68XX RT, CE



M220772AA

213559AA

106

SJ6826 RT, SJ6832 RT

SKYJACK

PARTS FINDER

**Search Website
by Part Number**



**Search Manual
Library For Parts
Manual & Lookup Part
Numbers – Purchase
or Request Quote**

Search Manuals

Enter your information to help us find the right parts manual for your machine.

* Brand:

* Model:

* Serial:

* Part Number:

SEARCH

**Can't Find Part or
Manual? Request Help
by Manufacturer,
Model & Description**

Parts Order Form

Please fill in the following information to help us find the right part for your machine.

Manufacturer:	<input type="text"/>
Model:	<input type="text"/>
Description:	<input type="text"/>
Part Number:	<input type="text"/>
Quantity:	<input type="text"/>
Notes:	<input type="text"/>

Submit

Discount-Equipment.com is your online resource for quality parts & equipment.

Florida: **561-964-4949** Outside Florida TOLL FREE: **877-690-3101**

Need parts?

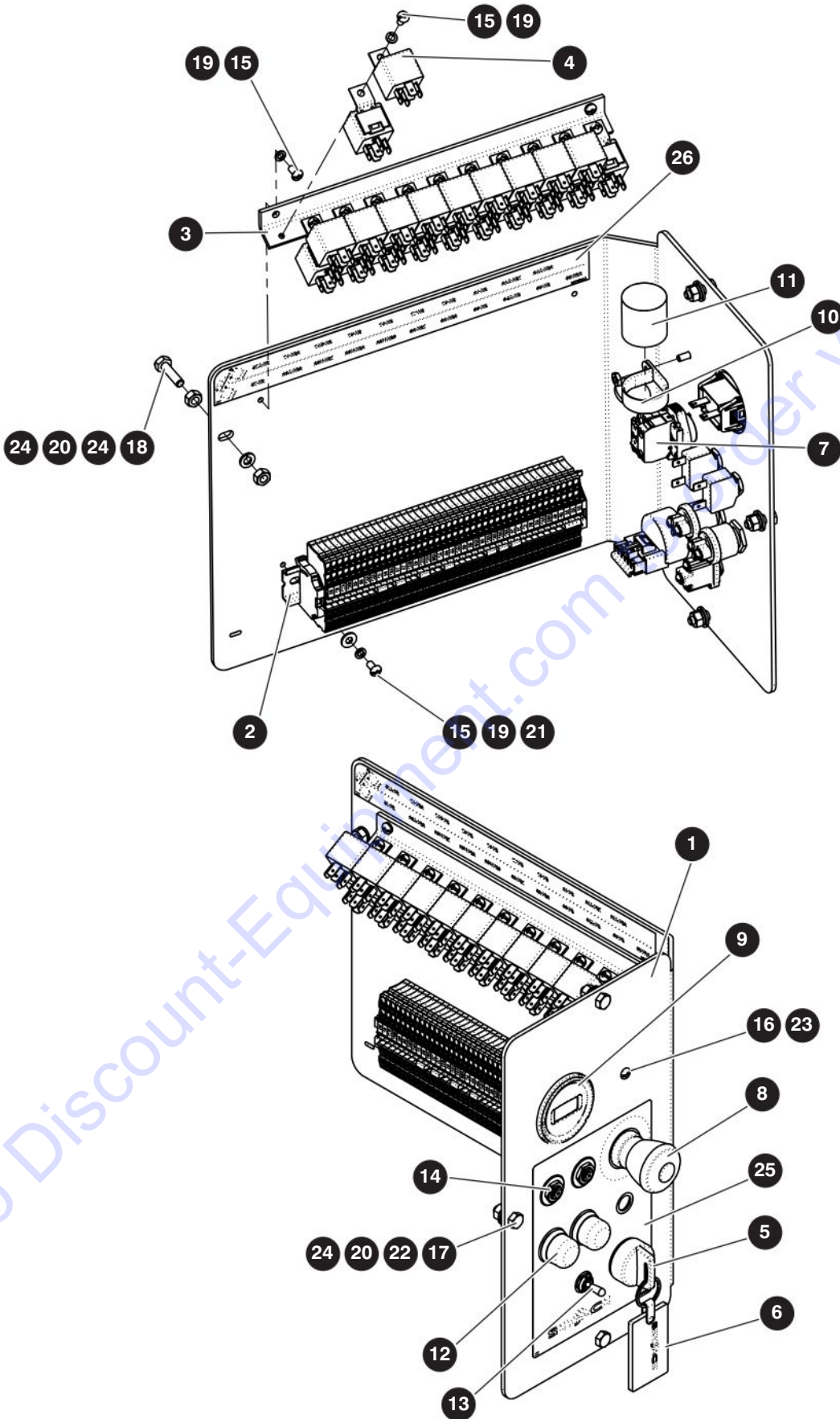
Click on this link: <http://www.discount-equipment.com/category/5443-parts/> and choose one of the options to help get the right parts and equipment you are looking for. Please have the machine model and serial number available in order to help us get you the correct parts. If you don't find the part on the website or on one of the online manuals, please fill out the request form and one of our experienced staff members will get back to you with a quote for the right part that your machine needs.

We sell worldwide for the brands: Genie, Terex, JLG, MultiQuip, Mikasa, Essick, Whiteman, Mayco, Toro Stone, Diamond Products, Generac Magnum, Airman, Haulotte, Barreto, Power Blanket, Nifty Lift, Atlas Copco, Chicago Pneumatic, Allmand, Miller Curber, Skyjack, Lull, Skytrak, Tsurumi, Husquvarna Target, Stow, Wacker, Sakai, Mi-T-M, Sullair, Basic, Dynapac, MBW, Weber, Bartell, Bennar Newman, Haulotte, Ditch Runner, Menegotti, Morrison, Contec, Buddy, Crown, Edco, Wyco, Bomag, Laymor, EZ Trench, Bil-Jax, F.S. Curtis, Gehl Pavers, Heli, Honda, ICS/PowerGrit, IHI, Partner, Imer, Clipper, MMD, Koshin, Rice, CH&E, General Equipment, Amida, Coleman, NAC, Gradall, Square Shooter, Kent, Stanley, Tamco, Toku, Hatz, Kohler, Robin, Wisconsin, Northrock, Oztec, Toker TK, Rol-Air, APT, Wylie, Ingersoll Rand / Doosan, Innovatech, Con X, Ammann, Mecalac, Makinex, Smith Surface Prep, Small Line, Wanco, Yanmar

4.12 Electric Panel Standard - SJ68XX RT, CE

Index No.	Skyjack Part No.	Qty.	Description
-	220772	1	ELECTRIC PANEL STANDARD (SJ68XX RT) - CE
1	216862	1	• SHEET, Electric panel
2	137507	1	• MOUNT, Bracket relay
3	137790	1	• SWITCH BASE, NC/LED (Red)
4	137795	1	• SWITCH, Emergency stop
5	195940	1	• HOUR METER
6	137919	2	• BREAKER, Circuit (25 A)
7	127035	22	• RELAY, 12 V (40 A)
8	102692	2	• SWITCH, Push button
9	102853	1	• SWITCH, Toggle
10	138006	1	• STRIP, Terminal
11	115545	15	• SCREW, Round head machine (#10-32 x 3/8")
12	104185	15	• WASHER, Lock (#10)
13	104000	4	• WASHER, Lock (1/4")
14	103856	3	• BOLT, Hex Head (1/4" - 20 x 3/4", Grade 5)
15	103857	1	• BOLT, Hex head (1/4"- 20 x 1", Grade 5)
16	103980	5	• NUT, Hex head (1/4"- 20, Grade 5)
17	(Ref.)	1	• SWITCH, 3-way key (For components, refer to Section 4.16 Key Switch - 3 Way)
18	114710	1	• RING KEY, SKYJACK
19	138112	1	• LABEL, Relay names
20	104694	2	• WASHER, Flat (#10)
21	103995	3	• WASHER, Flat (1/4")
22	171909	1	• LABEL, Base control

4.13 Electric Panel Standard - SJ6832 RT, KC



M66974AA

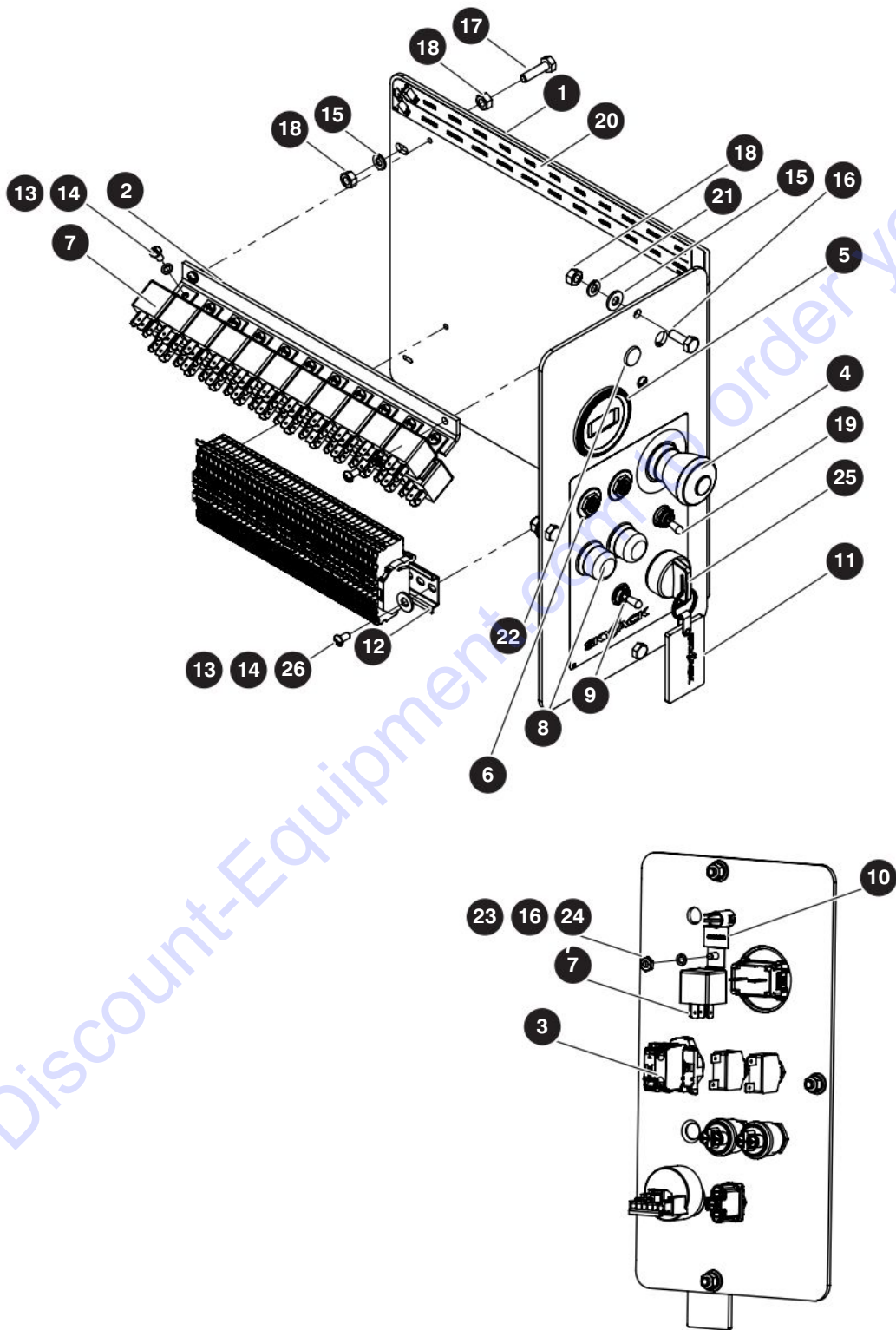
213559AA

SJ6826 RT, SJ6832 RT

4.13 Electric Panel Standard - SJ6832 RT, KC

Index No.	Skyjack Part No.	Qty.	Description
-	220466	1	ELECTRIC PANEL STANDARD (SJ6832 RT) - KC
1	216862	1	• SHEET, Electric panel
2	137959	1	• STRIP, Terminal
3	137507	1	• MOUNT, Relay bracket
4	127035	21	• RELAY (12 V, 40 A)
5	213697	1	• SWITCH, 3-way key
6	114710	1	• KEY, Ring
7	137790	1	• SWITCH, Base
8	137795	1	• SWITCH, E-stop
9	195940	1	• HOURMETER
10	132793	1	• CLAMP, Plastic (1-1/4")
11	103743	1	• FLASHER (12-24 V)
12	102692	2	• SWITCH, Momentary
13	102853	1	• SWITCH, Toggle
14	137919	2	• BREAKER, Circuit (25 A)
15	115545	15	• SCREW, Round head (10 - 32 x 0.375)
16	103962	1	• SCREW, Round head (10 - 32 x 0.500)
17	103856	3	• BOLT, Hex head (1/4" - 20 x 3/4", gr 5)
18	103857	1	• BOLT, Hex head (1/4" - 20 x 1", gr 5)
19	104185	15	• WASHER, Lock (#10)
20	104000	4	• WASHER, Lock (1/4")
21	104694	2	• WASHER, Flat (#10)
22	103995	3	• WASHER, Flat (1/4")
23	104003	1	• NUT, Hex (10 - 32)
24	103980	5	• NUT, Hex (1/4" - 20, gr 8)
25	171909	1	• LABEL, Base control
26	221602	1	• LABEL, Relay names

4.14 Electric Panel - Positive Air Shutoff



M213475AA

213559AA

110

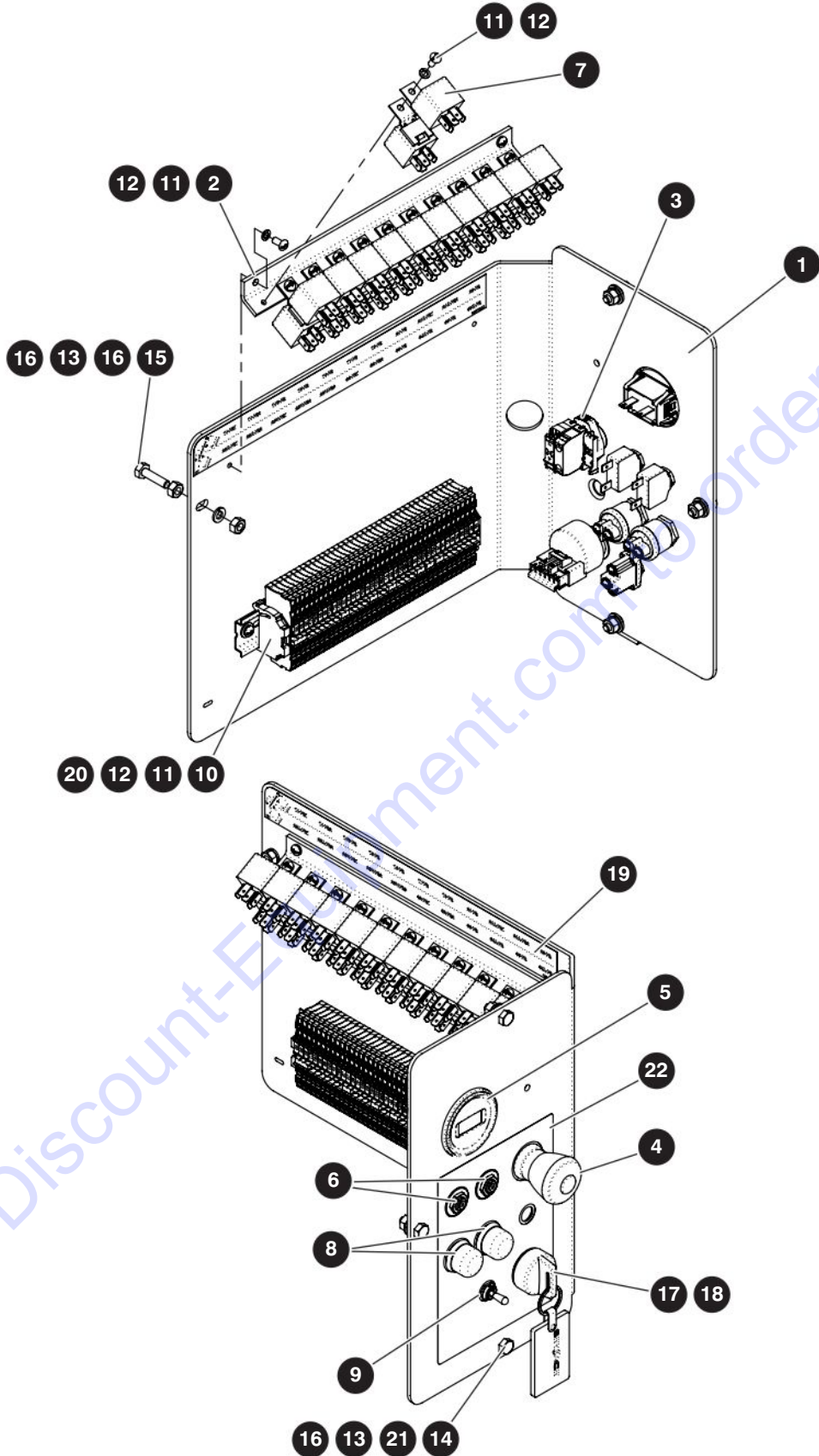
SJ6826 RT, SJ6832 RT

SKYJACK

4.14 Electric Panel - Positive Air Shutoff

Index No.	Skyjack Part No.	12Qty.	Description
-	213475	1	ELECTRIC PANEL (Positive Air Shutoff) - ANSI
1	213474	1	<ul style="list-style-type: none"> • SHEET, Electrical panel
2	137507	1	<ul style="list-style-type: none"> • MOUNT, Bracket relay
3	137790	1	<ul style="list-style-type: none"> • SWITCH BASE, NC/LED (Red)
4	137795	1	<ul style="list-style-type: none"> • SWITCH, Emergency stop
5	195940	1	<ul style="list-style-type: none"> • HOUR METER, Digital
6	137919	2	<ul style="list-style-type: none"> • BREAKER, Circuit (25 A)
7	127035	22	<ul style="list-style-type: none"> • RELAY, 12 V (40 A)
8	102692	2	<ul style="list-style-type: none"> • SWITCH, Push button
9	102853	1	<ul style="list-style-type: none"> • SWITCH, Toggle
10	194143	1	<ul style="list-style-type: none"> • LABEL, Relay 403 ACR
11	114710	1	<ul style="list-style-type: none"> • RING KEY, SKYJACK
12	138006	1	<ul style="list-style-type: none"> • STRIP, Terminal
13	115545	15	<ul style="list-style-type: none"> • SCREW, Round head machine (#10-32 x 3/8")
14	104185	15	<ul style="list-style-type: none"> • WASHER, Lock (#10)
15	104000	4	<ul style="list-style-type: none"> • WASHER, Lock (1/4")
16	103856	3	<ul style="list-style-type: none"> • BOLT, Hex-head (1/4"-20 x 3/4", Grade 5)
17	103857	1	<ul style="list-style-type: none"> • BOLT , Hex head (1/4"-20 x 1", Grade 5)
18	103980	5	<ul style="list-style-type: none"> • NUT, Hex head (1/4"-20, Grade 5)
19	171909	1	<ul style="list-style-type: none"> • LABEL, Panel
20	138112	1	<ul style="list-style-type: none"> • LABEL, Relay
21	103995	3	<ul style="list-style-type: none"> • WASHER, Flat (1/4")
22	164832	1	<ul style="list-style-type: none"> • LIGHT, 12V Indicator- Red
23	103962	1	<ul style="list-style-type: none"> • SCREW, Round head machine (#10-32 x 1/2")
24	104003	1	<ul style="list-style-type: none"> • NUT, Machine (#10-32, Grade B)
25	(Ref.)	1	<ul style="list-style-type: none"> • SWITCH KEY, 3-way - NA (For components, refer to Section 4.16 Key Switch - 3 Way)
26	104694	2	<ul style="list-style-type: none"> • WASHER, Flat (#10)

4.15 Electric Panel - Soft Stop



M66975AA

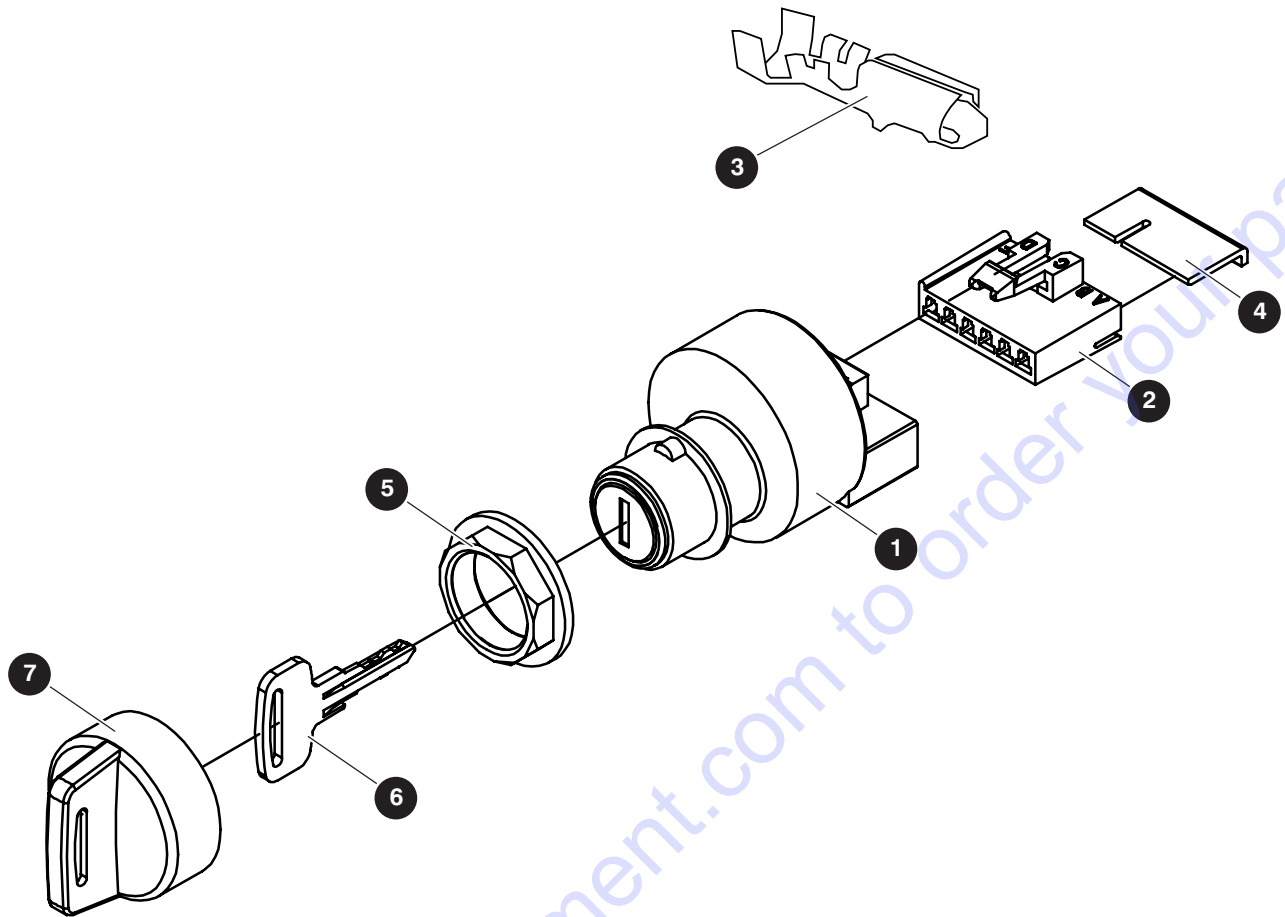
213559AA

SJ6826 RT, SJ6832 RT

4.15 Electric Panel - Soft Stop

Index No.	Skyjack Part No.	12Qty.	Description
A	221449	1	ELECTRIC PANEL (Soft Stop) - CE
B	220054	1	ELECTRIC PANEL (Soft Stop) - AS
1	216862	1	• SHEET, Electrical panel
2	137507	1	• MOUNT, Bracket relay
3	137790	1	• SWITCH BASE, NC/LED (Red)
4	137795	1	• SWITCH, Emergency stop
5	195940	1	• HOUR METER, Digital
6	137919	2	• BREAKER, Circuit (25 A)
7	127035	22	• RELAY, 12 V (40 A)
8	102692	2	• SWITCH, Push button
9	102853	1	• SWITCH, Toggle
10	138006	1	• STRIP, Terminal
11	115545	15	• SCREW, Round head machine (#10-32 x 3/8")
12	104185	15	• WASHER, Lock (#10)
13	104000	4	• WASHER, Lock (1/4")
14	103856	3	• BOLT, Hex-head (1/4"-20 x 3/4", Grade 5)
15	103857	1	• BOLT, Hex head (1/4"-20 x 1", Grade 5)
16	103980	5	• NUT, Hex head (1/4"-20, Grade 5)
17	213697	1	• SWITCH KEY, 3-way B
-	(Ref.)	1	• SWITCH KEY, 3-way A (For components, refer to Section 4.16 Key Switch - 3 Way)
18	114710	1	• RING KEY, SKYJACK
19	138112	1	• LABEL, Relay
20	104694	2	• WASHER, Flat (#10)
21	103995	5	• WASHER, Flat (1/4")
22	171909	1	• LABEL, Panel

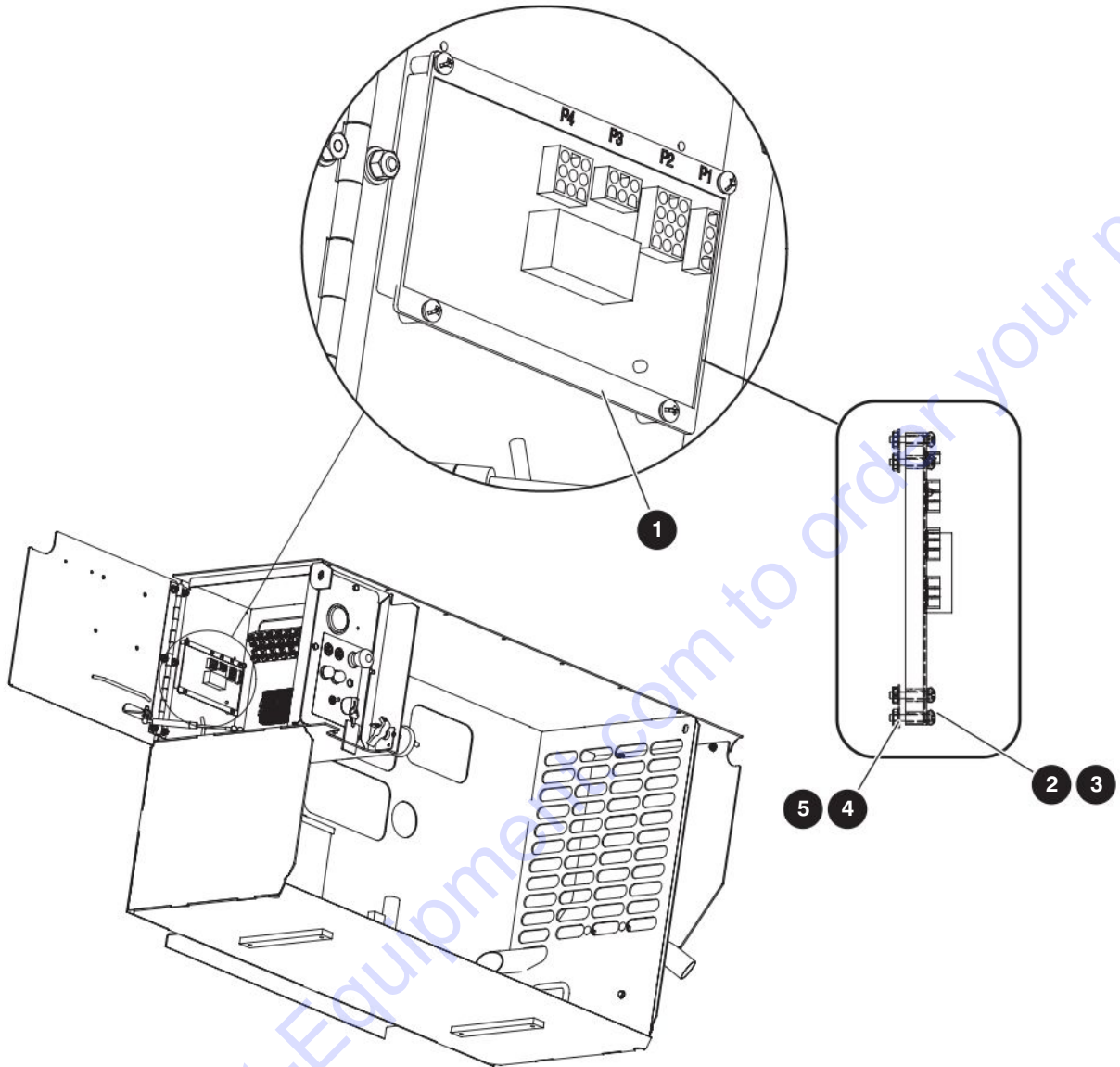
4.16 Key Switch - 3 Way



M213697AA

Index No.	Skyjack Part No.	12Qty.	Description
A	213697	1	KEY SWITCH - ANSI/CSA, AS
B	213698	1	KEY SWITCH - CE
1	213699	1	• SWITCH, Head key - 3 way A
	213700	1	• SWITCH, Head key - 3 way B
2	137441	1	• HOUSING, Connector - 6 way
3	137442	6	• TERMINAL, Wire - Female
4	137443	1	• TERMINAL POSITION ASSURANCE
5	138136	1	• NUT, Key switch
6	138137	2	• KEY, Ronis 455
7	138138	1	• BOOT, Key switch

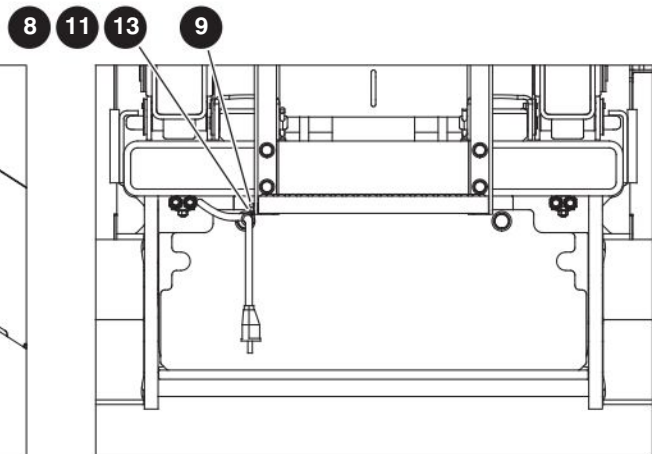
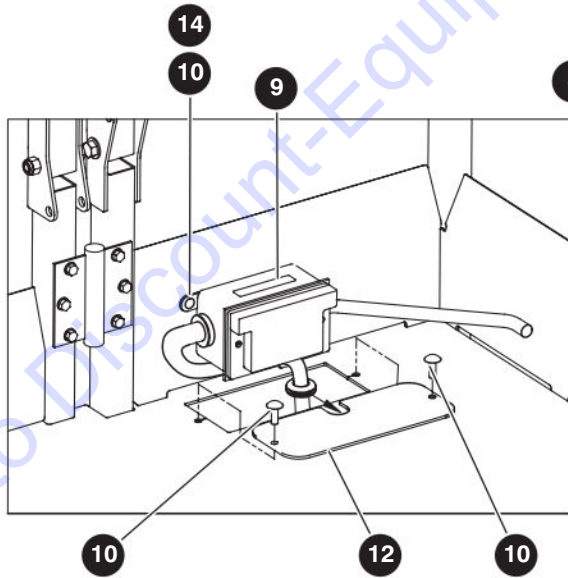
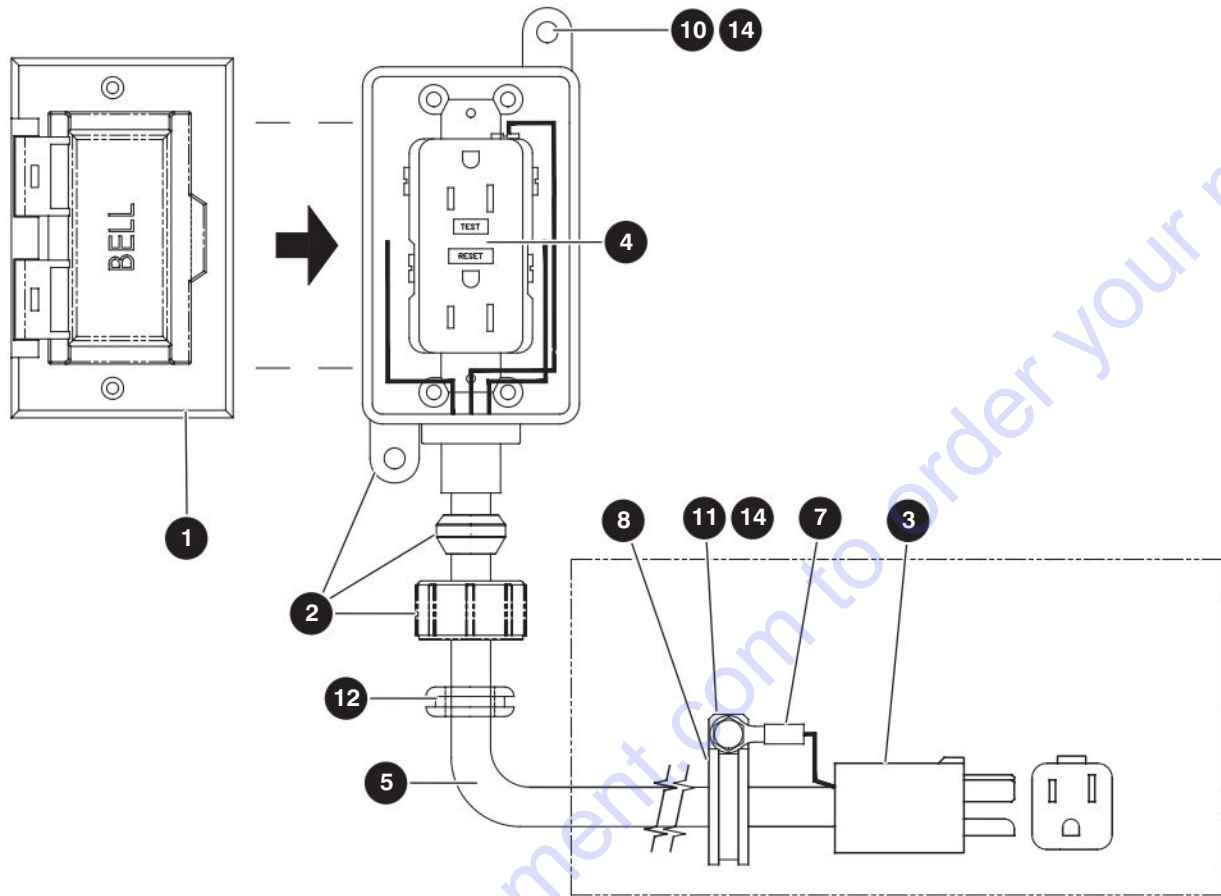
4.17 Control Module



M158321AA

Index No.	Skyjack Part No.	12Qty.	Description
A	158321	1	CONTROL MODULE - ANSI/CSA, AS
B	139301	1	CONTROL MODULE - CE
1	158226 195653	1	<ul style="list-style-type: none"> CONTROLLER, Overload sensing - GP 102 A CONTROLLER, Overload sensing - GP 102 B
2	105621	4	<ul style="list-style-type: none"> SCREW, Round head (10 - 32 x 1.00)
3	104185	4	<ul style="list-style-type: none"> WASHER, Lock (#10)
4	104694	4	<ul style="list-style-type: none"> WASHER, Flat (#10)
5	104003	4	<ul style="list-style-type: none"> NUT, Hex head (10 - 32)

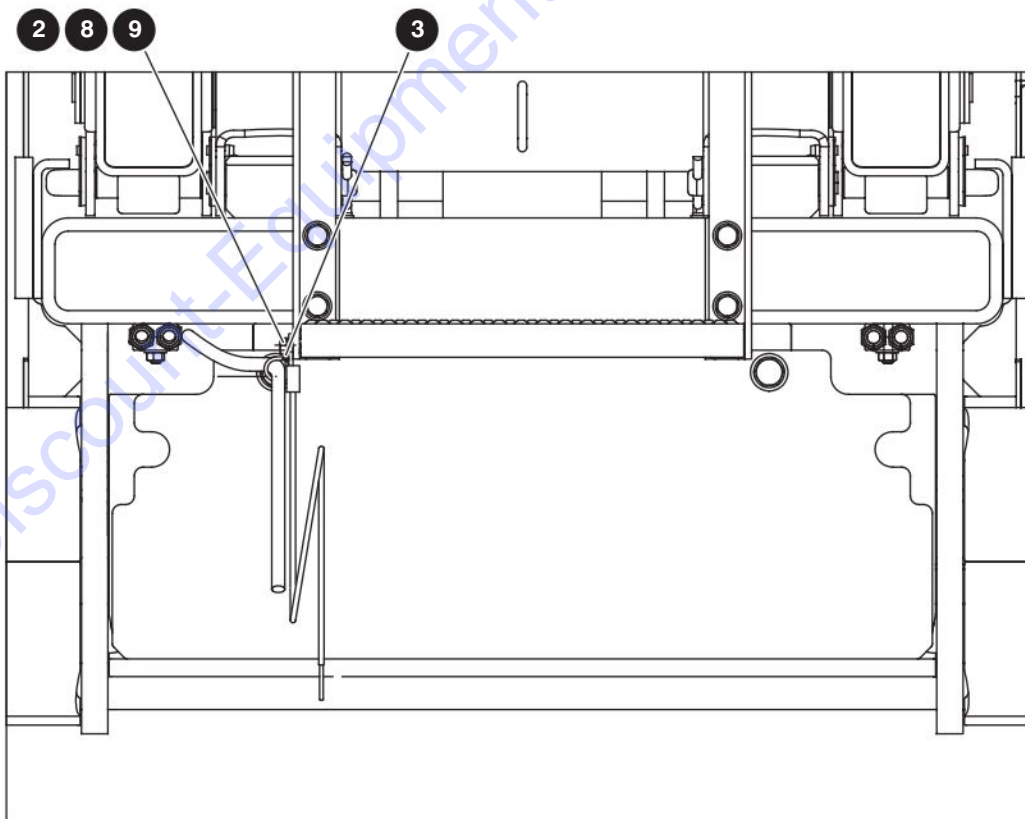
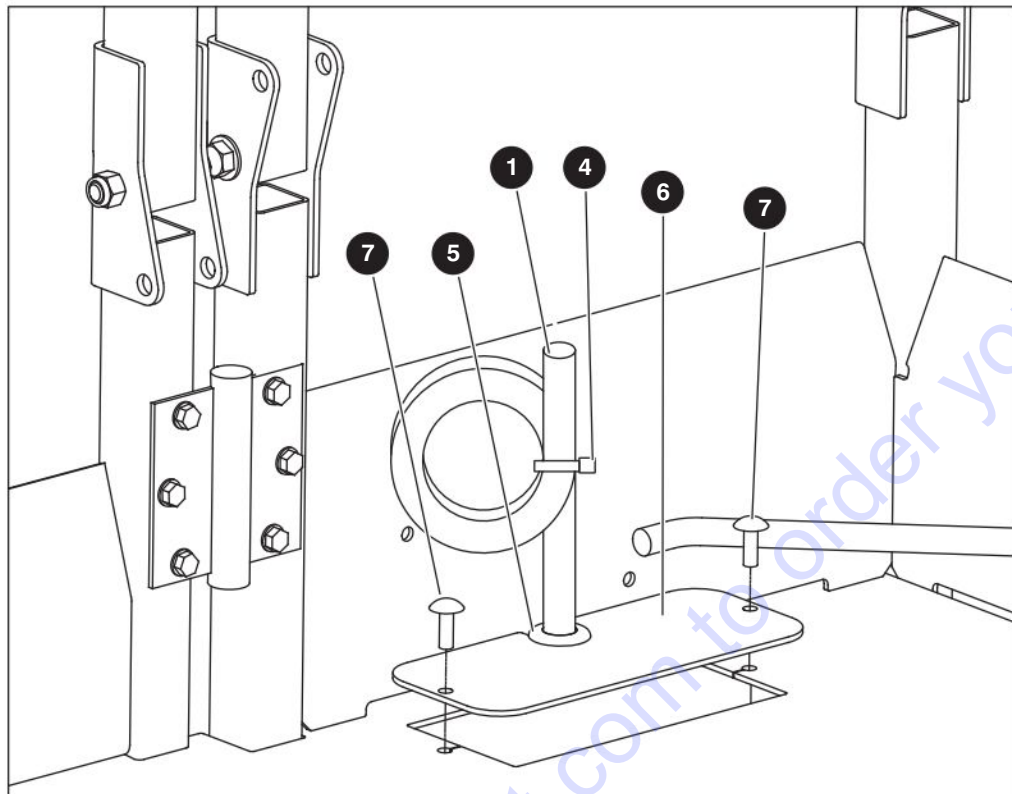
4.18 Power to Platform - ANSI/CSA, KC



4.18 Power to Platform - ANSI/CSA, KC

Index No.	Skyjack Part No.	12Qty.	Description
A	138121	1	POWER TO PLATFORM - ANSI/CSA - SJ6826 RT
B	138129	1	POWER TO PLATFORM - ANSI/CSA, KC - SJ6832 RT
1	109699	1	PLATE, Receptacle
2	136328	1	BOX, Outlet
3	104208	1	PLUG, Male
4	109698	1	RECEPTACLE. GFCI
5	167555	1	CABTIRE A
	167556	1	CABTIRE B
6	130730	1	WIRE, Ground - assembly
7	103024	1	CLIP, Single
8	138211	1	LABEL, Connect AC supply
9	134140	4	RIVET, Open end
10	115649	1	NUT, Lock (1/4 - 20)
11	137083	1	COVER, Plate - 110 outlet access
12	103014	1	GROMMET, Rubber
13	103856	1	BOLT, Hex head (1/4 - 20 x 0.75)
14	103995	2	WASHER, Flat

4.19 Power to Platform - CE/AS



M138130AA

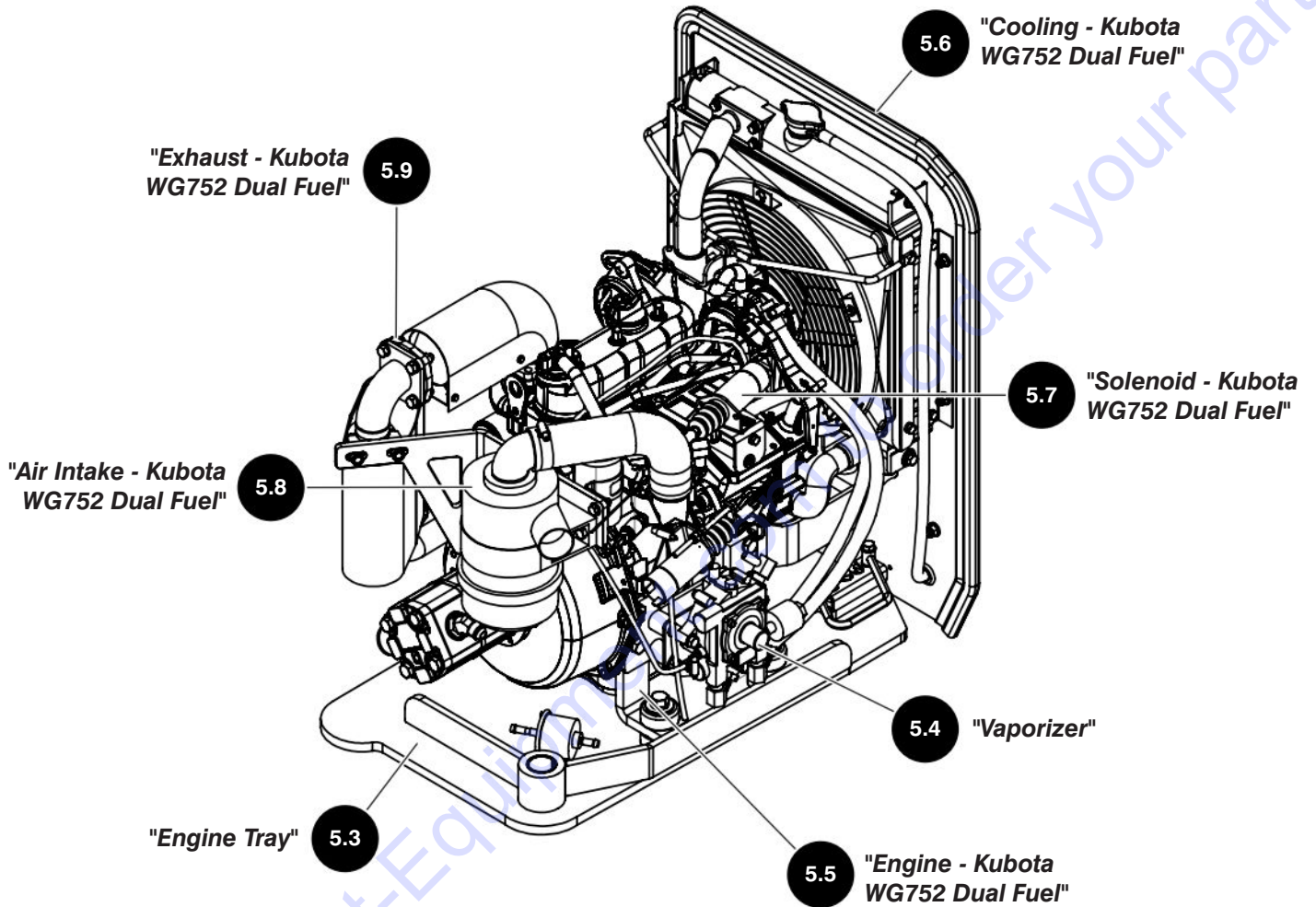
213559AA

SJ6826 RT, SJ6832 RT

4.19 Power to Platform - CE/AS

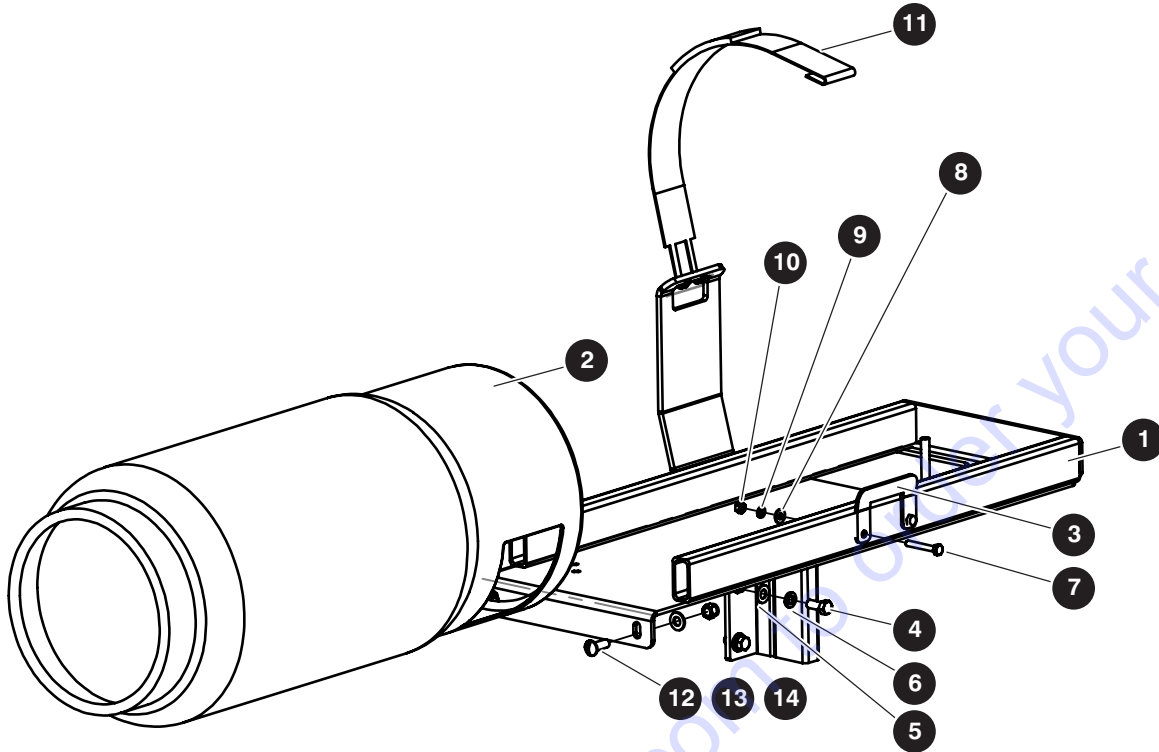
Index No.	Skyjack Part No.	12Qty.	Description
A	138130	1	POWER TO PLATFORM - CE/AS - SJ6826 RT
B	138131	1	POWER TO PLATFORM - CE/AS - SJ6832 RT
1	167553	1	CABTIRE A
	167554	1	CABTIRE B
2	103024	1	CLIP, Single
3	130730	1	WIRE, Ground
4	102892	1	TIEWRAP
5	103014	1	GROMMET, Rubber
6	137083	1	COVER, Plate - outlet access
7	134140	2	Rivet, Open end
8	115649	1	NUT, Lock (1/4)
9	103856	1	BOLT, Hex head (1/4 - 20 x 0.750)

Section 5 – Engines



- 5.10 "Engine Kit - Kubota WG752 Dual Fuel"
- 5.11 "Engine - Kubota D902 Diesel"
- 5.12 "Radiator Plate"
- 5.13 "Cooling - Kubota D902 Diesel"
- 5.14 "Positive Air Shut Off Valve"

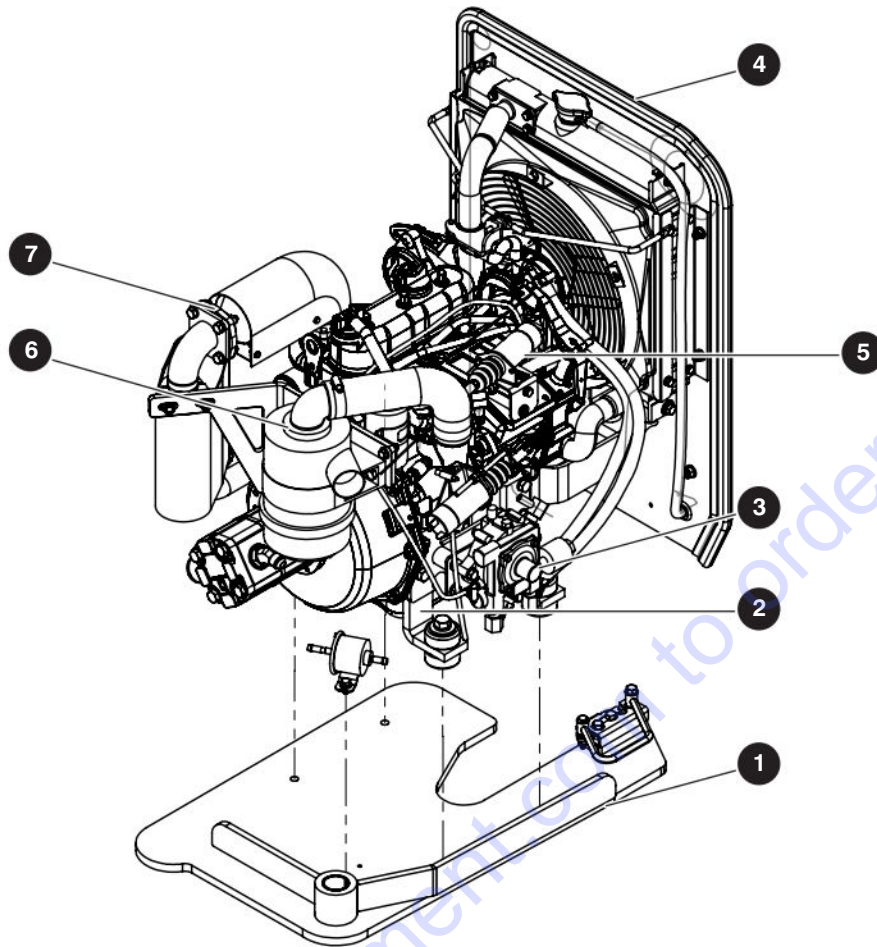
5.1 Propane Bottle Mount



M137985AA

Index No.	Skyjack Part No.	Qty.	Description
-	137985	1	PROPANE BOTTLE MOUNT
1	137968	1	• WELDMENT, Propane bottle mount
2	145976	1	• TANK, Propane
3	137814	1	• PLATE, Strap
4	300437	4	• BOLT, Hex head (0.375"-16 x 0.875" Grade 5)
5	103472	4	• WASHER, Flat (0.375")
6	103999	4	• WASHER, Lock (3/8")
7	103860	2	• BOLT, Hex head (0.25-20" x 1.75", Grade 5)
8	103995	2	• WASHER, Flat (1/4")
9	104000	2	• WASHER, Lock (1/4")
10	103980	2	• NUT, Hex head (1/4"-20, Grade 5)
11	103020	0.5	• STRAPS (pair)
12	125800	2	• BOLT, Carriage (3/8" x 1")
13	125959	2	• WASHER, Flat (0.375" hard)
14	104606	2	• NUT, Lock (0.375"-16 Grade 5 nylon)

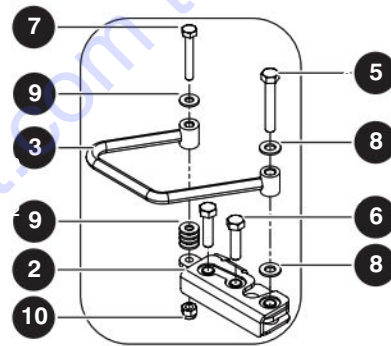
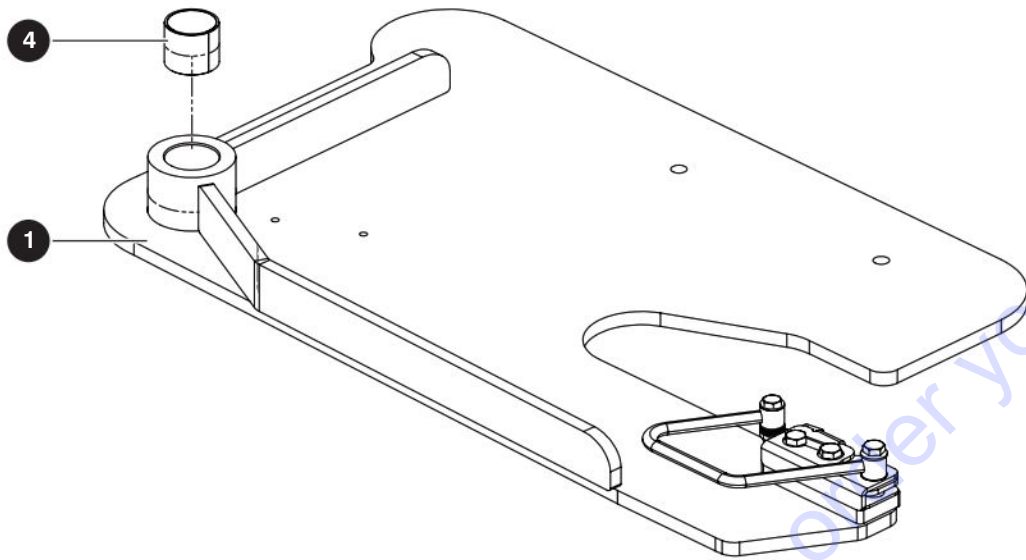
5.2 Engine - Kubota WG752 Dual Fuel Installation



M199373AA

Index No.	Skyjack Part No.	Qty.	Description
-	199373	1	ENGINE INSTALLATION (Kubota WG752)
1	(Ref.)	1	<ul style="list-style-type: none"> • TRAY, Engine (For components, refer to Section 5.3 Engine Tray)
2	(Ref.)	1	<ul style="list-style-type: none"> • ASSEMBLY, Engine (For components, refer to Section 5.5 Engine - Kubota WG752 Dual Fuel)
3	(Ref.)	1	<ul style="list-style-type: none"> • VAPORIZER (For components, refer to Section 5.4 Vaporizer)
4	(Ref.)	1	<ul style="list-style-type: none"> • ASSEMBLY, Cooling (For components, refer to Section 5.6 Cooling - Kubota WG752 Dual Fuel)
5	(Ref.)	1	<ul style="list-style-type: none"> • SOLENOID (For components, refer to Section 5.7 Solenoid - Kubota WG752 Dual Fuel)
6	(Ref.)	1	<ul style="list-style-type: none"> • ASSEMBLY, Air intake (For components, refer to Section 5.8 Air Intake - Kubota WG752 Dual Fuel)
7	(Ref.)	1	<ul style="list-style-type: none"> • ASSEMBLY, Exhaust (For components, refer to Section 5.9 Exhaust - Kubota WG752 Dual Fuel)

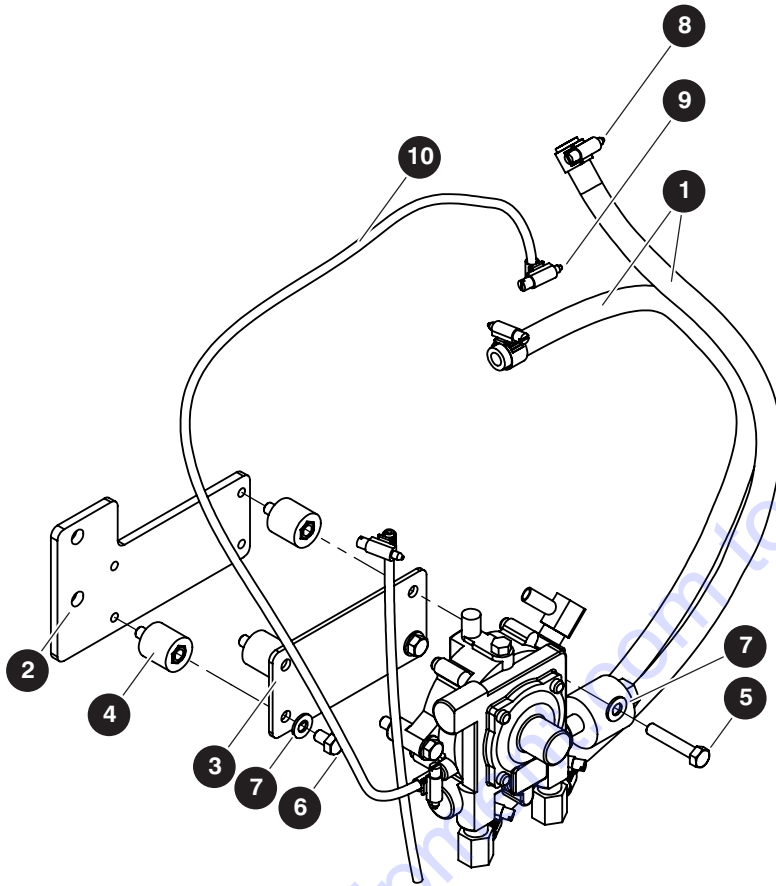
5.3 Engine Tray



M199381AA

Index No.	Skyjack Part No.	Qty.	Description
-	199381	1	ENGINE TRAY
1	199379	1	• WELDMENT, Tray engine
2	112307	1	• LATCH, Rotary (Left hand)
3	126634	1	• HANDLE, Tray Lock
4	125262	2	• BUSHING, Jib
5	103865	1	• BOLT, Hex head (0.312"-18 x 2.00", Grade 5)
6	112532	2	• BOLT, Hex head (5/16"-18 x 1.25", Grade 5)
7	103860	1	• BOLT, Hex head (0.25-20" x 1.75", Grade 5)
8	103996	2	• WASHER, Flat (0.312")
9	103995	5	• WASHER, Flat (0.25")
10	115649	1	• NUT, Lock (0.25"-20 Grade 5 nylon)

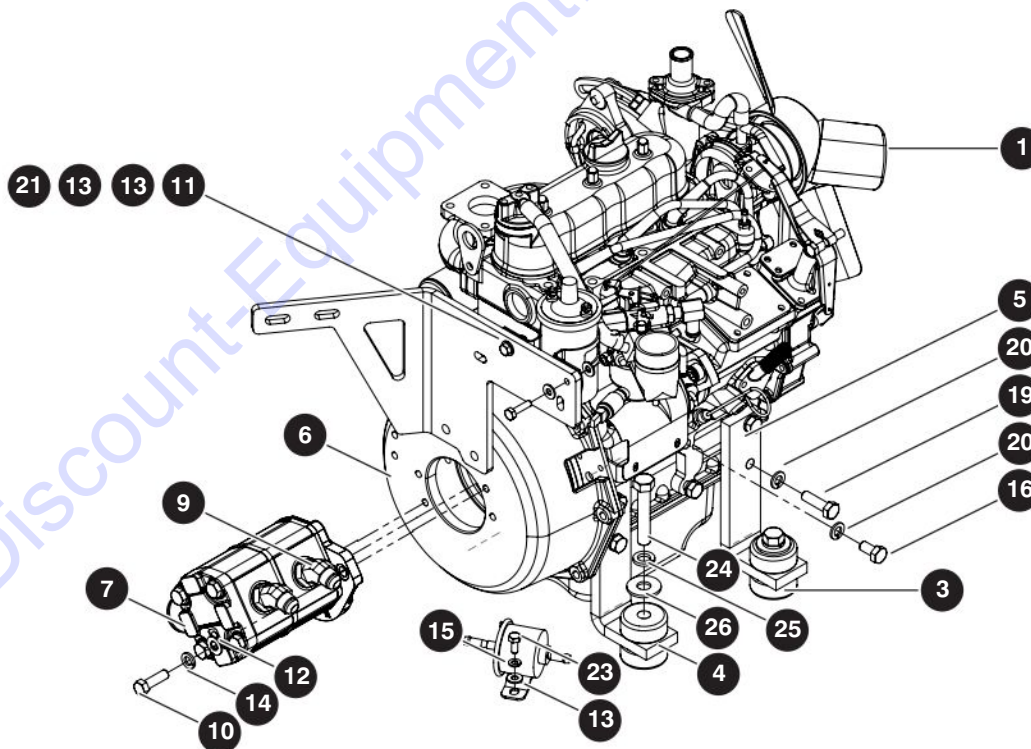
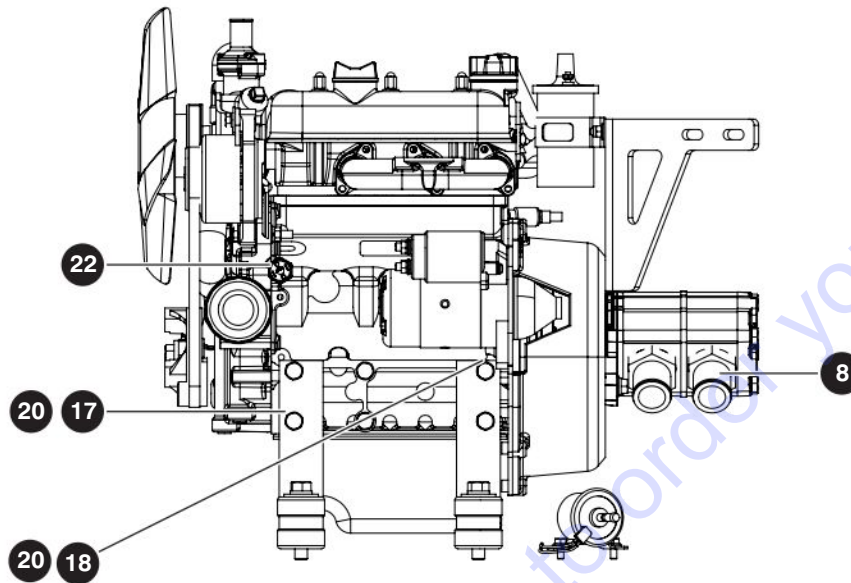
5.4 Vaporizer



M199044AA

Index No.	Skyjack Part No.	Qty.	Description
-	199044	1	VAPORIZER INSTALLATION
1	300797	48"	• HOSE (3/8", 200 psi)
2	199037	1	• PLATE, Vaporizer mount
3	199038	1	• PLATE, Top mount
4	199036	4	• ISOLATOR, 5/16"-18
5	103885	2	• BOLT, Hex head (5/16"-18 x 1.75", Grade 5)
6	103845	2	• BOLT, Hex head (5/16"-18 x 0.500", Grade 5)
7	103996	4	• WASHER, Flat (5/16")
8	102519	4	• CLAMP, Gear (#6)
9	103321	3	• CLAMP, Gear (#4)
10	102660	40"	• HOSE, Fuel Line (1/8")

5.5 Engine - Kubota WG752 Dual Fuel



M199372AA

213559AA

126

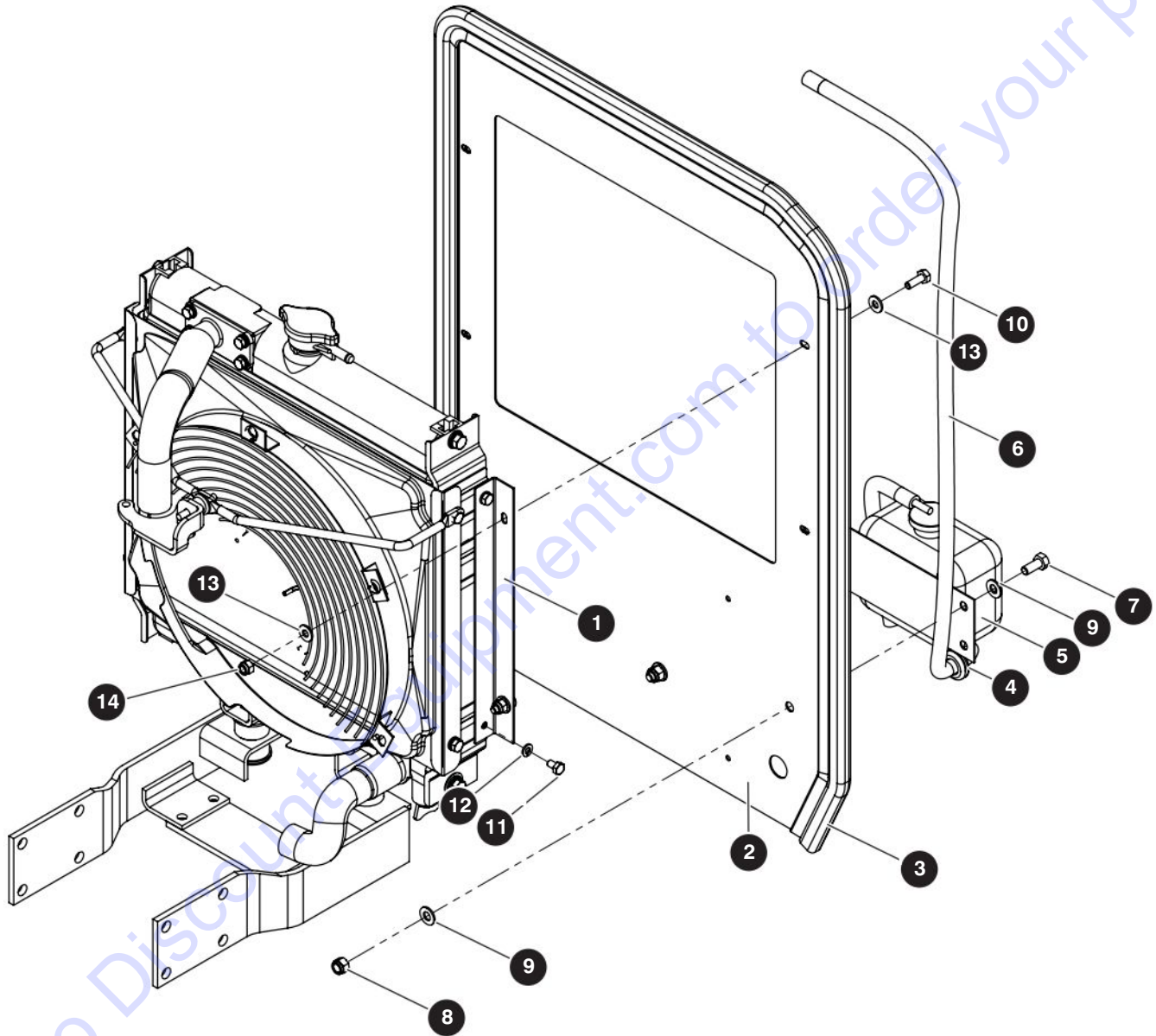
SJ6826 RT, SJ6832 RT

SKYJACK

5.5 Engine - Kubota WG752 Dual Fuel

Index No.	Skyjack Part No.	Qty.	Description
-	199372	1	ENGINE ASSEMBLY (Kubota WG752)
1	213142	1	• ENGINE, Kubota (WG752)
	216529	1	• • CARBURETOR ASSEMBLY
	209301	1	• • TERMINAL ASSEMBLY
	216530	1	• • MANIFOLD, Inlet
	216531	1	• • MANIFOLD, Exhaust
	216532	1	• • ASSEMBLY, Idler gear
	216533	1	• • SHAFT, Idler gear
	216534	1	• • FILTER, Oil
	216535	1	• • DIPSTICK, Oil level
	216536	1	• • STARTER, Engine
	136101	1	• • ALTERNATOR
	216538	3	• • SPARKPLUG
	216539	3	• • CAP, Spark plug
	216540	1	• • WIRE, Spark plug, center
	216537	1	• • DISTRIBUTOR
	216544	1	• • THERMOSTAT, Engine
	216546	1	• • FAN, Pusher
	136112	1	• • PULLEY, Fan
	136114	1	• • BELT, Fan
	198922	1	• • HARNESS, Wiring
	136118	1	• • FILTER, Fuel
	159220	1	• • KIT, Electric fuel pump
	216548	1	• • PUMP, Water
2	230502	1	• KIT, Engine (not shown)
3	147634	4	• MOUNT, Engine vibration control
4	136033	2	• BRACKET, Engine mount (Front right/Rear left)
5	136032	2	• BRACKET, Engine mount (Front left/Rear right)
6	149834	1	• BELL HOUSING ASSEMBLY (Kubota DF972 – Universal)
7	161943	1	• PUMP, Hydraulic, tandem gear (11/6.4 cc)
8	114325	2	• FITTING, Suction port
9	120054	2	• FITTING, Pressure port (37 45 10–8 SAE)
10	117430	2	• BOLT, Hex head (3/8"–16 x 1.25", Grade 8)
11	103857	2	• BOLT, Hex head (1/4"–20 x 1", Grade 5)
12	103472	2	• WASHER, Flat (3/8")
13	103995	4	• WASHER, Flat (1/4")
14	103999	2	• WASHER, Lock (3/8")
15	104000	4	• WASHER, Lock (1/4" NOM. 0.06)
16	103848	4	• BOLT, Hex Head (M10 – 1.25 x 20 mm, Grade 8.8)
17	216001	4	• BOLT, Hex Head (M10 – 1.25 x 40 mm, Grade 8.8)
18	103850	2	• BOLT, Hex head (M10 – 1.25 x 30 mm, Grade 8.8)
19	136665	4	• BOLT, Hex head (M10 – 1.25 x 35 mm, Grade 8.8)
20	130884	12	• WASHER, Lock (M10)
21	115649	2	• NUT, Lock, (Nylon/zinc 0.25–20, Grade 5)
22	102838	1	• SWITCH, Oil pressure
23	103892	4	• BOLT, 1/4"–20 x 5/8" Lg. Grade 5
24	108818	4	• BOLT, Hex head (1/2"–13 x 2.75", Grade 5)
25	103470	4	• WASHER, Lock (1/2", Nominal 0.12)
26	137241	4	• WASHER, Fender (1/2" inner diameter)

5.6 Cooling - Kubota WG752 Dual Fuel



M199153AA

213559AA

128

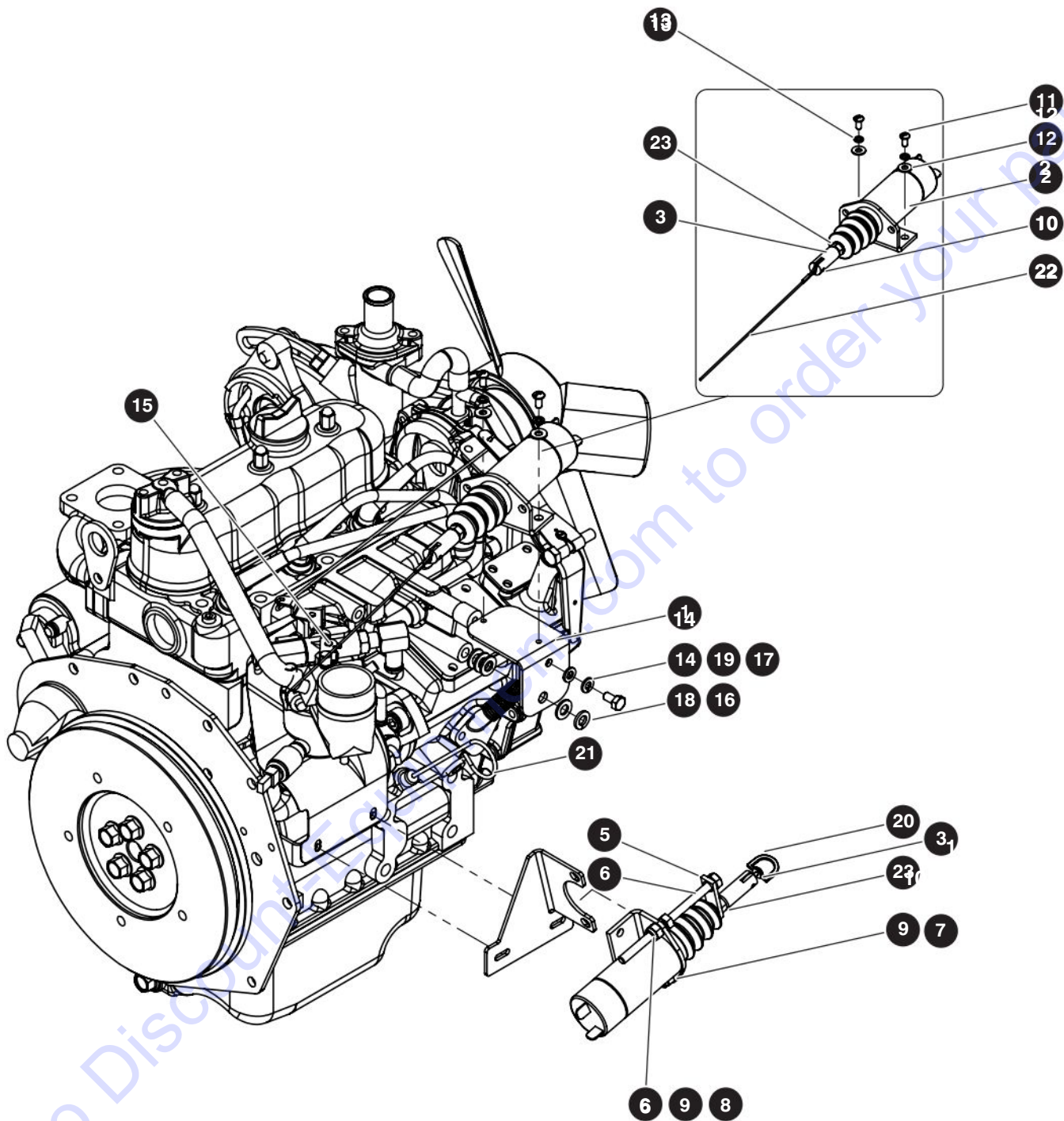
SJ6826 RT, SJ6832 RT

SKYJACK

5.6 Cooling - Kubota WG752 Dual Fuel

Index No.	Skyjack Part No.	Qty.	Description
-	199153	1	COOLING, Kubota WG752
1	198968	2	<ul style="list-style-type: none"> • PLATE, Radiator angle
2	198969	1	<ul style="list-style-type: none"> • PLATE, Radiator
3	137625	45"	<ul style="list-style-type: none"> • TRIM, Rubber
4	103014	1	<ul style="list-style-type: none"> • GROMMET, Rubber 5/8 x 7/8 x 1/8
5	147142	1	<ul style="list-style-type: none"> • RESERVOIR, Coolant
6	102984	44"	<ul style="list-style-type: none"> • LINE, Fuel (0.3125")
7	103887	2	<ul style="list-style-type: none"> • BOLT, Hex head (0.32 - 18 x 0.750 Grade 5)
8	103984	2	<ul style="list-style-type: none"> • NUT, Hex nylon lock (5/16"-18, Grade 5)
9	103996	4	<ul style="list-style-type: none"> • WASHER, Flat (5/16")
10	103856	4	<ul style="list-style-type: none"> • BOLT, Hex head (1/4"-20 x 0.75" Grade 5)
11	600723	4	<ul style="list-style-type: none"> • BOLT, Hex head (M6 x 1 x 10mm Grade 8.8)
12	121758	4	<ul style="list-style-type: none"> • WASHER, Lock (M6)
13	103995	8	<ul style="list-style-type: none"> • WASHER, Flat (0.0.25")
14	115649	4	<ul style="list-style-type: none"> • NUT, Hex head nylon lock (0.25"-20 Grade 5)

5.7 Solenoid - Kubota WG752 Dual Fuel



M199047AA

213559AA

130

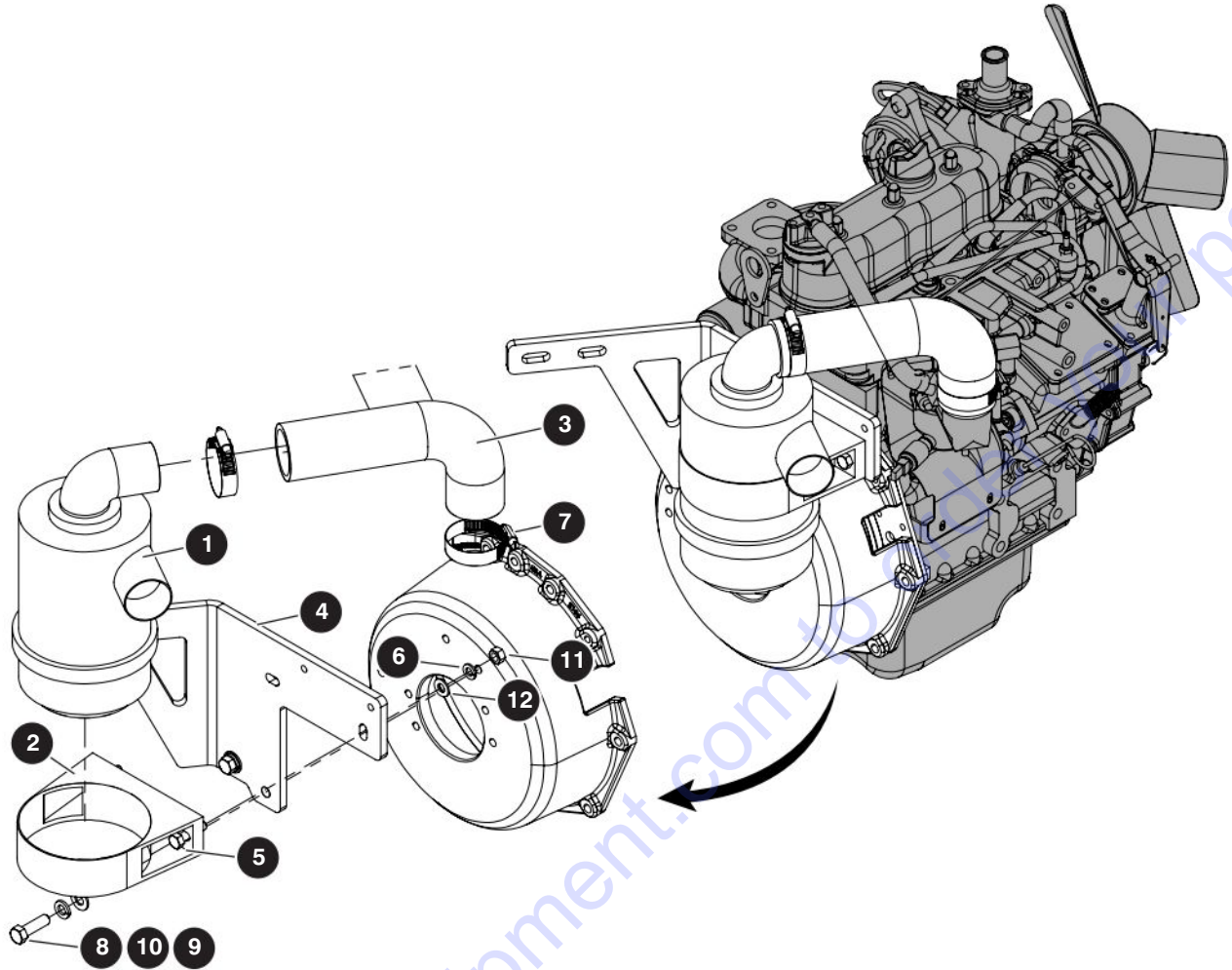
SJ6826 RT, SJ6832 RT

SKYJACK

5.7 Solenoid - Kubota WG752 Dual Fuel

Index No.	Skyjack Part No.	Qty.	Description
-	199047	1	SOLENOID, Kubota WG752
1	199075	1	• BRACKET, Choke solenoid
2	103007	2	• SOLENOID, DC (12 V)
3	101860	2	• LINKAGE, Throttle attachment
4	199076	1	• BRACKET, Throttle solenoid
5	113582	1	• LIMITER, Solenoid
6	120738	1	• BOLT, Hex head cap screw (1/4"-20 x 4")
7	103892	1	• BOLT, 1/4"-20 x 5/8" Lg. Grade 5
8	103980	1	• NUT, Hex head (1/4"- 20, Grade B)
9	115649	2	• NUT, Nylon lock (1/4"-20)
10	114684	2	• PIN, Roll (1/8" diameter x 7/16")
11	115545	2	• SCREW, Round head machine (#10-32 x 3/8")
12	104694	2	• WASHER, Flat (#10)
13	104185	2	• WASHER, Lock (#10)
14	933646	1	• BOLT, Hex head (M6-1 x 12 mm, Grade 8.8)
15	137525	1	• SCREW, Pan head (M4 x 6, DIN 85, ZP)
16	933832	4	• WASHER, Flat M8 (16 mm OD)
17	133219	1	• WASHER, Flat (M6)
18	116218	1	• WASHER, Lock (M8)
19	121758	1	• WASHER, Lock (6 mm)
20	116031	1	• SWIVEL, Solenoid contactor
21	165927	1	• MOUNT, Vibration dampening
22	116467	1	• CABLE, Choke
23	114709	2	• NUT, FHN (1/4"-28)

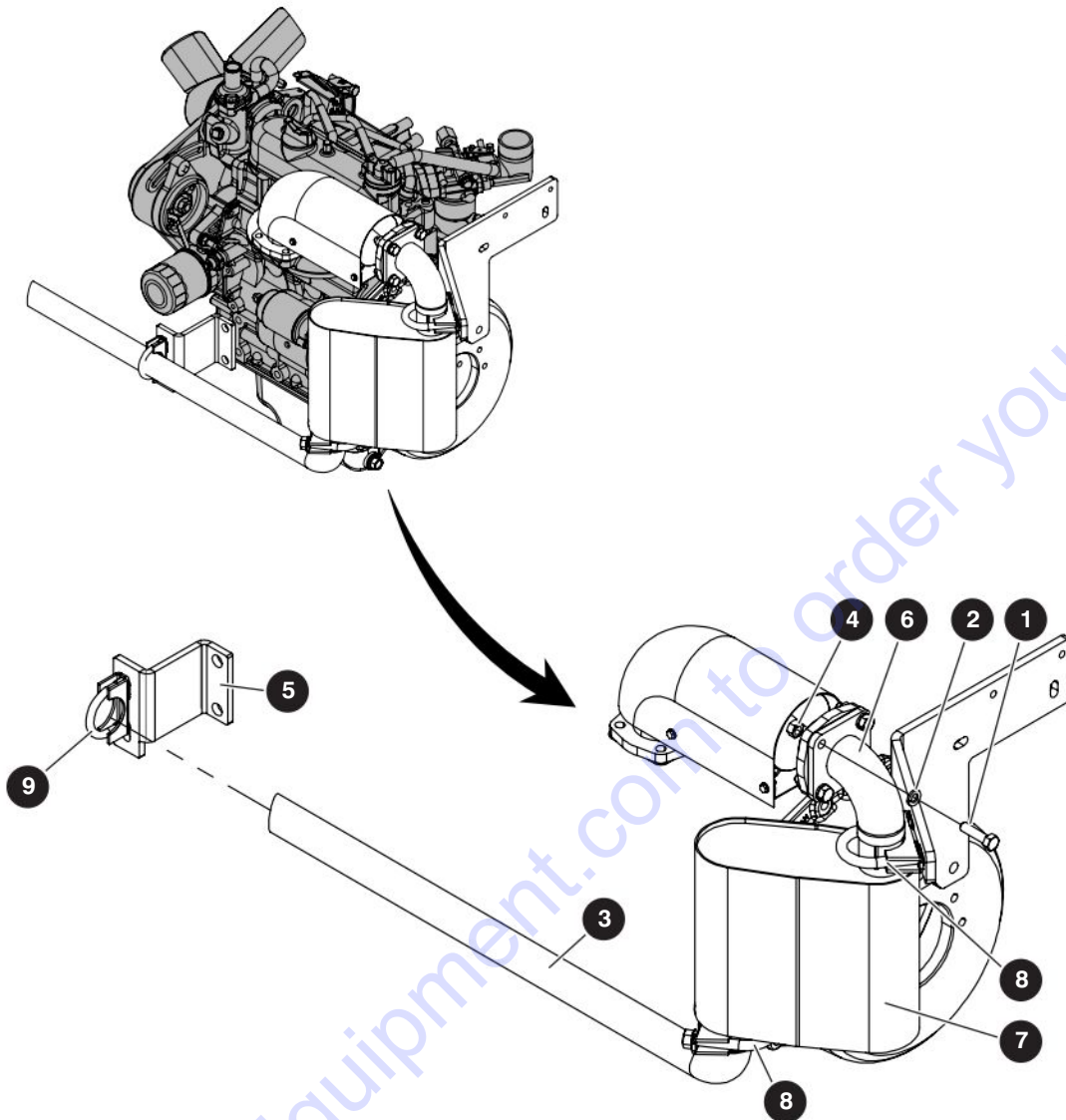
5.8 Air Intake - Kubota WG752 Dual Fuel



M199079AA

Index No.	Skyjack Part No.	Qty.	Description
-	199079	1	AIR INTAKE, Kubota WG752
1	128601	1	• AIR CLEANER ASSEMBLY
2	128602	1	• BRACKET, Air cleaner band
3	197433	1	• Hose, Air intake
4	199089	1	• BRACKET, Exhaust/breather
5	112532	2	• BOLT, Hex head (0.312"-18 x 1.25" Grade 5)
6	103404	2	• WASHER, Lock (0.312")
7	133222	2	• CLAMP, Gear (2.00)
8	101297	2	• BOLT, Hex head (0.375"-16 x 1.25" Grade 5)
9	103472	2	• WASHER, Flat (3/8")
10	103999	2	• WASHER, Lock (3/8")
11	100397	2	• NUT, Hex head (5/16"-18 Grade 5)
12	103996	2	• WASHER, Flat (5/16")

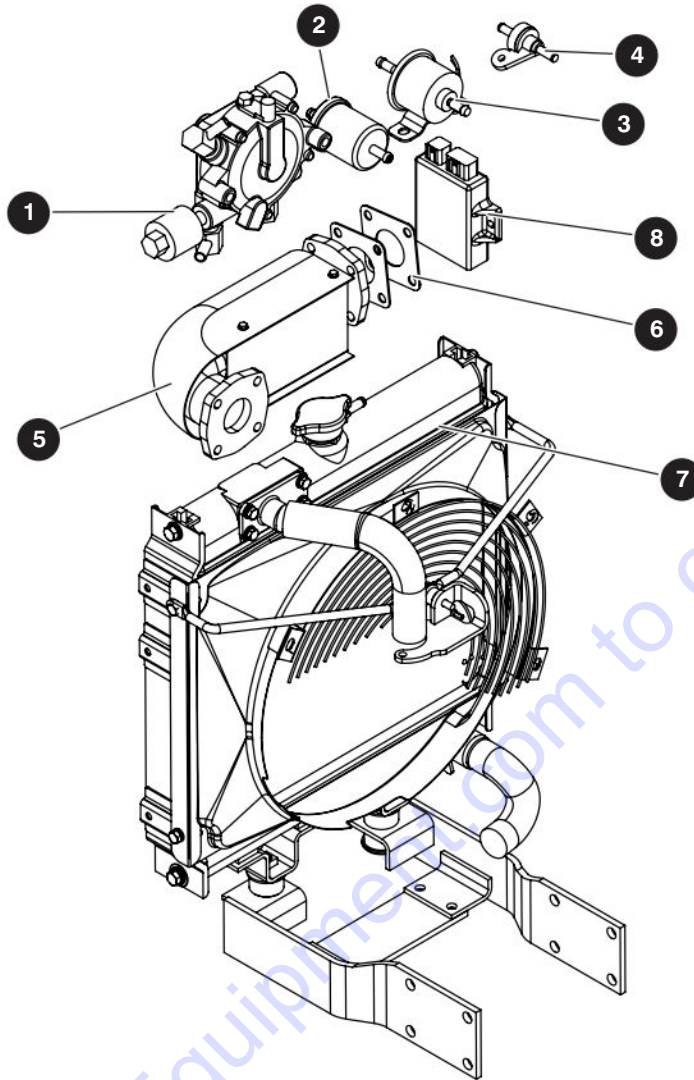
5.9 Exhaust - Kubota WG752 Dual Fuel



M199095AA2

Index No.	Skyjack Part No.	Qty.	Description
-	199095	1	EXHAUST, Kubota WG752
1	112532	4	• BOLT, HEX HD 5/16"-18 X 1 1/4" Gr.5
2	103404	4	• WASHER, Lock 5/16"
3	199142	1	• PIPE, Exhaust
4	100397	4	• NUT, Hex head (5/16"-18, Grade 5)
5	137657	1	• BRACKET, Exhaust
6	159317	1	• ADAPTER, Exhaust 90°
7	158622	1	• MUFFLER (Kubota WG752 / DF972)
8	142378	2	• CLAMP, U-bolt (1.5")
9	136969	1	• CLAMP, U-bolt (1.25")

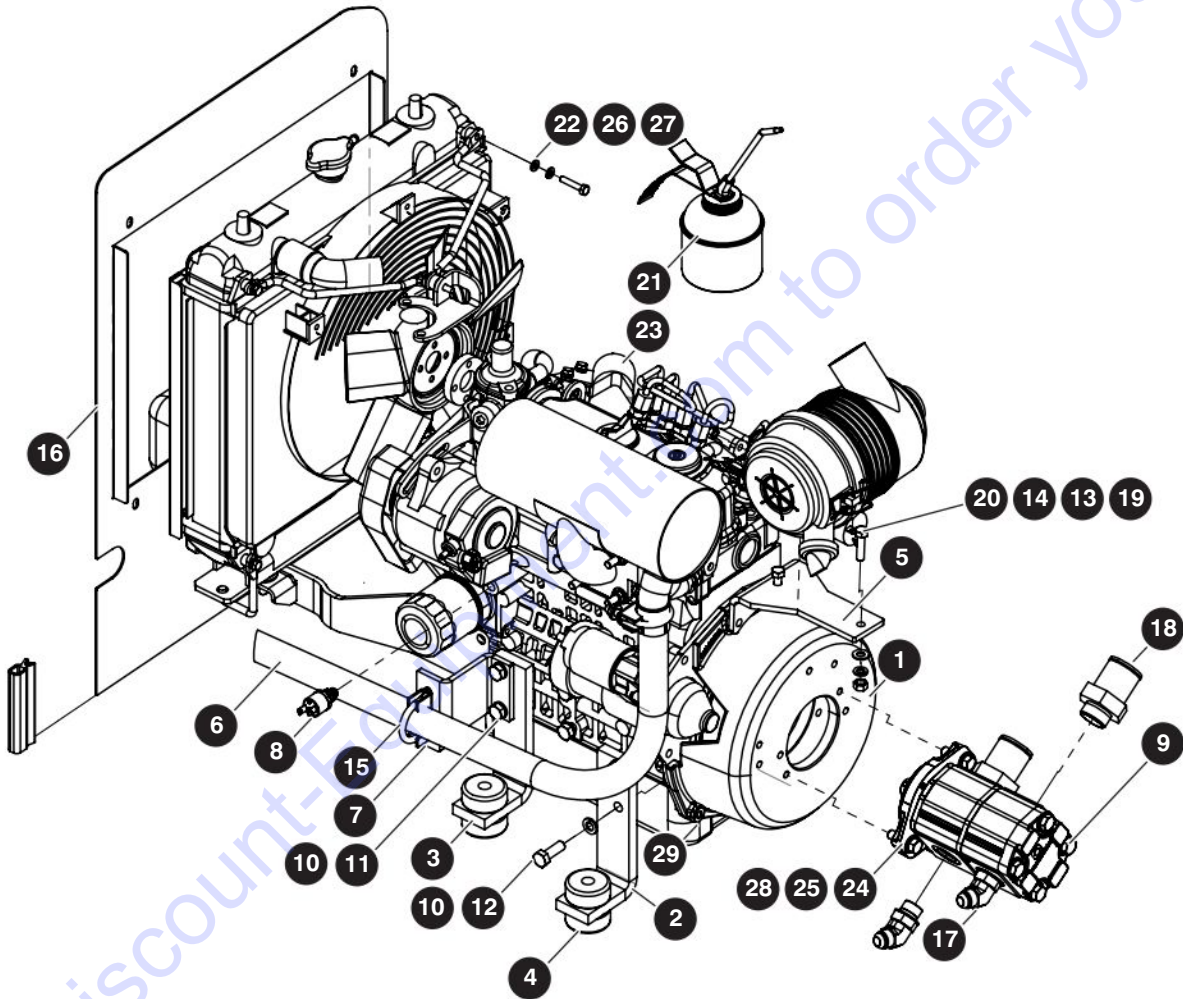
5.10 Engine Kit - Kubota WG752 Dual Fuel



M199079AA

Index No.	Skyjack Part No.	Qty.	Description
-	230502	1	ENGINE KIT - KUBOTA WG752 DUAL FUEL
1	136122	1	• VAPORIZER
2	136118	1	• FILTER, Fuel
3	159220	1	• PUMP, Fuel - Electric
4	158924	1	• VALVE, 2 way
5	158925	1	• KIT, Catalyst
6	136084	2	• GASKET, Muffler
7	198903	1	• RADIATOR
8	230501	1	• MODULE, Ignition control
9	136099	1	• HARNESS, Engine kit (<i>not shown</i>)

5.11 Engine - Kubota D902 Diesel



M168855AA

213559AA

136

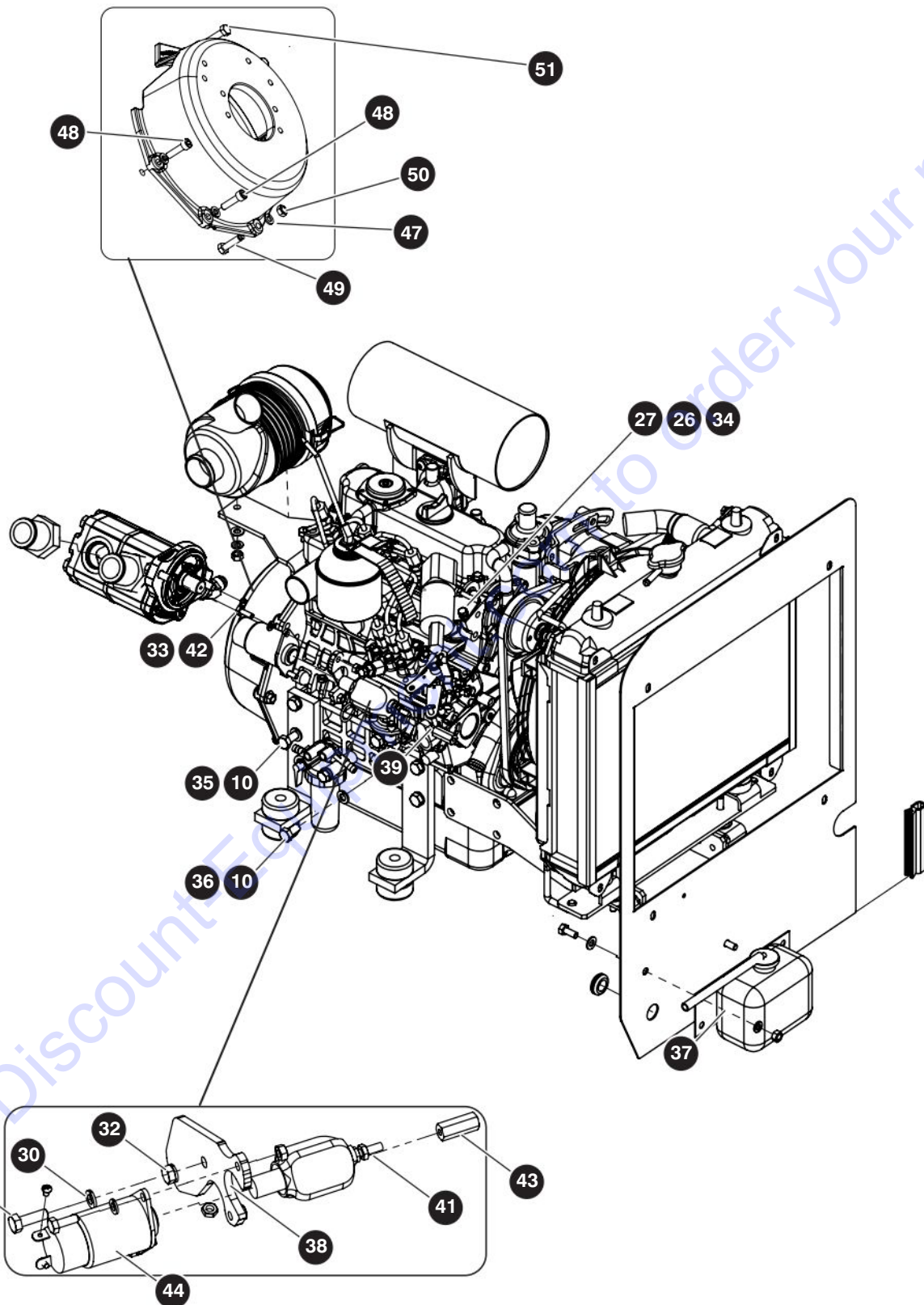
SJ6826 RT, SJ6832 RT

SKYJACK

5.11 Engine - Kubota D902 Diesel

Index No.	Skyjack Part No.	Qty.	Description
-	168855	1	ENGINE ASSEMBLY (Kubota D902)
1	149834	1	• BELL HOUSING ASSEMBLY (Kubota D902)
	149830	1	• • BELL HOUSING, Kubota D902/972
	149833	1	• • COUPLING, Hub
	149832	1	• • FLANGE
	149831	1	• • KIT, Hardware
2	136032	2	• BRACKET, Engine mount (Front left/Rear right)
3	136033	2	• BRACKET, Engine mount (Front right/Rear left)
4	147634	4	• MOUNT, Engine vibration control
5	137120	1	• BRACKET, Air cleaner
6	137642	1	• TUBE, Exhaust (Kubota D902)
7	137657	1	• BRACKET, Exhaust
8	102838	1	• SWITCH, Oil pressure
9	161943	1	• PUMP, Hydraulic, tandem gear (11/6.4 cc)
10	130884	12	• WASHER, Lock (M10)
11	216001	2	• BOLT, Hex head (M10-1.25 x 40 mm, Grade 8.8)
12	103850	5	• BOLT, Hex head (M10-1.25 x 30 mm, Grade 8.8)
13	103404	2	• WASHER, Lock (5/16")
14	103996	2	• WASHER, Flat (M8 - ZN)
15	136969	2	• CLAMP, Exhaust (1-1/4")
16	(Ref.)	1	• RADIATOR PLATE (For components, refer to Section 5.12 Radiator Plate)
17	120054	2	• FITTING, Pressure port (37 45 10-8 SAE)
18	114325	2	• FITTING, Suction port
19	100397	2	• Nut, Hex head (5/16"-18, Grade 5)
20	112532	2	• BOLT, Hex Head (5/16"-18 X 1 1/4" Gr.5)
21	105287	3.9	• OIL, Engine (SAE 10W - 30)
22	167051	4	• BOLT, Hex head (M6-1.00 x 30 mm, Grade 8.8)
23	139321	1	• SOLENOID, Fuel shutdown
24	101297	2	• BOLT, Hex head (3/8"-16 x 1.25", Grade 5)
25	103999	2	• WASHER, Lock (3/8")
26	121758	6	• WASHER, Lock (M6)
27	133219	6	• WASHER, Flat (M6)
28	103472	2	• WASHER, Flat (3/8")
29	933832	1	• WASHER, Flat M8 (16 mm OD)

5.11 Engine - Kubota D902 Diesel



M168855AA

213559AA

138

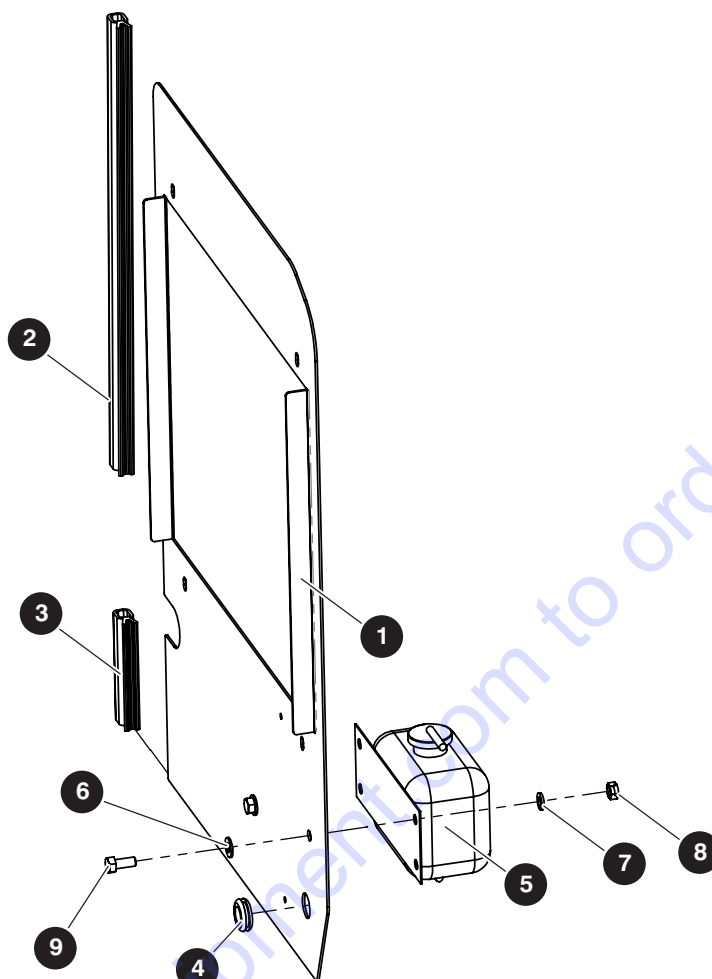
SJ6826 RT, SJ6832 RT

SKYJACK

5.11 Engine - Kubota D902 Diesel

Index No.	Skyjack Part No.	Qty.	Description
-	168855	1	ENGINE ASSEMBLY (Kubota D902)
30	104000	2	• WASHER, Lock (1/4" NOM. 0.06)
31	103856	2	• BOLT, Hex head (1/4"-20 x 3/4")
32	103980	2	• NUT, Hex head (1/4"- 20, Grade B)
33	116218	2	• WASHER, Lock (M8)
34	104608	2	• BOLT, Hex head (M6 – 1 x 16 mm, Grade 5)
35	136665	1	• BOLT, Hex head (M10 – 1.25 x 35 mm, Grade 8.8)
36	103848	4	• BOLT, Hex Head (M10 – 1.25 x 20 mm, Grade 8.8)
37	102984	46	• LINE, Fuel (5/16")
38	137200	1	• BRACKET, Solenoid
39	103859	1	• BOLT, Hex head (1/4"-20 x 1.5", Grade 5)
40	169072	1	• COOLANT, Anti-freeze 50/50 premix
41	137918	1	• ROD, Threaded (1/4"-28 x 2.25")
42	133869	2	• BOLT, Hex Head (M8 - 1.25 x 25 mm, Grade 8.8)
43	137915	1	• NUT, Coupling (1/4"-28 x 1.25")
44	106370	1	• SOLENOID KIT, Shutdown
	207117	1	• • SOLENOID, Throttle
	106368	1	• • NUT, Hex head jam (1/4"-28, Grade B)
	212922	1	• • JOINT, In-line swivel/ball
-	221313	1	• KIT, Bell housing hardware
47	166218	5	• • WASHER, Lock (M8)
48	221333	2	• • BOLT, Socket head (M8 x 1.25 x 30, cl 8.8)
49	136667	1	• • BOLT, Hex head (M8 x 1.25 x 30, gr 8.8)
50	121059	1	• • NUT, Hex head (M8 x 1.25, gr 5)
51	137895	2	• • BOLT, Hex head (M8 x 1.25 x 35, gr 8.8)

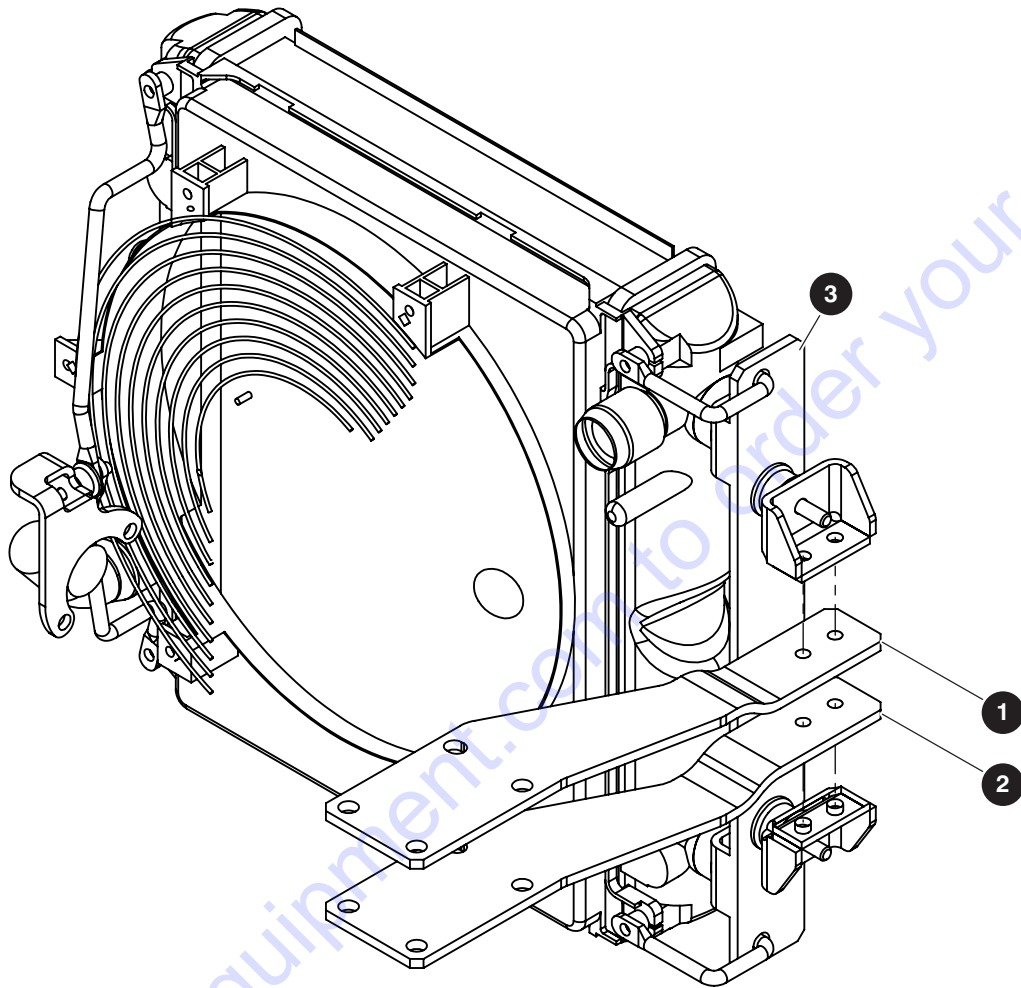
5.12 Radiator Plate



M137648AA

Index No.	Skyjack Part No.	Qty.	Description
-	137648	1	RADIATOR PLATE
1	137481	1	• PLATE, Radiator
2	137643	1	• TRIM, Rubber long
3	137647	1	• TRIM, Rubber short
4	103014	1	• GROMMET
5	147142	1	• RESERVOIR, Coolant
6	103996	2	• WASHER, Flat (5/16")
7	103404	2	• WASHER, Lock (5/16")
8	100397	2	• NUT, Hex head (5/16"-18, Grade 5)
9	103887	2	• BOLT, Hex head (5/16"-18 x 3/4", Grade 5)

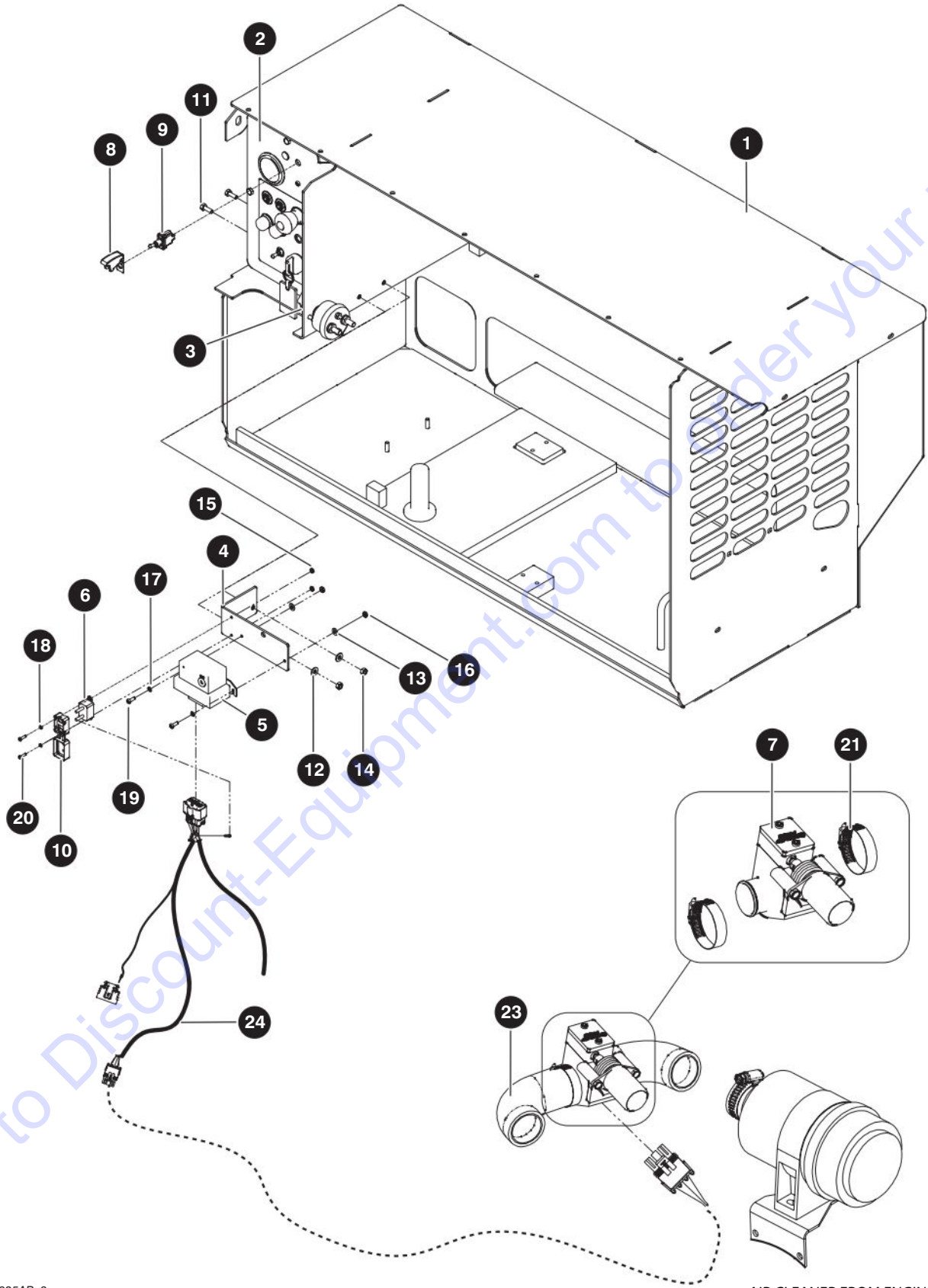
5.13 Cooling - Kubota D902 Diesel



M137652AA

Index No.	Skyjack Part No.	Qty.	Description
-	137652	1	COOLING - KUBOTA D902
-	136037	1	• RADIATOR KIT, Kubota D902 engine kit
1	136131	1	• • SUPPORT BRACKET, 1
2	136132	1	• • SUPPORT BRACKET, 2
3	136133	1	• • BRACKET, Radiator
-	137654	1	• CLEANER KIT, Kubota D902 engine kit (not shown)
-	137885	1	• FUEL FILTER, Kubota D902 (not shown)

5.14 Positive Air Shut Off Valve



AIR CLEANER FROM ENGINE

M171825AB_3

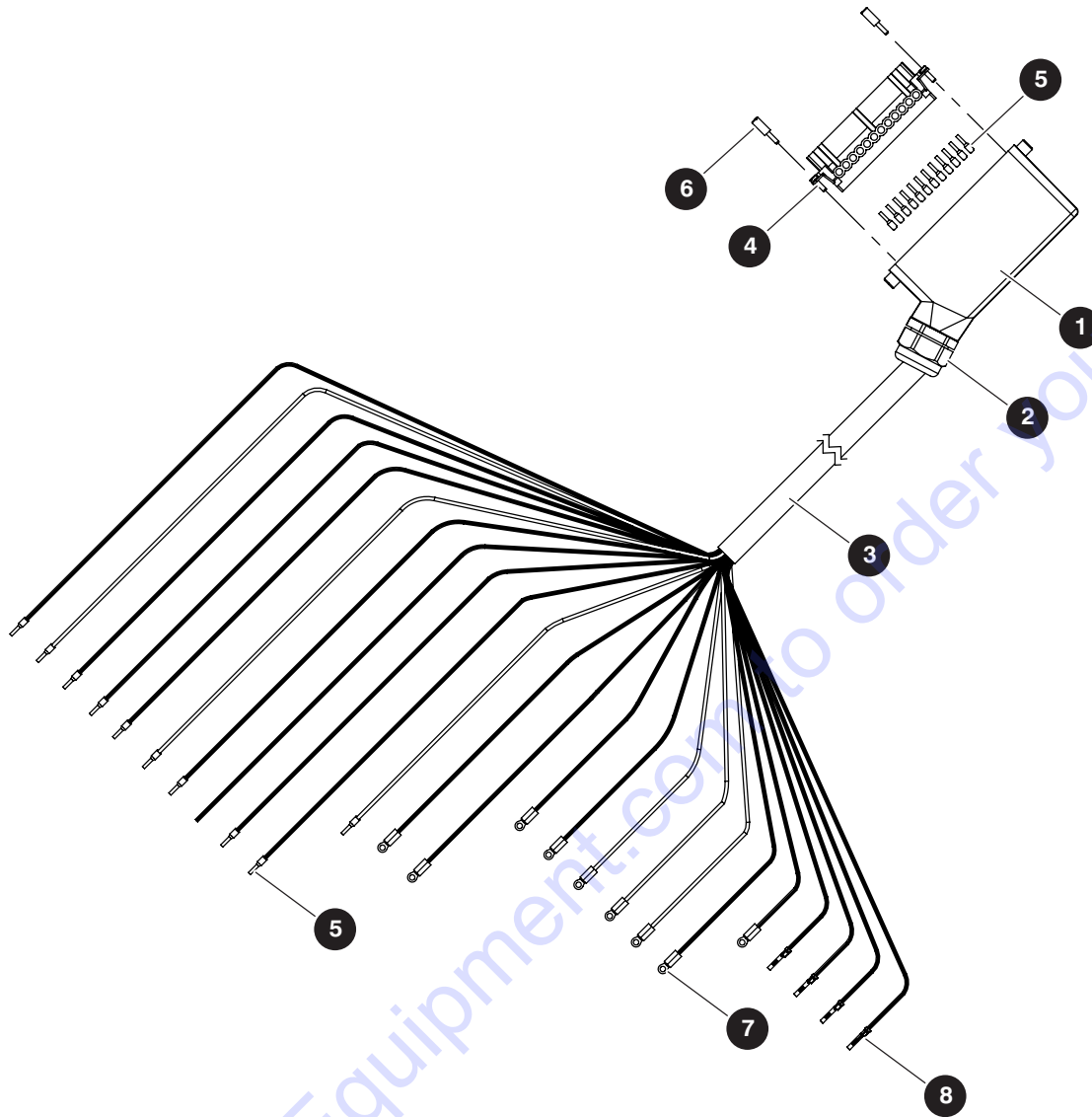
5.14 Positive Air Shut Off Valve

Index No.	Skyjack Part No.	Qty.	Description
-	171825	1	POSITIVE-AIR SHUT OFF VALVE INSTALLATION
1	147812	1	• WELDMENT, Engine cabinet
2	(Ref.)	1	• ELECTRICAL PANEL, Hardware assembly (For components, refer to Section 4.14 Electric Panel - Positive Air Shutoff)
3	119726	1	• SWITCH, Master disconnect (12 V)
4	171824	1	• HOLDER, RL5 Positive air option
5	171821	1	• AUTOMATIC REV LIMITER-R5
6	171899	1	• BREAKER, Auto reset
7	171823	1	• VALVE, Auto Shut-off (1.75")
8	171826	1	• COVER, Red toggle safety
9	115574	1	• SWITCH, Toggle
10	196529	1	• INSULATOR, Stud mount circuit breaker (Red)
11	103857	2	• BOLT, Hex head (1/4"-20 x 1.0", gr 5)
12	103995	2	• WASHER, Flat (1/4")
13	103991	2	• WASHER, Flat (#8)
14	115649	2	• NUT, Lock (1/4"-20, Gr 5)
15	103985	2	• NUT, Hex Head (#6-32)
16	138765	2	• NUT, Lock (#8-32, Gr 5)
17	112249	2	• WASHER, Lock (#8)
18	106099	2	• WASHER, Lock (#6)
19	116192	2	• BOLT, Machine head (#8-32)
20	114678	2	• SCREW, Round head machine (#6-32 x 1/2")
21	133222	2	• CLAMP, Gear (#32)
22	113719	10	• TIEWRAP
23	194271	1	• AIR INTAKE, Rubber
24	(Ref.)	1	• HARNESS, Positive air shut-off (For components, refer to Section 6.20 Positive Air Shut Off Harness)

Section 6 – Harness

- 6.1 "Platform Control Harness"
- 6.2 "Engine Pull Out Harness"
- 6.3 "Main Manifold Harness"
- 6.4 "Panel Control Cable"
- 6.5 "Outrigger Control Module Harness"
- 6.6 "Horn Harness"
- 6.7 "Base to Platform Cable"
- 6.8 "Pressure Switch Harness - KC"
- 6.9 "Electric Panel Harness"
- 6.10 "Engine Harness - Kubota WG752 Dual Fuel"
- 6.11 "Engine - Kubota D902 Diesel"
- 6.12 "Pressure Transducer Harness"
- 6.13 "Outrigger and Hydraulic Generator Harness"
- 6.14 "Outrigger Auto Level Limit Switch Harness"
- 6.15 "Outrigger Manifold Harness"
- 6.16 "Tilt Switch Harness - KC"
- 6.17 "Scissor Harness - KC"
- 6.18 "Beeper Harness"
- 6.19 "Outrigger Auto-leveling Control Module Harness (optional)"
- 6.20 "Positive Air Shut Off Harness"
- 6.21 "Limit Switch Wiring"
- 6.22 "Limit Switch Wiring - Soft Stop"
- 6.23 "Holding Harness"
- 6.24 "Outrigger Control Cable"

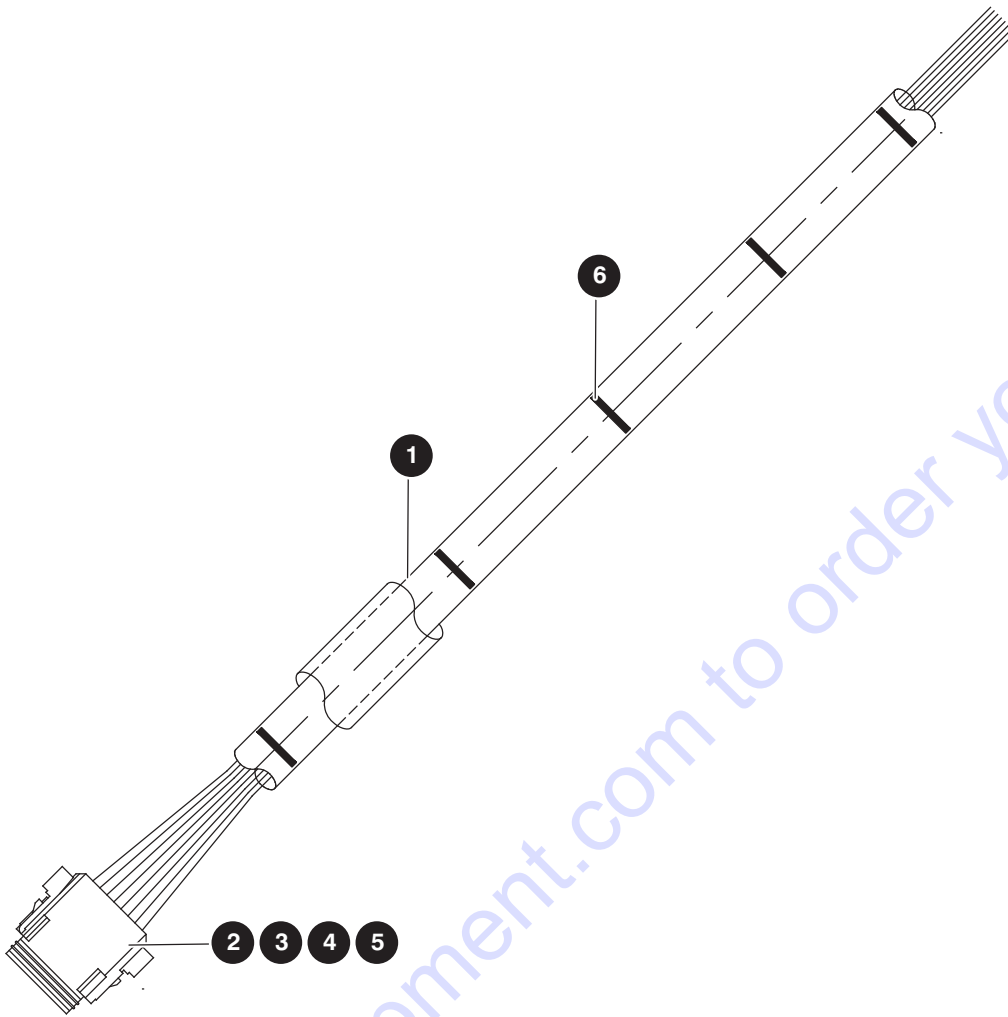
6.1 Platform Control Harness



M208589AA

Index No.	Skyjack Part No.	Qty.	Description
A	208589	1	PLATFORM CONTROL HARNESS
B	230083	1	PLATFORM CONTROL HARNESS - SGLE
1	137225	1	• HOUSING, Side entry - 24 pin
2	132109	1	• RELIEF, Strain
3	137201	120	• CABLE, Control 16/25
4	137223	1	• INSERT, Female - 24 pin
5	121050	34	• CONNECTOR, Ferrule -16 GA
6	119727	2	• CODE PIN
7	102955	9	• TERMINAL, 14-16 GA
8	116990	4	• PIN, Female wire
-	105359	1	• TERMINAL, 14-16 GA B

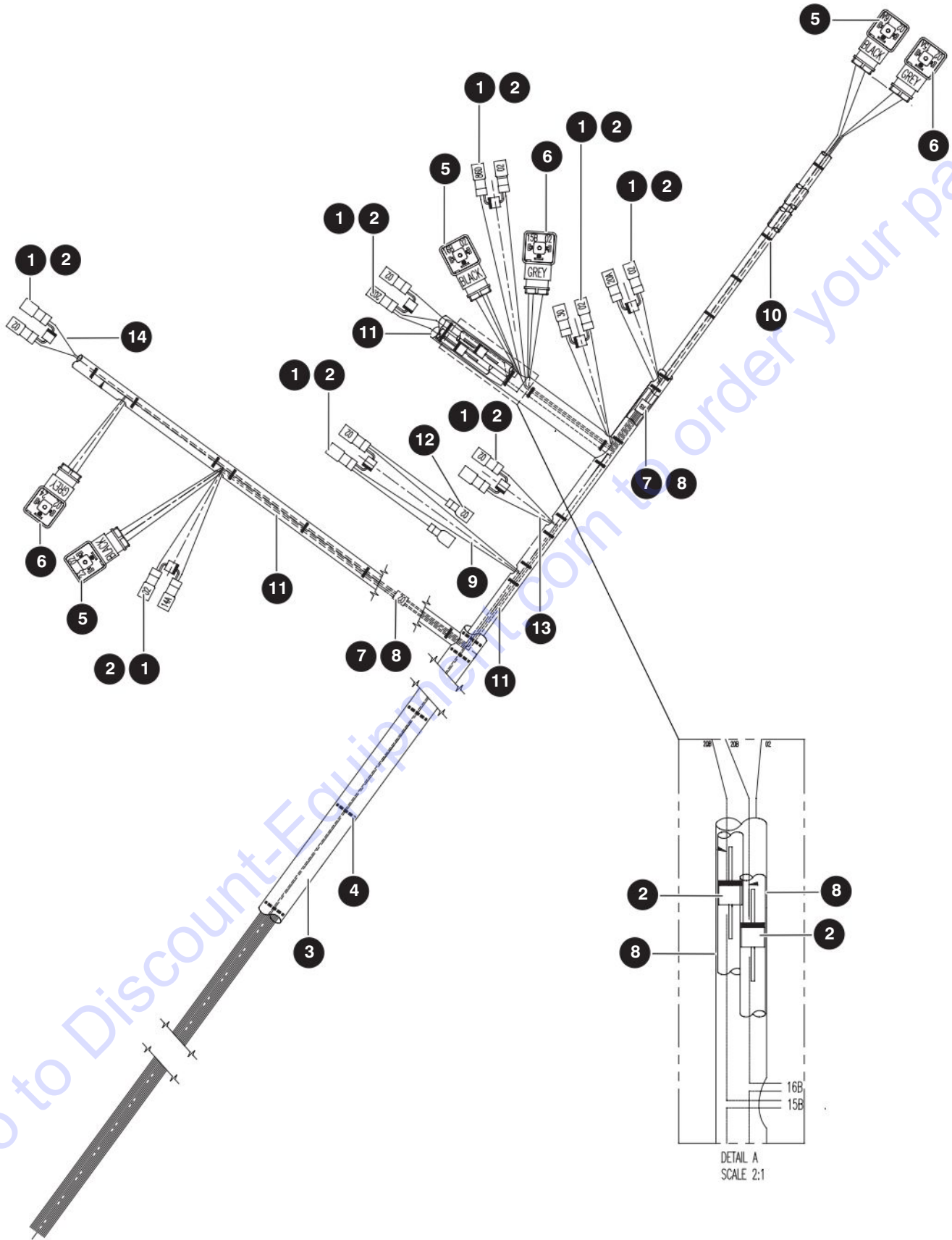
6.2 Engine Pull Out Harness



M137955AA

Index No.	Skyjack Part No.	Qty.	Description
-	137955	1	PLATFORM CONTROL HARNESS
1	120748	34	• WIRE PROTECTOR
2	117583	1	• CONNECTOR, Plug - 8 pin
3	117593	7	• CONNECTOR, Contact
4	117594	1	• CONNECTOR, Sealing plug
5	117585	1	• CONNECTOR, Plug - 8 pin
6	113719	6	• TIEWRAP
-	102707	73	• WIRE, White (02)
-	105982	73	• WIRE, Black/Red (2A)
-	102706	73	• WIRE, Blue (3A)
-	102701	73	• WIRE, Red/White (31)
-	102703	73	• WIRE, Green/Black (32A)
-	102704	73	• WIRE, Green/White (34C)
-	102705	73	• WIRE, Blue/White (37)

6.3 Main Manifold Harness



M139826AA

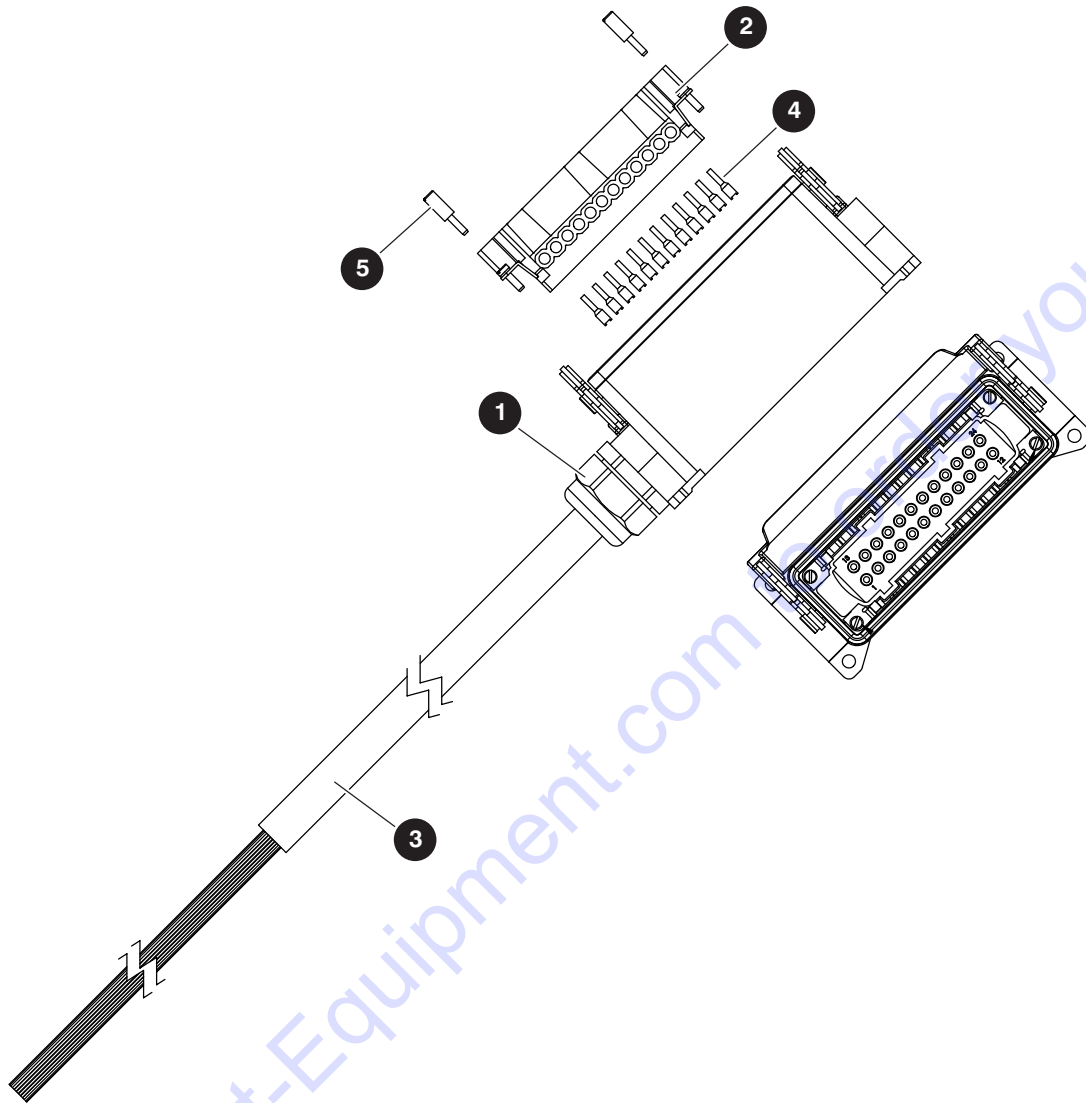
213559AA

SJ6826 RT, SJ6832 RT

6.3 Main Manifold Harness

Index No.	Skyjack Part No.	Qty.	Description
A	139826	1	MAIN MANIFOLD HARNESS - ANSI/CSA, CE, AS
B	139827	1	MAIN MANIFOLD HARNESS - KC
C	210249	1	MAIN MANIFOLD HARNESS - SOFT STOP
1	105568	16	• TERMINAL, Female
2	102921	10	• DIODE
3	103090	67	• WIRE PROTECTOR
	103092	67	• WIRE PROTECTOR C
4	113719	36	• TIEWRAP
5	127315	3	• CONNECTOR, Solenoid
6	127316	3	• CONNECTOR, Solenoid
7	102871	2	• SPLICE, Parallel
8	103370	8	• HEATSHRINK
9	102720	117	• WIRE, Orange TEW
10	111354	9	• WIRE PROTECTOR
11	120748	34	• WIRE PROTECTOR
12	105359	2	• TERMINAL, Female
13	102727	111	• WIRE, Blue/Red
14	102713	121	• WIRE, Red/Black

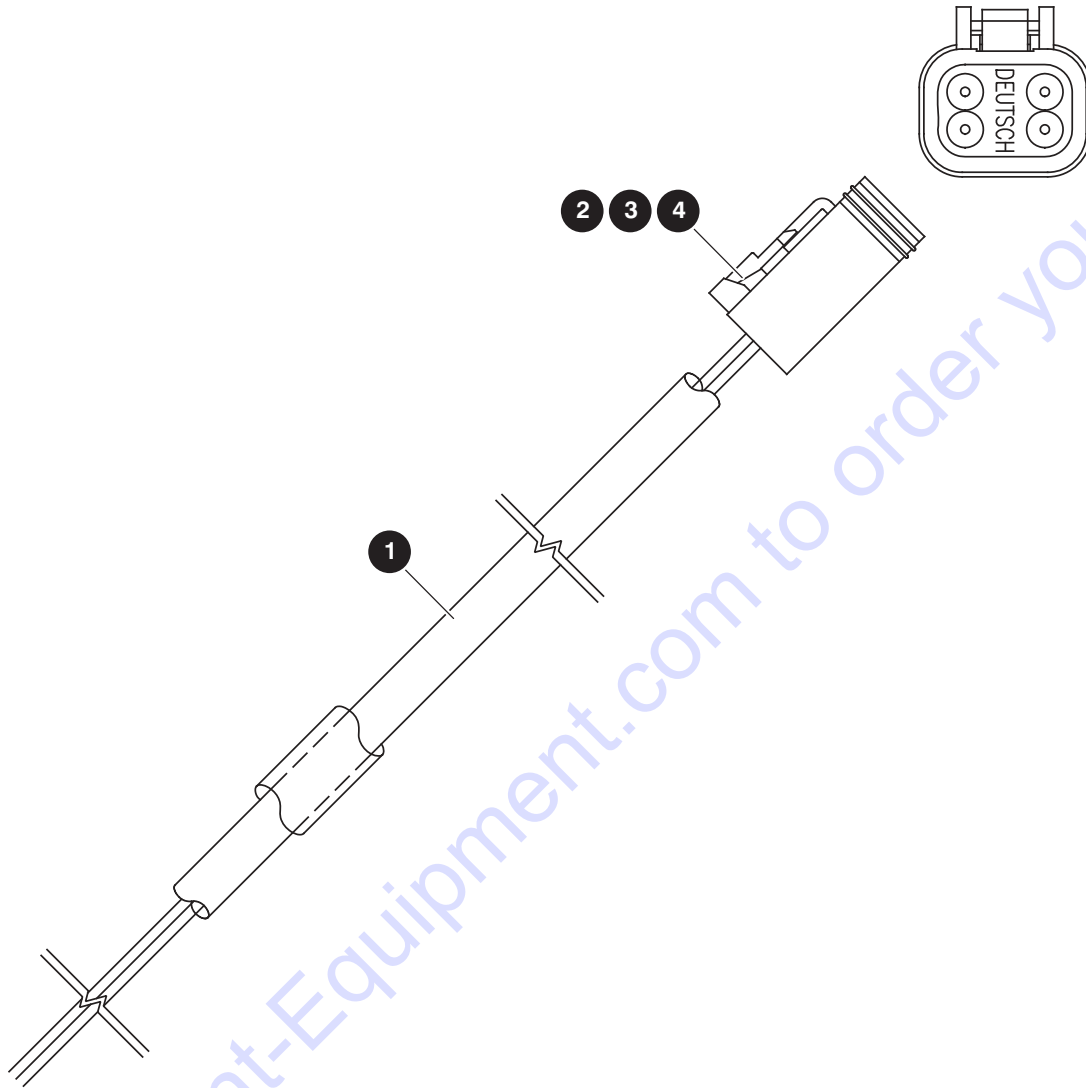
6.4 Panel Control Cable



M208019AA

Index No.	Skyjack Part No.	Qty.	Description
-	208019	1	PANEL CONTROL CABLE - 24 PIN
1	137330	1	• HOUSING, Surface mount - 24 pin
2	137224	1	• INSERT, Male - 24 pin
3	137201	67	• CABLE, Control 16/25
4	121050	24	• CONNECTOR, Ferrule -16 GA
5	119727	2	• CODE PIN

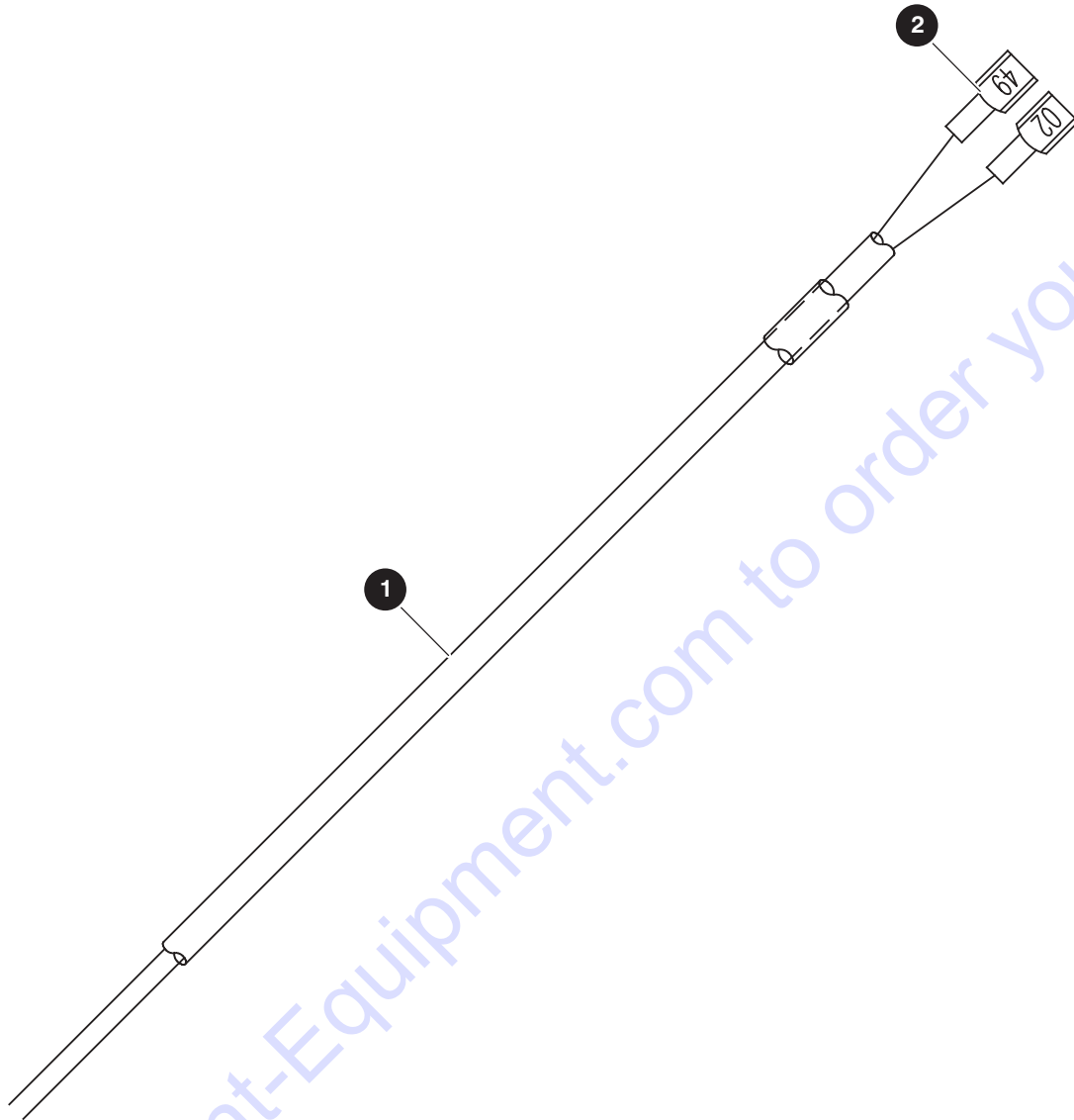
6.5 Outrigger Control Module Harness



M667004AA

Index No.	Skyjack Part No.	Qty.	Description
-	139271	1	PANEL CONTROL CABLE - 24 PIN
1	103257	48	• CABTIRE
2	117579	1	• CONNECTOR, Plug 4-pin
3	117581	1	• CONNECTOR, Plug 4-pin wedge
4	117591	4	• CONNECTOR, Contact socket 16-18

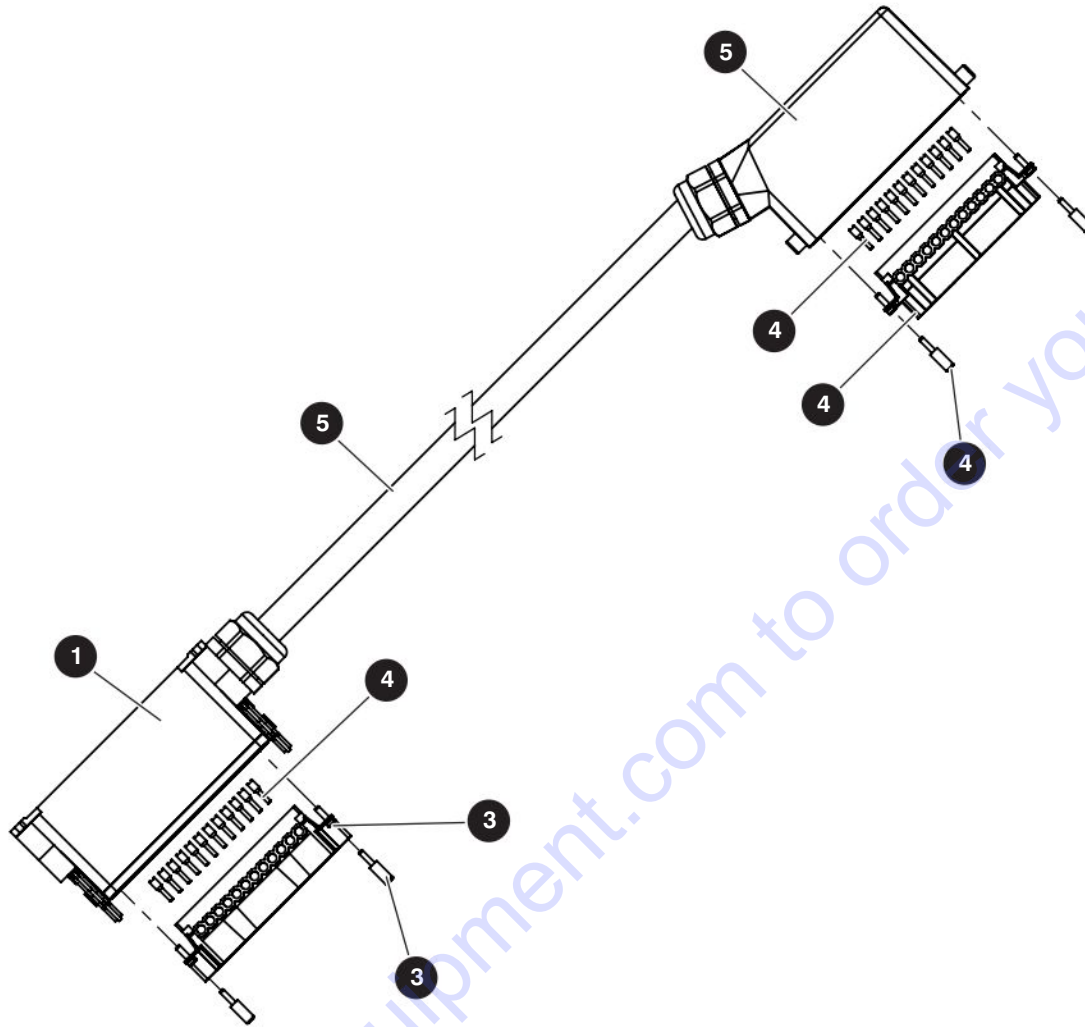
6.6 Horn Harness



M137952AA

Index No.	Skyjack Part No.	Qty.	Description
-	137952	1	HORN HARNESS
1	103256	39	• CABTIRE
2	114595	2	• TERMINAL, Female

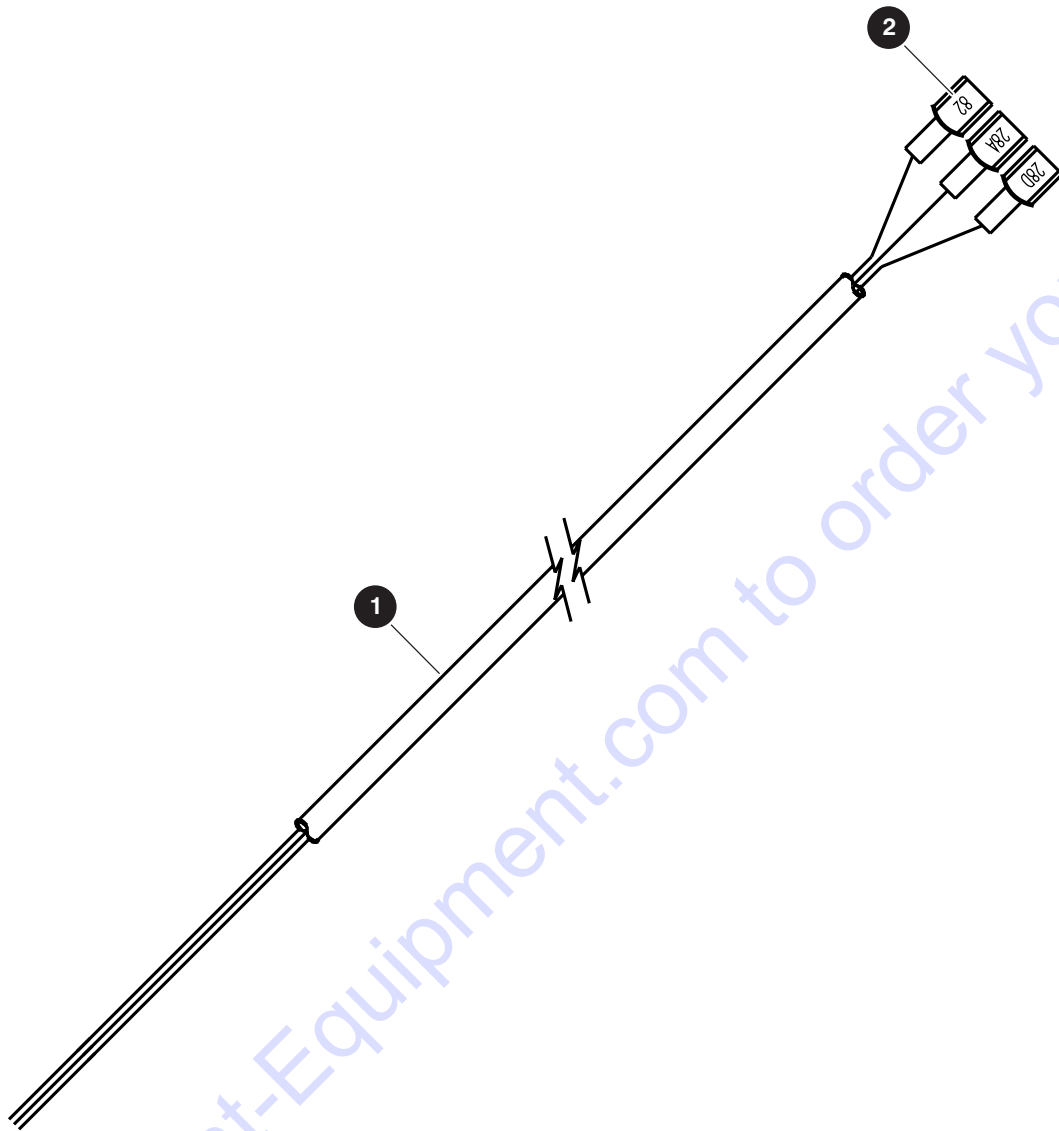
6.7 Base to Platform Cable



M208020AB

Index No.	Skyjack Part No.	Qty.	Description
A	208020	1	BASE TO PLATFORM CABLE - SJ6826 RT
B	208044	1	BASE TO PLATFORM CABLE - SJ6832 RT
1	137329	1	• HOUSING, Side entry - 24 pin
2	137330	1	• HOUSING, Surface mount - 24 pin
3	137201	504	• CABLE, Control 16/25
	137201	600	• CABLE, Control 16/25
4	121050	48	• CONNECTOR, Ferrule -16 GA
5	137224	1	• INSERT, Male - 24 pin
6	137223	1	• INSERT, Female - 24 pin
7	119727	4	• CODE PIN

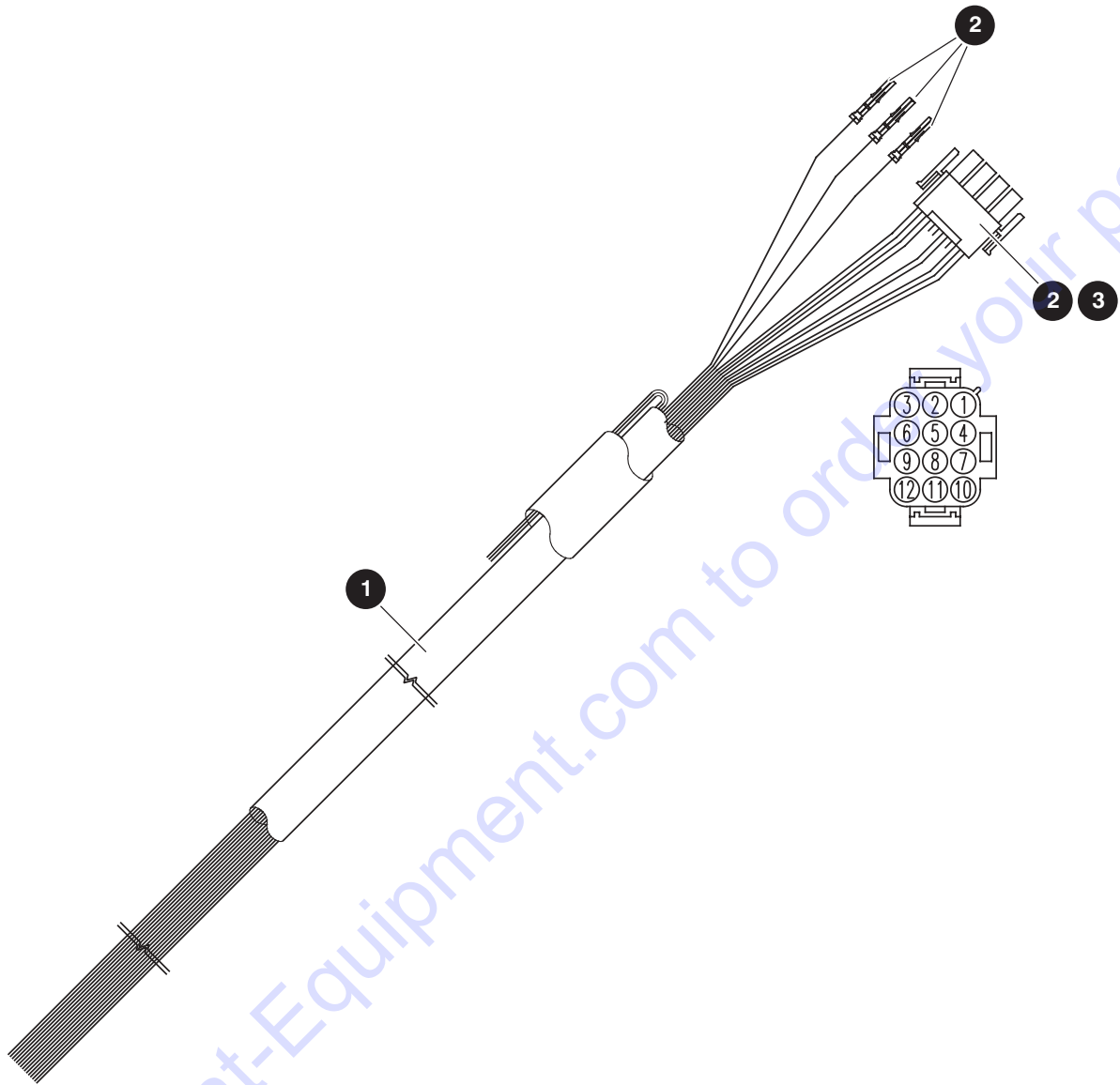
6.8 Pressure Switch Harness - KC



M221608AA

Index No.	Skyjack Part No.	Qty.	Description
-	221608	1	PRESSURE SWITCH HARNESS - KC
1	103257	124	• CABTIRE
2	114595	3	• TERMINAL, Wire - Female

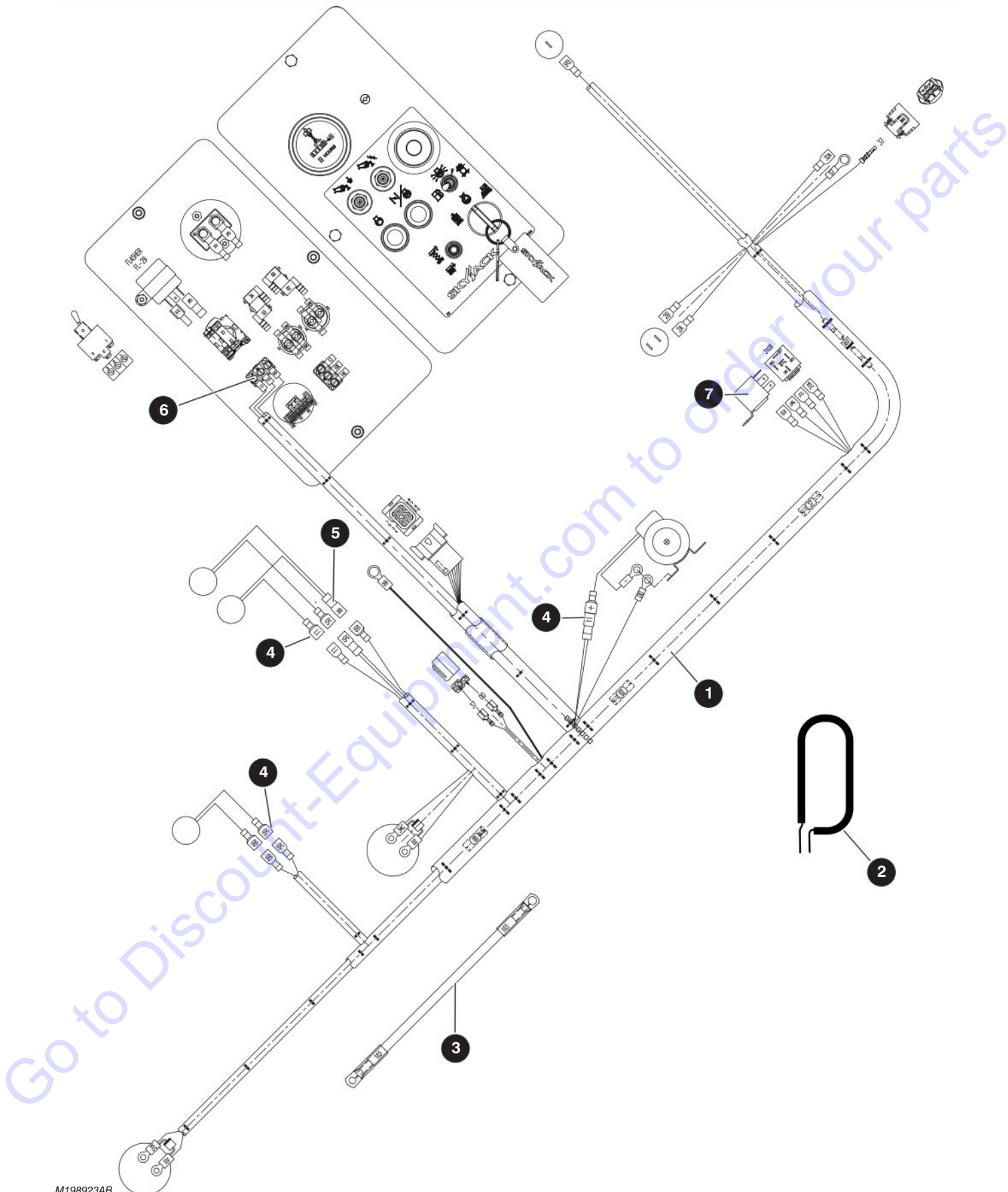
6.9 Load Sense Harness



M172031AA

Index No.	Skyjack Part No.	Qty.	Description
-	172031	1	LOAD SENSE HARNESS
-	139262	1	LOAD SENSE HARNESS - POSI AIR
1	102887	55	• CABLE, Control
2	116990	12	• WIRE PIN, Female
3	130449	1	• HOUSING, 12 pole plug - male

6.10 Engine Harness - Kubota WG752 Dual Fuel



M198923AB

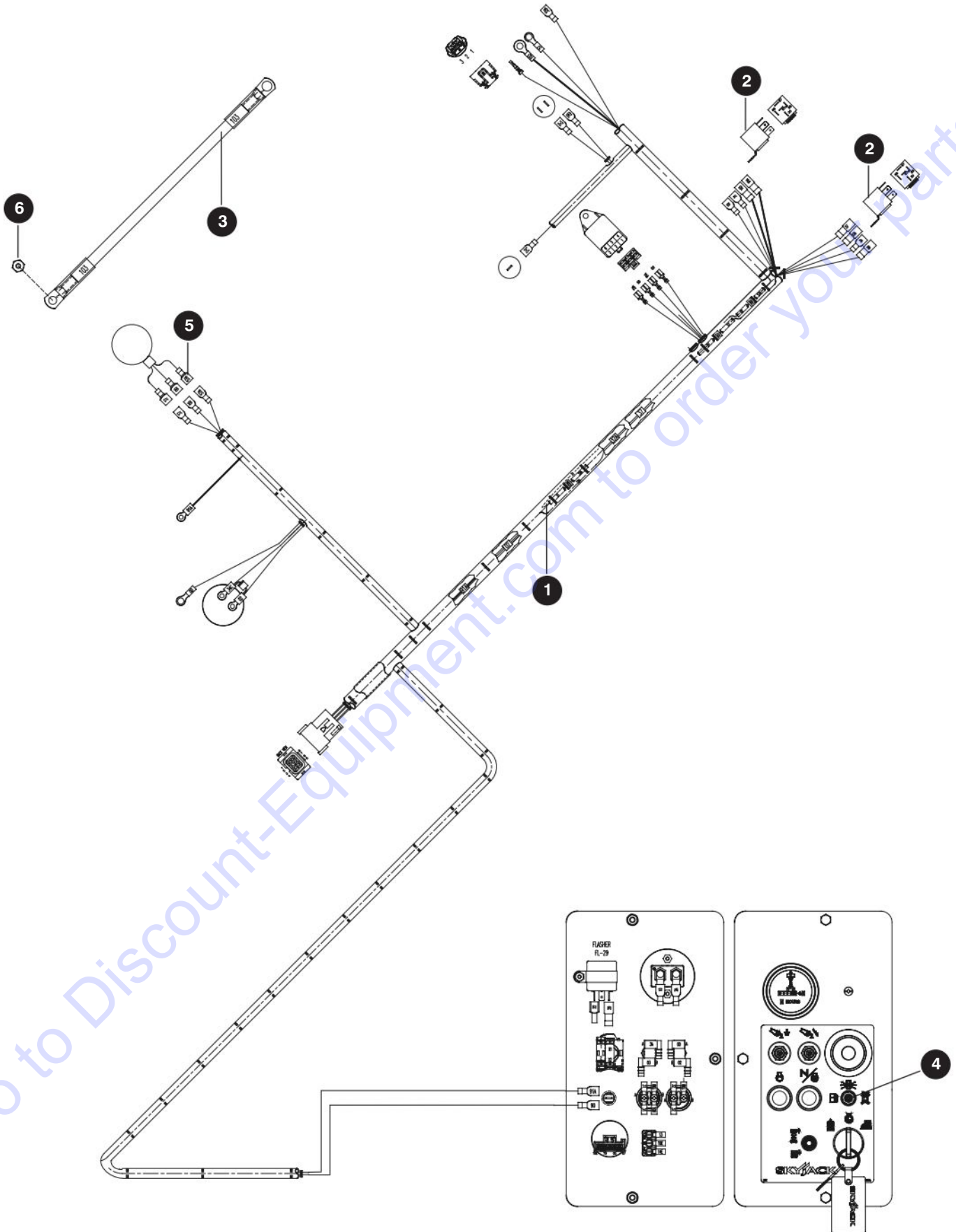
213559AA

SJ6826 RT, SJ6832 RT

6.10 Engine Harness - Kubota WG752 Dual Fuel

Index No.	Skyjack Part No.	Qty.	Description
-	198923	1	ENGINE HARNESS - WG752
1	137382	1	• HARNESS
2	102972	3	• CLIP, Double (not shown)
3	139252	1	• CABLE, Welding
4	105360	5	• TERMINAL, Male
5	105568	1	• TERMINAL, Female
6	115747	1	• SWITCH, Toggle
7	127035	1	• RELAY - 12V

6.11 Engine Harness - Kubota D902 Diesel



M137884AJ

213559AA

SJ6826 RT, SJ6832 RT

PARTS FINDER

**Search Website
by Part Number**



**Search Manual
Library For Parts
Manual & Lookup Part
Numbers – Purchase
or Request Quote**

Search Manuals

Enter your information to help us find the right parts manual for your machine.

* Brand:

* Model:

* Serial:

* Part Number:

SEARCH

**Can't Find Part or
Manual? Request Help
by Manufacturer,
Model & Description**

Parts Order Form

Please fill in the following information to help us find the right part for your machine.

Manufacturer:	<input type="text"/>
Model:	<input type="text"/>
Description:	<input type="text"/>
Part Number:	<input type="text"/>
Quantity:	<input type="text"/>
Notes:	<input type="text"/>

Submit

Discount-Equipment.com is your online resource for quality parts & equipment.

Florida: **561-964-4949** Outside Florida TOLL FREE: **877-690-3101**

Need parts?

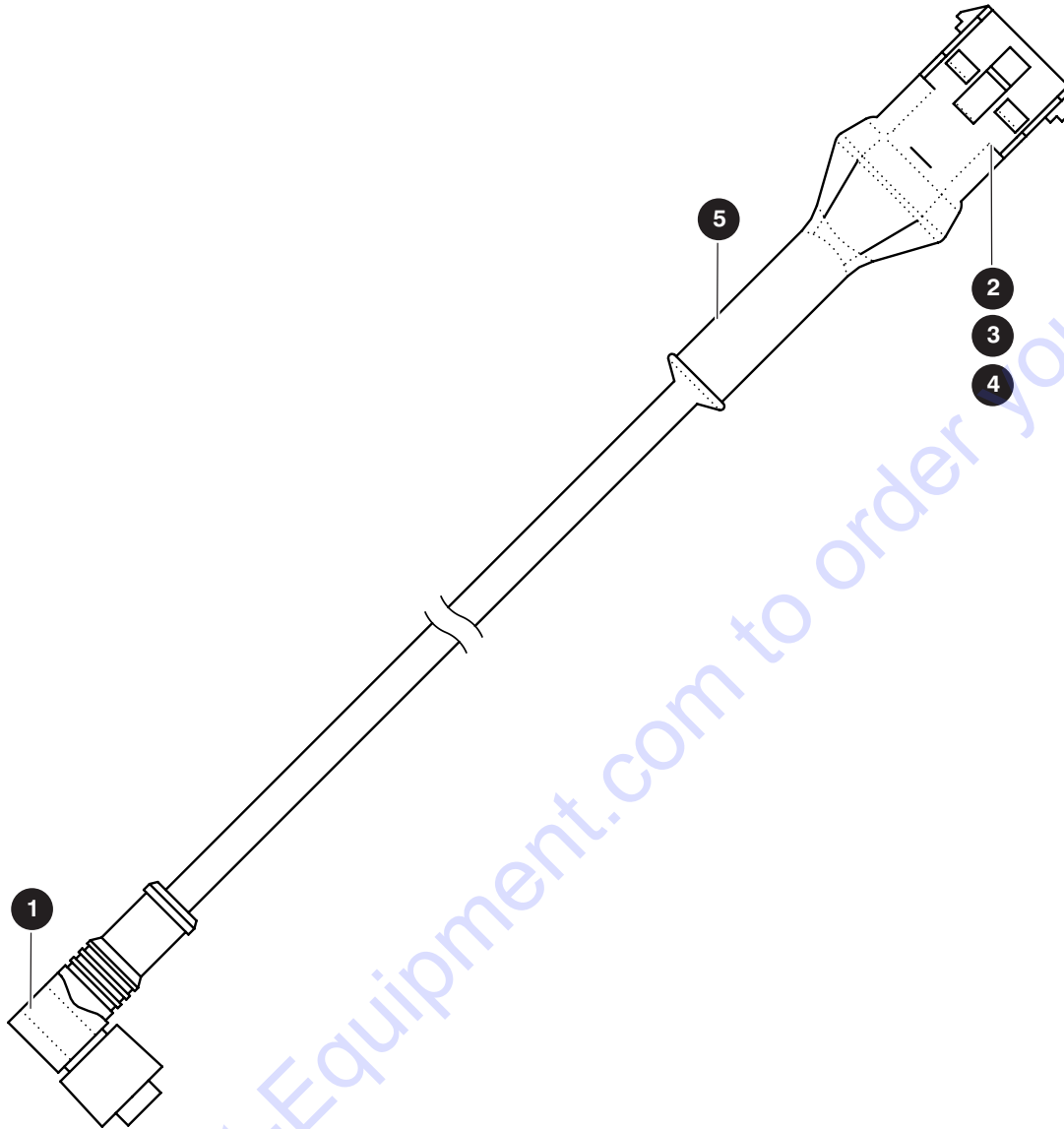
Click on this link: <http://www.discount-equipment.com/category/5443-parts/> and choose one of the options to help get the right parts and equipment you are looking for. Please have the machine model and serial number available in order to help us get you the correct parts. If you don't find the part on the website or on one of the online manuals, please fill out the request form and one of our experienced staff members will get back to you with a quote for the right part that your machine needs.

We sell worldwide for the brands: Genie, Terex, JLG, MultiQuip, Mikasa, Essick, Whiteman, Mayco, Toro Stone, Diamond Products, Generac Magnum, Airman, Haulotte, Barreto, Power Blanket, Nifty Lift, Atlas Copco, Chicago Pneumatic, Allmand, Miller Curber, Skyjack, Lull, Skytrak, Tsurumi, Husquvarna Target, Stow, Wacker, Sakai, Mi-T-M, Sullair, Basic, Dynapac, MBW, Weber, Bartell, Bennar Newman, Haulotte, Ditch Runner, Menegotti, Morrison, Contec, Buddy, Crown, Edco, Wyco, Bomag, Laymor, EZ Trench, Bil-Jax, F.S. Curtis, Gehl Pavers, Heli, Honda, ICS/PowerGrit, IHI, Partner, Imer, Clipper, MMD, Koshin, Rice, CH&E, General Equipment, Amida, Coleman, NAC, Gradall, Square Shooter, Kent, Stanley, Tamco, Toku, Hatz, Kohler, Robin, Wisconsin, Northrock, Oztec, Toker TK, Rol-Air, APT, Wylie, Ingersoll Rand / Doosan, Innovatech, Con X, Ammann, Mecalac, Makinex, Smith Surface Prep, Small Line, Wanco, Yanmar

6.11 Engine Harness - Kubota D902 Diesel

Index No.	Skyjack Part No.	Qty.	Description
-	137884	1	ENGINE HARNESS - WG752
1	137527	1	• HARNESS
2	127035	2	• RELAY - 12V
3	139252	1	• CABLE, Welding
4	133133	1	• INDICATOR, Light - 12V
5	105360	3	• TERMINAL, Male
6	933695	1	• NUT, ESNA (M6)

6.12 Pressure Transducer Harness



M211948AC_1

Index No.	Skyjack Part No.	Qty.	Description
-	211948	1	PRESSURE TRANSDUCER HARNESS
1	211932	1	• CABLE, M12 connector
2	211949	1	• CONNECTOR, 3 pole cap housing
3	134068	1	• SEAL, Wire
4	116989	3	• PIN, Male wire
5	220098	1	• INSULATOR, Cable end

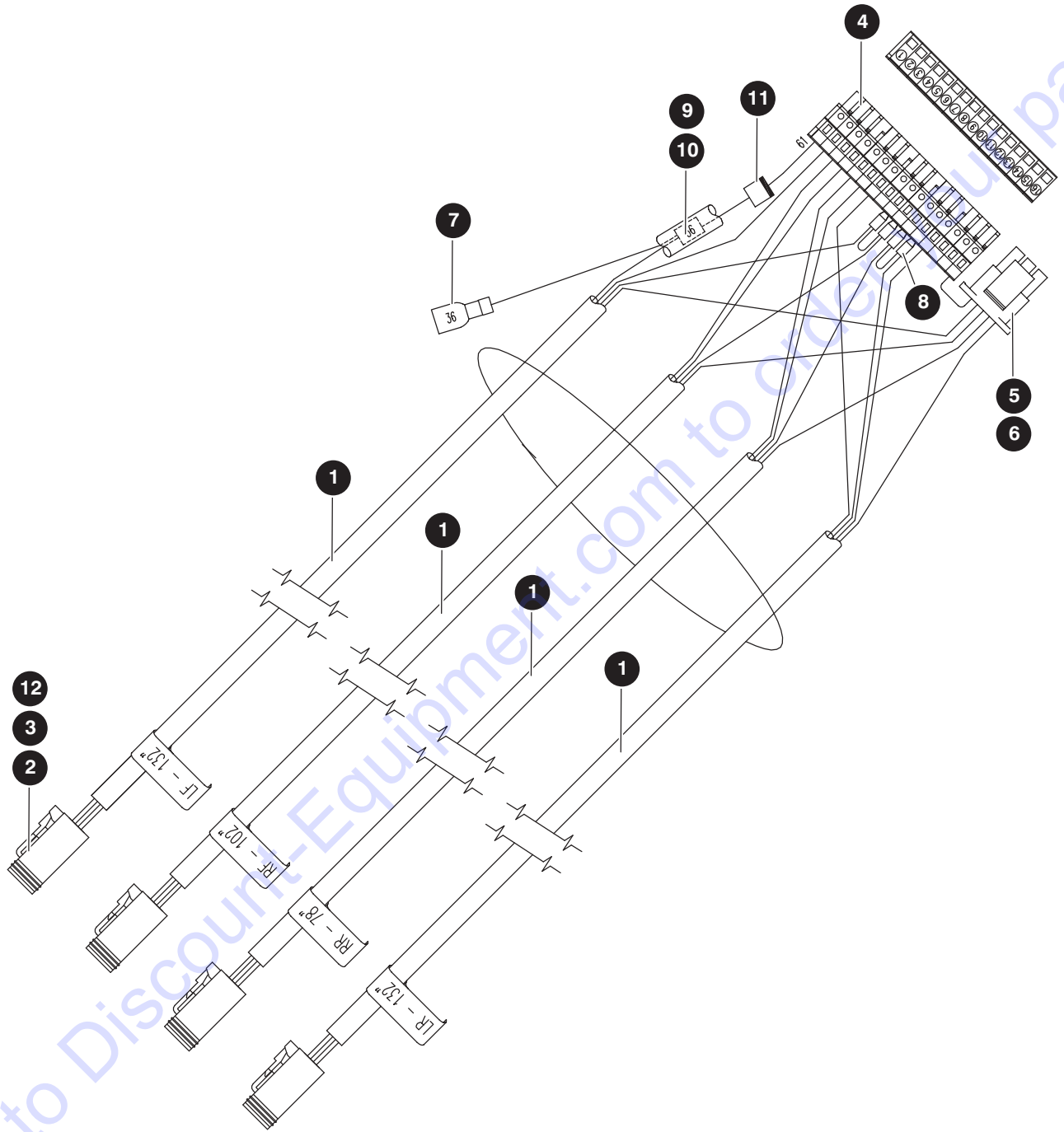
6.13 Outrigger and Hydraulic Generator Harness



M146113AC

Index No.	Skyjack Part No.	Qty.	Description
-	146113	1	OUTRIGGER AND HYDRAULIC GENERATOR HARNESS
-	146112	1	OUTRIGGER AND HYDRAULIC GENERATOR HARNESS - KC

6.14 Outrigger Auto Level Limit Switch Harness



M146114_1

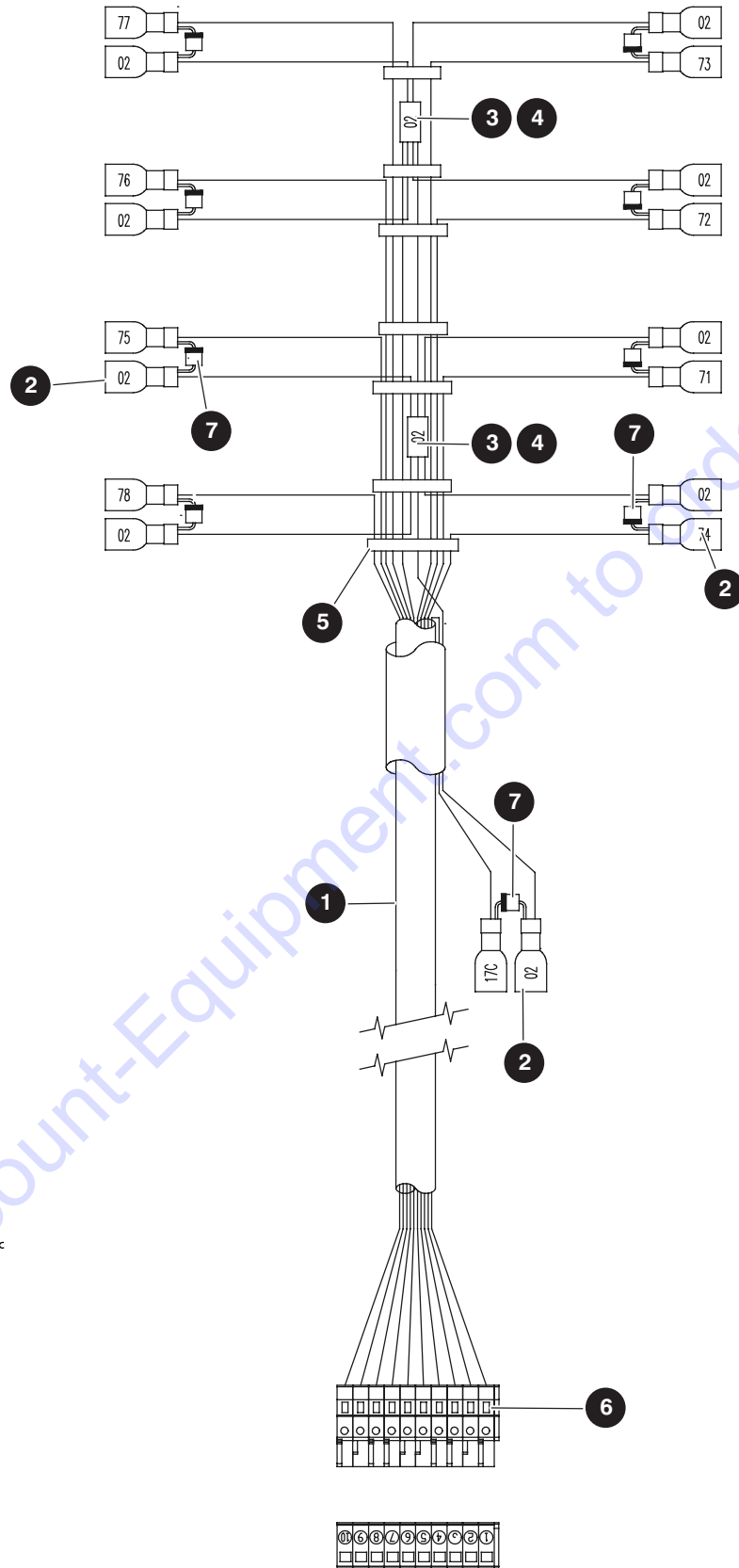
213559AA

SJ6826 RT, SJ6832 RT

6.14 Outrigger Auto Level Limit Switch Harness

Index No.	Skyjack Part No.	Qty.	Description
-	146114	1	OUTRIGGER AUTO LEVEL LIMIT SWITCH HARNESS
1	103255	444	<ul style="list-style-type: none"> • CABTIRE
2	117579	4	<ul style="list-style-type: none"> • CONNECTOR, Plug 4-pin
3	117581	4	<ul style="list-style-type: none"> • CONNECTOR, Plug 4-pin wedge
4	119908	1	<ul style="list-style-type: none"> • CONNECTOR, PCB 16 pin
5	130445	1	<ul style="list-style-type: none"> • PLUG, 6 pole
6	116990	5	<ul style="list-style-type: none"> • PIN, Female wire
7	105359	1	<ul style="list-style-type: none"> • TERMINAL, Female
8	139462	4	<ul style="list-style-type: none"> • FERRULE
9	108878	1	<ul style="list-style-type: none"> • HEATSHRINK
10	119431	1	<ul style="list-style-type: none"> • SPLICE, Parallel
11	102921	1	<ul style="list-style-type: none"> • DIODE
12	117591	16	<ul style="list-style-type: none"> • CONNECTOR, Contact socket

6.15 Outrigger Manifold Harness



M137991_1

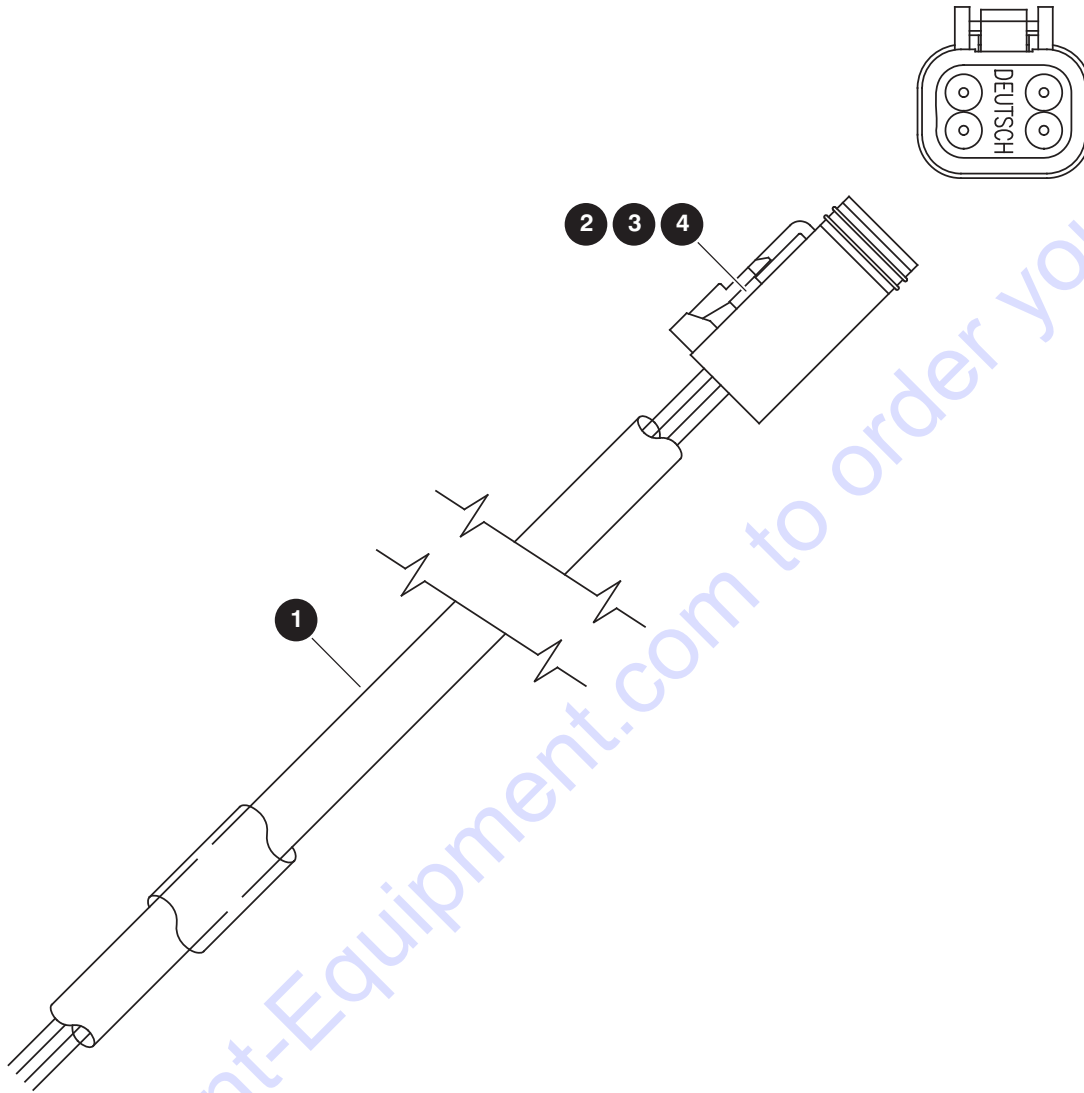
213559AA

SJ6826 RT, SJ6832 RT

6.15 Outrigger Manifold Harness

Index No.	Skyjack Part No.	Qty.	Description
-	137991	1	OUTRIGGER MANIFOLD HARNESS
1	102888	96	• CABLE, Control
2	105359	18	• TERMINAL, Female
3	102871	2	• SPLICE, Parallel
4	103370	4	• HEATSHRINK
5	113719	7	• CABLE, Tiewrap
6	119902	1	• COONECTOR, PCB plug
7	102921	9	• DIODE

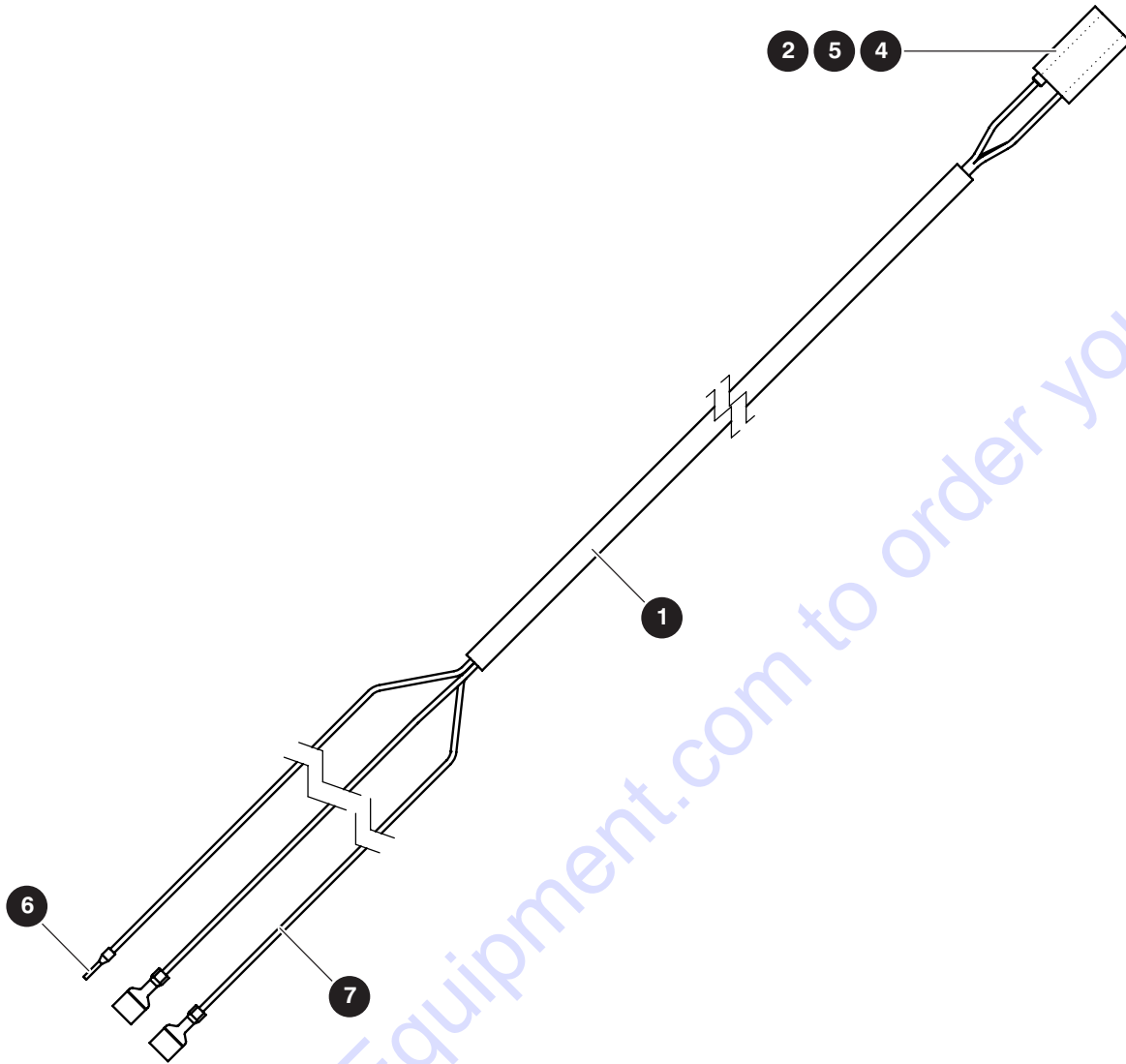
6.16 Tilt Switch Harness - KC



M138005AA

Index No.	Skyjack Part No.	Qty.	Description
-	138005	1	TILT SWITCH HARNESS - KC
1	103255	23	• CABTIRE
2	117579	1	• CONNECTOR, Plug 4-pin
3	117581	1	• CONNECTOR, Plug 4-pin wedge
4	117591	4	• CONNECTOR, Contact socket 16-18

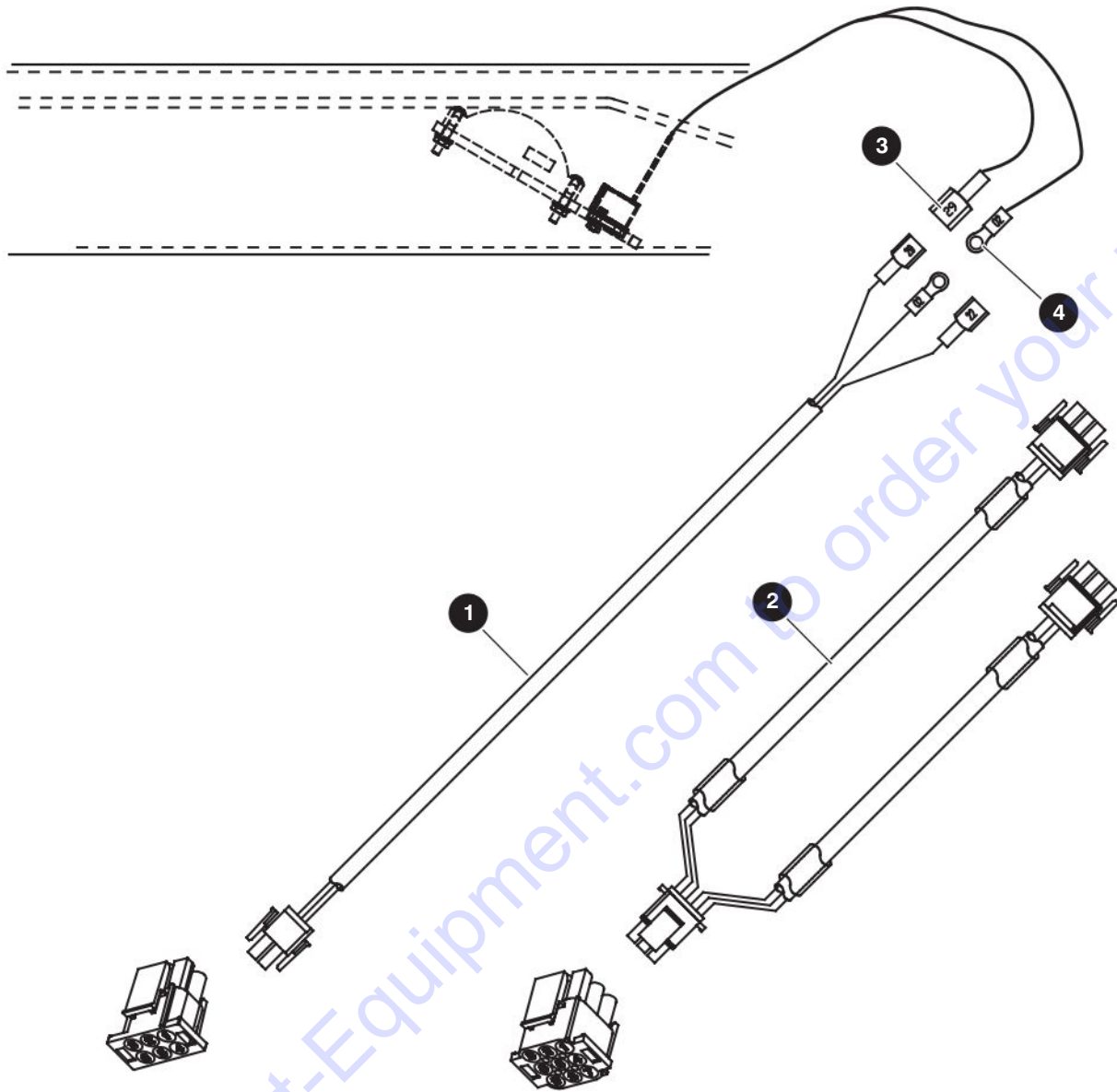
6.17 Scissor Harness - KC



M221599AA

Index No.	Skyjack Part No.	Qty.	Description
-	221599	1	SCISSOR HARNESS - KC
1	103257	600	• CABTIRE
2	117579	1	• CONNECTOR, Plug 4-pin
3	117581	1	• CONNECTOR, Plug 4-pin wedge
4	117591	3	• CONNECTOR, Contact socket 16-18
5	117594	1	• CONNECTOR, Sealing plug
6	115401	1	• FERRULE, 18 GA
7	114595	2	• TERMINAL, Female 18-22 AWG

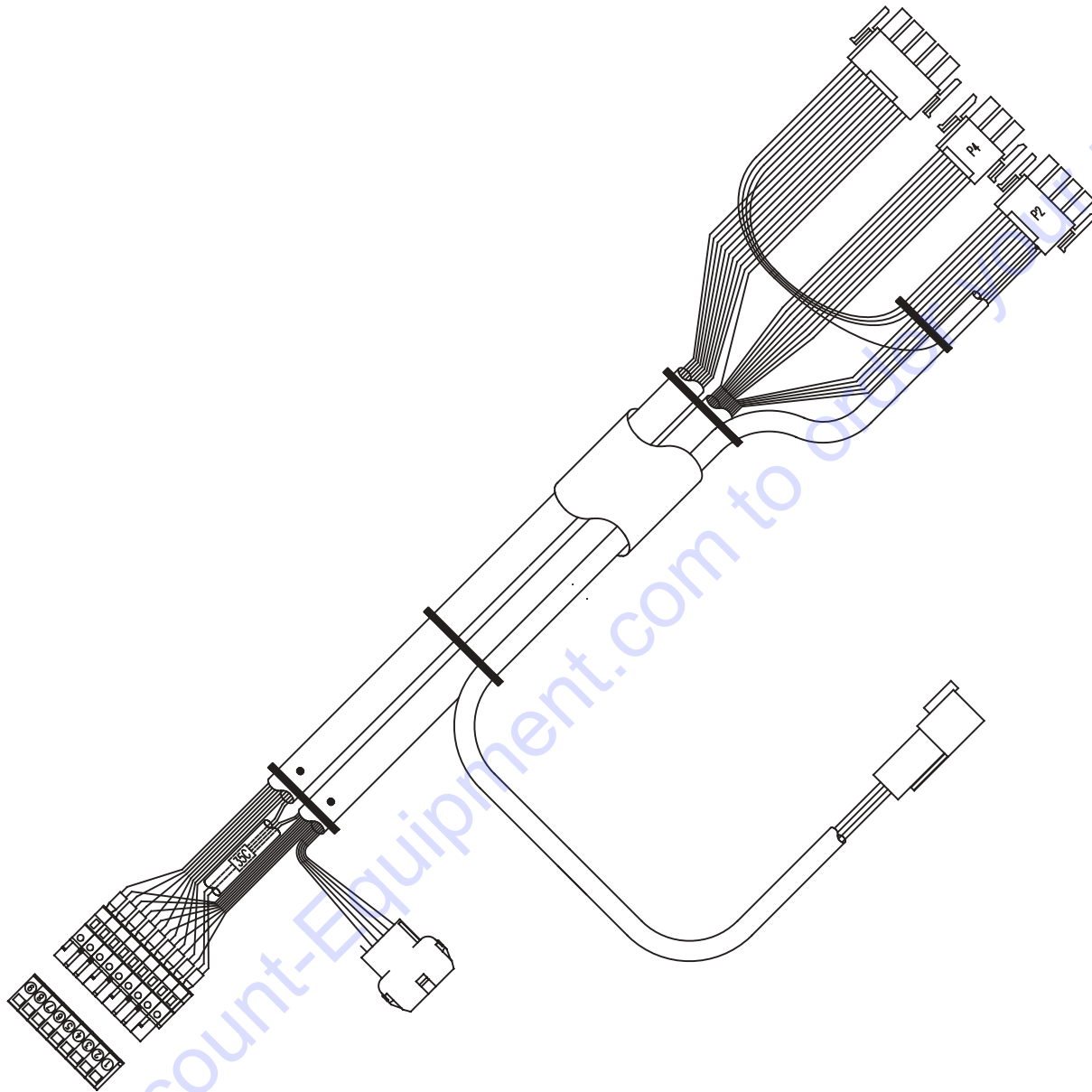
6.18 Beeper Harness



M208726AA_1

Index No.	Skyjack Part No.	Qty.	Description
-	208726	1	BEEPER HARNESS ASSEMBLY - ANSI/CSA, CE, AS
-	138517	1	BEEPER HARNESS ASSEMBLY - KC
1	195759	1	• HARNESS, Light/Beeper
2	134437	1	• HARNESS, Transducer
3	114594	1	• TERMINAL, Wire - 16 GA
4	119752	1	• TERMINAL, Ring - 22-16 GA

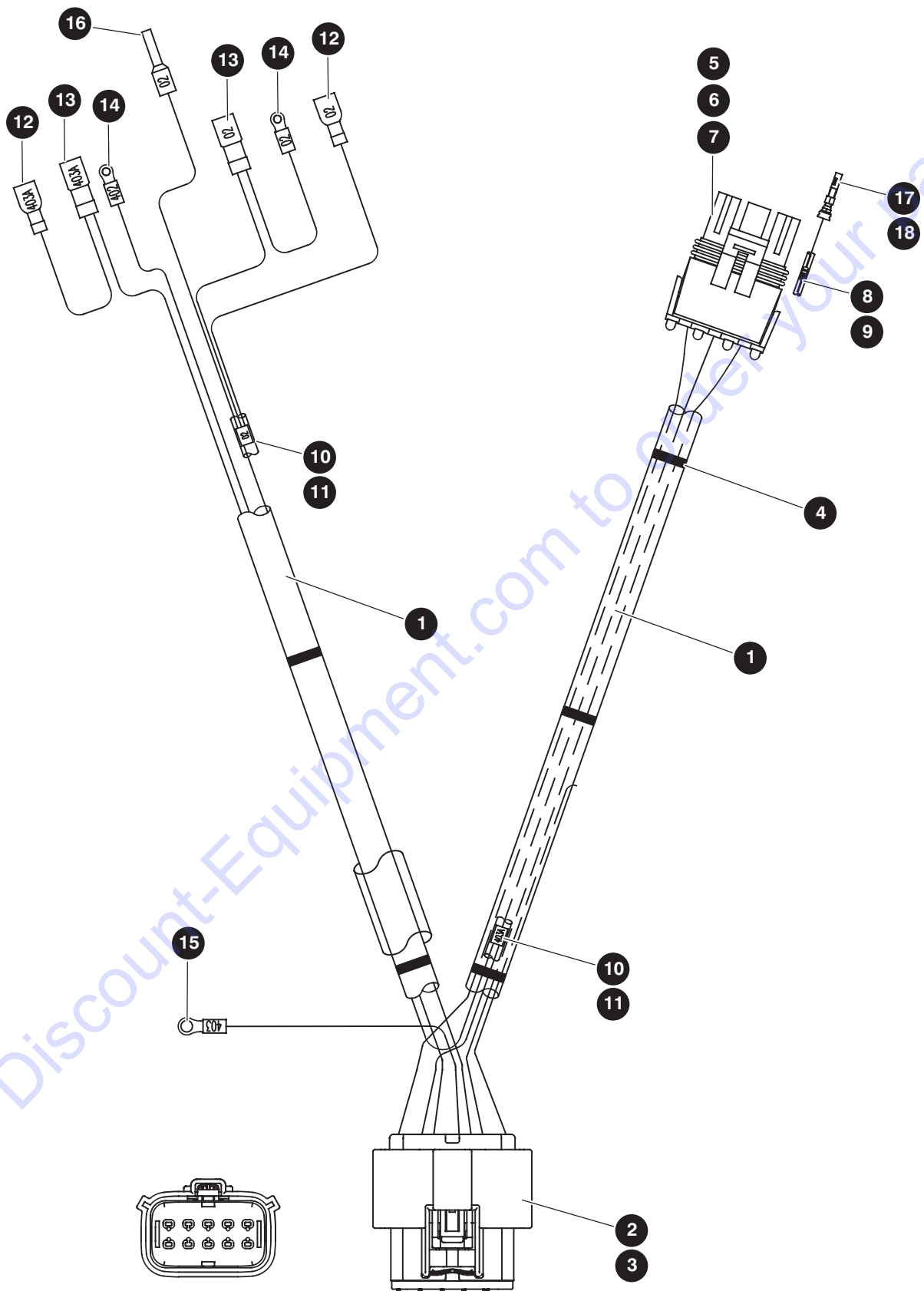
6.19 Outrigger Auto-leveling Control Module Harness (optional)



M137990AG_1

Index No.	Skyjack Part No.	Qty.	Description
-	137990	1	OUTRIGGER AUTO-LEVELING CONTROL MODULE HARNESS - Optional

6.20 Positive Air Shut Off Harness



M171828AA

213559AA

170

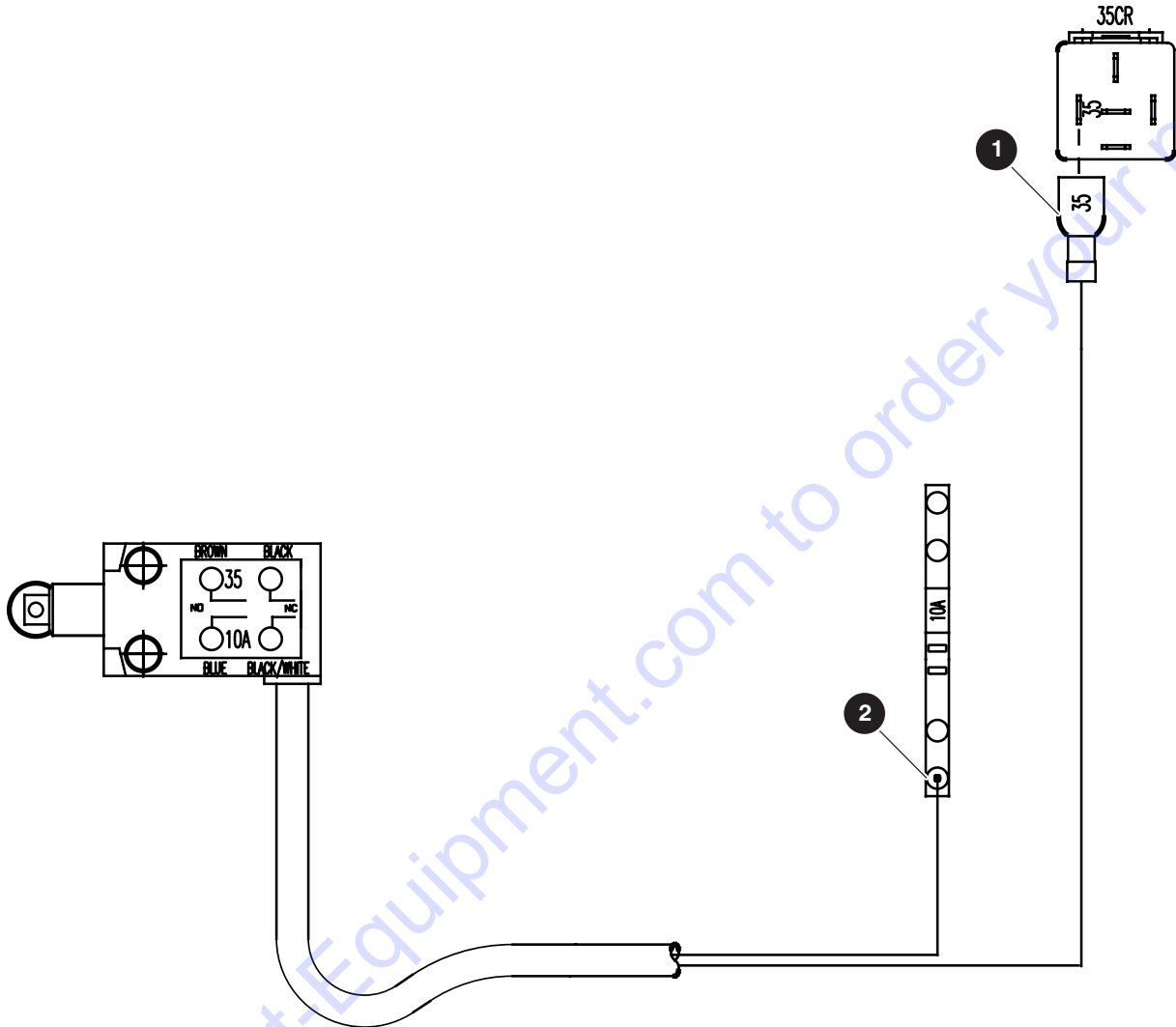
SJ6826 RT, SJ6832 RT

SKYJACK

6.20 Positive Air Shut Off Harness

Index No.	Skyjack Part No.	Qty.	Description
-	171828	1	POSITIVE AIR SHUT-OFF HARNESS
1	111354	67	• WIRE PROTECTOR, 3/8
2	171900	1	• CONNECTOR, Plug 10-way
3	171901	7	• TERMINAL, Female - crimp
4	113719	16	• TIEWRAP
5	156114	1	• CONNECTOR, 3F
6	156137	3	• TERMINAL, Female - sealed
7	124369	3	• SEAL, Wire
8	169659	1	• RESISTOR, 330K
9	103367	1.5	• HEATSHRINK
10	119431	2	• SPLICE, Non insulated
11	120356	3	• HEATSHRINK
12	105359	2	• TERMINAL, 14-16 GA
13	105568	2	• TERMINAL, 10-12 GA
14	102955	2	• TERMINAL, 14-16 GA - Ring #6
15	102936	1	• TERMINAL, 14-16 GA - Ring #10
16	138044	1	• FERRULE, 14 GA
17	141582	1	• TERMINAL, Female - TS
18	142183	1	• SEAL, Wire - TS

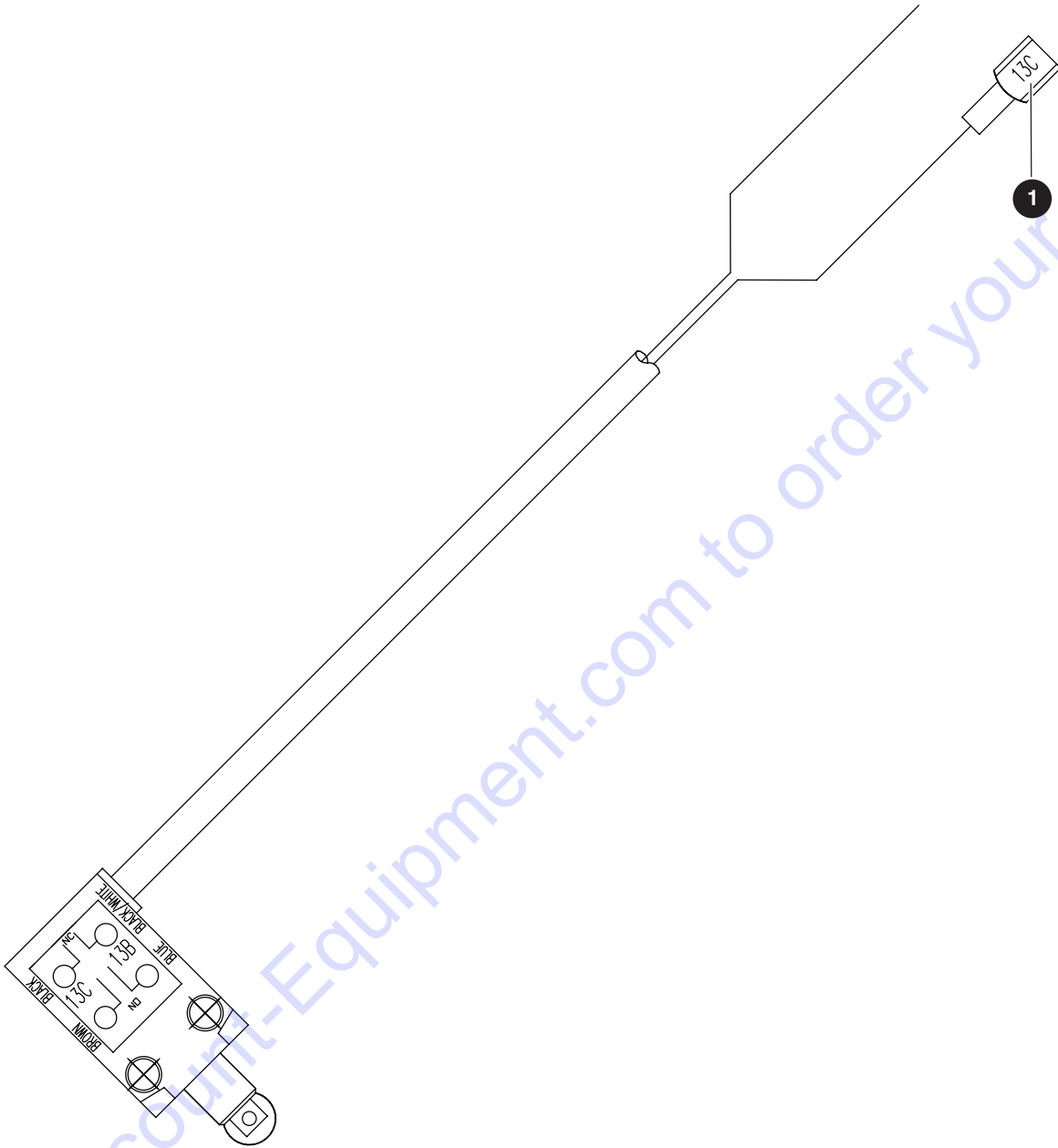
6.21 Limit Switch Wiring



M138074AC_1

Index No.	Skyjack Part No.	Qty.	Description
-	138074	1	LIMIT SWITCH WIRING
1	114595	1	• TERMINAL, Female 18-22 AWG
2	115401	1	• FERRULE, 18 GA

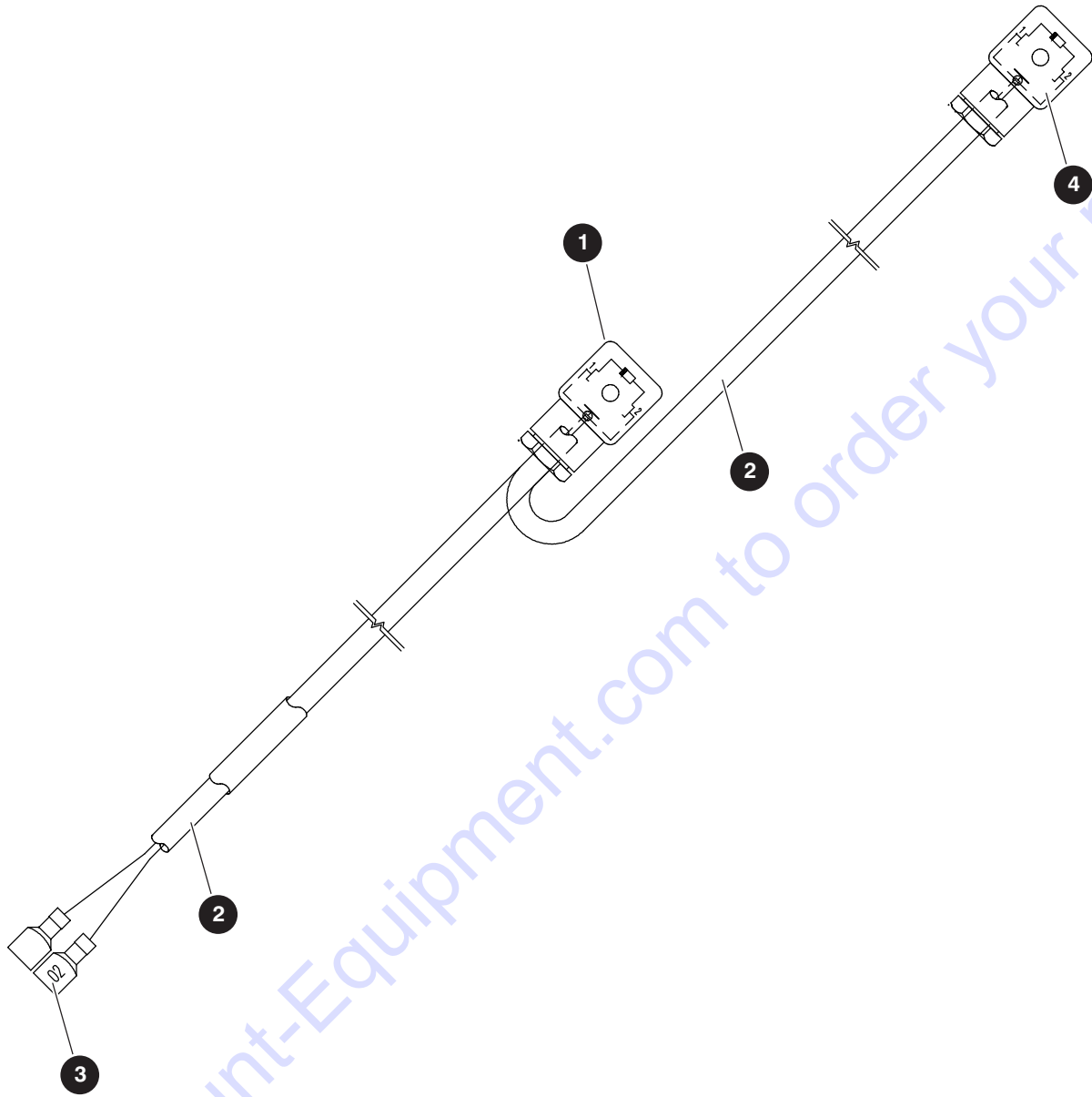
6.22 Limit Switch Wiring - Soft Stop



M210250AA

Index No.	Skyjack Part No.	Qty.	Description
-	210250	1	LIMIT SWITCH WIRING - SOFT STOP
1	114595	1	<ul style="list-style-type: none"> • TERMINAL, Female 18-22 AWG

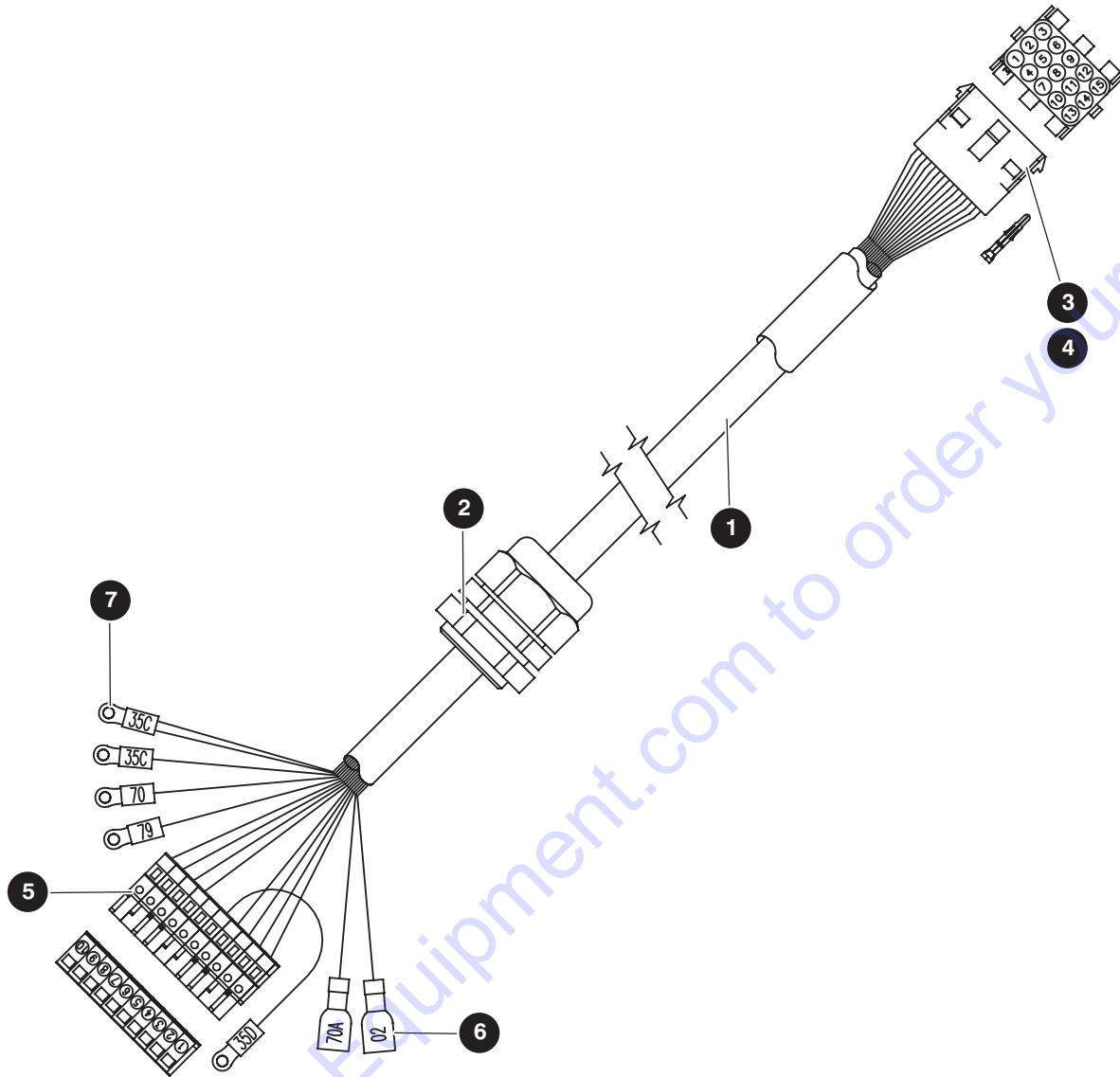
6.23 Holding Harness



M139647AE_1

Index No.	Skyjack Part No.	Qty.	Description
-	139647	1	BASE TO PLATFORM CABLE - SJ6832 RTE
1	127315	1	• CONNECTOR, Solenoid
2	103256	312	• CABTIRE
3	105360	2	• TERMINAL, Male
4	170593	1	• CONNECTOR, Solenoid

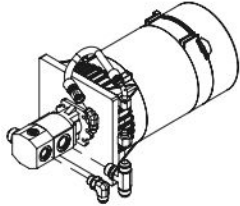
6.24 Outrigger Control Cable



M137552AC

Index No.	Skyjack Part No.	Qty.	Description
A	137552	1	OUTRIGGER CONTROL CABLE - SJ6826 RT
B	134032	1	OUTRIGGER CONTROL CABLE - SJ6832 RT
1	102887	636	• CABLE, Control A
	102887	700	• CABLE, Control B
2	300788	1	• STRAIN RELIEF
3	132800	1	• RECEPTACLE, 15 pole - Female
4	116989	15	• WIRE PIN, Male
5	119902	1	• CONNECTOR, PCB plug 10 pin
6	105359	2	• TERMINAL, Female (14 -16 GA)
7	102955	5	• TERMINAL, Ring (14 -16 GA)

Section 7 – Optional Equipment



7.1 "Generator - ANSI/CSA"

7.2 "Generator Subassembly - ANSI/CSA"

7.3 "Generator - CE"

7.4 "Hydraulic Generator Hoses"

7.5 "Generator Hydraulic Fittings"

7.6 "Elevate Telematics"

7.7 "Outrigger Assembly"

7.8 "Outrigger Assembly - Front"

7.9 "Outrigger Assembly - Rear"

7.10 "Outrigger Control Box"

7.11 "Outrigger - FR/RL, FL/RR"

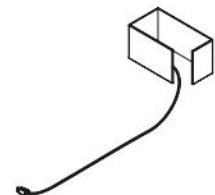
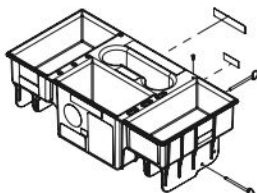
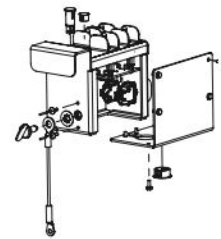
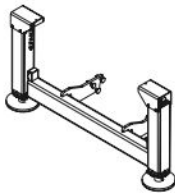
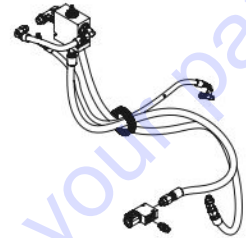
7.12 "Outrigger Cylinder"

7.13 "Tool Caddy"

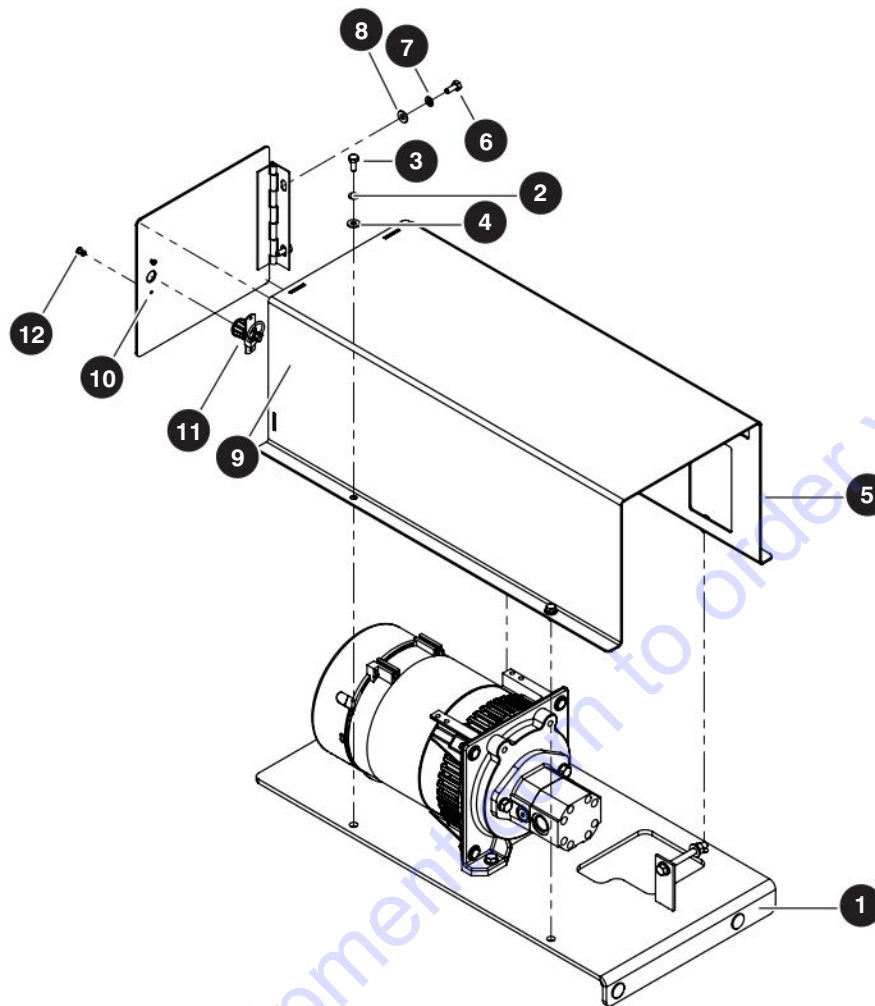
7.14 "Cold Weather Start"

7.15 "Heavy Duty Pipe Rack - ANSI"

7.16 "Heavy Duty Pipe Rack - CE & AS"



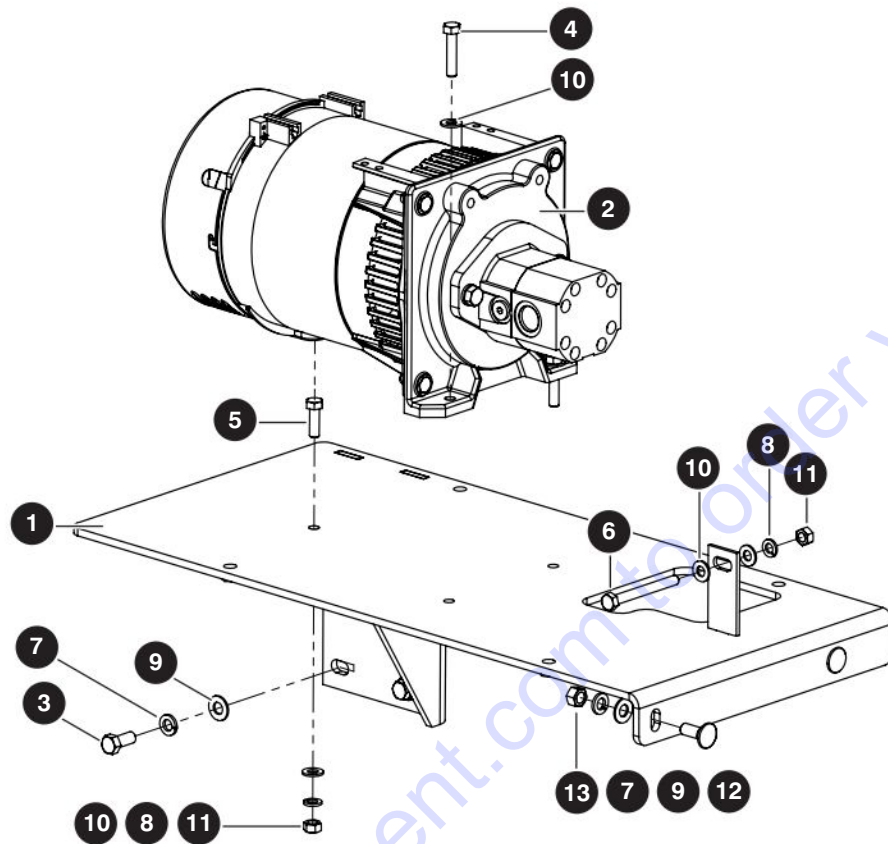
7.1 Generator - ANSI/CSA



M194579AA

Index No.	Skyjack Part No.	Qty.	Description
-	194579	1	GENERATOR - ANSI/CSA
1	(Ref.)	1	<ul style="list-style-type: none"> • GENERATOR SUBASSEMBLY (For components, refer to Section 7.2 Generator Subassembly - ANSI/CSA)
2	104000	4	<ul style="list-style-type: none"> • WASHER, Lock (1/4")
3	103891	4	<ul style="list-style-type: none"> • BOLT, Hex head (1/4"-20 x 7/8", Grade 5)
4	103995	4	<ul style="list-style-type: none"> • WASHER, Flat (1/4")
5	194578	1	<ul style="list-style-type: none"> • COVER, Generator
6	103892	2	<ul style="list-style-type: none"> • • BOLT, Hex head (0.25"-20 x 0.625" Grade 5)
7	104000	2	<ul style="list-style-type: none"> • • WASHER, Lock (1/4")
8	103995	2	<ul style="list-style-type: none"> • • WASHER, Flat (1/4")
9	194196	1	<ul style="list-style-type: none"> • • COVER WELDMENT, Generator
10	194541	1	<ul style="list-style-type: none"> • • DOOR WELDMENT, Generator
11	168066	1	<ul style="list-style-type: none"> • • LATCH, Spring
12	119945	2	<ul style="list-style-type: none"> • • RIVET, Large aluminum pop

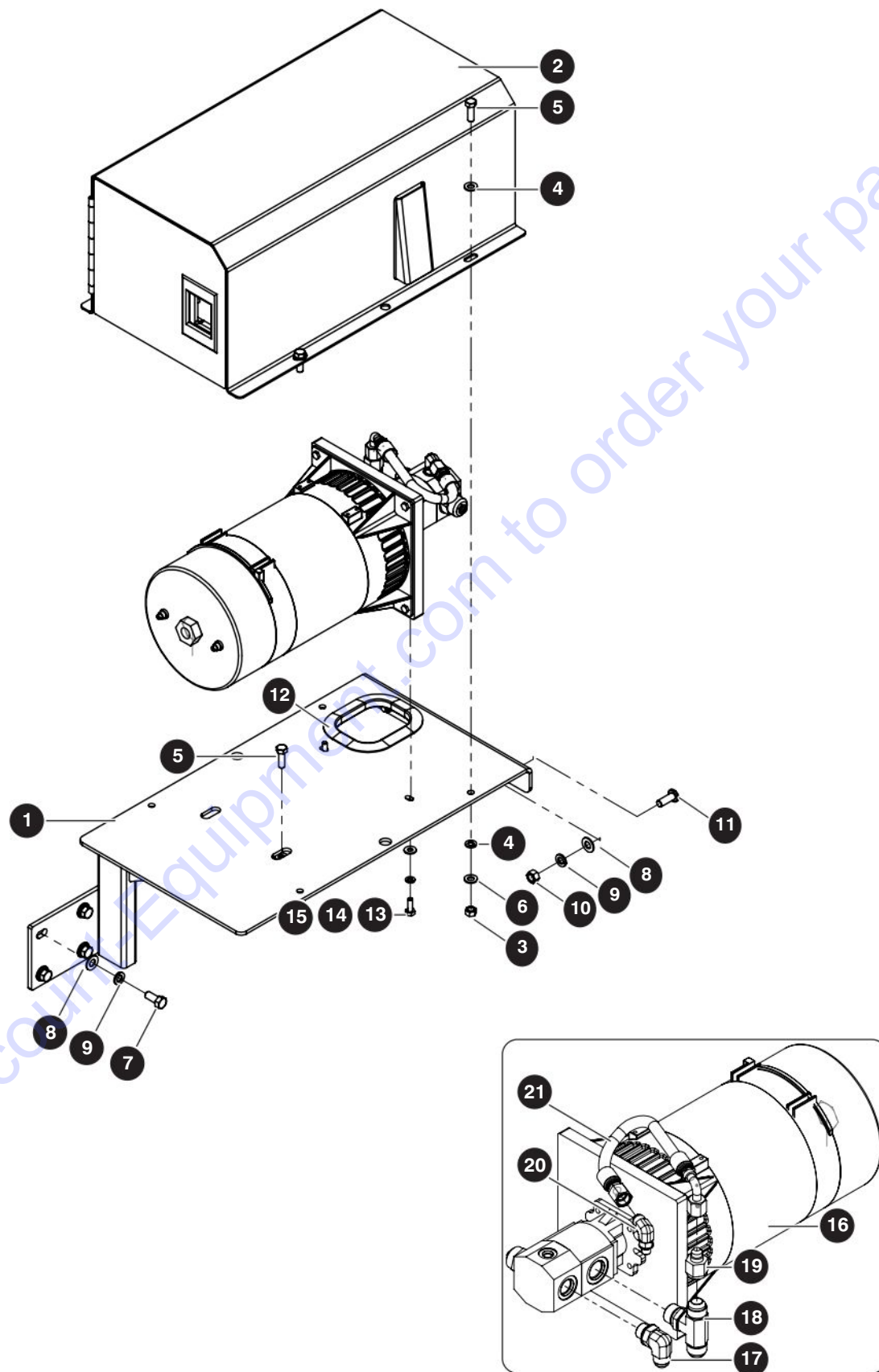
7.2 Generator Subassembly - ANSI/CSA



M194579AA

Index No.	Skyjack Part No.	Qty.	Description
-	194191	1	GENERATOR SUBASSEMBLY - ANSI/CSA
1	194192	1	• MOUNT WELDMENT, Generator
2	194240	1	• GENERATOR, 3.5 kW Hydraulic (120 V) Harrison
3	300437	4	• BOLT, Hex head (3/8"-16 x 7/8", Grade 5)
4	103886	2	• BOLT, Hex head (5/16"-18 x 1.5", Grade 5)
5	103864	1	• BOLT, Hex head (5/16"-18 x 1.0", Grade 5)
6	103867	1	• BOLT, Hex head (5/16"-18 x 3.0", Grade 5)
7	103999	6	• WASHER, Lock (3/8")
8	103404	4	• WASHER, Lock (5/16")
9	103472	6	• WASHER, Flat (3/8")
10	103996	7	• WASHER, Flat (5/16")
11	100397	4	• Nut, Hex head (5/16"-18, Grade 5)
12	111804	2	• BOLT, Carriage (3/8"-16 x 1.0", Grade 5)
13	103978	2	• NUT, Hex head (3/8"-16, Grade 5)

7.3 Generator - CE



M153312AA

213559AA

180

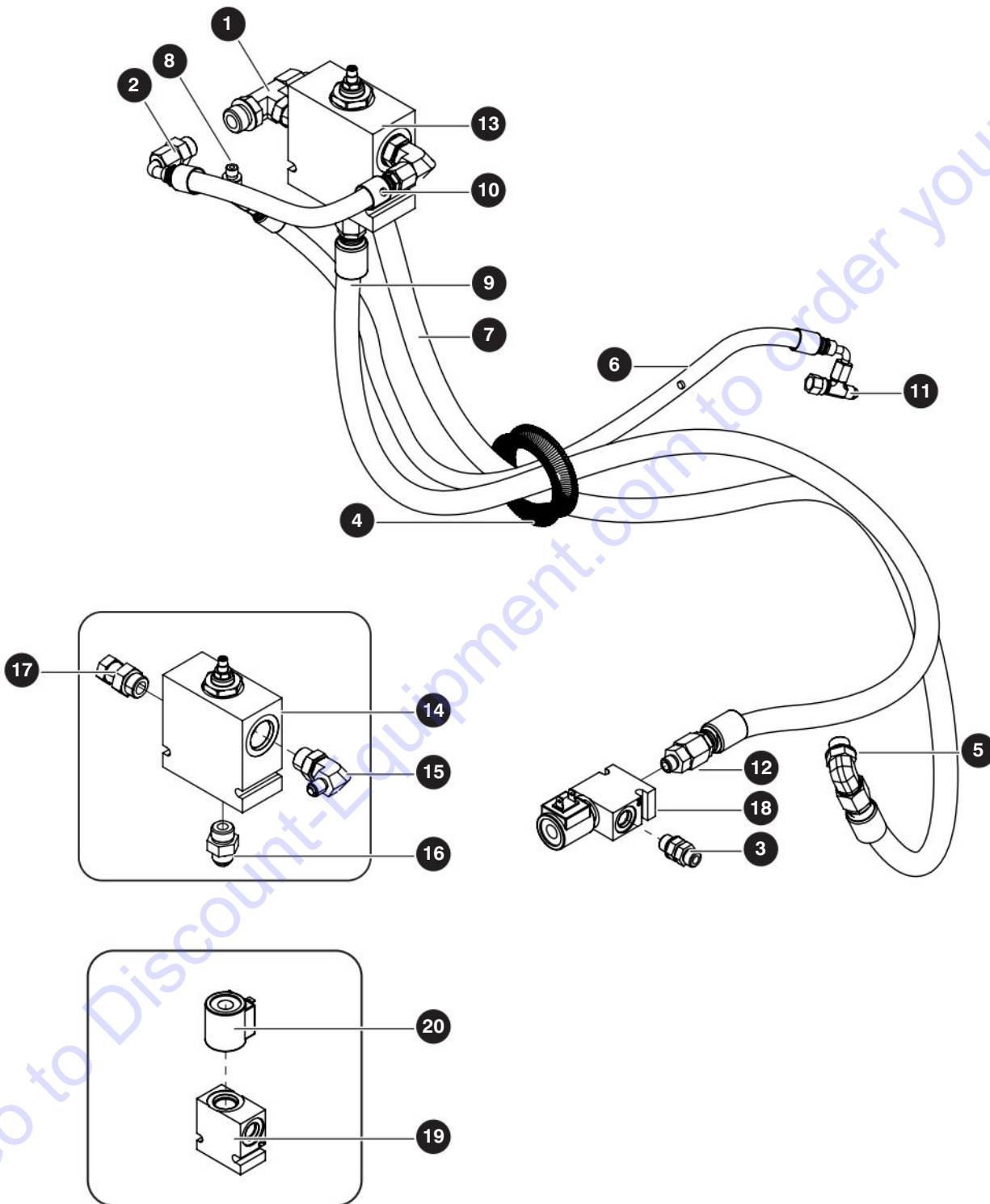
SJ6826 RT, SJ6832 RT

SKYJACK

7.3 Generator - CE

Index No.	Skyjack Part No.	Qty.	Description
-	153312	1	GENERATOR - CE
1	142395	1	• MOUNT WELDMENT, Generator
2	142417	1	• COVER WELDMENT, Generator
3	100397	5	• Nut, Hex head (5/16"-18, Grade 5)
4	103996	9	• WASHER, Flat (5/16")
5	103864	5	• BOLT, Hex head (5/16"-18 x 1", Grade 5)
6	103404	5	• WASHER, Lock (5/16")
7	300437	4	• BOLT, Hex head (3/8"-16 x 7/8", Grade 5)
8	103472	6	• WASHER, Flat (3/8")
9	103999	6	• WASHER, Lock (3/8")
10	103978	2	• Nut, Hex head (3/8"-16, Grade 5)
11	125800	2	• BOLT, Carriage (3/8" x 1")
12	143693	1	• GUARD, Tray edge
13	103856	2	• BOLT, Hex head (1/4"-20 x 3/4", Grade 5)
14	104000	2	• WASHER, Lock (1/4")
15	103995	2	• WASHER, Flat (1/4")
-	153314	1	• HYDRAULIC ASSEMBLY, FABCO Generator
16	145952	1	• • GENERATOR, Hydraulic (2kW- 50Hz, 115V/220V, 1 PHASE)
17	114583	1	• • FITTING, Elbow, 90° (08 JICM - 08 ORBM)
18	146107	1	• • FITTING, Tee (10 MORB - 08 MJ - 08 MJ)
19	110498	1	• • FITTING, Hydraulic (08 FJ 06 MJ reducer)
20	113348	1	• • FITTING, Elbow 90° (6-4 O-RING)
21	106551	1	• • HOSE ASSEMBLY (1/4" diameter x 10)

7.4 Hydraulic Generator Hoses



M194042AA

213559AA

182

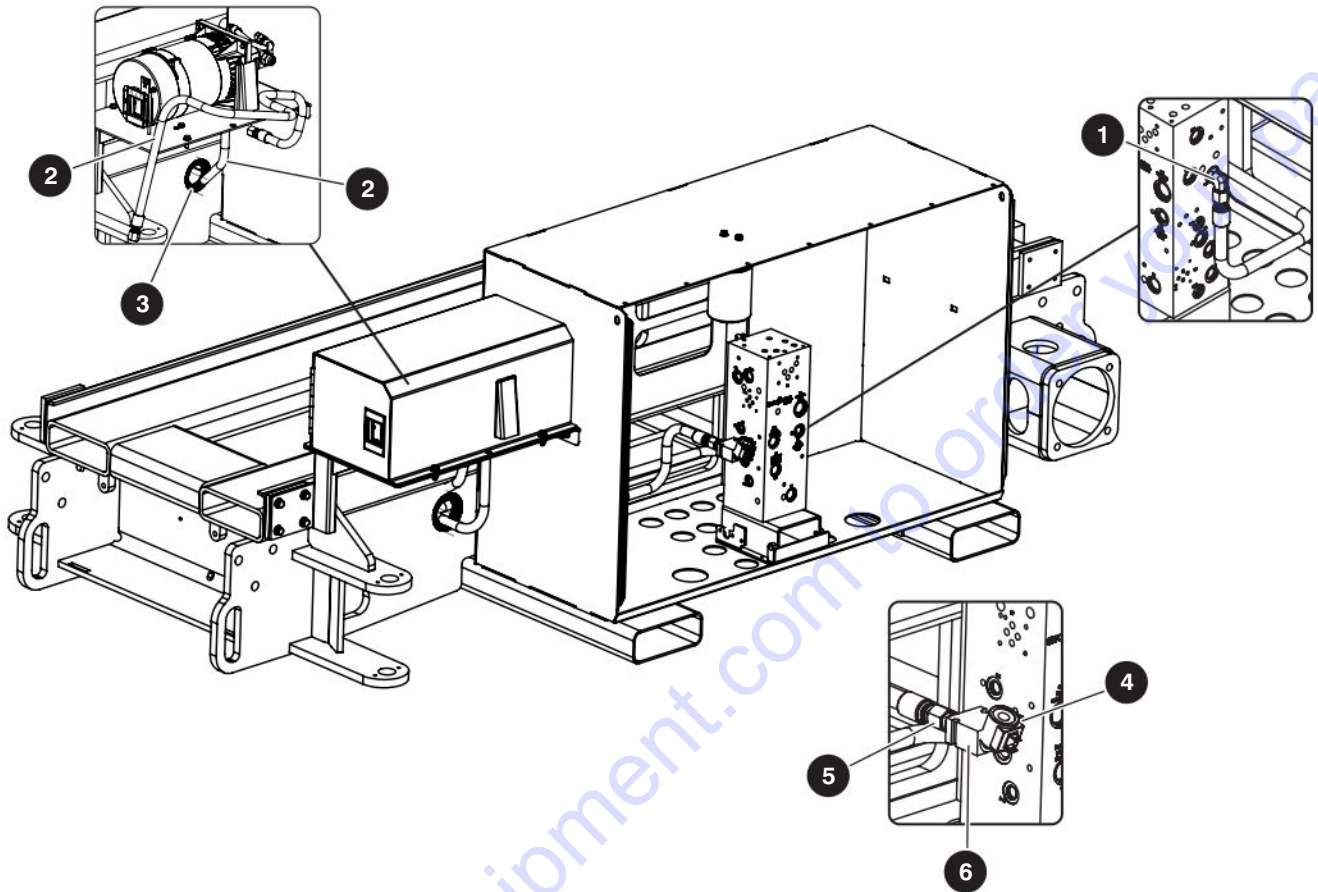
SJ6826 RT, SJ6832 RT

SKYJACK

7.4 Hydraulic Generator Hoses

Index No.	Skyjack Part No.	Qty.	Description
-	194042	1	HYDRAULIC GENERATOR HOSES
1	132255	1	• FITTING, Tee (8 JICM –100 RBM– 8 JICM)
2	103070	1	• FITTING, Straight (8 SAE – 6 JIC)
3	122428	1	• FITTING, Straight (06 ORBM – 06 ORBM)
4	146110	1	• WIRE PROTECTOR, 3.8" ID X 12"
5	114583	1	• FITTING, Elbow 90° (08 JICM – 08 ORBM)
6	H340400322	1	• HOSE, Hydraulic H34 (0.25 / 100R17 * 32.5 LG)
7	H060800710	1	• HOSE, Hydraulic H06 (0.50 / 100R17 * 71 LG)
8	131716	1	• FITTING, 45° (04 JICM – 04 ORBM)
9	143653	1	• HOSE ASSEMBLY
10	H060600120	1	• HOSE, Hydraulic H06 (0.38 / 100R17 X 12 LG)
11	707917	1	• FITTING, Run tee (04 JICF – 04 JICM)
12	104402	1	• FITTING, Straight (08 JICM – 06 ORBM)
13	194567	1	• FLOW CONTROL, Hydraulic generator
14	194323	1	• • VALVE, Flow control
15	163750	1	• • FITTING, Elbow 90° (06 JICM – 100 ORBM)
16	103071	1	• • FITTING, Straight (10 ORBM – 08 JICM)
17	194235	1	• • FITTING, Straight (10 ORBM – 08 JICF)
18	146109	1	• VALVE ASSEMBLY
19	146082	1	• • BODY, valve
20	103613	1	• • COIL, 12 V
	103655	1	• • VALVE, Brake feed (N.C.)

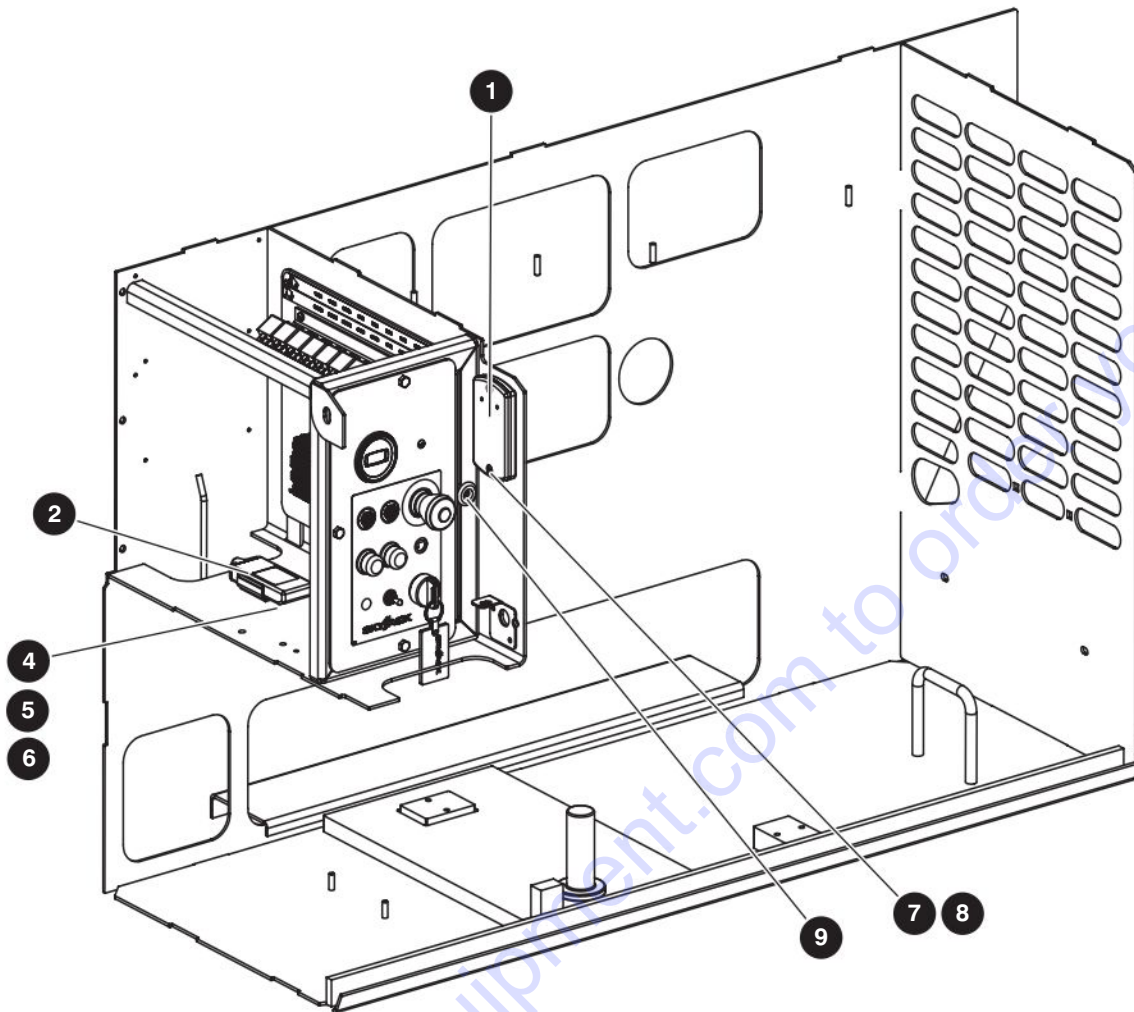
7.5 Generator Hydraulic Fittings



M152258AA

Index No.	Skyjack Part No.	Qty.	Description
-	152258	1	GENERATOR HYDRAULIC FITTINGS
1	114583	1	• FITTING, Elbow, 90° (08 JICM - 08 ORBM)
2	143653	2	• HOSE ASSEMBLY
-	139801	67"	• • HOSE, Hydraulic (1/2")
-	139719	2	• • FITTING, Hydraulic hose end (1/2")
-	139866	2	• • FITTING, Hydraulic dust plug
3	146110	1	• WIRE PROTECTOR, (3/4" inner diameter x 9.5")
4	122428	1	• FITTING, Straight (06 ORBM – 06 ORBM)
5	104402	1	• FITTING, Straight (08 JICM – 06 ORBM)
6	146109	1	• VALVE ASSEMBLY

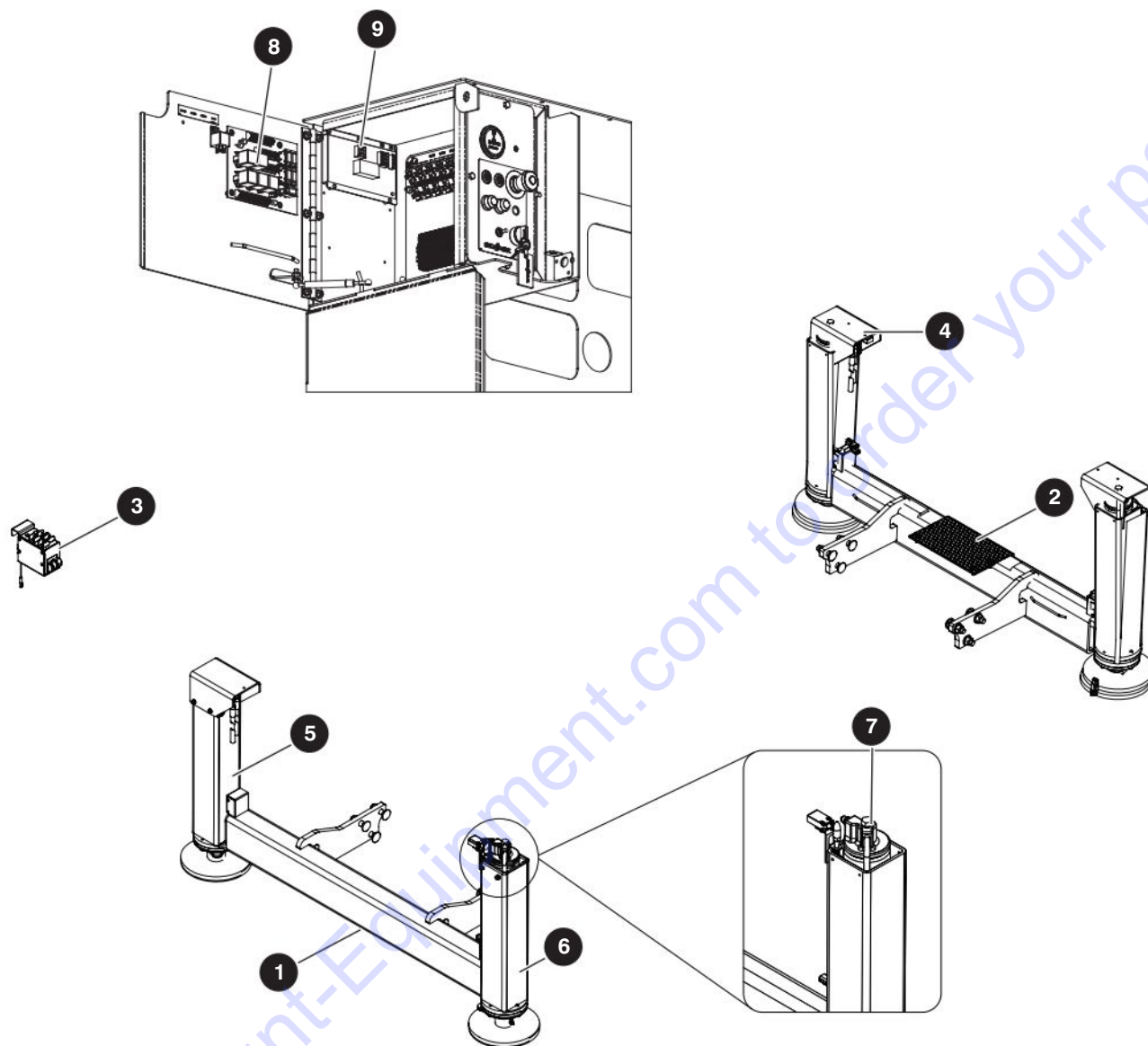
7.6 Elevate Telematics



M220174AA

Index No.	Skyjack Part No.	Qty.	Description
A	220174	1	ELEVATE TELEMATICS - SJ68XX RT WITH KEYPAD
B	220198	1	ELEVATE TELEMATICS - SJ68XX RT WITHOUT KEYPAD
1	213099	1	TELEMATICS, Track unit dual ID keypad A
2	213098	1	TELEMATICS, Track unit ME501-4
3	220175	1	HARNESS, Telematics track unit
4	114678	4	SCREW, Round head (6 - 32 x 0.5)
5	191833	4	WASHER, Flat (#6)
6	196306	4	NUT, Lock (6 - 32, gr 5)
7	112248	2	SCREW, Round head (8 - 32 x 1.0) A
8	138765	2	NUT, Lock (8 - 32, gr 5) A
9	216141	1	GROMMET (1/2 x 3/16) A

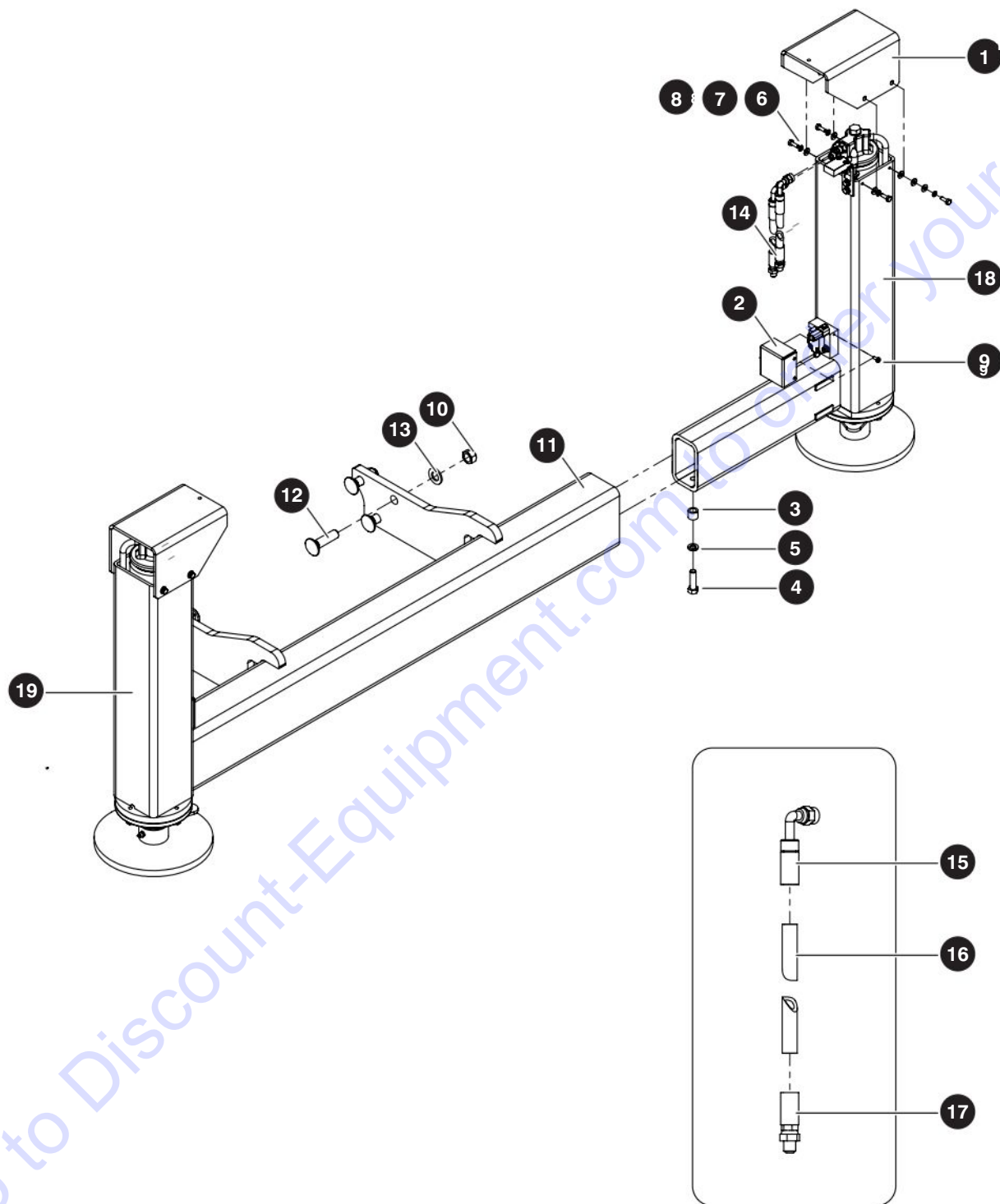
7.7 Outrigger Assembly



7.7 Outrigger Assembly

Index No.	Skyjack Part No.	Qty.	Description
A	147894	1	OUTRIGGER ASSEMBLY (SJ6826 RT) - ANSI / AS / CE
B	147895	1	OUTRIGGER ASSEMBLY (SJ6832 RT) - ANSI / AS / KC
C	172027	1	OUTRIGGER ASSEMBLY (SJ6832 RT) - CE
1	(Ref.)	1	<ul style="list-style-type: none"> OUTRIGGER INSTALLATION, Front (For components, refer to Section 7.8 Outrigger Assembly - Front)
2	(Ref.)	1	<ul style="list-style-type: none"> OUTRIGGER INSTALLATION, Rear (For components, refer to Section 7.9 Outrigger Assembly - Rear)
3	(Ref.)	1	<ul style="list-style-type: none"> CONTROL BOX, Outrigger (For components, refer to Section 7.10 Outrigger Control Box)
-	(Ref.)	1	<ul style="list-style-type: none"> CABLE, Outrigger control (SJ6826 RT) A, (not shown)
-	(Ref.)	1	<ul style="list-style-type: none"> CABLE, Outrigger control (SJ6832 RT) B, C, (not shown) (For components, refer to Section 6.24 Outrigger Control Cable)
-	172024	1	<ul style="list-style-type: none"> LABEL, Outrigger option (SJ6826 RT CE/AS/ANSI and SJ6832 RT ANSI/AS/KC) A, B, (not shown)
-	169144	1	<ul style="list-style-type: none"> LABEL, Outrigger option (SJ6832 RTE CE/AS/ANSI and SJ6832 RT CE) C, (not shown)
4	140331	1	<ul style="list-style-type: none"> OUTRIGGER ASSEMBLY, (SJ68XX RT)
5	(Ref.)	2	<ul style="list-style-type: none"> OUTRIGGER ASSEMBLY, (Left Hand) (For components, refer to Section 7.11 Outrigger - FR/RL, FL/RR)
6	(Ref.)	2	<ul style="list-style-type: none"> OUTRIGGER ASSEMBLY, (Right Hand) (For components, refer to Section 7.11 Outrigger - FR/RL, FL/RR)
7	103069	8	<ul style="list-style-type: none"> FITTING, Straight (06 JICM – 06 ORBM)
8	152137	1	<ul style="list-style-type: none"> PCBOARD, Outrigger option
9	132804	1	<ul style="list-style-type: none"> CONTROLLER, Outrigger auto-leveling

7.8 Outrigger Assembly - Front



M137970AA

213559AA

188

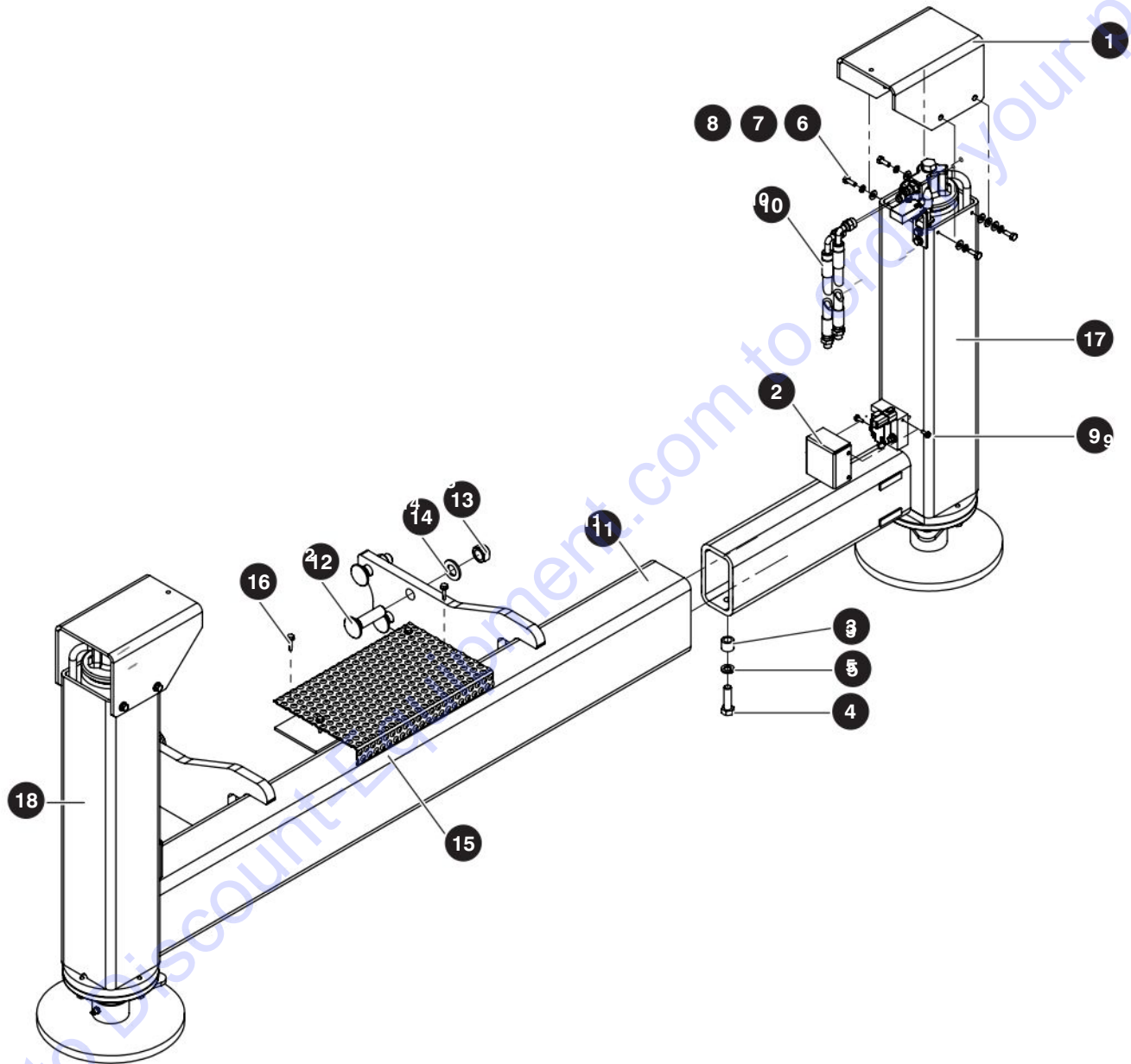
SJ6826 RT, SJ6832 RT

SKYJACK

7.8 Outrigger Assembly - Front

Index No.	Skyjack Part No.	Qty.	Description
-	137970	1	OUTRIGGER ASSEMBLY (Front)
1	102355	2	• PLATE, Outrigger hose cover
2	116826	2	• COVER, Limit switch
3	118387	2	• SPACER, Outrigger
4	103906	2	• BOLT, Hex head (1/2"- 13 x 1.75", Grade 5)
5	103470	2	• WASHER, Lock (1/2", Grade 5)
6	103856	8	• BOLT, Hex head (1/4"-20 x 3/4", Grade 5)
7	104000	8	• WASHER, Lock (1/4")
8	103995	12	• WASHER, Flat (1/4")
9	116193	4	• SCREW, Hex washer head (#10-32 x 1/2")
10	700575	6	• NUT, Lock, top loc (3/4"-10, Grade C)
11	137966	1	• OUTRIGGER WELDMENT, Front
12	170295	6	• BOLT, Hex head (3/4"-10 x 2.75", Grade 8)
13	103990	6	• WASHER, Flat (3/4")
14	127422	4	• HOSE, Hydraulic line
15	139714	4	• • FITTING, 37° Flare 90° Swivel
16	139700	4	• • HOSE, Hydraulic
17	139762	4	• • FITTING, Male- Straight 37°
18	(Ref.)	1	• OUTRIGGER ASSEMBLY, (Left Hand) (For components, refer to Section 7.11 Outrigger - FR/RL, FL/RR)
19	(Ref.)	1	• OUTRIGGER ASSEMBLY, (Right Hand) (For components, refer to Section 7.11 Outrigger - FR/RL, FL/RR)

7.9 Outrigger Assembly - Rear



M135899AA

213559AA

190

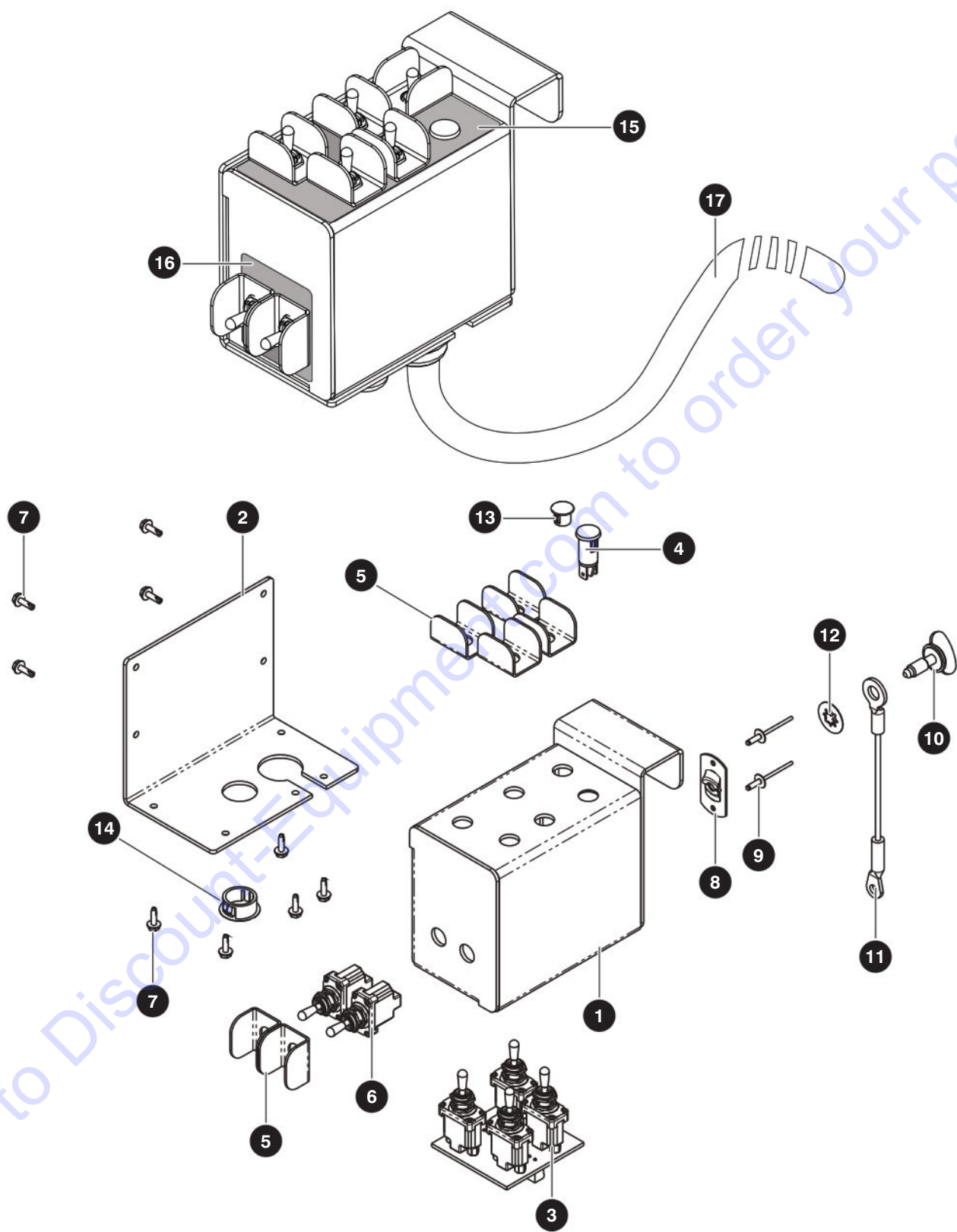
SJ6826 RT, SJ6832 RT

SKYJACK

7.9 Outrigger Assembly - Rear

17Index No.	Skyjack Part No.	Qty.	Description
-	137255	1	OUTRIGGER ASSEMBLY (Rear)
1	102355	2	• PLATE, Outrigger hose cover
2	116826	2	• COVER, Limit switch
3	118387	2	• SPACER, Outrigger
4	103906	2	• BOLT, Hex head (1/2"- 13 x 1.75", Grade 5)
5	103470	2	• WASHER, Lock (1/2", Grade 5)
6	103856	8	• BOLT, Hex head (1/4"-20 x 3/4", Grade 5)
7	104000	8	• WASHER, Lock (1/4")
8	103995	12	• WASHER, Flat (1/4")
9	116193	4	• SCREW, Hex washer head (#10-32 x 1/2")
10	127422	4	• HOSE, Hydraulic line
	139714	4	• • FITTING, 37° Flare 90° Swivel
	139700	4	• • HOSE, Hydraulic
	139762	4	• • FITTING, Male-Straight 37°
11	154940	1	• OUTRIGGER WELDMENT, Rear
12	170295	6	• BOLT, Hex head (3/4"-10 x 2.75", Grade 8)
13	700575	6	• NUT, Lock, top loc (3/4"-10, Grade C)
14	103990	6	• WASHER, Flat (3/4")
15	154934	1	• STEP, Formed (Rear outriggers)
16	112329	4	• SCREW, Hex head self-tapping (1/4"-14 x 1") (Rear outriggers)
17	(Ref.)	1	• OUTRIGGER, Left Hand (For components, refer to Section 7.11 Outrigger - FR/RL, FL/RR)
18	(Ref.)	1	• OUTRIGGER, Right Hand (For components, refer to Section 7.11 Outrigger - FR/RL, FL/RR)

7.10 Outrigger Control Box



M129300AB_4

213559AA

192

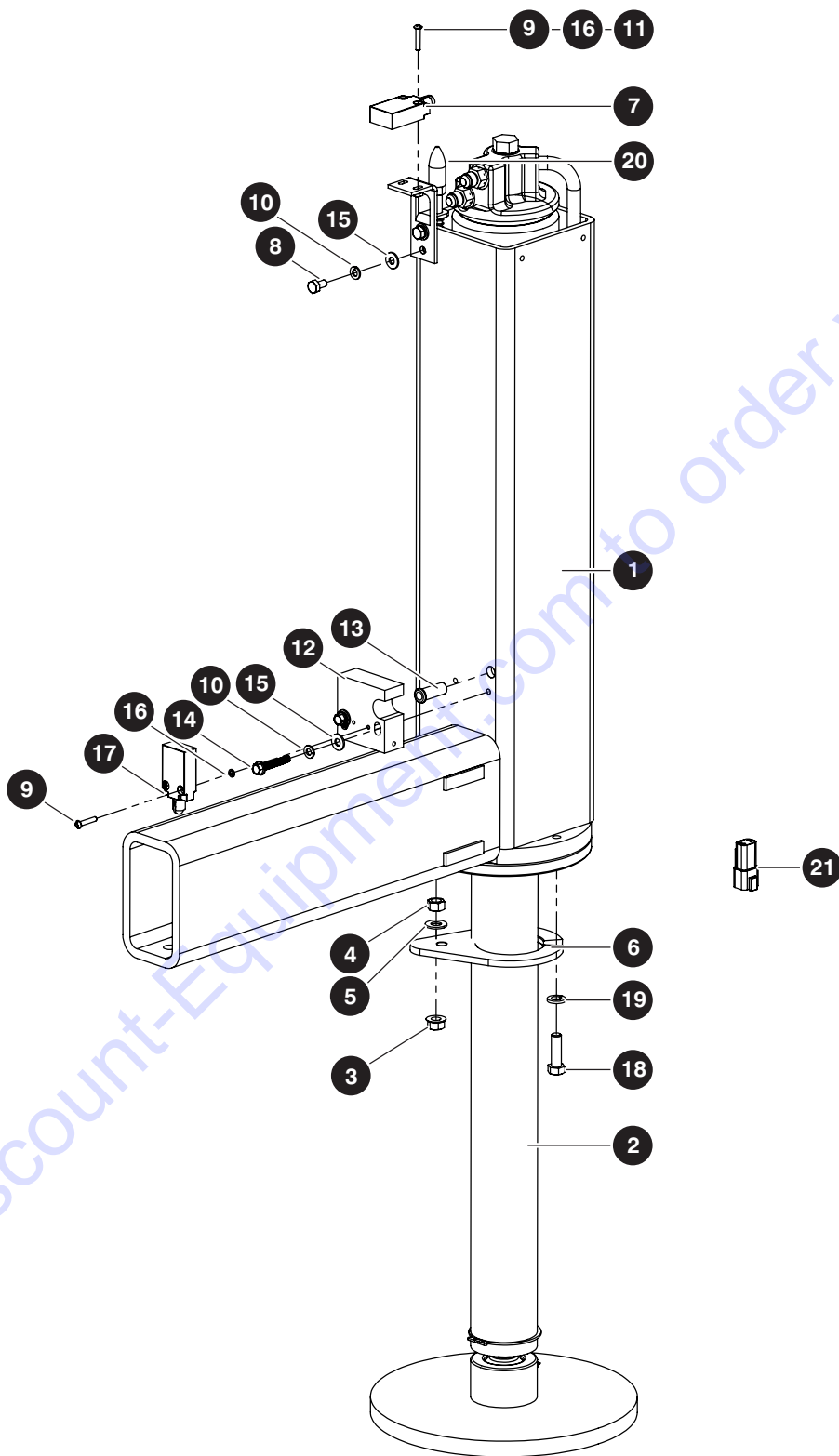
SJ6826 RT, SJ6832 RT

SKYJACK

7.10 Outrigger Control Box

Index No.	Skyjack Part No.	Qty.	Description
-	129300	1	OUTRIGGER CONTROL BOX
-	129290	1	• HARDWARE, Outrigger
1	132811	1	• • CONTROL BOX WELDMENT
2	129289	1	• • BOTTOM COVER WELDMENT
3	121664	1	• • BOARD, Outrigger control
4	133133	1	• • LIGHT, Indicator 12 V amber
5	111181	6	• • GUARD, Toggle Switch
6	102853	2	• • SWITCH, Toggle
7	112327	9	• • SCREW, Hex head, self tapping (#8-18 x 1/2")
8	120269	1	• • RECEPTACLE, Screw captive
9	119945	2	• • RIVET, Large aluminum pop
10	120268	1	• • SCREW, Captive wing head
11	120277	1	• • LANYARD, Nylon coated (6")
12	120270	1	• • RETAINER, Screw captive
13	114377	1	• • PLUG, Snap-in hole (1/2")
14	102956	1	• • PLUG, Snap-in hole (7/8")
15	133227	1	• LABEL, Outrigger and hydraulic generator
16	133228	1	• LABEL, Auto level outrigger
17	(Ref.)	1	• CABLE, Outrigger control (For components, refer to Section 6.24 Outrigger Control Cable)

7.11 Outrigger - FR/RL, FL/RR



M138055AA

213559AA

194

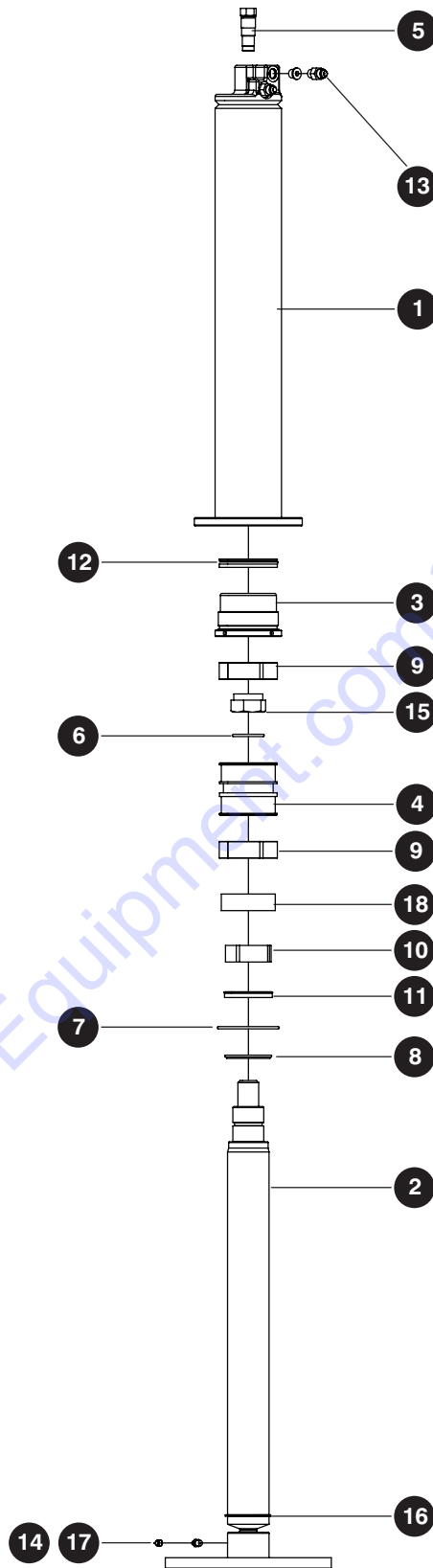
SJ6826 RT, SJ6832 RT

SKYJACK

7.11 Outrigger - FR/RL, FL/RR

Index No.	Skyjack Part No.	Qty.	Description
A	138055	1	OUTRIGGER (Front Right and Rear Left)
B	138054	1	OUTRIGGER (Front Left and Rear Right)
1	124200	1	• ENCLOSURE, Outrigger weldment (FR/RL), A
-	124196	1	• ENCLOSURE, Outrigger weldment (FL/RR), B
2	(Ref.)	1	• CYLINDER, Outrigger (For components, refer to Section 7.12 Outrigger Cylinder)
3	112601	1	• NUT, Hex flange lock (3/8"- 16)
4	103978	1	• NUT, Hex head (3/8"-16, Grade 5)
5	103472	1	• WASHER, Flat (3/8")
6	124338	1	• CLIP, Plastic
7	207009	1	• SWITCH, Limit, assembly with cable (60")
8	103855	2	• BOLT, Hex head (1/4"-20 x 1/2")
9	126499	4	• SCREW, Round head machine (#8-32 x 7/8")
10	104000	4	• WASHER, Lock (1/4")
11	103986	2	• NUT, Hex head (#8-32)
12	116827	1	• MOUNT, Bar flat limit switch
13	118478	1	• BUSHING, PVC (5/16" inner diameter x 1.25")
14	147140	2	• SCREW, SCHS0.250"-20 x 1.500
15	103995	4	• WASHER, Flat (1/4")
16	112249	4	• WASHER, Lock (#8)
17	207008	1	• SWITCH, Limit, assembly with cable (80")
18	101297	3	• BOLT, Hex head (3/8"-16 x 1.25", Grade 5)
19	103999	3	• WASHER, Lock (3/8")
20	213349	1	• ROD, Actuator
-	103091	58"	• PROTECTOR, Wire (5/8" diameter)
-	113584	4	• HEAT SHRINK, 1/2" (Black)
-	117580	1	• CONNECTOR, Receptacle wedge (4 pin)
21	117578	1	• CONNECTOR, Receptacle (4 pin)

7.12 Outrigger Cylinder



M132694AA

213559AA

196

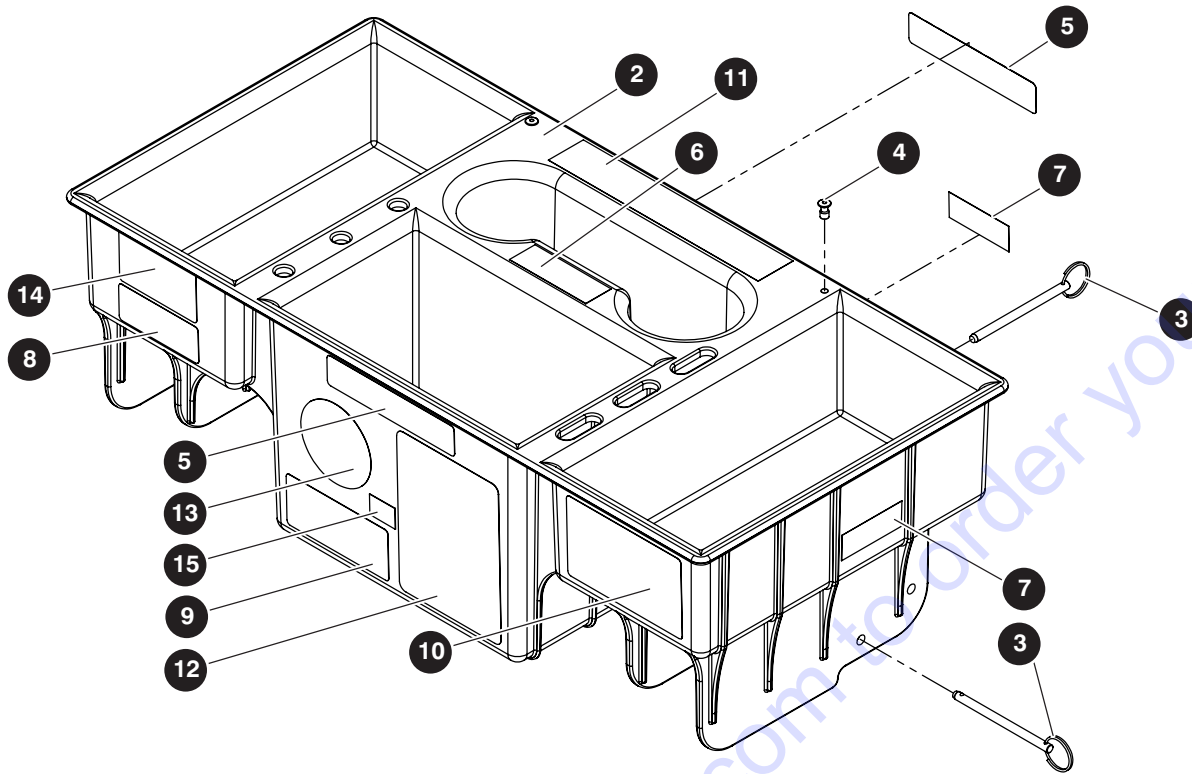
SJ6826 RT, SJ6832 RT

SKYJACK

7.12 Outrigger Cylinder

Index No.	Skyjack Part No.	Qty.	Description
-	132694	1	OUTRIGGER CYLINDER
1	152132	1	• WELDMENT, Cylinder barrel
2	126999	1	• ROD, Outrigger cylinder
	126997	1	• • ROD, Cylinder outrigger
	105975	1	• • RETAINER, Outrigger cylinder rod
	105974	1	• • PAD, Outrigger cylinder
3	120387	1	• GLAND, Front head
4	120640	1	• PISTON
5	104115	1	• VALVE, Pilot check (not part of cylinder)
6	120642	1	• SEAL, O-Ring #N90-223
7	120445	1	• SEAL, O-Ring #N90-236
8	106229	1	• SEAL, Wiper gland
9	106220	2	• SEAL, Wear ring rod
10	106227	1	• SEAL, Wear ring gland
11	106228	1	• SEAL, Rod
12	106225	1	• SEAL, Piston (3.000 ID)
13	104437	2	• PLUG
14	102027	1	• FITTING, Grease (1/8P)
15	106230	1	• NUT, Lock (1.25"-12, Grade 8)
16	126279	1	• RING, Retaining (2.5")
17	132565	1	• CAP, Rubber grease
18	132690	1	• SPACER, Cylinder tube
K	160636	1	KIT, Seal repair

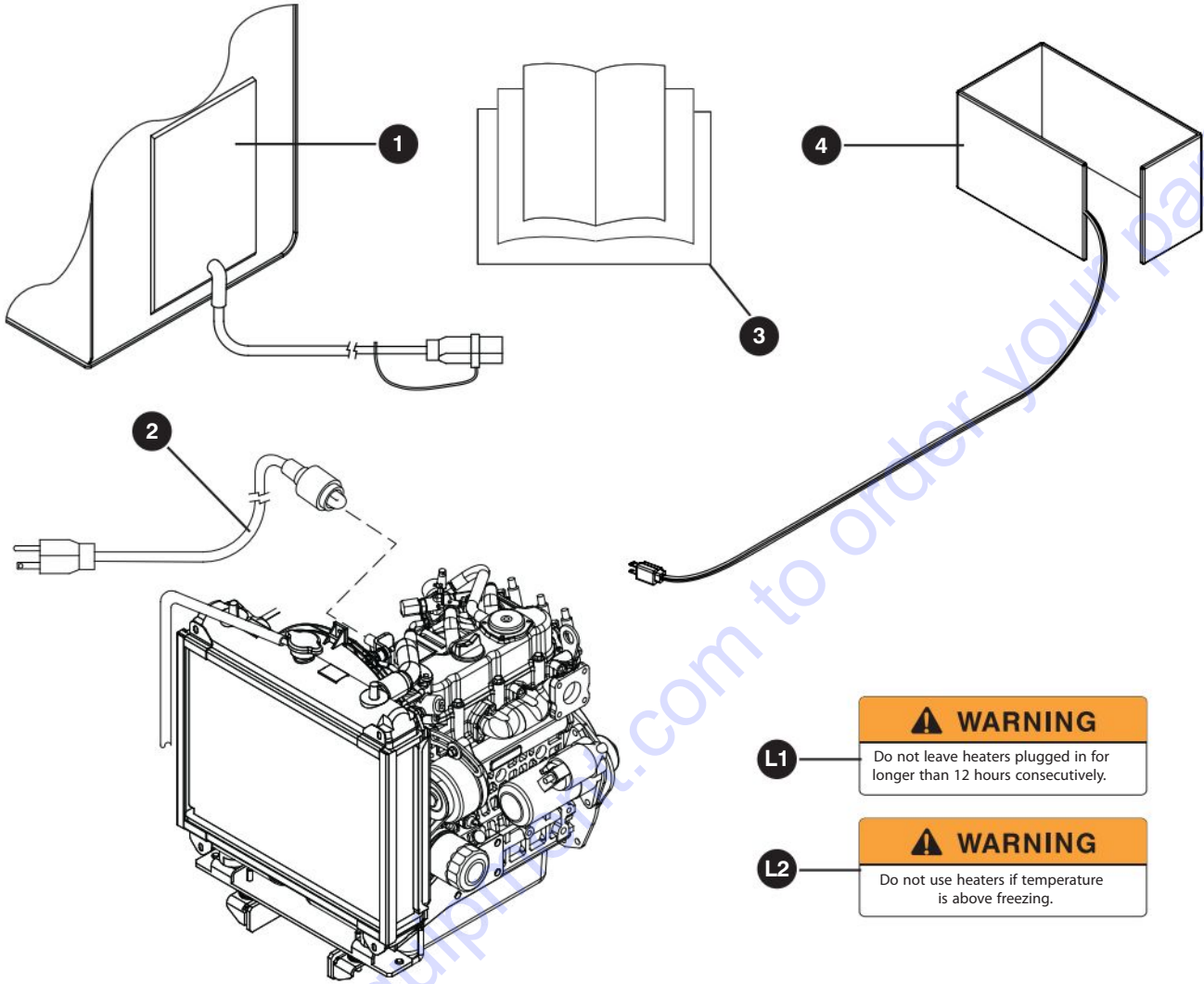
7.13 Tool Caddy



M211272AA

Index No.	Skyjack Part No.	Qty.	Description
-	211272	1	TOOL CADDY
-	211271	1	• TOOL CADDY KIT
1	204306	1	• • INSTRUCTIONS, Tool caddy installation (not shown)
	204334	1	• • • TOOL CADDY ASSEMBLY
2	198945	1	• • • • TOOL CADDY TRAY, Plastic
3	198965	2	• • • • PIN, Quick release 1/4x3.2 LG with Lanyard
4	172293	2	• • • • LABEL, Skyjack logo, 5" white
5	172294	1	• • • • LABEL, Skyjack logo, 3" white
6	168421	3	• • • • LABEL, Lock pin in place
7	172245	1	• • • • LABEL, Tool caddy weight
8	172246	1	• • • • LABEL, Tool caddy pin location
9	172247	1	• • • • LABEL, Tool caddy location
10	172292	1	• • • • LABEL, Accessoryzers, 8" white
11	172298	1	• • • • LABEL, Tool caddy models serial numbers
12	172299	1	• • • • LABEL, Do not block exit/entrance
13	172297	1	• • • • LABEL, Drive slowly when tool caddy is installed
14	172428	1	• • • • LABEL, CE mark
15	116161	2	• • • RIVET, Pop (0.1875" x 0.565")

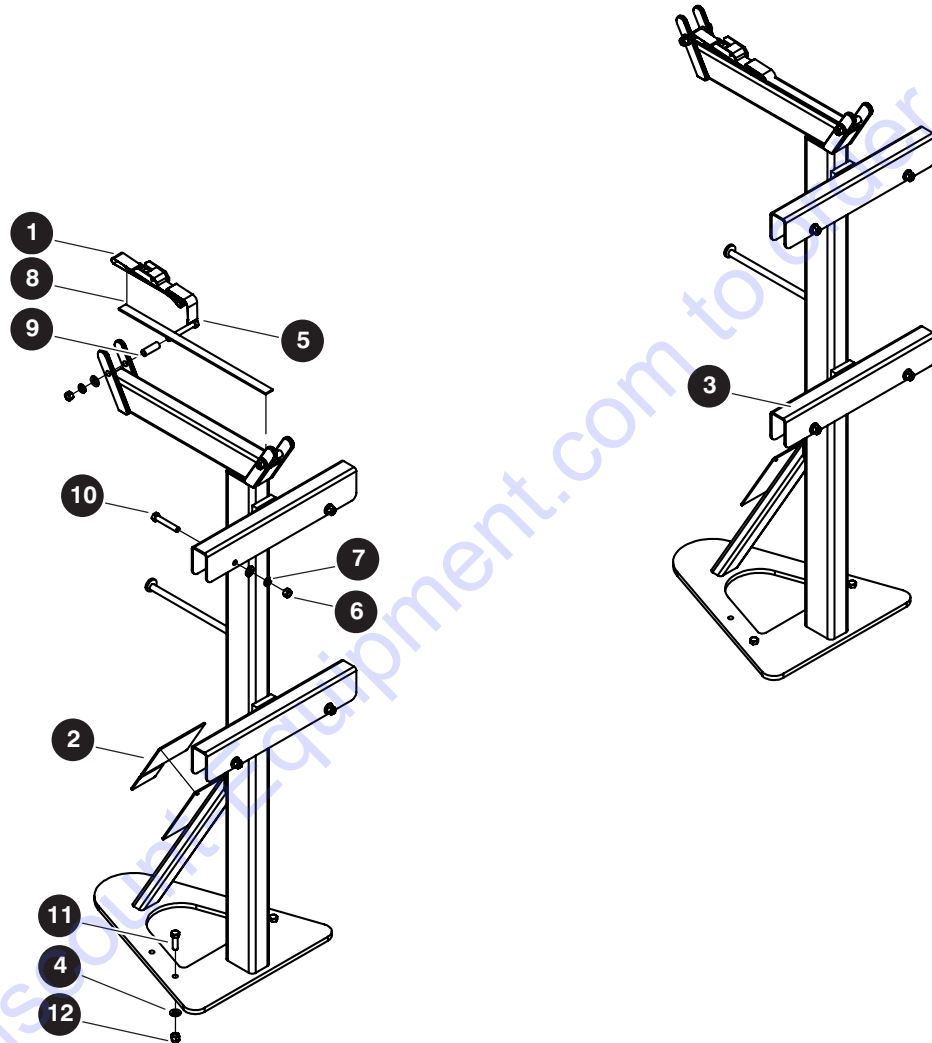
7.14 Cold Weather Start



M146520AA M166260AB M137891AA_2 M138089AC_1

Index No.	Skyjack Part No.	Qty.	Description
-	146520	1	COLD WEATHER START OPTION
1	166260	1	• HEATER, Pad, 250 W
2	146468	1	• HEATER, Block, 400 W, 110 V, 25 mm
3	149789	1	• MANUAL, Cold start special option <i>(not shown)</i>
4	703290	1	• BLANKET, Battery (36")
-	151717	1	• LABEL ASSEMBLY, Cold start kit
L1	147041	2	• • LABEL, Do not leave heaters plugged in
L2	147042	2	• • LABEL, Do not use heaters above freezing

7.15 Heavy Duty Pipe Rack - ANSI



M196511AA

213559AA

200

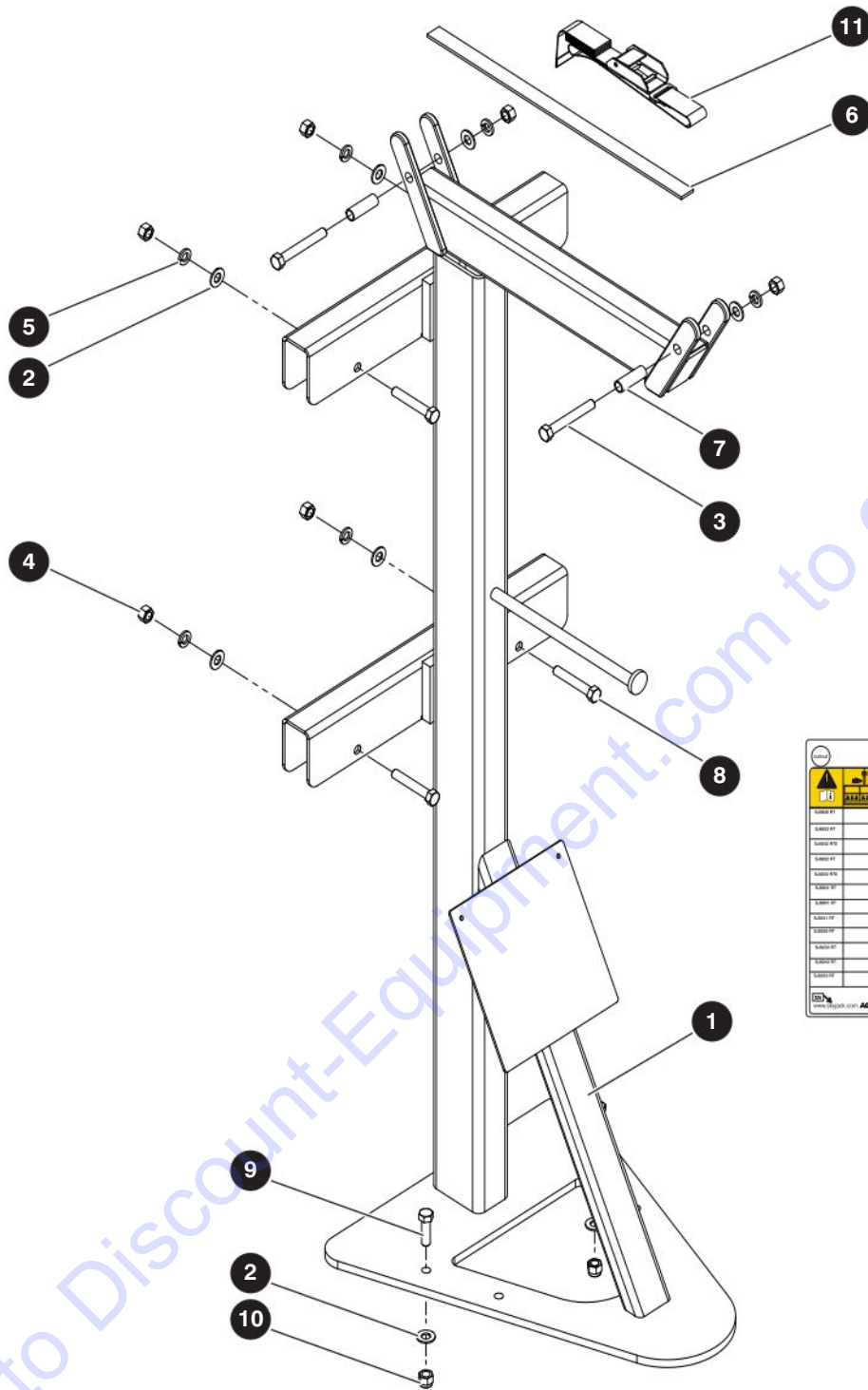
SJ6826 RT, SJ6832 RT

SKYJACK

7.15 Heavy Duty Pipe Rack - ANSI

Index No.	Skyjack Part No.	Qty.	Description
-	196511	1	HEAVY DUTY PIPE RACK - ANSI
1	195376	2	<ul style="list-style-type: none"> • STRAP, Nylon tie-down flat hook
2	222093	1	<ul style="list-style-type: none"> • LABEL, HD pipe rack label and Instructions
-	194930	1	<ul style="list-style-type: none"> • KIT, Pipe rack
3	194920	2	<ul style="list-style-type: none"> • • PIPE RACK WELDMENT, RT HD
4	103472	16	<ul style="list-style-type: none"> • • WASHER, Flat (3/8")
5	103874	4	<ul style="list-style-type: none"> • • BOLT, Hex head (3/8"-16 x 2.75", Grade 5)
6	103978	12	<ul style="list-style-type: none"> • • NUT, Hex Head (3/8"-16, Grade B)
7	103999	12	<ul style="list-style-type: none"> • • WASHER, Lock (3/8")
8	194921	2	<ul style="list-style-type: none"> • • PROTECTOR, Strip
9	194922	4	<ul style="list-style-type: none"> • • SPACER, Rolled (3/8" X 1-1/2")
10	103872	8	<ul style="list-style-type: none"> • • BOLT, Hex head (3/8"-16 x 2.25", Grade 5)
11	101297	4	<ul style="list-style-type: none"> • • BOLT, Hex head (3/8"-16 x 1.25", Grade 5)
12	104606	4	<ul style="list-style-type: none"> • • NUT, Hex head nylon lock (3/8" - 16, Grade 5)
	159770	1.76	<ul style="list-style-type: none"> • • PAINT, Powder- Basalt grey (not shown)

7.16 Heavy Duty Pipe Rack - CE & AS



1				
2				
3				
4				
5				
6				
7				
8				
9				
10				
11				
12				

M195830AE

213559AA

202

SJ6826 RT, SJ6832 RT

SKYJACK

7.16 Heavy Duty Pipe Rack - CE & AS

Index No.	Skyjack Part No.	Qty.	Description
A	195830	1	HEAVY DUTY PIPE RACKS - CE
B	197707	1	HEAVY DUTY PIPE RACKS - AS
-	194930	1	• RT Heavy Duty Pipe Racks Kit
1	194920	2	• • WELDMENT, Heavy Duty Pipe Racks
2	103472	16	• • WASHER, Flat - 3/8"
3	103874	4	• • BOLT, Hex Hd - 3/8"-16 x 2-3/4" Gr. 5
4	103978	12	• • NUT, Hex - 3/8"-16
5	103999	12	• • WASHER, Lock - 3/8"
6	194921	2	• • STRIP, Protector
7	194922	4	• • SPACER, Rolled - 3/8" x 1-1/2"
8	103872	8	• • BOLT, Hex Hd - 3/8"-16 x 2-1/4" Gr. 5
9	101297	4	• • BOLT, Hex Hd - 3/8"-16 x 1-1/4" Gr. 5
10	104606	4	• • NUT, Hex Lock - 3/8"-16 Gr. B
11	195376	2	• STRAP, Nylon Tie Down - Flat Hook
12	222094	2	• LABEL, HD pipe rack label and Instructions
	197247	1	• RISK ASSESSMENT B (not shown)

Section 8 – Hoses

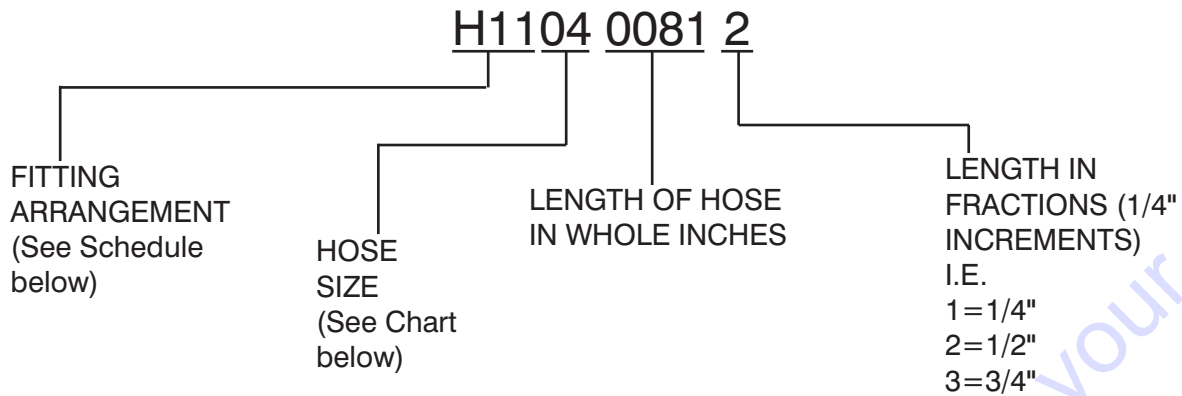
8.1 "Standard Hose Numbering System"

8.2 "Hose Kit"

8.3 "Fuel Hoses - Kubota WG752 Dual Fuel"

8.4 "Fuel Hoses - Kubota D902 Diesel"

8.1 Standard Hose Numbering System



Using the number above as an example, H1104 0081 2, this hose requires a 37° JIC female swivel fitting on one end, and a medium length 90° JIC female swivel fitting for the other end. The hose must meet or exceed the S.A.E. 100R13 hose specification, and be a total of 81-1/2" long.



NOTE

Hose ends and hose must be from same manufacturer per S.A.E. J1273 Nov. '91, Sections 3.10 and 4.2. Hose ends and hose must be of the same size i.e. #4 size fittings must be used with #4 size hose.

Hose Size Chart

Size	03	04	06	08	10	12	16	20	24	32	40	48	56	64
ID	3/16"	1/4"	3/8"	1/2"	5/8"	3/4"	1"	1-1/4"	1-1/2"	2"	2-1/2"	3"	3-1/2"	4"

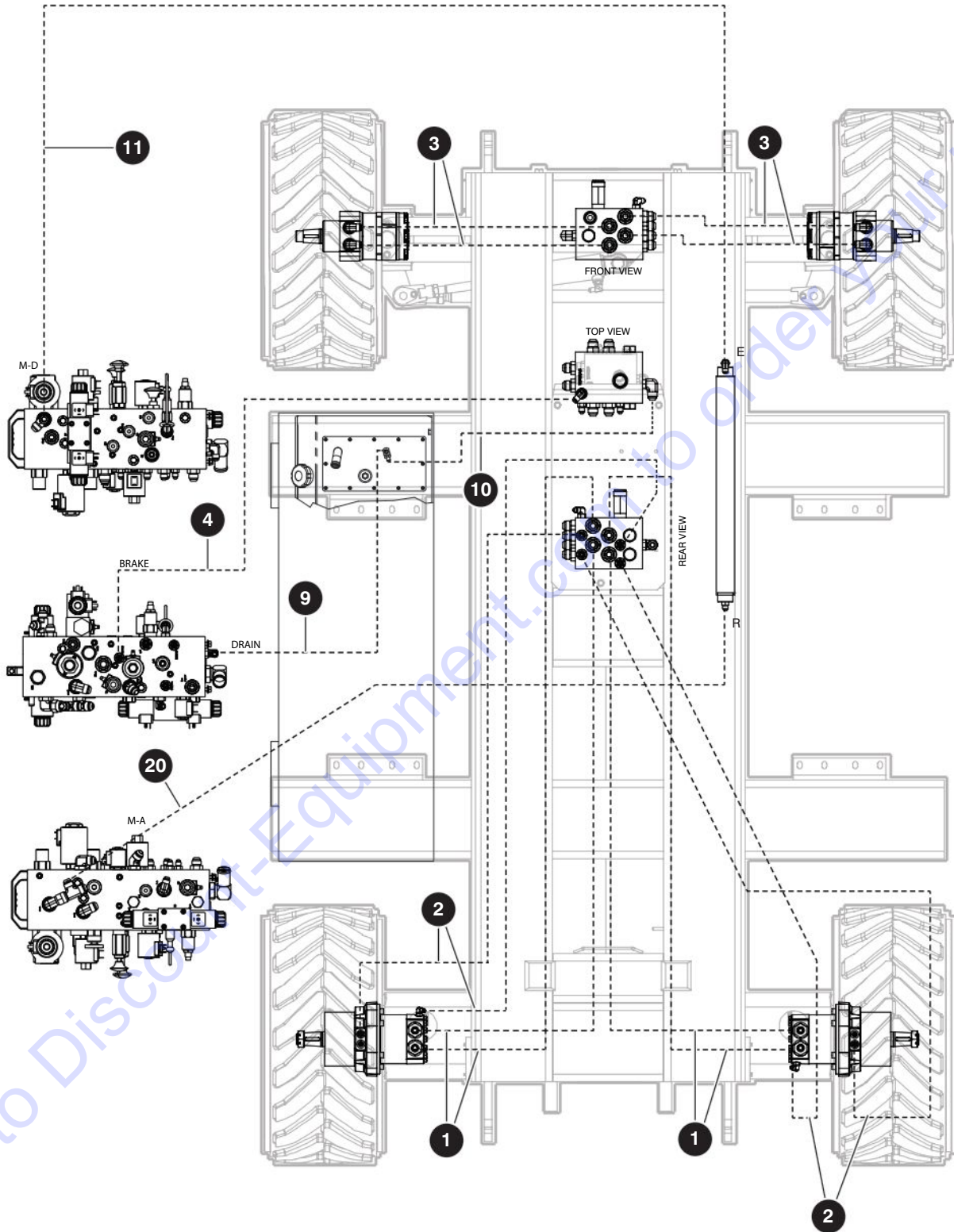
Fitting Arrangement Schedule

Hose Prefix	Hose End Fitting	Hose End Fitting	S.A.E. Hose Specification
H01	FEMALE, 37° JIC, SWIVEL	FEMALE, 37° JIC, SWIVEL	100R17
H02	FEMALE, 37° JIC, SWIVEL	FEMALE, 37° JIC, SWIVEL	100R13
H03	FEMALE, 37° JIC, SWIVEL	45°, FEMALE, 37° JIC, SWIVEL	100R17
H04	FEMALE, 37° JIC, SWIVEL	45°, FEMALE, 37° JIC, SWIVEL	100R13
H05	FEMALE, 37° JIC, SWIVEL	LONG 90°, FEMALE, 37° JIC, SWIVEL	100R17
H06	FEMALE, 37° JIC, SWIVEL	SHORT 90°, FEMALE, 37° JIC, SWIVEL	100R17
H07	LONG 90°, FEMALE, 37° JIC, SWIVEL	LONG 90°, FEMALE, 37° JIC, SWIVEL	100R17
H08	FEMALE, 37° JIC, SWIVEL	FEMALE, 37° JIC, SWIVEL	100R4
H09	FEMALE, 37° JIC, SWIVEL	45°, FEMALE, 37° JIC, SWIVEL	100R4
H10	FEMALE, 37° JIC, SWIVEL	MALE PIPE THREAD FITTING	100R17
H11	FEMALE, 37° JIC, SWIVEL	MEDIUM 90°, FEMALE, 37° JIC, SWIVEL	100R13
H12	SHORT 90°, FEMALE, 37° JIC, SWIVEL	SHORT 90°, FEMALE, 37° JIC, SWIVEL	100R17
H13	FEMALE, 37° JIC, SWIVEL	REUSABLE MALE PIPE THREAD FITTING	300 PSI
H14	REUSABLE MALE PIPE THREAD FITTING	NO FITTING	300 PSI
H15	REUSABLE FEMALE, 37° JIC, SWIVEL	REUSABLE FEMALE, 37° JIC, SWIVEL	300 PSI
H16	NO FITTING	NO FITTING	100R4
H17	NO FITTING	NO FITTING	300 PSI
H18	REUSABLE, FEMALE, 37° JIC, SWIVEL	NO FITTING	300 PSI

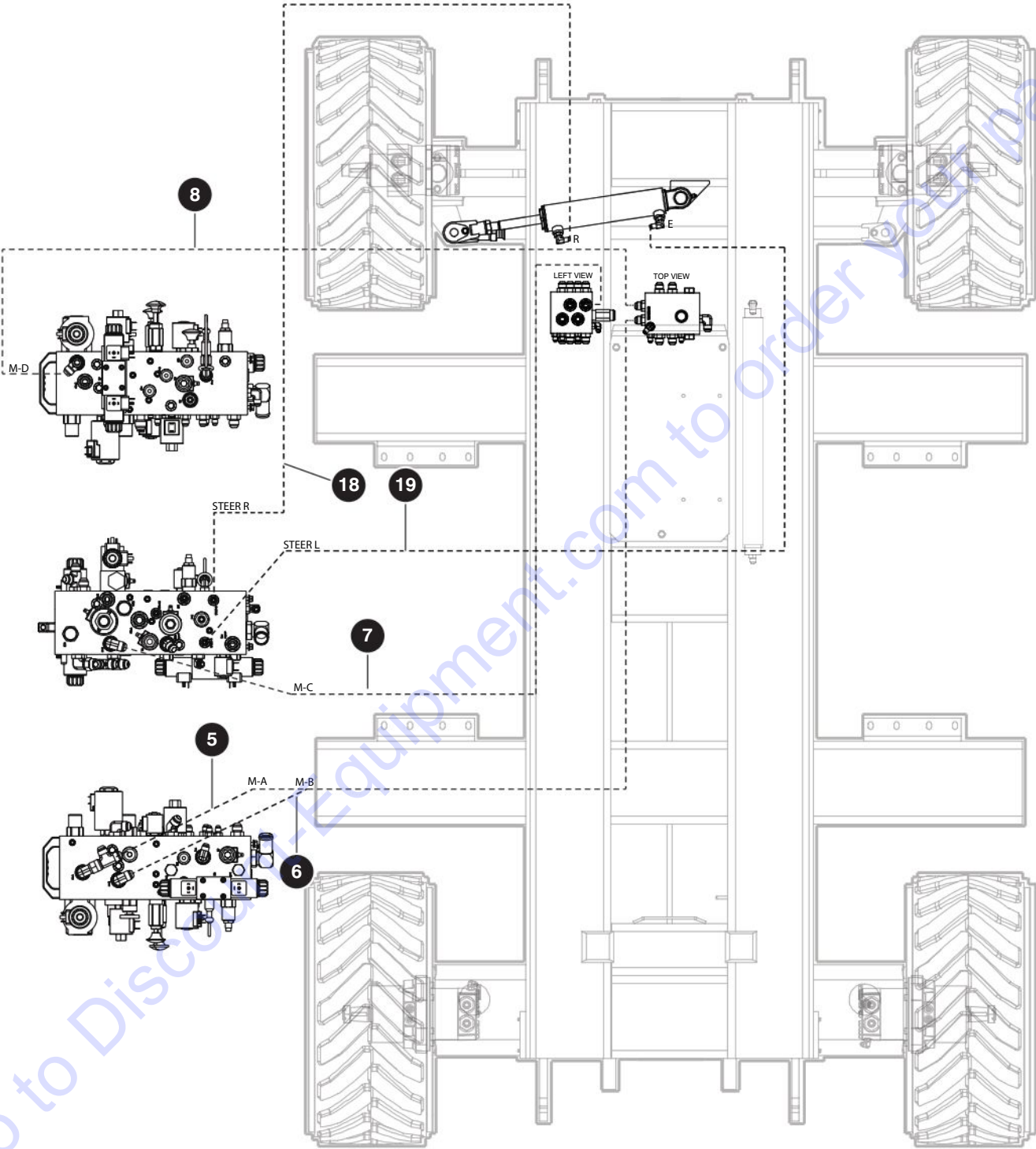
8.1 Standard Hose Numbering System

Hose Prefix	Hose End Fitting	Hose End Fitting	S.A.E. Hose Specification
H19	LONG 90°, FEMALE, 37° JIC, SWIVEL	FEMALE, 37° JIC, SWIVEL	100R13
H20	FEMALE, SHORT 37° JIC, SWIVEL	SHORT 90°, FEMALE, 37° JIC, SWIVEL	100R4
H21	FEMALE, SHORT 37° JIC, SWIVEL	SHORT 90°, FEMALE, 37° JIC, SWIVEL	100R2AT
H22	FEMALE, 37° JIC, SWIVEL	FEMALE, 37° JIC, SWIVEL	100R2AT
H23	FEMALE, LONG 37° JIC, SWIVEL	LONG 90°, FEMALE, 37° JIC, SWIVEL	100R2AT
H24	FEMALE, SHORT 37° JIC, SWIVEL	SHORT 90°, FEMALE, 37° JIC, SWIVEL	100R13
H25	FEMALE, 37° JIC, SWIVEL	FEMALE, 37° JIC, SWIVEL	100R4
H30	MEDIUM 90°, FEMALE, 37° JIC, SWIVEL	FEMALE, 37° JIC, SWIVEL	100R17
H31	FEMALE, 37° JIC, SWIVEL	FEMALE, 37° JIC, SWIVEL	100R17
H32	SHORT 45°, FEMALE, 37° JIC, SWIVEL	FEMALE, 37° JIC, SWIVEL	100R17
H33	MEDIUM 45°, FEMALE, 37° JIC, SWIVEL	FEMALE, 37° JIC, SWIVEL	100R17
H34	SHORT 90°, FEMALE, 37° JIC, SWIVEL	FEMALE, 37° JIC, SWIVEL	100R17
H35	MEDIUM 90°, FEMALE, 37° JIC, SWIVEL	FEMALE, 37° JIC, SWIVEL	100R17
H36	LONG 90°, FEMALE, 37° JIC, SWIVEL	FEMALE, 37° JIC, SWIVEL	100R17
H37	SHORT 45°, FEMALE, 37° JIC, SWIVEL	FEMALE, 37° JIC, SWIVEL	100R4
H38	SHORT 90°, FEMALE, 37° JIC, SWIVEL	FEMALE, 37° JIC, SWIVEL	100R4
H39	LONG 90°, FEMALE, 37° JIC, SWIVEL	FEMALE, 37° JIC, SWIVEL	100R4
H40	SHORT 90°, FEMALE, 37° JIC, SWIVEL	FEMALE, 37° JIC, SWIVEL	100R16
H43	FEMALE, 37° JIC, SWIVEL	FEMALE, 37° JIC, SWIVEL	100R16
H51	FEMALE, 37° JIC, SWIVEL	FEMALE, 37° JIC, SWIVEL	100R17
H52	SHORT 45°, FEMALE, 37° JIC, SWIVEL	FEMALE, 37° JIC, SWIVEL	100R17
H53	MEDIUM 45°, FEMALE, 37° JIC, SWIVEL	FEMALE, 37° JIC, SWIVEL	100R17
H54	SHORT 90°, FEMALE, 37° JIC, SWIVEL	FEMALE, 37° JIC, SWIVEL	100R17
H55	MEDIUM 90°, FEMALE, 37° JIC, SWIVEL	FEMALE, 37° JIC, SWIVEL	100R17
H56	LONG 90°, FEMALE, 37° JIC, SWIVEL	FEMALE, 37° JIC, SWIVEL	100R17
H57	SHORT 45°, FEMALE, SAE ORFS, SWIVEL	FEMALE, SAE ORFS, SWIVEL	100R13
H58	FEMALE, SAE ORFS, SWIVEL	FEMALE, SAE ORFS, SWIVEL	100R13
H59	MEDIUM 90°, FEMALE, SAE ORFS, SWIVEL	FEMALE, SAE ORFS, SWIVEL	100R13
H60	FEMALE, 37° JIC, SWIVEL	FEMALE, 37° JIC, SWIVEL	100R17
H61	FEMALE, 37° JIC, SWIVEL	FEMALE, 37° JIC, SWIVEL	100R16
H62	SHORT 90°, FEMALE, 37° JIC, SWIVEL	FEMALE, 37° JIC, SWIVEL	100R16
H63	MEDIUM 90°, FEMALE, 37° JIC, SWIVEL	FEMALE, 37° JIC, SWIVEL	100R16
H64	LONG 90°, FEMALE, 37° JIC, SWIVEL	FEMALE, 37° JIC, SWIVEL	100R16
H65	MEDIUM 67°, FEMALE, 37° JIC, SWIVEL	FEMALE, 37° JIC, SWIVEL	100R12
H66	FEMALE, 37° JIC, SWIVEL	NO FITTING	100R4
H67	FEMALE, 37° JIC, SWIVEL	FEMALE, 37° JIC, SWIVEL	100R19
H68	SHORT 45°, FEMALE, 37° JIC, SWIVEL	FEMALE, 37° JIC, SWIVEL	100R19
H69	MEDIUM 90°, FEMALE, 37° JIC, SWIVEL	FEMALE, 37° JIC, SWIVEL	100R19
H70	LONG 90°, FEMALE, 37° JIC, SWIVEL	FEMALE, 37° JIC, SWIVEL	100R19
H71	LONG 90°, FEMALE, SAE ORFS, SWIVEL	FEMALE, SAE ORFS, SWIVEL	100R15

8.2 Hose Kit



8.2 Hose Kit



PARTS FINDER

**Search Website
by Part Number**



**Search Manual
Library For Parts
Manual & Lookup Part
Numbers – Purchase
or Request Quote**

Search Manuals

Enter your information to help us find the right parts manual for your machine.

* Brand:

* Model:

* Serial:

* Part Number:

SEARCH

**Can't Find Part or
Manual? Request Help
by Manufacturer,
Model & Description**

Parts Order Form

Please fill in the following information to help us find the right part for your machine.

MANUFACTURER:

MODEL:

DESCRIPTION:

DATE:

TIME:

PHONE:

EMAIL:

ADDRESS:

CITY:

STATE:

ZIP:

COUNTRY:

SEARCH

Discount-Equipment.com is your online resource for quality parts & equipment.

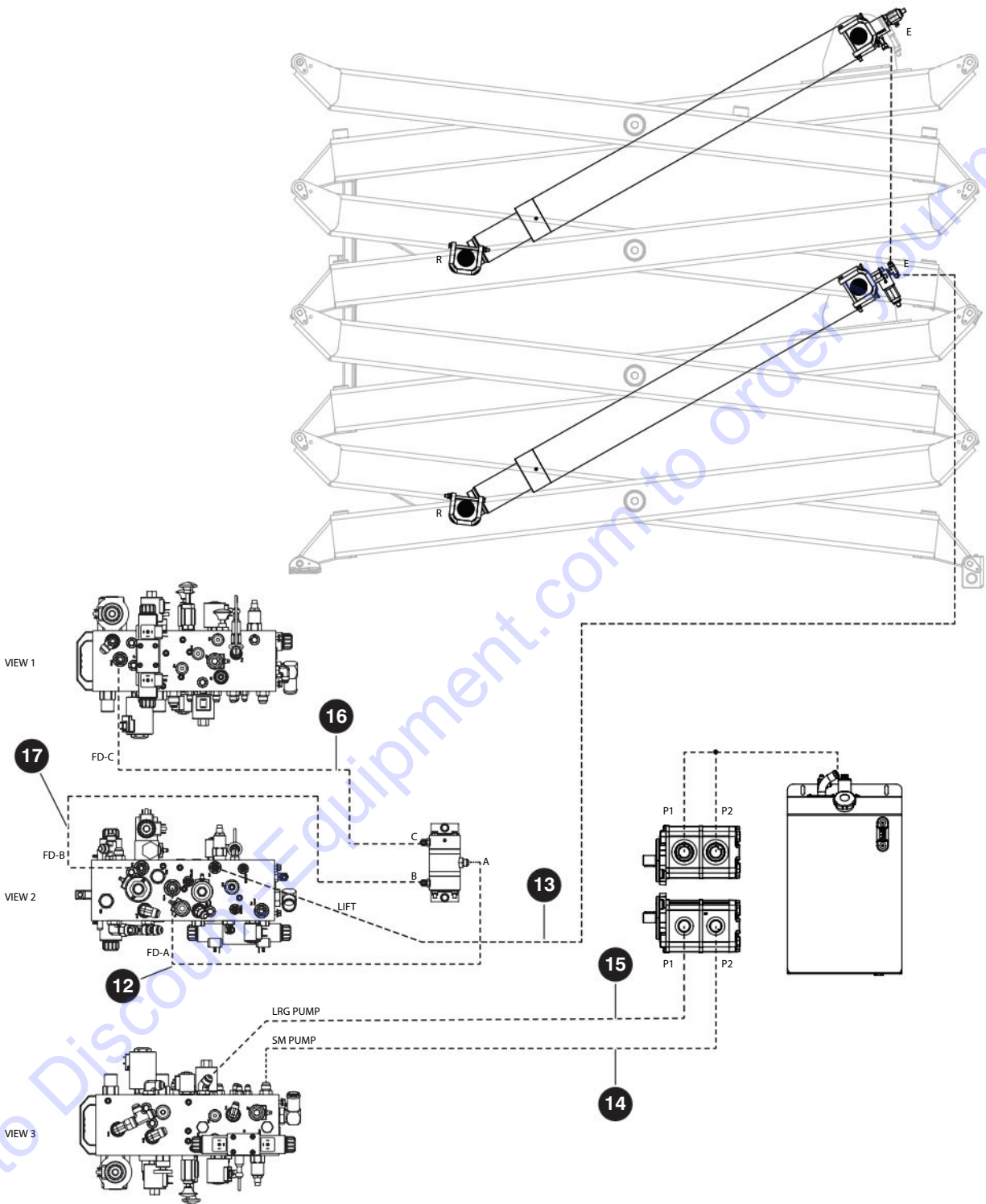
Florida: **561-964-4949** Outside Florida TOLL FREE: **877-690-3101**

Need parts?

Click on this link: <http://www.discount-equipment.com/category/5443-parts/> and choose one of the options to help get the right parts and equipment you are looking for. Please have the machine model and serial number available in order to help us get you the correct parts. If you don't find the part on the website or on one of the online manuals, please fill out the request form and one of our experienced staff members will get back to you with a quote for the right part that your machine needs.

We sell worldwide for the brands: Genie, Terex, JLG, MultiQuip, Mikasa, Essick, Whiteman, Mayco, Toro Stone, Diamond Products, Generac Magnum, Airman, Haulotte, Barreto, Power Blanket, Nifty Lift, Atlas Copco, Chicago Pneumatic, Allmand, Miller Curber, Skyjack, Lull, Skytrak, Tsurumi, Husquvarna Target, Stow, Wacker, Sakai, Mi-T-M, Sullair, Basic, Dynapac, MBW, Weber, Bartell, Bennar Newman, Haulotte, Ditch Runner, Menegotti, Morrison, Contec, Buddy, Crown, Edco, Wyco, Bomag, Laymor, EZ Trench, Bil-Jax, F.S. Curtis, Gehl Pavers, Heli, Honda, ICS/PowerGrit, IHI, Partner, Imer, Clipper, MMD, Koshin, Rice, CH&E, General Equipment, Amida, Coleman, NAC, Gradall, Square Shooter, Kent, Stanley, Tamco, Toku, Hatz, Kohler, Robin, Wisconsin, Northrock, Oztec, Toker TK, Rol-Air, APT, Wylie, Ingersoll Rand / Doosan, Innovatech, Con X, Ammann, Mecalac, Makinex, Smith Surface Prep, Small Line, Wanco, Yanmar

8.2 Hose Kit

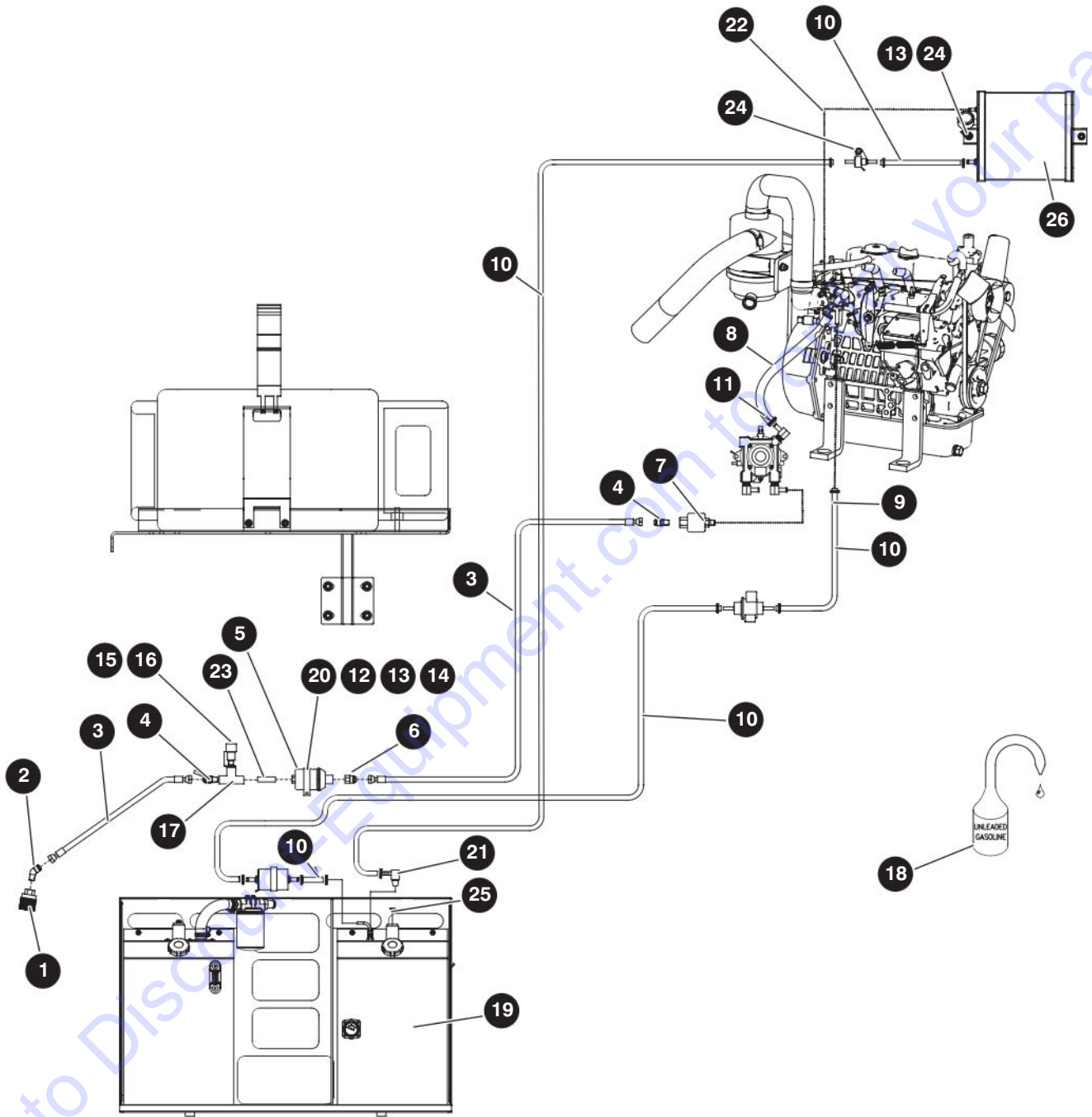


8.2 Hose Kit

Index No.	Skyjack Part No.	Qty.	Description
-	137815	1	HOSE KIT (SJ68XX RT)
1	140900	4	• HOSE-HYDR.LINE 1/2 DIA*75.00
2	140901	4	• HOSE-HYDR.LINE 1/4 DIA*81.00
3	140902	4	• HOSE-HYDR.LINE 1/2 DIA*41.00
4	140903	1	• HOSE-HYDR.LINE 1/4 DIA*50.00
5	140904	1	• HOSE-HYDR.LINE 1/2 DIA*64.00
6	140905	1	• HOSE-HYDR.LINE 1/2 DIA*62.00
7	110473	1	• HOSE-HYDR.LINE 1/2 DIA X 60.00
8	143653	1	• HOSE-HYDR 1/2 08JIC X 08JICF90S X 71.00
9	137832	1	• HOSE-HYDR.LINE 3/8 DIA*35.00
10	140907	1	• HOSE-HYDR.LINE 1/2 DIA*62.00

Index No.	Hose P/N	From		To	
		Description	Port	Port	Description
11	143616	Main Manifold	M-D	E	Cushion Cylinder
12	137831	Main Manifold	FD-A	A	Flow Divider
13	134684	Main Manifold	LIFT	E	Lift Cylinder
14	137816	Main Manifold	SM PUMP	P2	Pump
15	102463	Main Manifold	LRG PUMP	P1	Pump
16	137818	Main Manifold	FD-C	C	Flow Divider
17	137819	Main Manifold	FD-B	B	Flow Divider
18	137820	Main Manifold	STEER-A	R	Steer Cylinder
19	137820	Main Manifold	STEER-B	E	Steer Cylinder
20	143615	Main Manifold	M-A	R	Cushion Cylinder

8.3 Fuel Hoses - Kubota WG752 Dual Fuel



M159331AJ

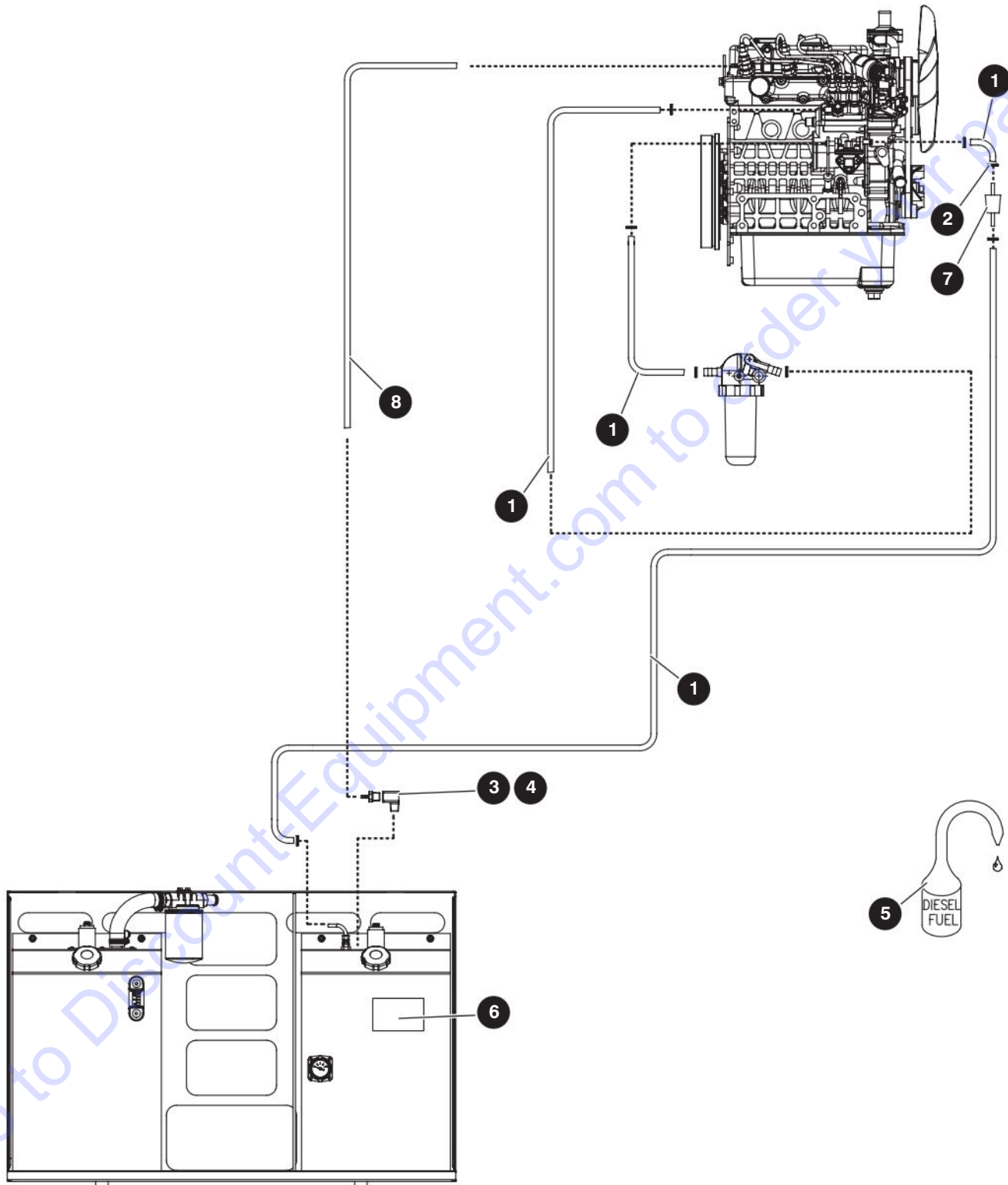
213559AA

SJ6826 RT, SJ6832 RT

8.3 Fuel Hoses - Kubota WG752 Dual Fuel

Index No.	Skyjack Part No.	Qty.	Description
-	159331	1	FUEL HOSES - Kubota WG752 Dual Fuel
1	103006	1	TANK, Quick couple - female
2	103159	1	TUBE
3	137633	2	HOSE, Propane
4	103156	2	FITTING, Brass
5	142300	1	FILTER, LP
6	124656	1	FITTING, LPG
7	125793	1	VALVE, Shut-off
8	158859	1	HOSE, LPG
9	103321	10	CLAMP, Gear #4
10	142405	243	LINE, Fuel
11	102519	2	CLAMP, Gear #6
12	103983	1	NUT (1/4 -20)
13	103995	3	WASHER (1/4)
14	104000	1	WASHER, Lock (1/4)
15	11622	1	CAP, Rain
16	300799	1	VALVE, Relief - propane
17	132919	1	TEE, Pipe - female
18	125986	20	GASOLINE, Unleaded
19	138153	1	LABEL, Engine dual fuel
20	143513	1	CLAMP (2.44 ID)
21	102907	1	FITTING, Brass
22	923786	72	HOSE, Fuel Line
23	143478	1	FITTING, Long
24	115649	3	NUT, Lock (0.25 - 20, Gr 5)
25	139171	1	PLUG, Hollow
26	158920	1	CANISTER, Evaporate

8.4 Fuel Hoses - Kubota D902 Diesel



M137880AG

213559AA

214

SJ6826 RT, SJ6832 RT

SKYJACK

8.4 Fuel Hoses - Kubota D902 Diesel

Index No.	Skyjack Part No.	Qty.	Description
-	137880	1	FUEL HOSES - Kubota D902 Diesel
1	142405	144	LINE, Fuel (5/16)
2	103321	8	CLAMP, Gear
3	103164	1	FITTING, Brass
4	103176	1	BAR, Fitting (1/8)
5	125987	20	Fuel, Diesel
6	163646	1	LABEL, Engine Diesel
7	139254	1	FILTER, Pre-fuel
8	102660	100	HOSE, Fuel Line (1/8)

Section 9 – Labels

9.1 "Label Kits"

9.2 "Labels - Right and Left"

9.3 "Labels - Front and Back"

9.4 "Labels - Top"

9.5 "Labels - Miscellaneous"

9.6 "Labels - QR Code"

Label Kits

Complete Label Kits are available for models SJ6826 RT and SJ6832 RT.

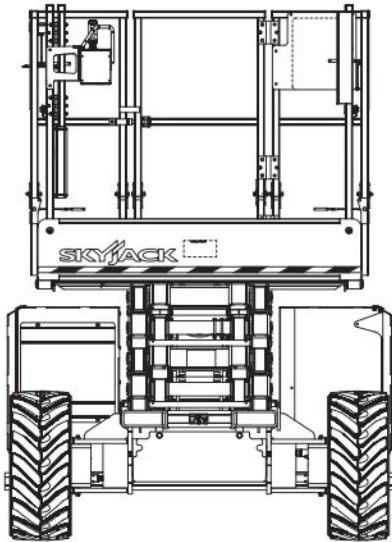
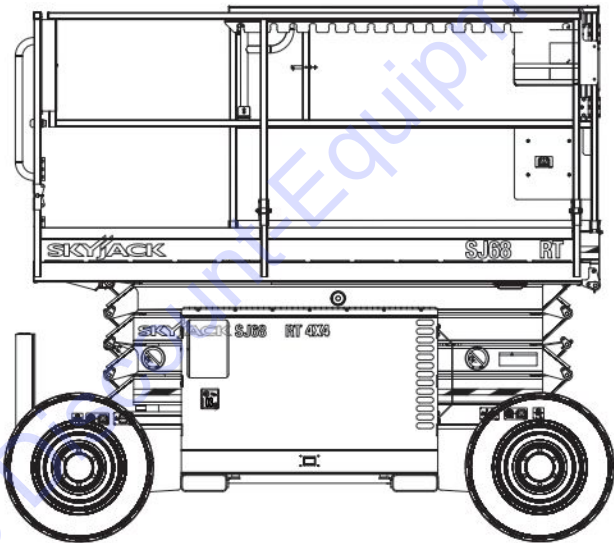
These kits contain labels that are common to both models, including the outrigger option. See the following pages for kit components.

The kits do not include:

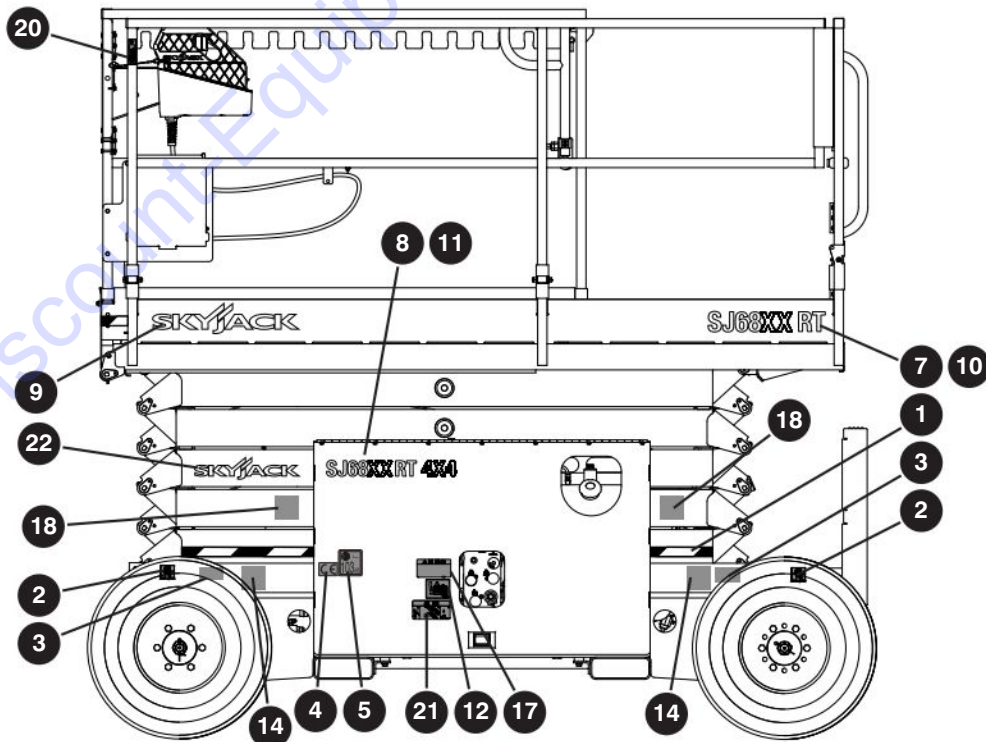
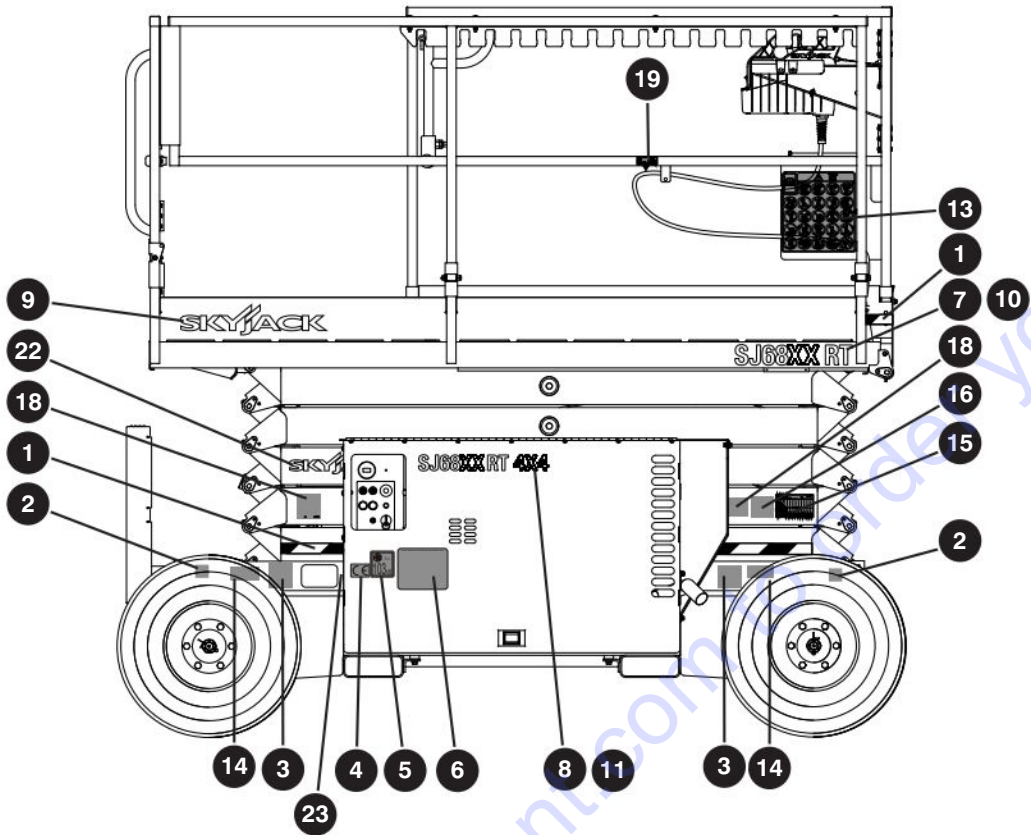
- Serial numbers
- Caution tape
- Platform capacities
- Tire pressures
- Model designations
- Special options

Provide the model number, country and language when ordering complete label kits.

Model	Standard	Part Number
SJ6826 RT and SJ6832 RT	ANSI/CSA	231203
	KC	231202



9.2 Labels - Right and Left



M66546AA

213559AA

220

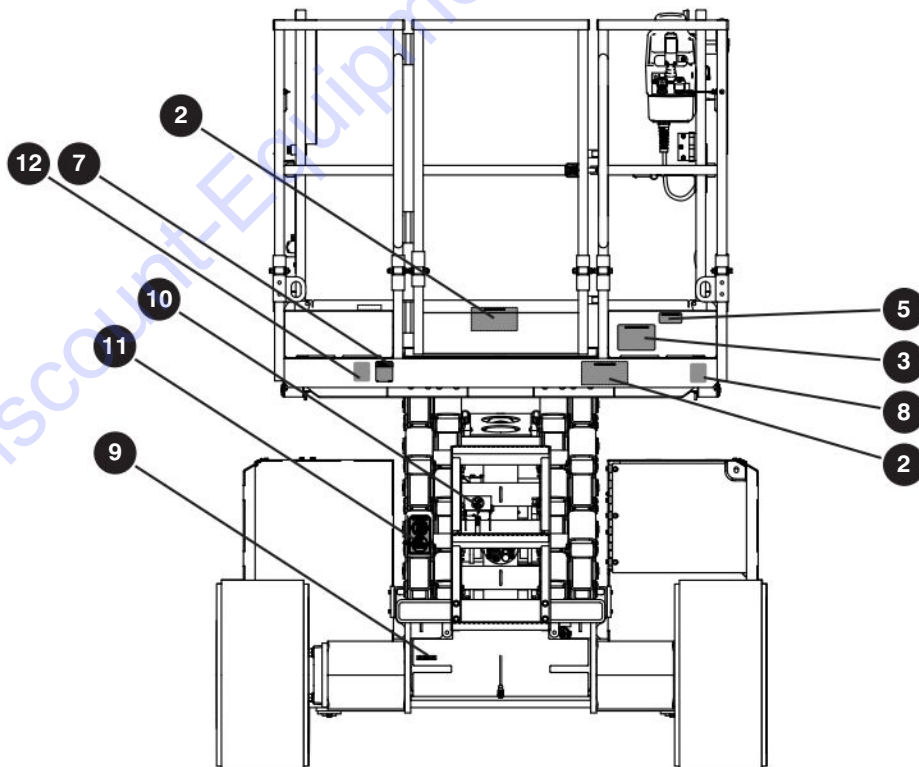
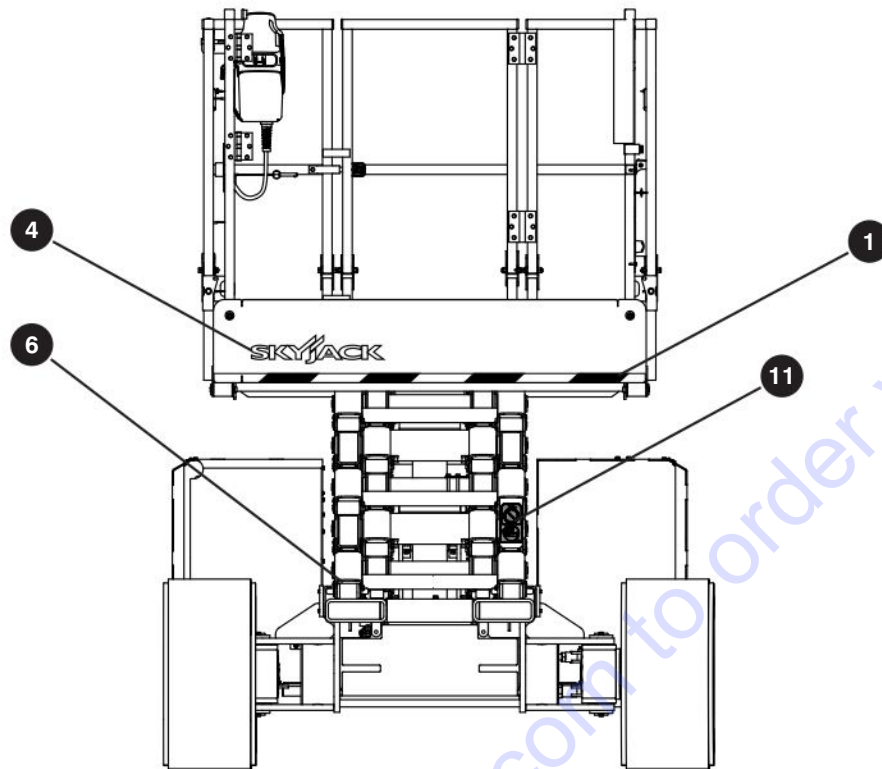
SJ6826 RT, SJ6832 RT

SKYJACK

9.2 Labels - Right and Left

Index No.	Skyjack Part No.	Qty.	Description
1	119803	321"	LABEL, Tape Caution 1" Wide
2	138123	4	LABEL, Wheel Load 1635 kg/3600 lb - ANSI/CSA, CE, AS
	132736	4	LABEL, Wheel Load 1860 kg/4100 lb - ANSI/CSA, CE, AS, KC
3	142384	4	LABEL, Tires foam fill only
4	117023	2	LABEL, CE mark - CE
5	128226	2	LABEL, Sound Level 103 decibel - CE, AS, KC
6	161631	2	LABEL, Clearance power lines - AS
7	159520	2	LABEL, SJ6826 RT White - SJ6826 RT
8	164700	2	LABEL, SJ6826 RT 4X4 White - SJ6826 RT
9	158554	3	LABEL, Skyjack logo white 20"
10	159523	2	LABEL, SJ6832 RT White - SJ6832 RT
11	163861	2	LABEL, SJ6832 RT 4X4 White - SJ6832 RT
12	172939	1	LABEL, Emergency Lowering Information
13	172677	1	LABEL, Danger Hazards
14	124631	4	LABEL, Wheel Info
15	172656	1	LABEL, Annual Inspection
16	172695	1	LABEL, Warning Annual Inspection
17	172935	1	LABEL, Towing/Pushing procedure
18	139855	4	LABEL, "Keep Clear" pictorial
19	172927	1	LABEL, Platform control cable pin
20	172705	2	LABEL, Platform extension pin
21	173592	2	LABEL, E-Lowering procedure
22	158536	2	LABEL, Skyjack logo white 17"
23	172629	1	LABEL, Manufactured month/year

9.3 Labels - Front and Back



M66547AA

213559AA

222

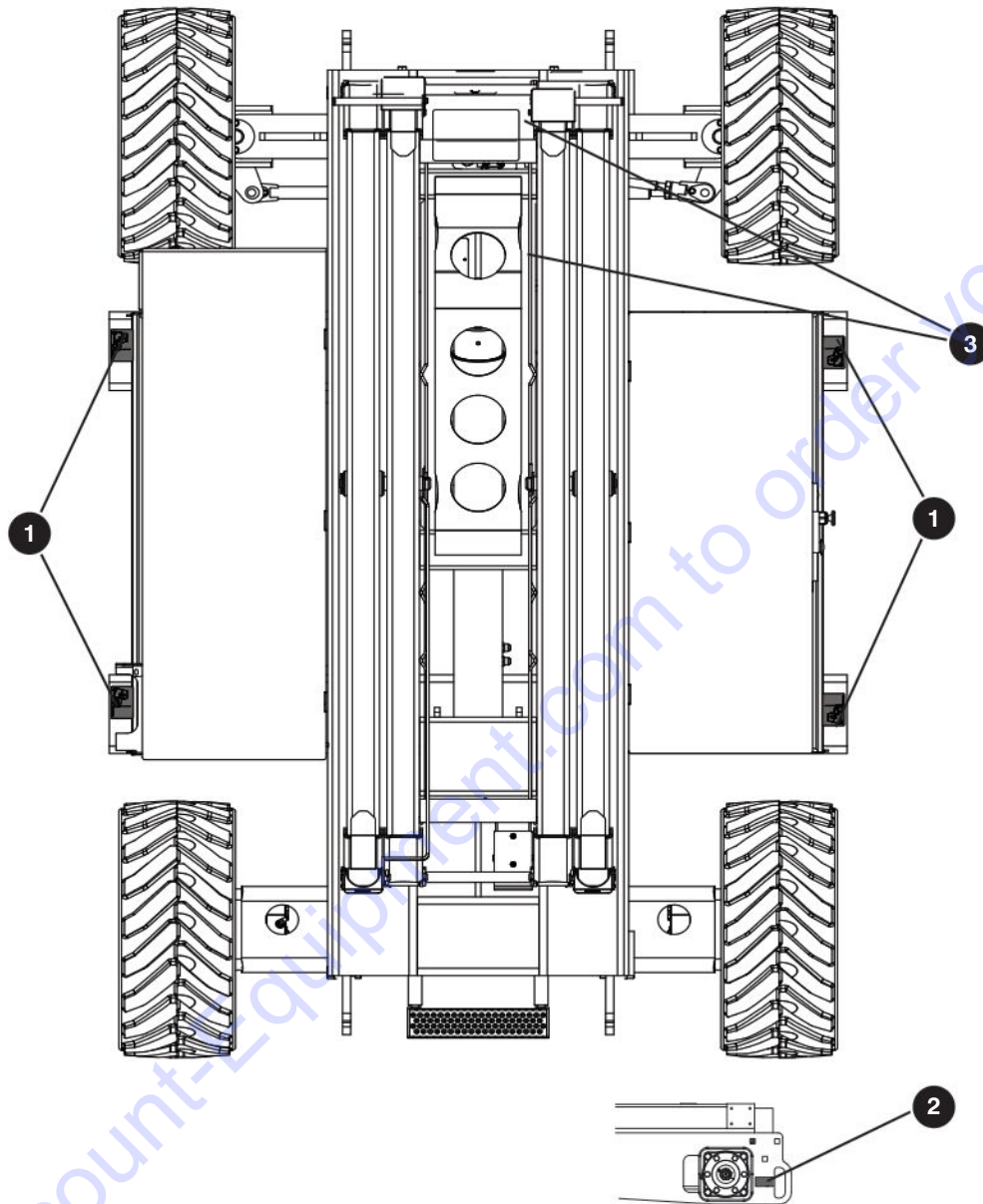
SJ6826 RT, SJ6832 RT

SKYJACK

9.3 Labels - Front and Back

Index No.	Skyjack Part No.	Qty.	Description
1	119803	321"	LABEL, Tape Caution 1" Wide
2	223608	2	LABEL, Platform Capacity 1250 (950/300) 4P - ANSI/CSA, CE, AS
	223610	2	LABEL, Platform Capacity 1000 (700/300) 4P
3	161631	2	LABEL, Clearance Power Lines - AS
4	158554	3	LABEL, Skyjack logo white 20"
5	173081	1	LABEL, Warning California Proposition 65 - ANSI/CSA
6	127711	1	LABEL, Maintenance Bar
7	158912	1	LABEL, Daily Maintenance Checklist
8	124362	1	LABEL, Warning! Do not wear jewelry
9	138211	2	LABEL, Connect AC Supply pictorial
10	156613	1	LABEL, Do not alter Limit Switches
11	172928	2	LABEL, Deploy Maintenance Bars
12	172693	1	LABEL, No Insulation

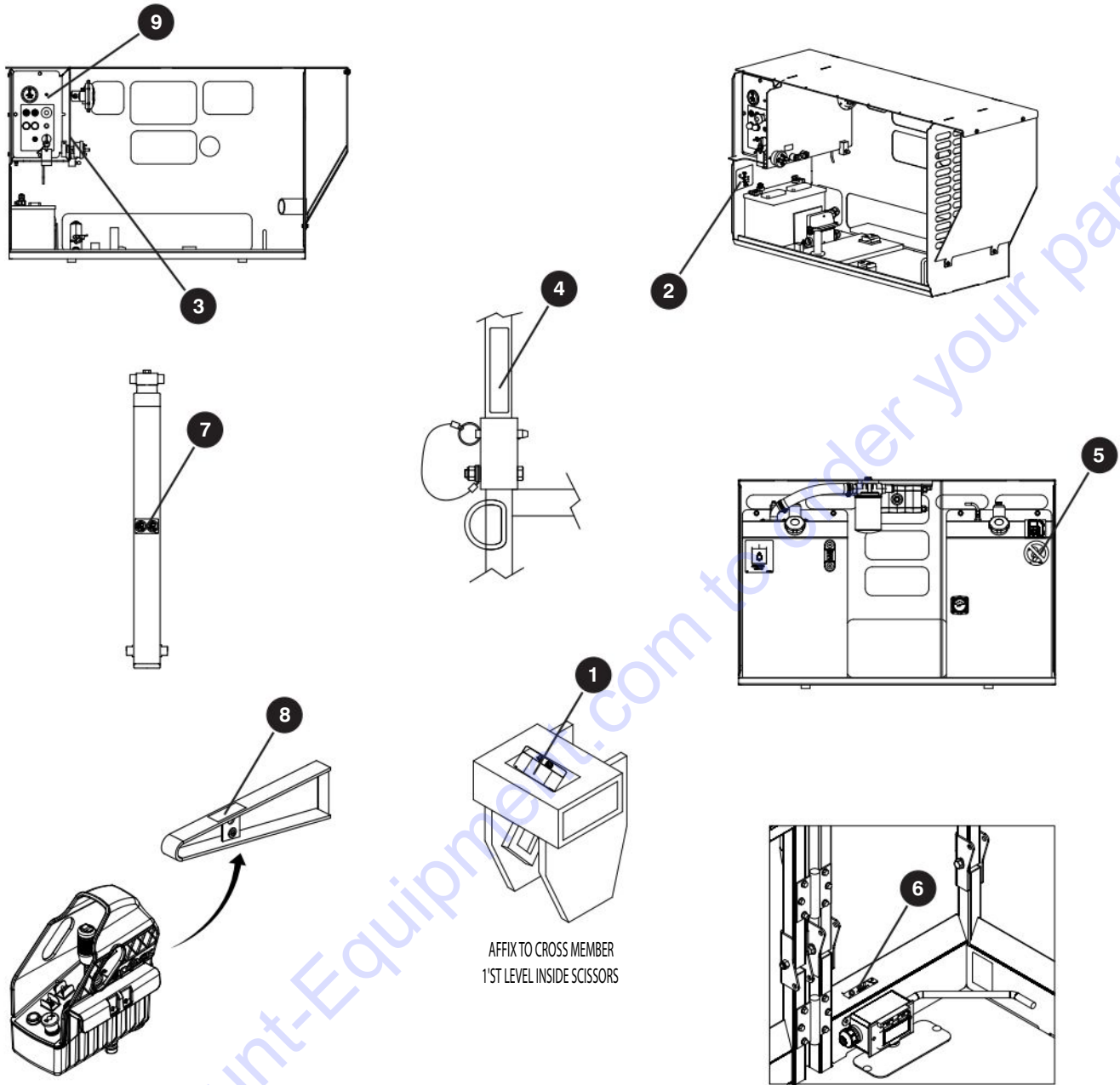
9.4 Labels - Top



M66548AA

Index No.	Skyjack Part No.	Qty.	Description
1	102896	4	LABEL, Forklift boot pictorial
2	124767	4	LABEL, Lift point / Tie down pictorial
3	172678	1	LABEL, Maintenance bar procedure

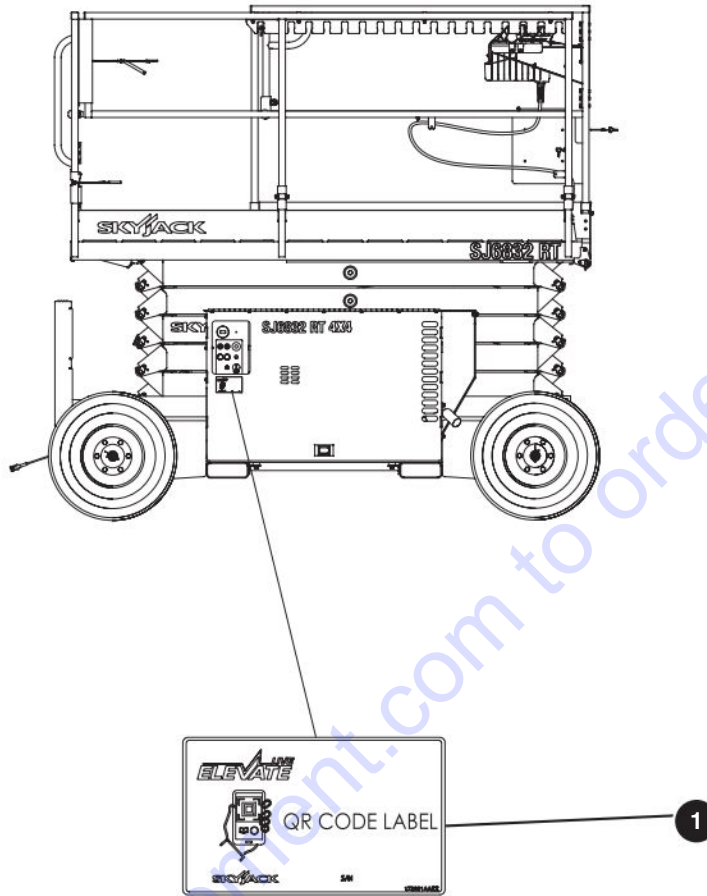
9.5 Labels - Miscellaneous



M6654AA

Index No.	Skyjack Part No.	Qty.	Description
1	160059	1	LABEL, Emergency Lowering
2	128827	1	LABEL, Warning Fuse Pictorial
3	119674	1	LABEL, Battery Disconnect Switch pictorial
4	138132	1	LABEL, Falling Hazard for Railings
5	138146	1	LABEL, No Smoking pictorial
6	138211	1	LABEL, Connect AC supply pictorial
7	157792	1	LABEL, Equipped with Orifice pictorial
8	172632	1	LABEL, Control Box Location
9	169937	1	LABEL, Positive Air Shut-Off

9.6 Labels - QR Code



CONTACT DISCOUNT-EQUIPMENT WITH MACHINE SERIAL NUMBER FOR QR CODE

M172622_68RT

Index No.	Skyjack Part No.	Qty.	Description
1	172621	1	LABEL, QR Code

PARTS FINDER

**Search Website
by Part Number**



**Search Manual
Library For Parts
Manual & Lookup Part
Numbers – Purchase
or Request Quote**

Search Manuals

Enter your information to help us find the right parts manual for your machine.

* Brand:

* Model:

* Serial:

* Part Number:

SEARCH

**Can't Find Part or
Manual? Request Help
by Manufacturer,
Model & Description**

Parts Order Form

Please fill in the following information to help us find the right part for your machine.

Manufacturer:	<input type="text"/>
Model:	<input type="text"/>
Description:	<input type="text"/>
Part Number:	<input type="text"/>
Quantity:	<input type="text"/>
Notes:	<input type="text"/>

Submit

Discount-Equipment.com is your online resource for quality parts & equipment.

Florida: **561-964-4949** Outside Florida TOLL FREE: **877-690-3101**

Need parts?

Click on this link: <http://www.discount-equipment.com/category/5443-parts/> and choose one of the options to help get the right parts and equipment you are looking for. Please have the machine model and serial number available in order to help us get you the correct parts. If you don't find the part on the website or on one of the online manuals, please fill out the request form and one of our experienced staff members will get back to you with a quote for the right part that your machine needs.

We sell worldwide for the brands: Genie, Terex, JLG, MultiQuip, Mikasa, Essick, Whiteman, Mayco, Toro Stone, Diamond Products, Generac Magnum, Airman, Haulotte, Barreto, Power Blanket, Nifty Lift, Atlas Copco, Chicago Pneumatic, Allmand, Miller Curber, Skyjack, Lull, Skytrak, Tsurumi, Husquvarna Target, Stow, Wacker, Sakai, Mi-T-M, Sullair, Basic, Dynapac, MBW, Weber, Bartell, Bennar Newman, Haulotte, Ditch Runner, Menegotti, Morrison, Contec, Buddy, Crown, Edco, Wyco, Bomag, Laymor, EZ Trench, Bil-Jax, F.S. Curtis, Gehl Pavers, Heli, Honda, ICS/PowerGrit, IHI, Partner, Imer, Clipper, MMD, Koshin, Rice, CH&E, General Equipment, Amida, Coleman, NAC, Gradall, Square Shooter, Kent, Stanley, Tamco, Toku, Hatz, Kohler, Robin, Wisconsin, Northrock, Oztec, Toker TK, Rol-Air, APT, Wylie, Ingersoll Rand / Doosan, Innovatech, Con X, Ammann, Mecalac, Makinex, Smith Surface Prep, Small Line, Wanco, Yanmar