



# Parts Manual

Vertical Mast Series

Part No. 155184AD April 2013

**This manual is based on Serial Number(s):**

SJ 12 14,001,105 & Below

Please refer to the website ([www.discount-equipment.com](http://www.discount-equipment.com)) for older Serial Numbers.

Go to [Discount-Equipment.com](http://Discount-Equipment.com) to order your parts

# PARTS FINDER

**Search Website  
by Part Number**



**Search Manual  
Library For Parts  
Manual & Lookup Part  
Numbers – Purchase  
or Request Quote**

**Search Manuals**

Enter your information to help us find the right parts manual for your machine.

\* Brand:

\* Model:

\* Serial:

\* Part Number:

SEARCH

**Can't Find Part or  
Manual? Request Help  
by Manufacturer,  
Model & Description**

**Parts Order Form**

Please fill in the following information to help us find the right part for your machine.

Manufacturer:	<input type="text"/>
Model:	<input type="text"/>
Description:	<input type="text"/>
Part Number:	<input type="text"/>
Quantity:	<input type="text"/>
Notes:	<input type="text"/>

Submit

Discount-Equipment.com is your online resource for quality parts & equipment.

Florida: **561-964-4949** Outside Florida TOLL FREE: **877-690-3101**

**Need parts?**

Click on this link: <http://www.discount-equipment.com/category/5443-parts/> and choose one of the options to help get the right parts and equipment you are looking for. Please have the machine model and serial number available in order to help us get you the correct parts. If you don't find the part on the website or on one of the online manuals, please fill out the request form and one of our experienced staff members will get back to you with a quote for the right part that your machine needs.

We sell worldwide for the brands: Genie, Terex, JLG, MultiQuip, Mikasa, Essick, Whiteman, Mayco, Toro Stone, Diamond Products, Generac Magnum, Airman, Haulotte, Barreto, Power Blanket, Nifty Lift, Atlas Copco, Chicago Pneumatic, Allmand, Miller Curber, Skyjack, Lull, Skytrak, Tsurumi, Husquvarna Target, Stow, Wacker, Sakai, Mi-T-M, Sullair, Basic, Dynapac, MBW, Weber, Bartell, Bennar Newman, Haulotte, Ditch Runner, Menegotti, Morrison, Contec, Buddy, Crown, Edco, Wyco, Bomag, Laymor, EZ Trench, Bil-Jax, F.S. Curtis, Gehl Pavers, Heli, Honda, ICS/PowerGrit, IHI, Partner, Imer, Clipper, MMD, Koshin, Rice, CH&E, General Equipment, Amida, Coleman, NAC, Gradall, Square Shooter, Kent, Stanley, Tamco, Toku, Hatz, Kohler, Robin, Wisconsin, Northrock, Oztec, Toker TK, Rol-Air, APT, Wylie, Ingersoll Rand / Doosan, Innovatech, Con X, Ammann, Mecalac, Makinex, Smith Surface Prep, Small Line, Wanco, Yanmar

# Vertical Mast Series Parts Manual

## General

The information contained in this section is designed to aid the user in locating and identifying replacement parts. Component parts of various assemblies and sub-assemblies comprising the work platform are illustrated and accompanied by a descriptive parts list. Exploded drawings are used to show relative location of component parts in disassembly order. If a part cannot be found in this section, order by work platform model number and serial number, giving a complete description of the part.

## Parts Ordering Information

When ordering replacement parts, the complete part number and description should be used to ensure proper identification and delivery of the desired item. This complete identification should also be used when requesting equipment information.

## Method of Listing

Parts are listed in order according to the reference number shown in the illustration, followed by a full description based upon the "NOUN FIRST" method. That is, the noun name of the part is listed first, then the modifying description information which serves to specifically identify the item. For example: PIN, Clevis. Assemblies or groups are shown at the beginning of a parts list and are identified with the letter references A, B, C, etc. Individual parts in these lists have corresponding letters after their description to identify which assembly or group it is used in. Individual parts without identifying letters are used in all the assemblies or group shown at the beginning of the parts list. Descriptions preceded with an (•) indicates a serviceable component or attaching hardware for the higher level assembly. If

an index number initially starts with the letter "K", for example "K1", means it's a kit. Any item(s) included in a kit will not have an index number.

## Quantities (Units Per Assy.)

The quantities of each part that are required to complete the assembly. If quantity is (AR), it is understood that the quantity may vary when machine is equipped with certain options. Order quantity as needed.

## Hardware

Standard screws, washers, nuts, etc. are not identified by a reference number. These parts are known as COMMON HARDWARE items and appear indented under the major items with which they are used. They should be ordered separately as listed, since they are not component parts of the pieces they attach to.

## How to Order Repair Parts

1. Address all orders to discount-equipment.
2. Specify model and serial number of the work platform (found on the serial number plate).
3. List the quantity needed.
4. List the length needed (if bulk item).
5. List the part number and description as shown in this manual for each item.
6. Show billing and shipping address and name of individual if possible.
7. Suggest best routing.

CUSTOMER \_\_\_\_\_

DEALER \_\_\_\_\_

MODEL NUMBER \_\_\_\_\_

SERIAL NUMBER \_\_\_\_\_

DATE PURCHASED \_\_\_\_\_

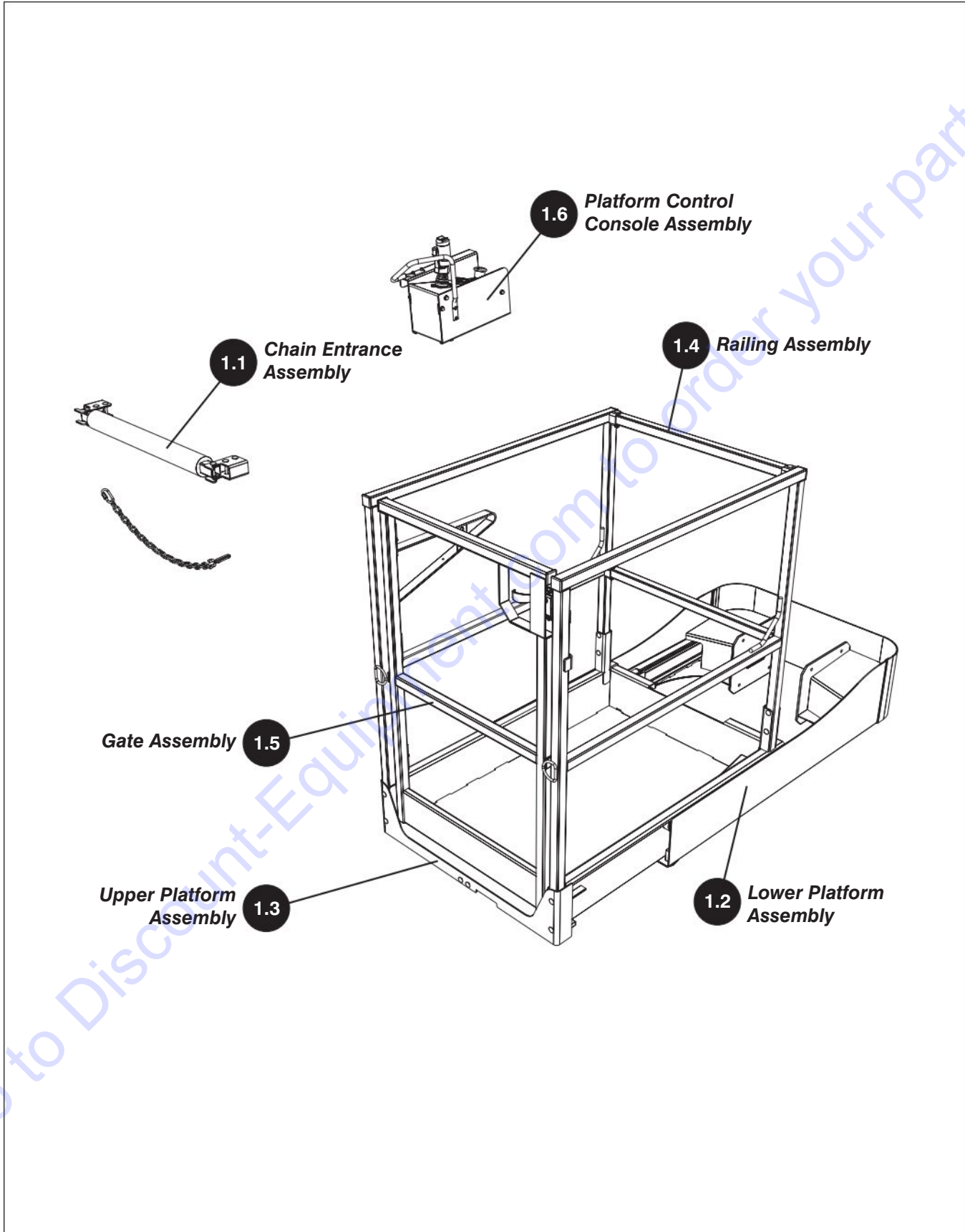
## Table of Contents

<b>PLATFORM RELATED PARTS .....</b>	<b>1.0</b>
Chain Entrance Assembly .....	1.1
Lower Platform Assembly .....	1.2
Upper Platform Assembly .....	1.3
Railing Assembly .....	1.4
Gate Assembly .....	1.5
Platform Control Console Assembly .....	1.6
Controller Assembly .....	1.7
Platform Control Cable Assembly .....	1.8
Platform Limit Switch Assembly .....	1.9
<b>MAST RELATED PARTS.....</b>	<b>2.0</b>
Mast 1 Assembly.....	2.1
Mast 2 Assembly.....	2.2
Mast 3 Assembly.....	2.3
Mast 4 Assembly.....	2.4
Cable and Chain Assembly .....	2.5
Mast Lift Cylinder Assembly .....	2.6
Lift Cylinder .....	2.7
Mast Electrical Assembly.....	2.8
<b>BASE RELATED PARTS.....</b>	<b>3.0</b>
Base Cover Assembly .....	3.1
Base Assembly .....	3.2
Pothole Protection Assembly .....	3.3
Brake Manifold Assembly .....	3.4
Main Manifold Assembly .....	3.5
Drive and Steer Assembly .....	3.6
Steer Speed Valve Assembly .....	3.7
Steer Cylinder Assembly .....	3.8
Wheel Motor and Brake Assembly .....	3.9
Powerpack Assembly .....	3.10
Battery Charger Assembly.....	3.11
Base Electrical Components .....	3.12
Hydraulic Hose Connections.....	3.13
Base Control Centre Assembly .....	3.14
Terminal Strip Assembly .....	3.15
Horn and Hour Meter Assembly.....	3.16
Main Harness Assembly .....	3.17
Steer Speed Harness .....	3.18
Battery Assembly.....	3.19
Wheel Assembly .....	3.20
<b>OPTIONAL EQUIPMENT .....</b>	<b>4.0</b>
Tool Tray Assembly.....	4.1
Biodegradeable Hydraulic Oil Option .....	4.2

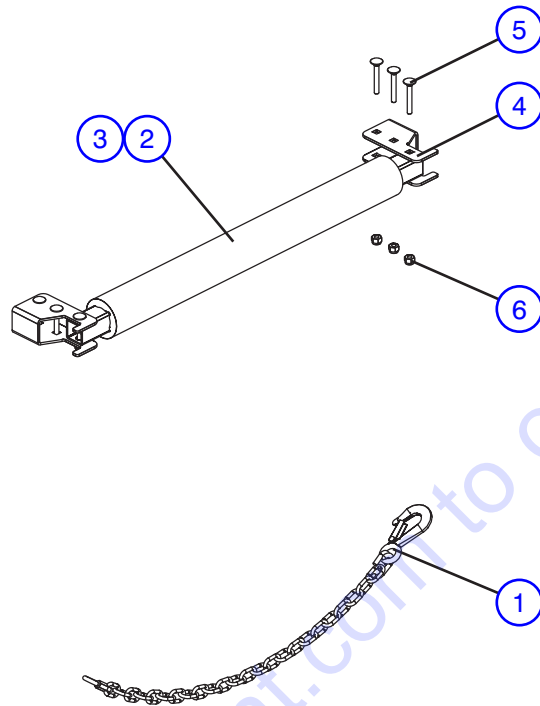
## Table of Contents (Continued)

<b>LABELS</b> .....	<b>5.0</b>
Label Kits .....	5.1
Labels - Vertical Mast (Left View).....	5.2
Labels - Vertical Mast (Right View).....	5.3
Labels - Vertical Mast (Rear View).....	5.4
Labels - Vertical Mast (Front View).....	5.5
Labels - Vertical Mast (Base View).....	5.6
Labels - Platform Control Console .....	5.7
Labels - Miscellaneous .....	5.8
<b>TABLES</b> .....	<b>6.0</b>
Standard Hose Numbering System .....	6.1
Vertical Mast Fluids Table .....	6.2

Go to Discount-Equipment.com to order your parts



# Chain Entrance Assembly

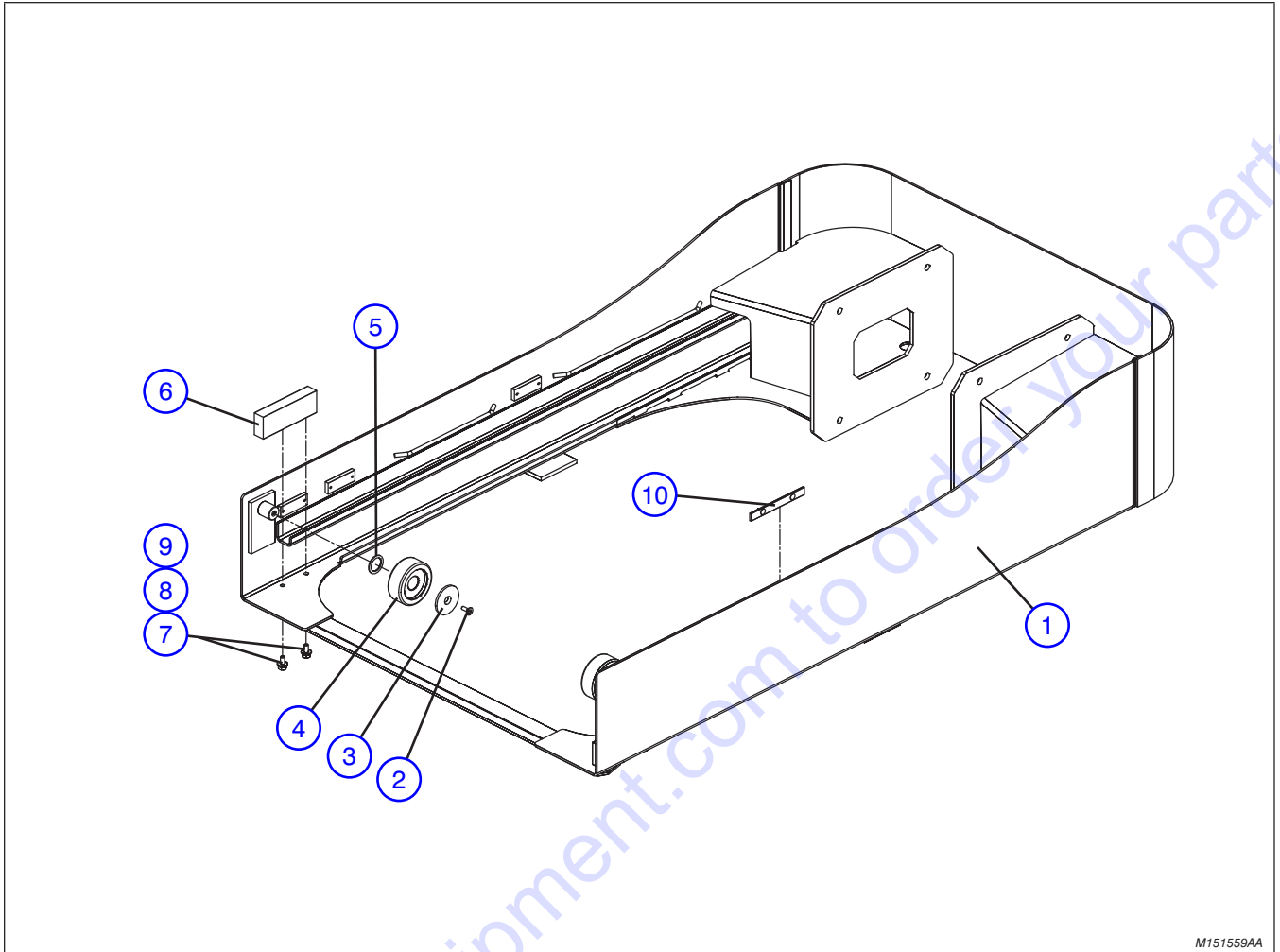


M156484AB

Index No.	Skyjack Part No.	Qty.	Description
-	156484	-	CHAIN ENTRANCE ASSEMBLY (ANSI/CSA)
1	106893	1	• CHAIN
2	151478	1	• TUBE, Railing (Center)
3	125691	1	• PADDING, Tube
4	156486	2	• MOUNT, Top rail
5	127437	6	• BOLT, Carriage (5/16"-18 x 2", Grade 5)
6	103984	6	• NUT, Hex nylon lock (5/16"-18, Grade 5)



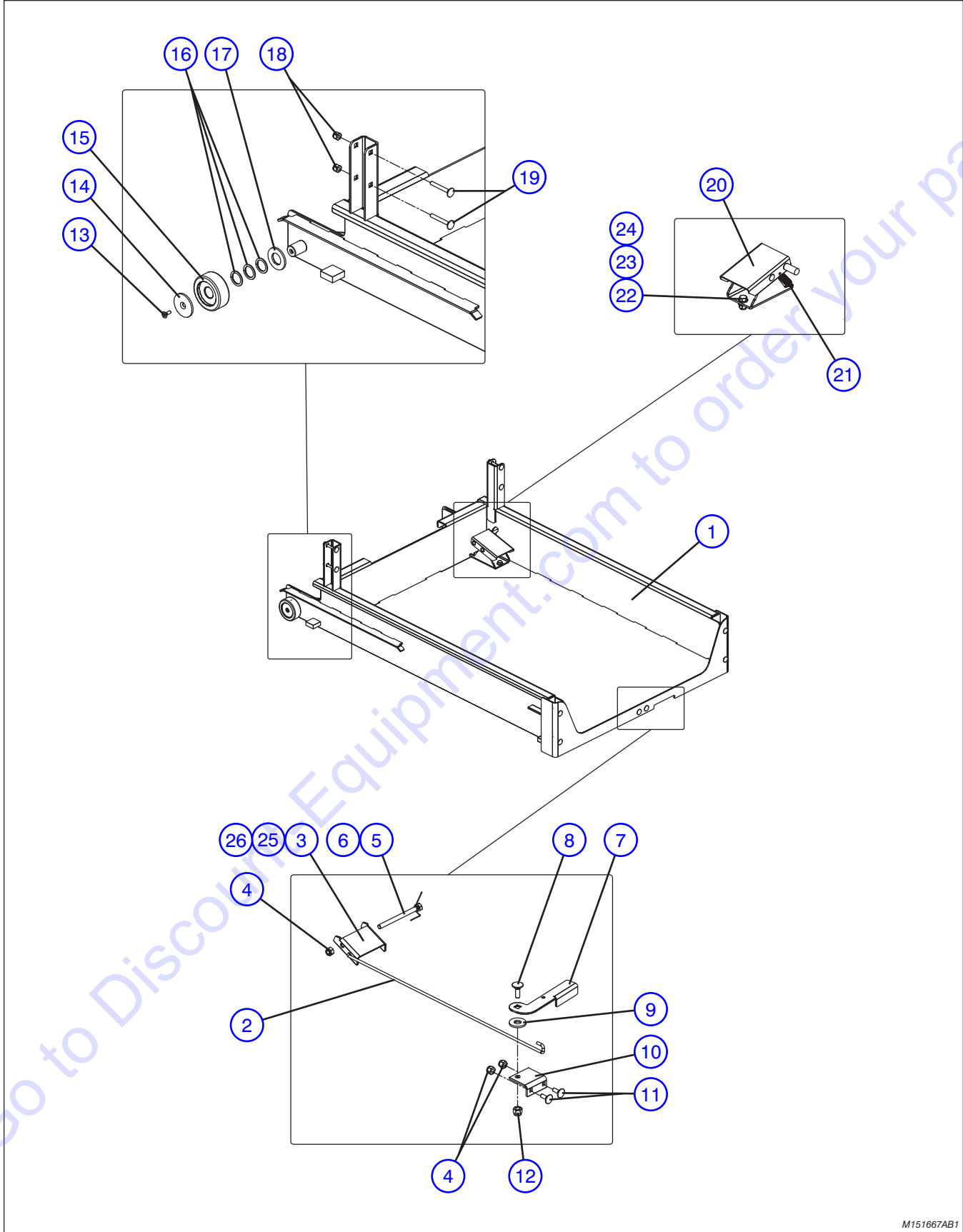
## Lower Platform Assembly



M151559AA

Index No.	Skyjack Part No.	Qty.	Description
-	151559	1	LOWER PLATFORM ASSEMBLY
1	151561	1	• WELDMENT, Lower platform
2	110853	2	• SCREW, Flat head cap (1/4"-20 x 5/8", Grade 5)
3	151650	2	• RETAINER, Washer
4	151677	2	• ROLLER (2.75" OD x 7/8" ID x 1.051")
5	116621	2	• SHIM (0.063")
6	156847	2	• BAR, Platform stop
7	103473	4	• BOLT, Hex head (3/8"-16 x 1", Grade 5)
8	103999	4	• WASHER, Lock (3/8")
9	103472	4	• WASHER, Flat (3/8")
10	151671	1	BLOCKER PLATE ASSEMBLY (16 in. extension platform)
-	151670	1	• PLATE
-	119945	2	• RIVET, Pop

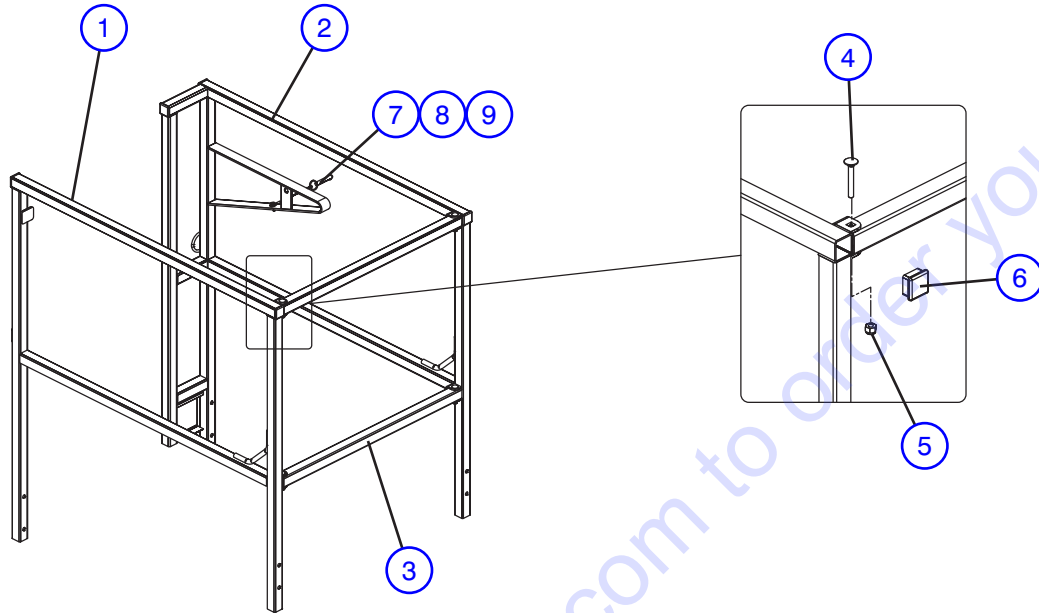
# Upper Platform Assembly



M151667AB1

Index No.	Skyjack Part No.	Qty.	Description
<b>A</b>	151667	1	UPPER PLATFORM ASSEMBLY (16 in. extension)
<b>B</b>	151550	1	UPPER PLATFORM ASSEMBLY (20 in. extension)
1	151536	1	• WELDMENT, Platform
-	151668	1	• SERVICE LOCK ASSEMBLY, <b>A</b>
-	151672	1	• SERVICE LOCK ASSEMBLY, <b>B</b>
2	151623	1	• • ROD, <b>A</b>
	151621	1	• • ROD, <b>B</b>
3	151620	1	• • STRIKER
4	103984	3	• • NUT, Hex nylon lock (5/16"-18, Grade 5)
5	103882	1	• • BOLT, Hex head (5/16"-18 x 4", Grade 5)
6	156551	1	• • SPRING
7	151619	1	• • HANDLE
8	111804	1	• • BOLT, Carriage (3/8"-16 x 1", Grade 5)
9	103468	1	• • WASHER, Flat (1/2" SAE AA)
10	151618	1	• • MOUNT
11	110814	2	• • BOLT, Carriage (5/16"-18 x 3/4", Grade 5)
12	104606	1	• • NUT, Hex nylon lock (3/8"-16, Grade 5)
13	110853	2	• SCREW, Flat head cap (1/4"-20 x 5/8", Grade 5)
14	151650	2	• RETAINER, Washer
15	151677	2	• ROLLER (2.75" OD x 7/8" ID x 1.051")
16	116621	6	• SHIM (0.063")
17	131853	2	• WASHER, Flat (7/8")
18	103984	8	• NUT, Hex nylon lock (5/16"-18, Grade 5)
19	127437	8	• BOLT, Carriage (5/16"-18 x 2", Grade 5)
-	151563	1	• FOOT PEDAL ASSEMBLY
20	151562	1	• • WELDMENT, Foot pedal
21	157133	1	• • SPRING
22	103887	1	• • BOLT, Hex head (5/16"-18 x 3/4", Grade 5)
23	103996	2	• • WASHER, Flat (5/16")
24	103984	1	• • NUT, Hex head lock (5/16"-18, Grade 5)
25	120094	2	• SCREW, Round head ( 10-32 x 0.625")
26	104003	2	• NUT, Hex head (10-32)

## Railing Assembly

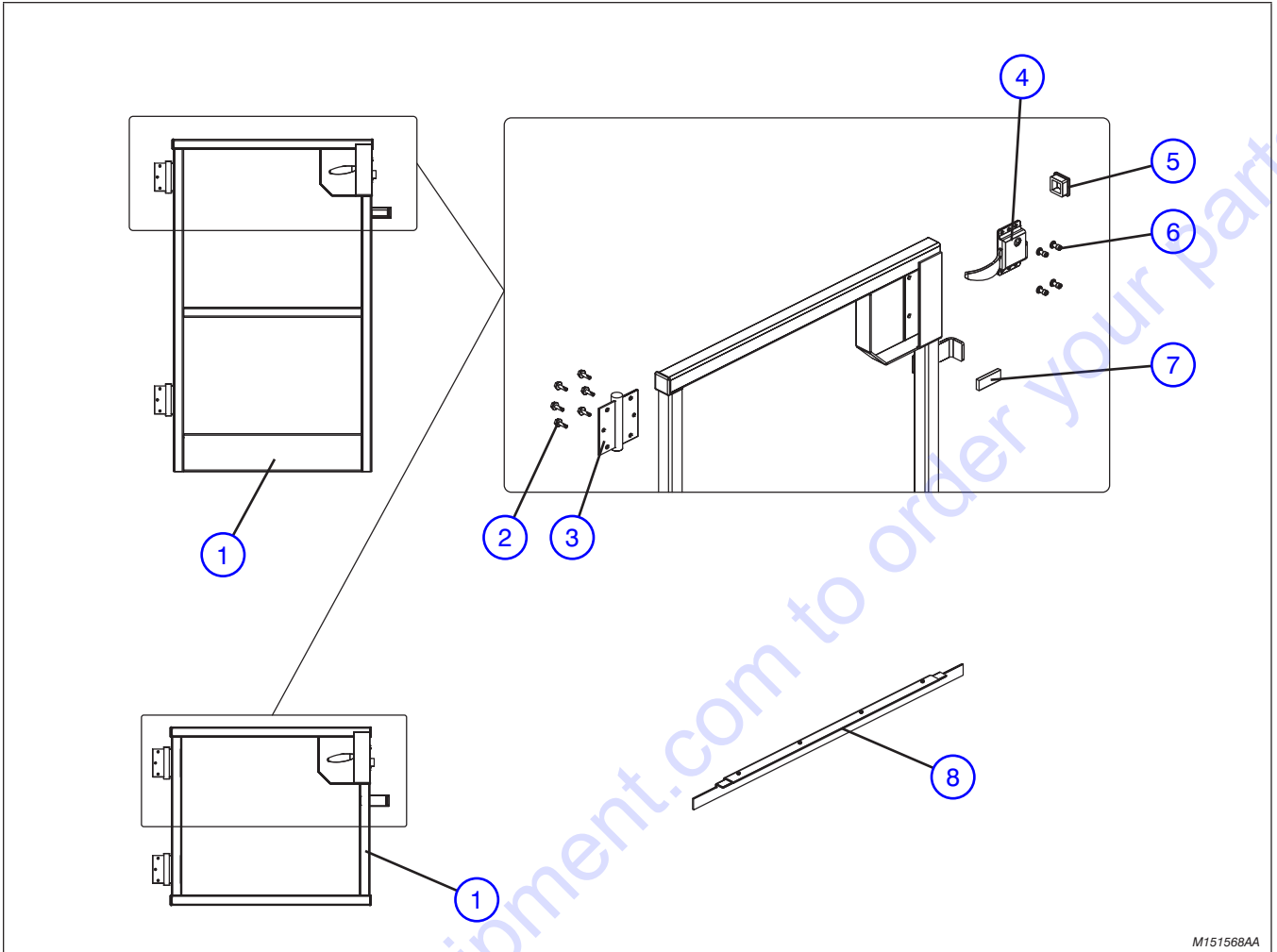


M156578AA

Index No.	Skyjack Part No.	Qty.	Description
<b>A</b>	156578	-	RAILING ASSEMBLY
<b>B</b>	151543	-	RAILING ASSEMBLY ( <b>Chain gate</b> )
1	151540	1	• WELDMENT, Railing (Left hand)
2	156579	1	• WELDMENT, Railing (Right hand - Control box side), <b>A</b>
	151539	1	• WELDMENT, Railing (Right hand - Control box side), <b>B</b>
3	151478	2	• TUBE, Railing (Center)
4	127437	4	• BOLT, Carriage (5/16"-18 x 2", Grade 5)
5	103984	4	• NUT, Hex nylon lock (5/16"-18, Grade 5)
6	100702	4	• END CAP, Plastic
7	124548	1	• LARGE LOOP PIN QUICK RELEASE ASSEMBLY
8	157173	1	• RIVET (1/4"x 0.49")
9	103995	1	• WASHER, Flat (1/4")

M138730AB

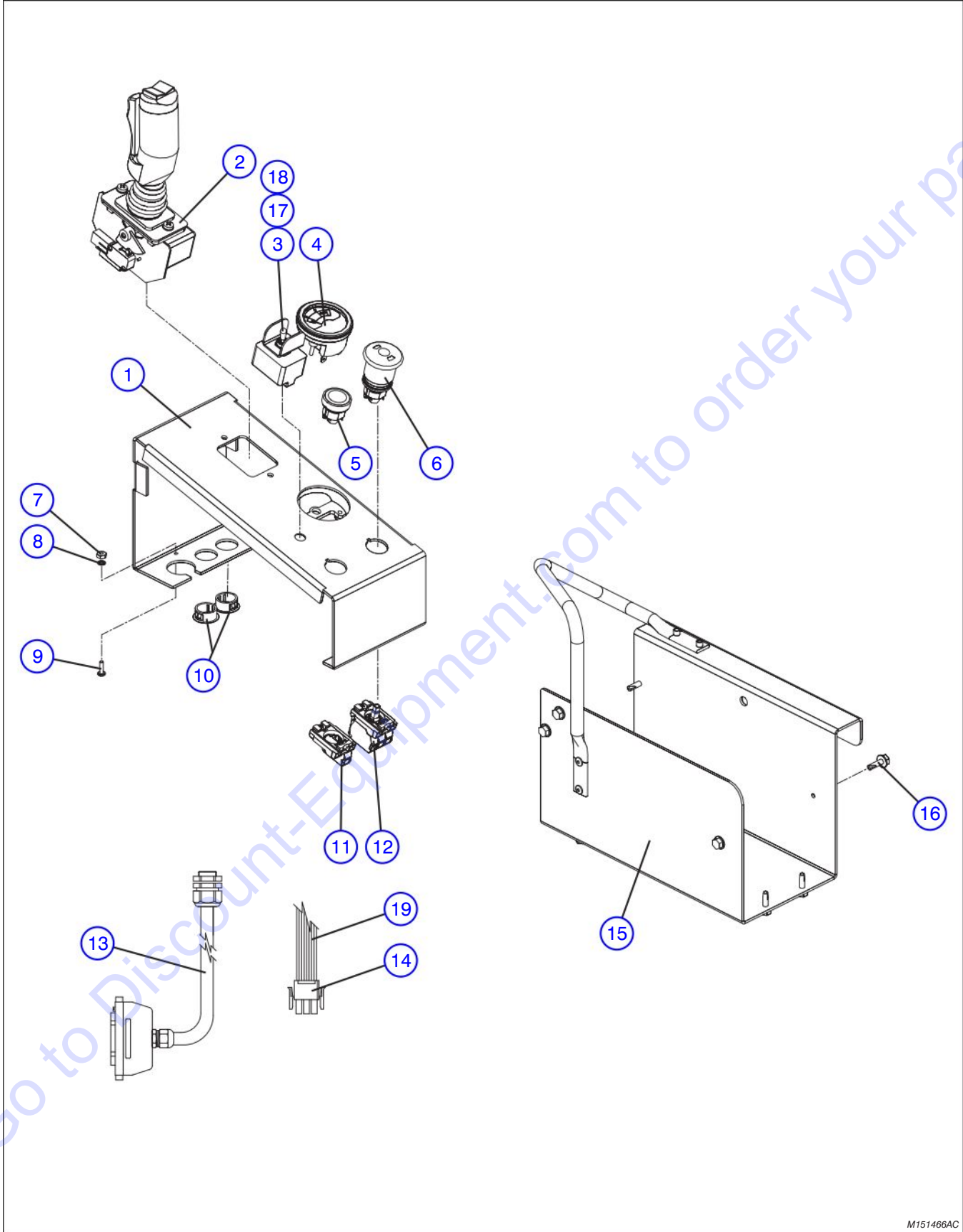
# Gate Assembly



M151568AA

Index No.	Skyjack Part No.	Qty.	Description
<b>A</b>	156582	1	GATE ASSEMBLY (Full gate)
<b>B</b>	156814	1	GATE ASSEMBLY (Half gate) <b>(ANSI/CSA)</b>
<b>1</b>	156583	1	• WELDMENT, Gate, <b>A</b>
	156815	1	• WELDMENT, Gate, <b>B</b>
<b>2</b>	103632	12	• SCREW, Hex head self tapping (1/4"-14 x 3/4")
<b>3</b>	117277	2	• HINGE, Spring
<b>4</b>	138695	1	• LOCK, Gate
<b>5</b>	100702	2	• CAP, Plastic end
<b>6</b>	139641	4	• RIVET, Pop (1/4")
<b>7</b>	125577	1	• BUMPER
<b>8</b>	156487	1	GATE SWEEP ASSEMBLY <b>(CE)</b>

# Platform Control Console Assembly

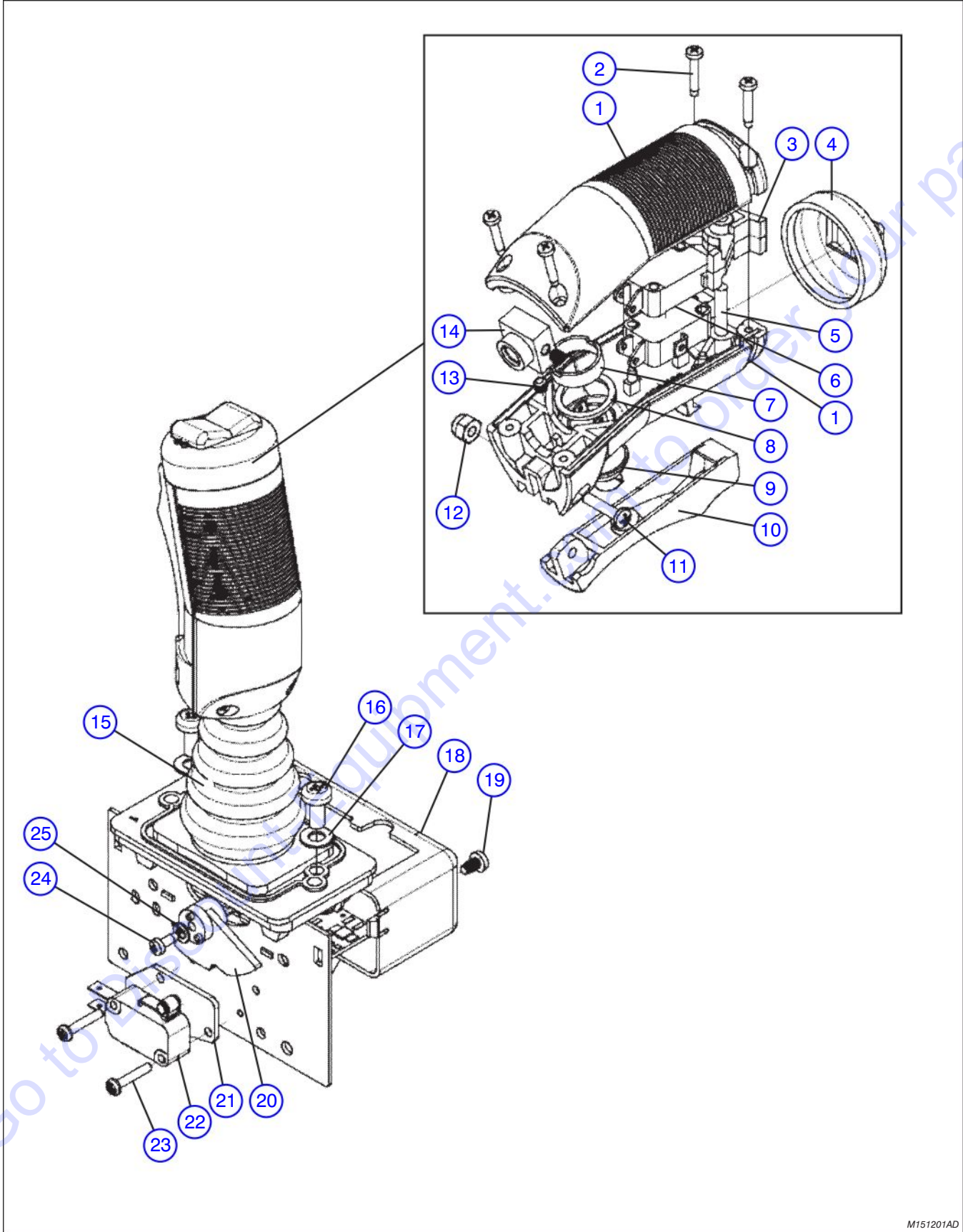


M151466AC

## Platform Control Console Assembly

Index No.	Skyjack Part No.	Qty.	Description
-	151466	-	PLATFORM CONTROL CONSOLE ASSEMBLY (SJ12)
1	156884	1	• CONTROL CONSOLE (Top)
2	(Ref.)	-	• CONTROLLER ASSEMBLY (For components, refer to Page 1.7)
3	116382	1	• SWITCH, Toogle
4	122093	1	• INDICATOR, Battery charge
5	147058	1	• HEAD, Pushbutton (Horn)
6	147051	1	• HEAD, Emergency stop
7	103986	1	• NUT, Hex head (#8-32)
8	112249	1	• WASHER, Lock (#8)
9	103957	1	• SCREW, Round head machine (#8-32 x 1/2")
10	102956	2	• PLUG (7/8")
11	-	-	• SWITCH, Horn
	147056	1	• LATCH
	147054	1	• BLOCK, Contact (N.O.)
12	-	-	• SWITCH, Emergency stop
	147056	1	• LATCH
	147053	2	• BLOCK, Contact (N.C.)
	147061	1	• LED BLOCK, 24V (Red)
13	(Ref.)	-	• CONTROL CABLE ASSEMBLY (16 pin) (For components, refer to Page 1.8)
14	116993	1	• HOUSING, Male connector (9 pin)
15	147373	1	• CONTROL CONSOLE (Bottom)
16	103632	9	• SCREW, Hex head self tapping (1/4"-14 x 3/4")
17	111181	1	• GUARD, Switch
18	144016	1	• SEAL, Bushing
19	119629	1	• RESISTOR (2.7k ohm)

**Controller Assembly**



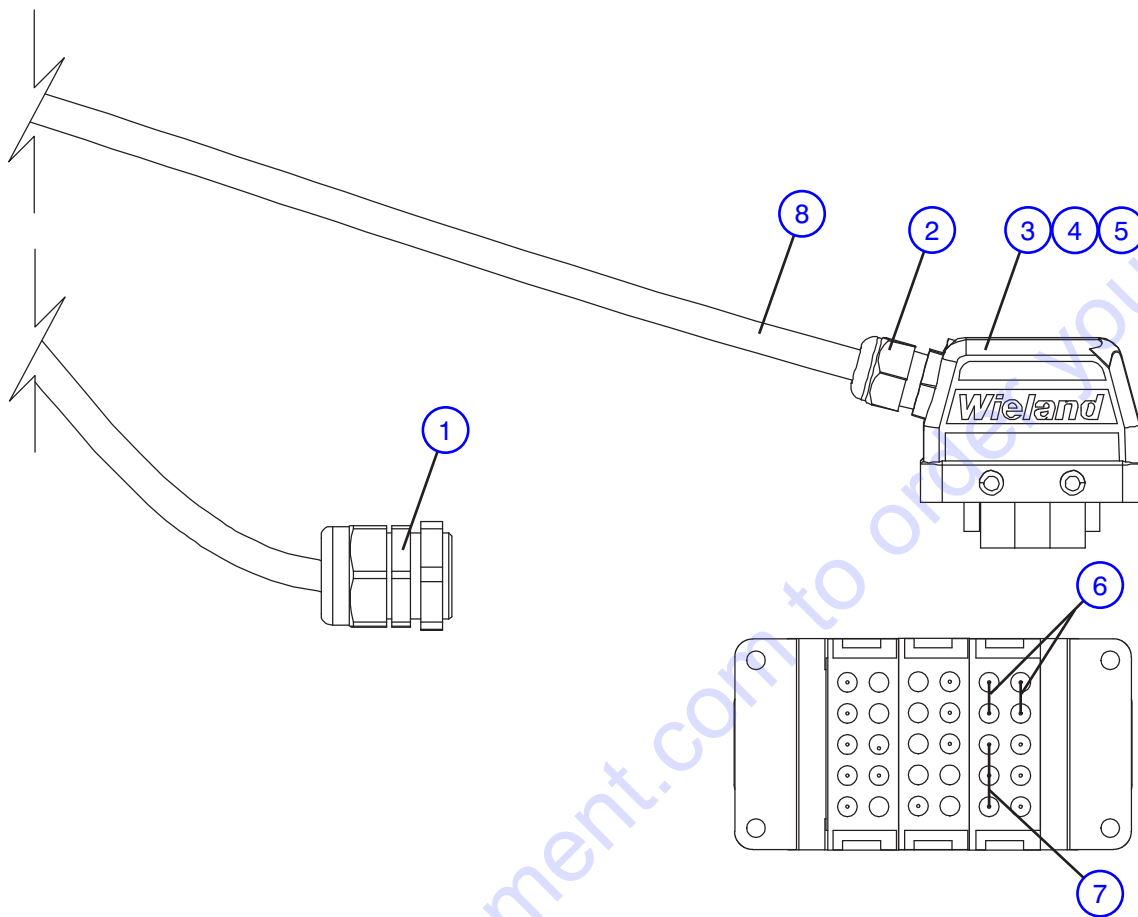
M151201AD



## Controller Assembly

Index No.	Skyjack Part No.	Qty.	Description
-	151201	1	CONTROLLER ASSEMBLY
-	154716	1	• HANDLE ASSEMBLY
1	134112	1	• • KIT, Handle
2	122879	4	• • SCREW
3	154717	1	• • ROCKER
4	122874	1	• • CAP, Rubber
5	141341	1	• • AXEL, Rocker
6	122877	2	• • MICROSWITCH
7	122963	1	• • NUT, Microswitch
8	122965	1	• • GASKET
9	122872	1	• • SWITCH
10	122873	1	• • LEVER
11	154718	1	• • SCREW
12	122964	1	• • NUT
13	122960	2	• • SET SCREW
14	122961	1	• • COUPLING
15	127179	1	• BOOT
16	122846	2	• SCREW
17	122847	2	• WASHER
18	154719	1	• ENCLOSURE
19	156856	1	• SCREW
20	156857	1	• CAM
21	156860	1	• INSULATOR
22	122869	1	• MICROSWITCH
23	156861	2	• SCREW
24	156859	1	• SCREW
25	156858	1	• WASHER

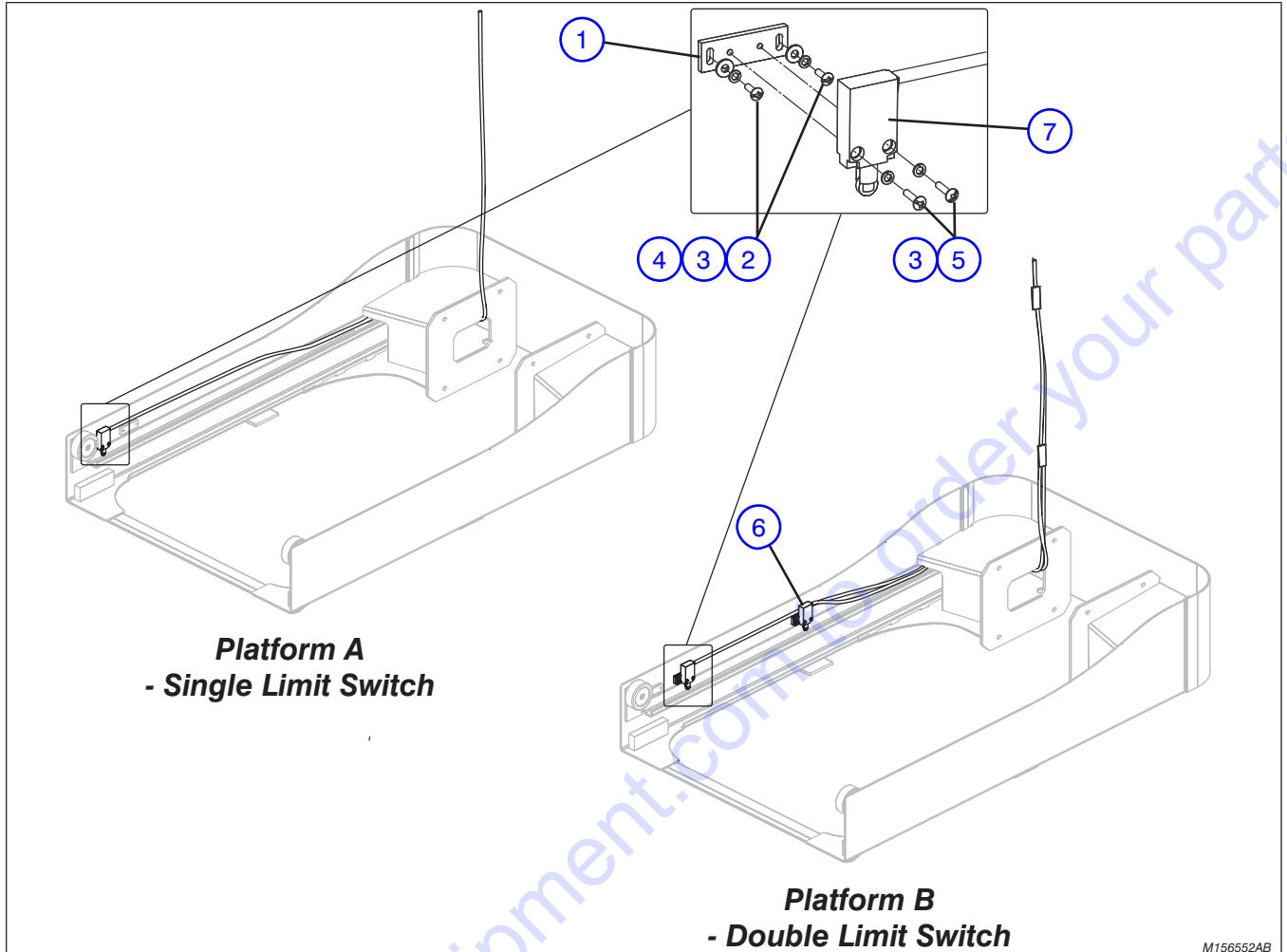
# Platform Control Cable Assembly



M151468AB

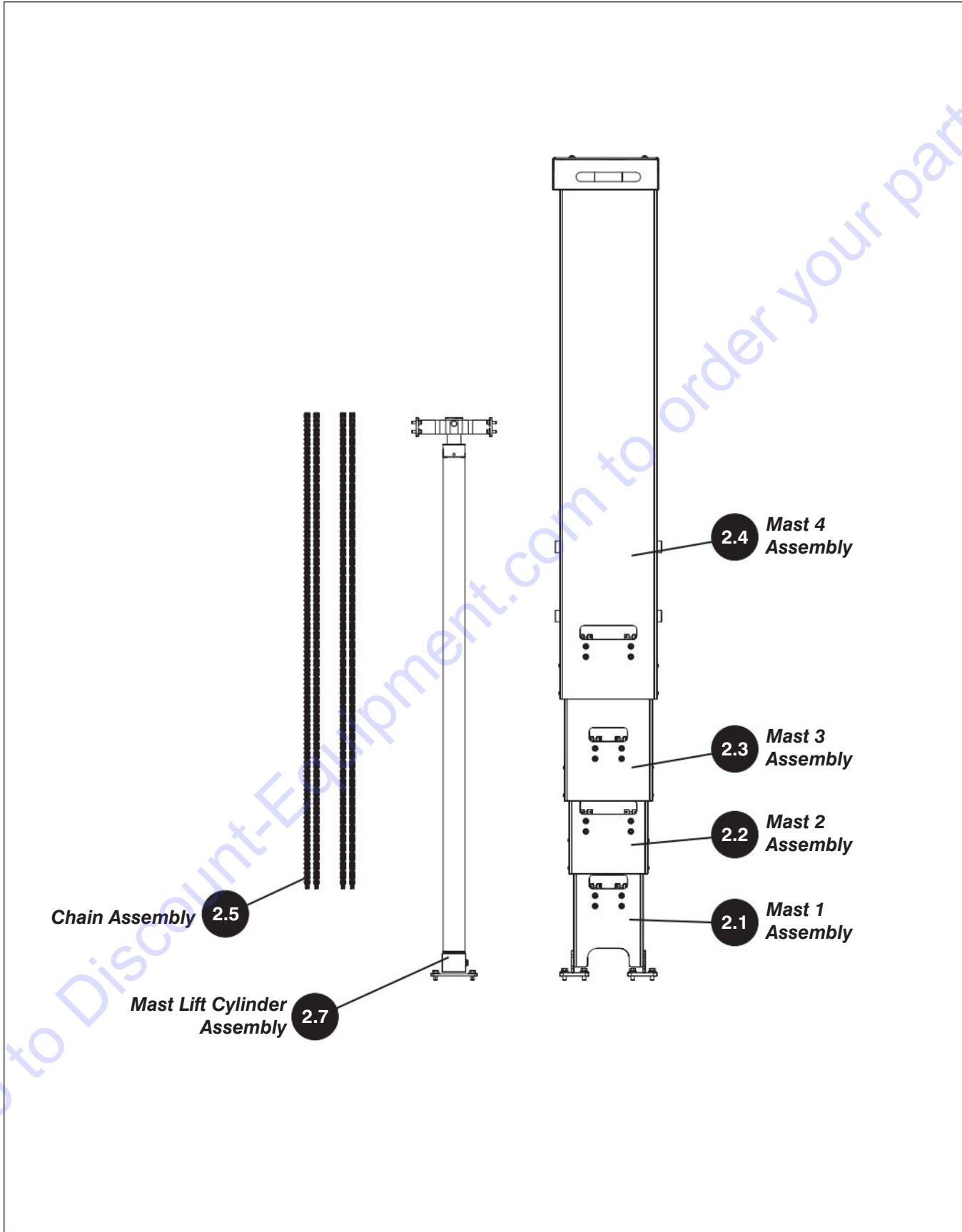
Index No.	Skyjack Part No.	Qty.	Description
-	151468	1	PLATFORM CONTROL CABLE ASSEMBLY
1	300788	1	• STRAIN RELIEF (LTF 21)
2	138373	1	• STRAIN RELIEF (M20)
3	156549	3	• BLOCK, Connector
4	156546	1	• FRAME, Connector
5	156545	1	• HOUSING, Connector
6	156555	2	• JUMPER (2 position)
7	156560	1	• JUMPER (3 position)
8	102887	1	• CABLE, Control (16/15)

## Platform Limit Switch Assembly

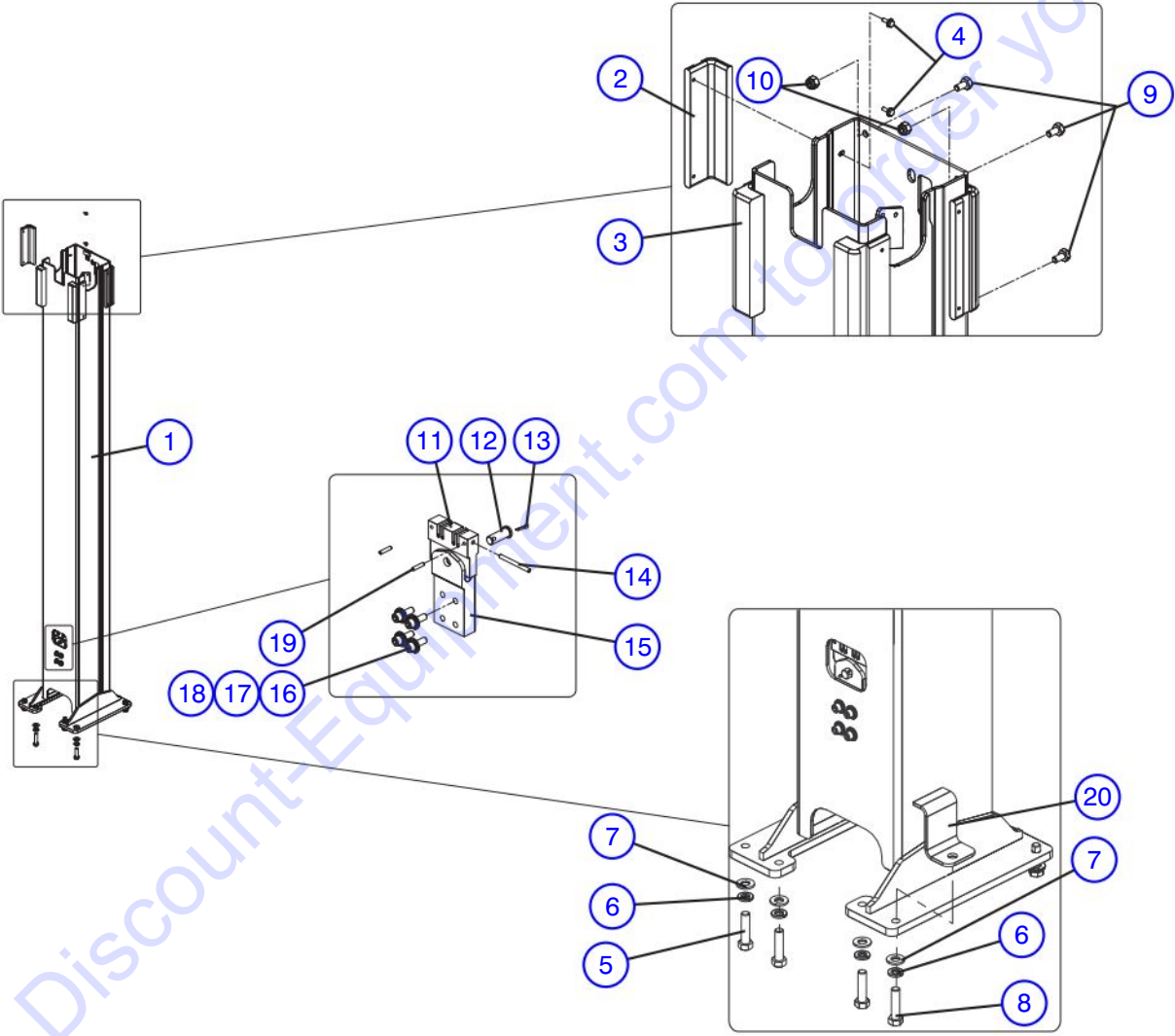


M15652AB

Index No.	Skyjack Part No.	Qty.	Description
<b>A</b>	-	-	PLATFORM LIMIT SWITCH ASSEMBLY ( <b>ANSI/CSA, 20" traversing platform</b> )
<b>B</b>	-	-	PLATFORM LIMIT SWITCH ASSEMBLY ( <b>CE, 16" traversing platform</b> )
1	156497	1	• BLOCK, Mounting
2	103957	2	• SCREW, Round head machine (#8-32 x 1/2"), <b>A</b>
		4	• SCREW, Round head machine (#8-32 x 1/2"), <b>B</b>
3	112249	4	• WASHER, Lock (#8), <b>A</b>
		8	• WASHER, Lock (#8), <b>B</b>
4	103991	2	• WASHER, Flat (#8), <b>A</b>
		4	• WASHER, Flat (#8), <b>B</b>
5	116192	2	• SCREW, Round head machine (#8-32 x 5/8"), <b>A</b>
		4	• SCREW, Round head machine (#8-32 x 5/8"), <b>B</b>
6	156522	1	• LIMIT SWITCH ASSEMBLY, <b>B</b>
7	156523	1	• LIMIT SWITCH ASSEMBLY
8	156843	1	• JUMPER (2 position) (Not shown), <b>A</b>



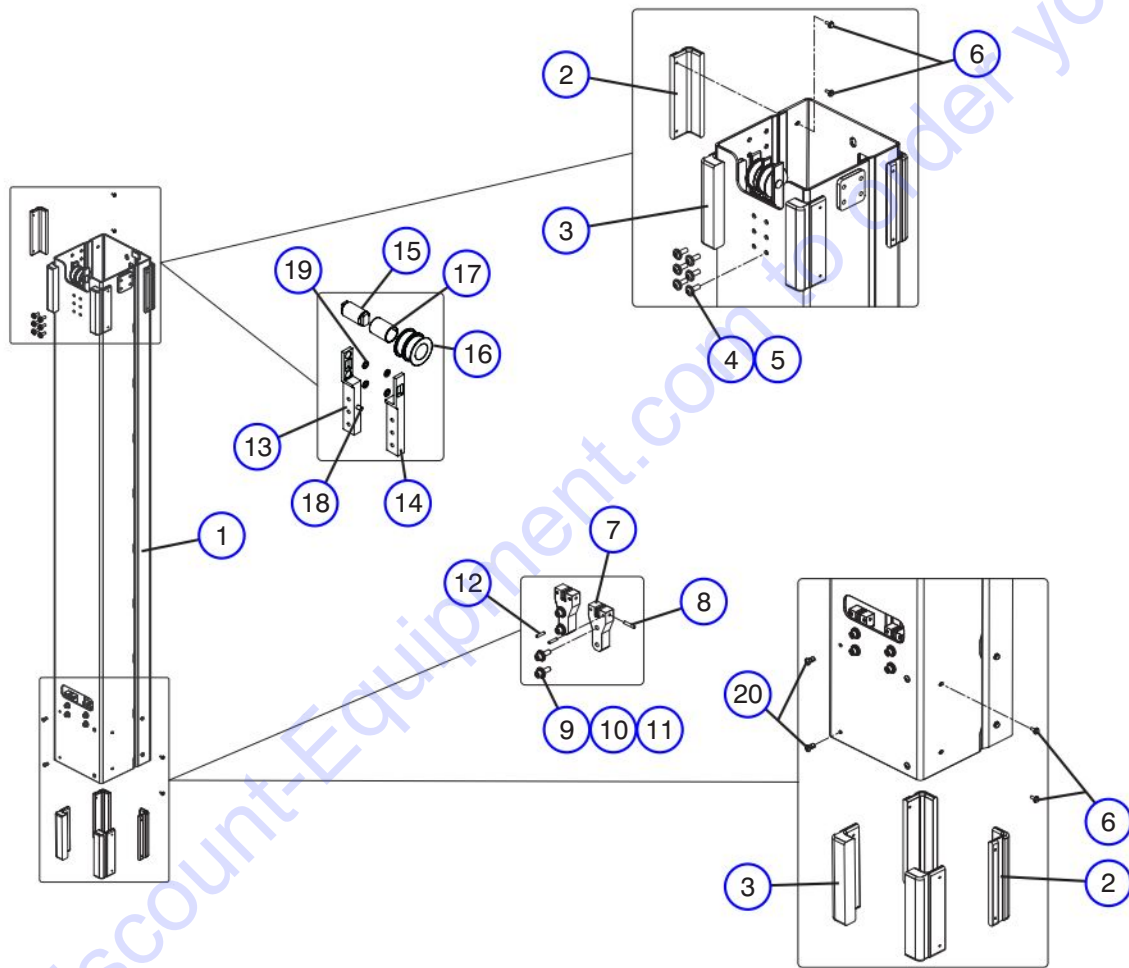
Mast 1 Assembly



M151231AK

## Mast 1 Assembly

Index No.	Skyjack Part No.	Qty.	Description
-	151233	-	MAST 1 ASSEMBLY
1	151225	1	• WELDMENT, Mast 1
2	151297	2	• WEAR PAD (Thin)
3	151298	2	• WEAR PAD (Thick)
4	151405	8	• SCREW, Hex tapping (#8 x 3/8", Type B)
5	103870	2	• BOLT, Hex head (3/8"-16 x 1.5", Grade 5)
6	103999	8	• WASHER, Lock (3/8")
7	125959	8	• WASHER, Flat hardened (3/8")
8	101297	6	• BOLT, Hex head (3/8"-16 x 1.25", Grade 5)
9	103855	4	• BOLT, Hex head (1/4"-20 x 1.25", Grade 5)
10	115649	4	• NUT, Hex Nylon Lock (1/4"-20, Grade 5)
-	157004	1	• CHAIN TENSIONER ASSEMBLY
11	157808	1	• • BLOCK, Tensioner
12	156994	1	• • PIN, Clevis
13	102250	1	• • PIN, Cotter (1/8" diameter x 3/4")
14	157809	1	• • PIN, Chain (Double)
15	156981	1	• • BLOCK, Tensioner mount
16	157032	4	• • SCREW, Socket head cap (zinc, 1/4"-20 x 7/8")
17	104000	4	• • WASHER, Lock (1/4")
18	103995	4	• • WASHER, Flat (1/4")
19	157033	2	• • PIN, Spring (0.156 x 5/8")
20	158041	1	• PLATE, Support

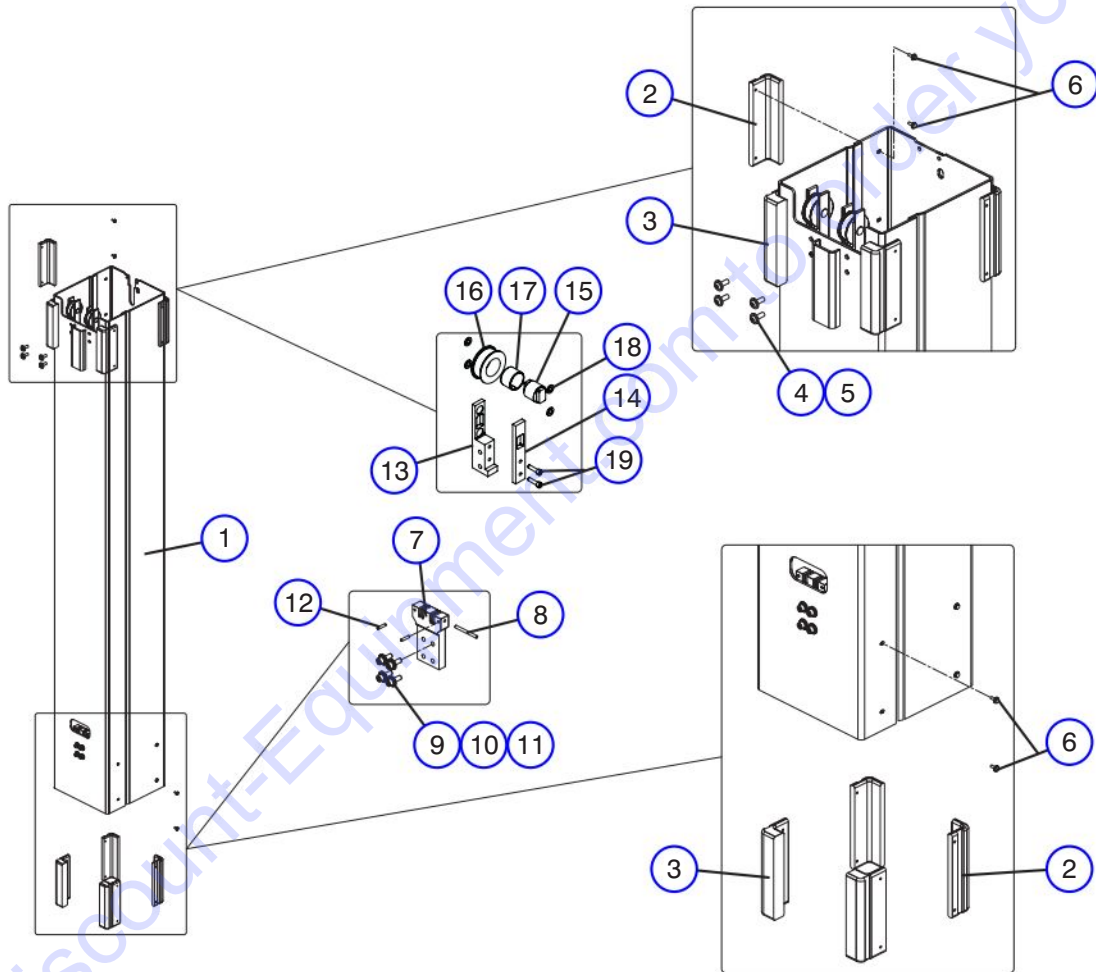


Go to Discount-Equipment.com to order your parts

M151231AK2

Index No.	Skyjack Part No.	Qty.	Description
-	151234	-	MAST 2 ASSEMBLY
1	151226	1	• WELDMENT, Mast 2
2	151297	4	• WEAR PAD (Thin)
3	151298	4	• WEAR PAD (Thick)
4	151596	6	• SCREW, Button head cap (ZN, 1/4"-20 x 3/4", ASTM F835)
5	103995	6	• WASHER, Flat (1/4")
6	151405	16	• SCREW, Hex tapping (#8 x 3/8", Type B)
-	157006	2	• SINGLE CHAIN MOUNT ASSEMBLY
7	156995	1	• • MOUNT, Chain (Single)
8	156998	1	• • PIN, Chain (Single)
9	157032	2	• • SCREW, Socket head cap (zinc, 1/4"-20 x 7/8")
10	104000	2	• • WASHER, Lock (1/4")
11	103995	2	• • WASHER, Flat (1/4")
12	157033	2	• • PIN, Spring (0.156 x 5/8")
-	157482	1	• DOUBLE ROLLER ASSEMBLY
13	157485	1	• • MOUNT, Roller (Left hand)
14	157483	1	• • MOUNT, Roller (Right hand - Control box side)
15	157484	1	• • PIN, Roller (Double)
16	157811	1	• • ROLLER, Double
17	100695	1	• • BUSHING, Fiberglide (CJS-A540)
18	157360	1	• • PIN, Dowel (1/4" diameter X 3/4")
19	163166	4	• • WASHER, Thrust (Fiberglide FTS0408)
20	157756	4	• RIVET, Pop (3/16" x 0.45 STL)

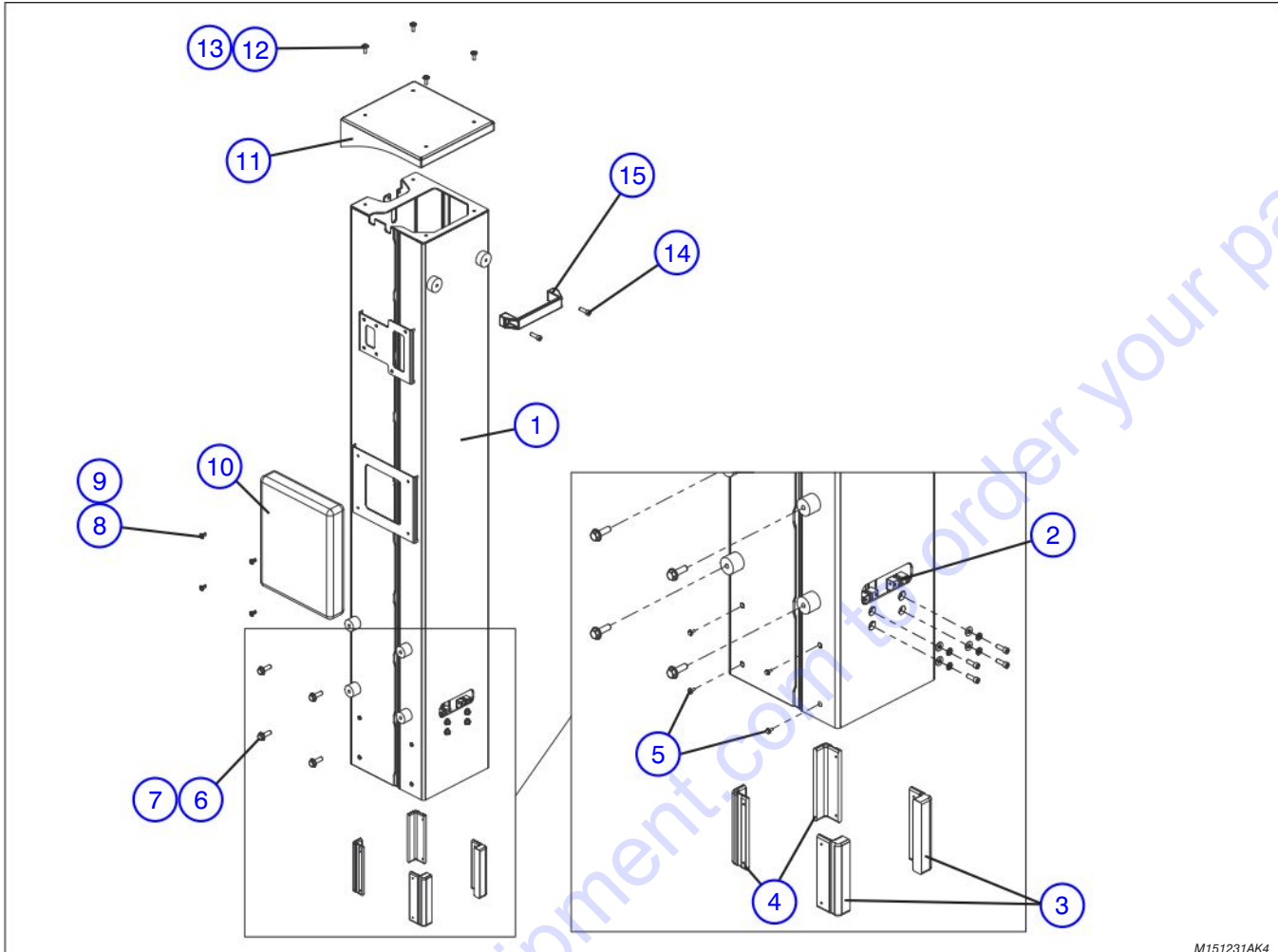




M151231AB2

Index No.	Skyjack Part No.	Qty.	Description
-	151235	-	MAST 3 ASSEMBLY
1	151227	1	• WELDMENT, Mast 3
2	151297	4	• WEAR PAD (Thin)
3	151298	4	• WEAR PAD (Thick)
4	151596	4	• SCREW, Button head cap (ZN, 1/4"-20 x 3/4", ASTM F835)
5	103995	4	• WASHER, Flat (1/4")
6	151405	16	• SCREW, Hex tapping (#8-3/8", Type B)
-	157008	1	• DOUBLE CHAIN MOUNT ASSEMBLY
7	157813	1	• • MOUNT, Chain (Double)
8	157809	1	• • PIN, Chain (Double)
9	157032	4	• • SCREW, Socket head cap (zinc, 1/4"-20 x 7/8")
10	104000	4	• • WASHER, Lock (1/4")
11	103995	4	• • WASHER, Flat (1/4")
12	157033	2	• • PIN, Spring (0.156 x 5/8")
-	157486	2	• SINGLE ROLLER ASSEMBLY
13	157487	1	• • MOUNT - Roller (Single left hand)
14	157491	1	• • MOUNT - Roller (Single right hand - Control box side)
15	157488	1	• • PIN, Roller (Single)
16	157490	1	• • ROLLER (Single)
17	100249	1	• • BUSHING, Fiberglide (CJS-A538)
18	163166	4	• • WASHER, Thrust (Fiberglide FTS0408)
19	157426	2	• • SCREW, Socket head cap (#10-24 x 3/4")

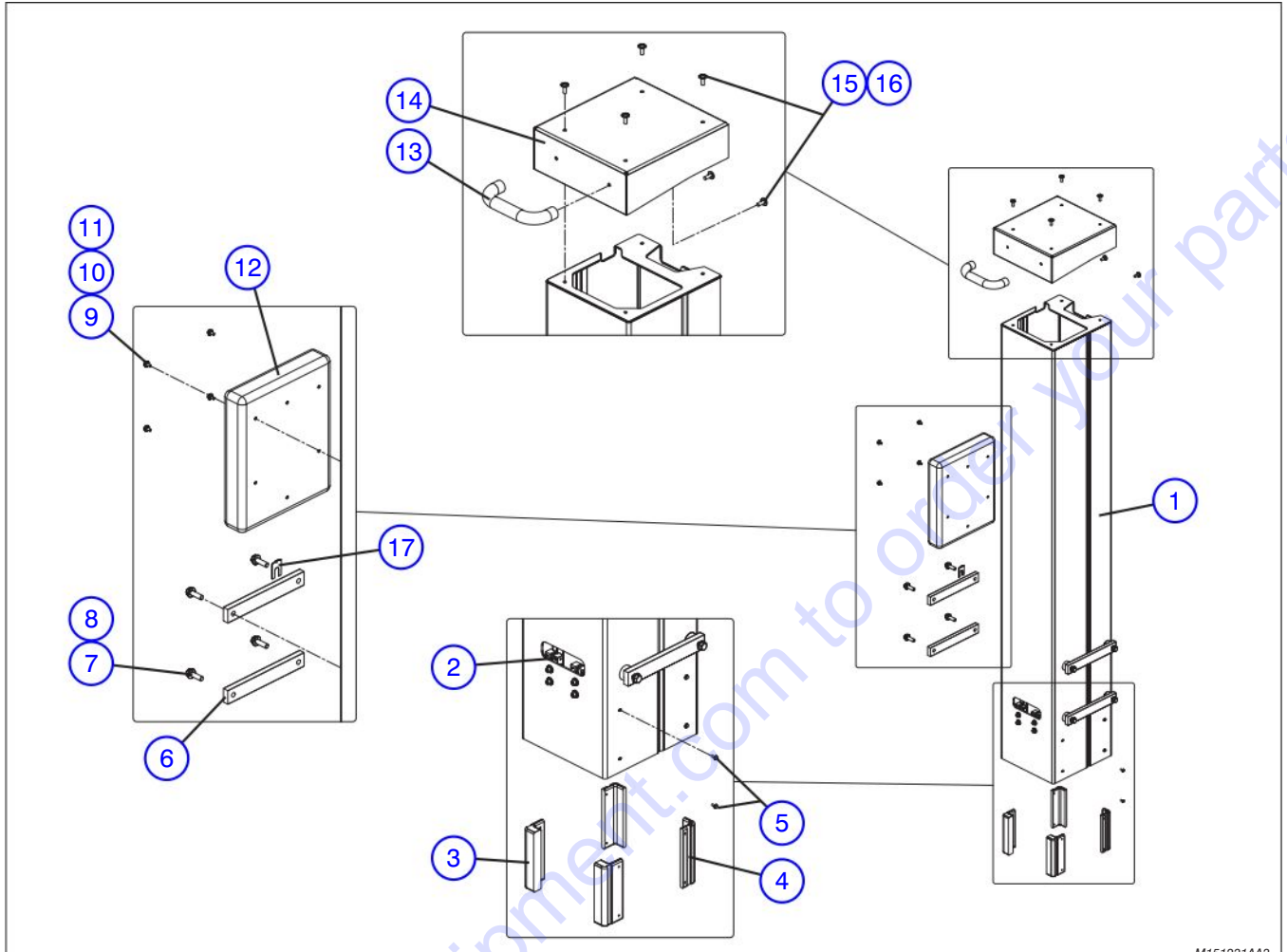
## Mast 4 Assembly



M151231AK4

Index No.	Skyjack Part No.	Qty.	Description
-	156508	-	MAST 4 ASSEMBLY (SJ12)
1	156504	1	• WELDMENT, Mast 4 (SJ12)
2	(Ref.)	1	• SINGLE CHAIN MOUNT ASSEMBLY (For components, refer to Page 2.2)
3	151298	2	• WEAR PAD (Thick)
4	151297	2	• WEAR PAD (Thin)
5	151405	8	• SCREW, Hex tapping (#8 x 3/8", Type B)
6	117430	8	• BOLT, Hex head (3/8"-16 x 1.25", Grade 8)
7	125959	8	• WASHER, Flat hardened (3/8")
8	104694	4	• WASHER, Lock (#10)
9	116161	4	• RIVET, Stainless steel
10	117293	1	• BOX, Manual
11	157370	1	• COVER, Mast
12	103855	4	• BOLT, Hex head (1/4"- 20 x 1/2", Grade 5)
13	103995	4	• WASHER, Flat (#10)
14	157472	2	• CAP SCREW, Socket head (0.31"x 18 x 1")
15	157368	1	• HANDLE

## Mast 4 Assembly




M151231AA3

Index No.	Skyjack Part No.	Qty.	Description
-	-	-	MAST 4 ASSEMBLY (SJ12)
1	156504	1	• WELDMENT, Mast 4 (SJ12)
2	(Ref.)	1	• SINGLE CHAIN MOUNT ASSEMBLY (For components, refer to Page 2.2)
3	151298	2	• WEAR PAD (Thick)
4	151297	2	• WEAR PAD (Thin)
5	151405	8	• SCREW, Hex tapping (#8 x 3/8", Type B)
6	156532	4	• PLATE, Spacer
7	117430	8	• BOLT, Hex head (3/8"-16 x 1.25", Grade 8)
8	125959	8	• WASHER, Flat hardened (3/8")
9	103962	4	• SCREW, Round head machine (#10-32 x 1/2")
10	104185	4	• WASHER, Lock (#10)
11	104694	4	• WASHER, Flat (#10)
12	117293	1	• BOX, Manual
13	151318	1	• HANDLE
14	156509	1	• COVER, Mast
15	103855	6	• BOLT, Hex head (1/4"-20 x 0.5", Grade 5)
16	103995	6	• WASHER, Flat (1/4")
17	156837	AR	• SHIM, Platform MT 22GA (0.0299)

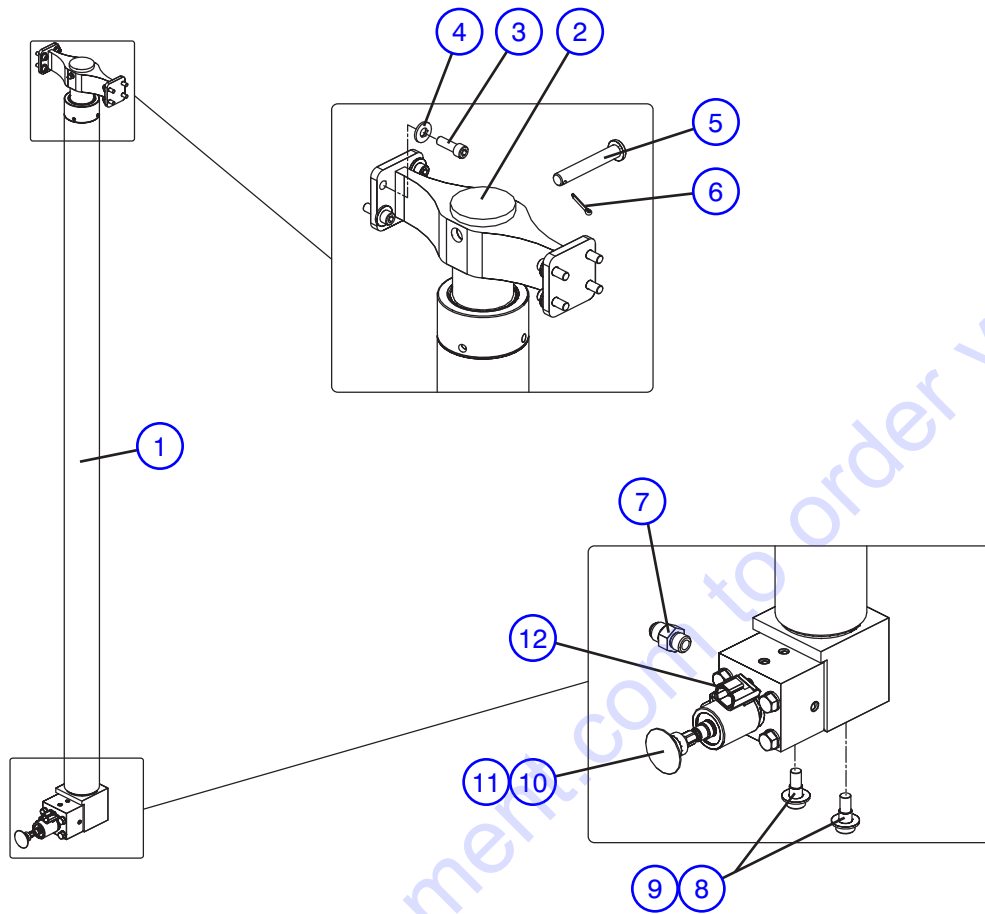
**SJ12**  
**155184**

## Chain Assembly



M156502AA

Index No.	Skyjack Part No.	Qty.	Description
-	156502	1	CHAIN ASSEMBLY (SJ12)
1	156501	2	• CHAIN, Mast lift (Small)
2	157815	2	• CHAIN, Mast lift (Large)

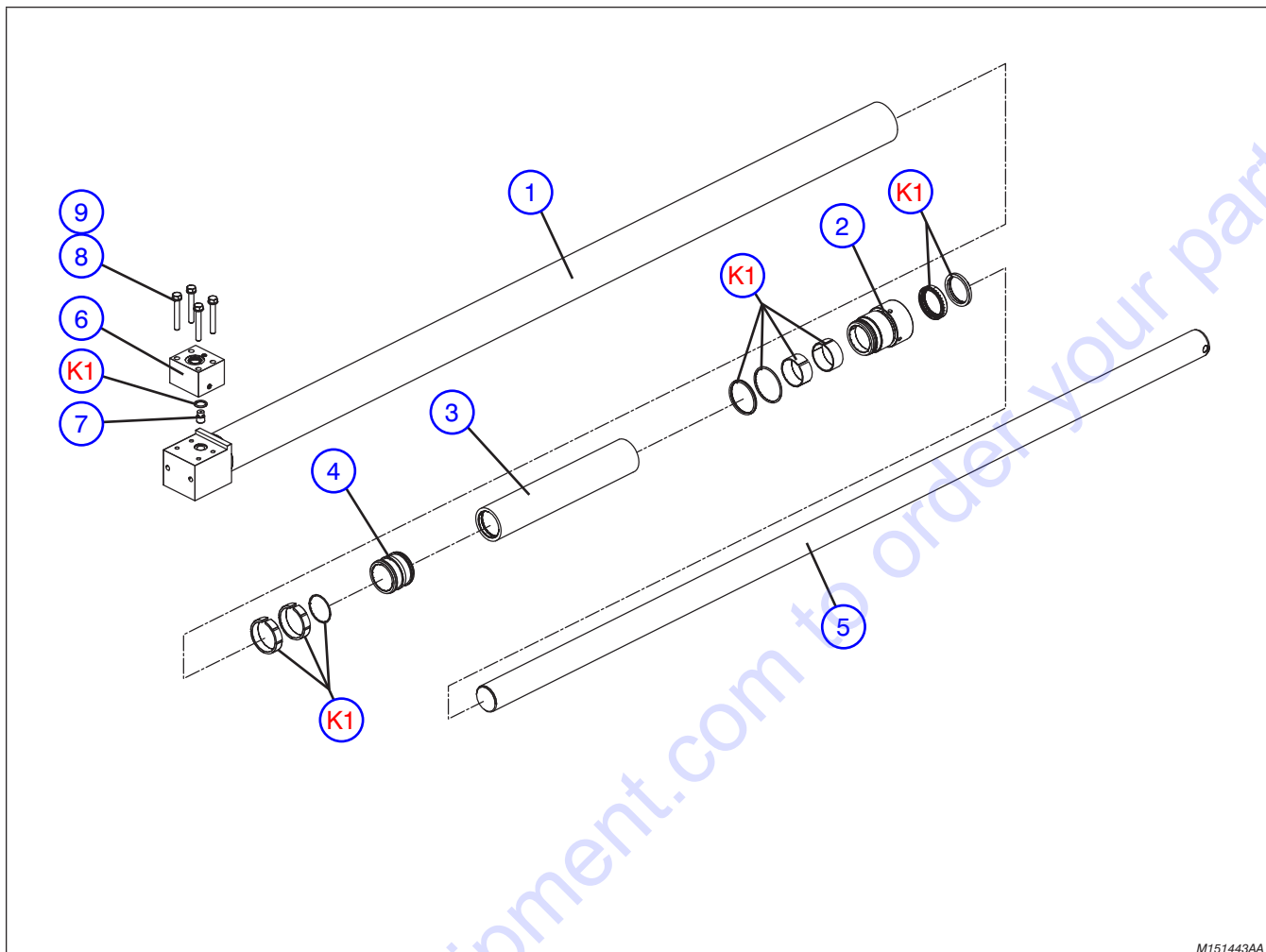


M151237AA

Index No.	Skyjack Part No.	Qty.	Description
-	151237	-	MAST LIFT CYLINDER ASSEMBLY (12 Feet)
1	(Ref.)	1	<ul style="list-style-type: none"> <li>• CYLINDER, Lift</li> <li>(For components, refer to Page 2.7)</li> </ul>
2	151265	1	• BRACKET, Cylinder mount
3	151595	8	• SCREW, Socket head cap (zinc, 1/4"-20 x 3/4")
4	103995	8	• WASHER, Flat (1/4")
5	156834	1	• PIN, Clevis
6	151398	1	• PIN, Cotter
7	103069	1	• FITTING, Straight (06 JICM - 06 ORBM)
8	156833	2	• SCREW, Hex socket shoulder (3/8" - x 3/8")
9	103472	2	• WASHER, Flat (3/8")
10	151696	1	• VALVE, Emergency lowering
11	300322	1	• KNOB, Pull
12	151683	1	• COIL, 24V (2 prong)

M148700AA

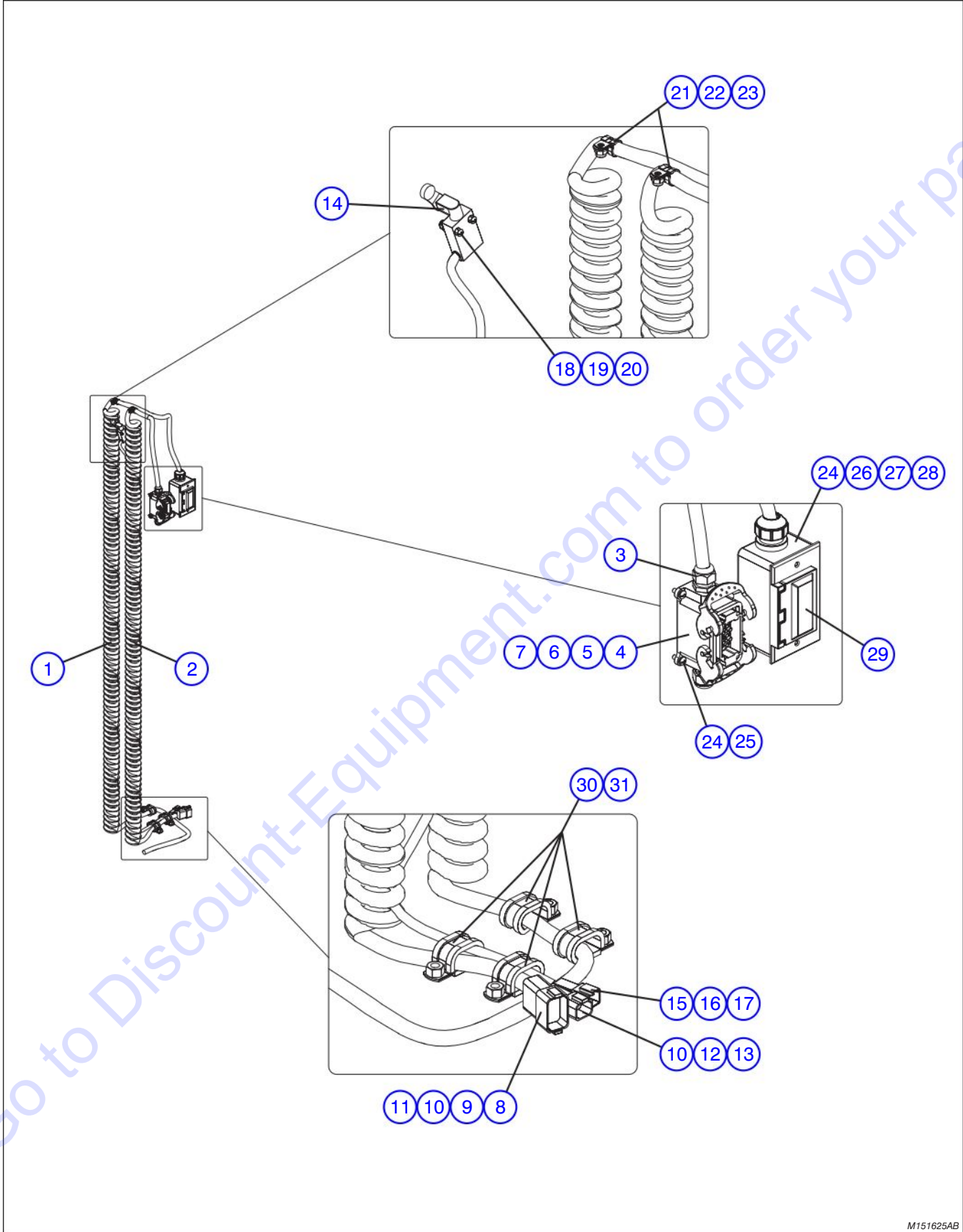
# Lift Cylinder



M151443AA

Index No.	Skyjack Part No.	Qty.	Description
-	156832	-	LIFT CYLINDER
1	156863	1	• WELDMENT, Tube
2	156865	1	• GLAND
3	156870	1	• SLEEVE STOP
4	156867	1	• PISTON
5	156864	1	• ROD
6	156866	1	• MANIFOLD
7	108721	1	• ORIFICE, One way (0.055" diameter)
8	156869	4	• BOLT, Hex head (zinc, 5/16"-18 x 2.25", Grade 5)
9	156868	4	• WASHER, Lock (zinc, 5/16")
K1	156871	1	KIT, Seal

**Mast Electrical Assembly**



M151625AB



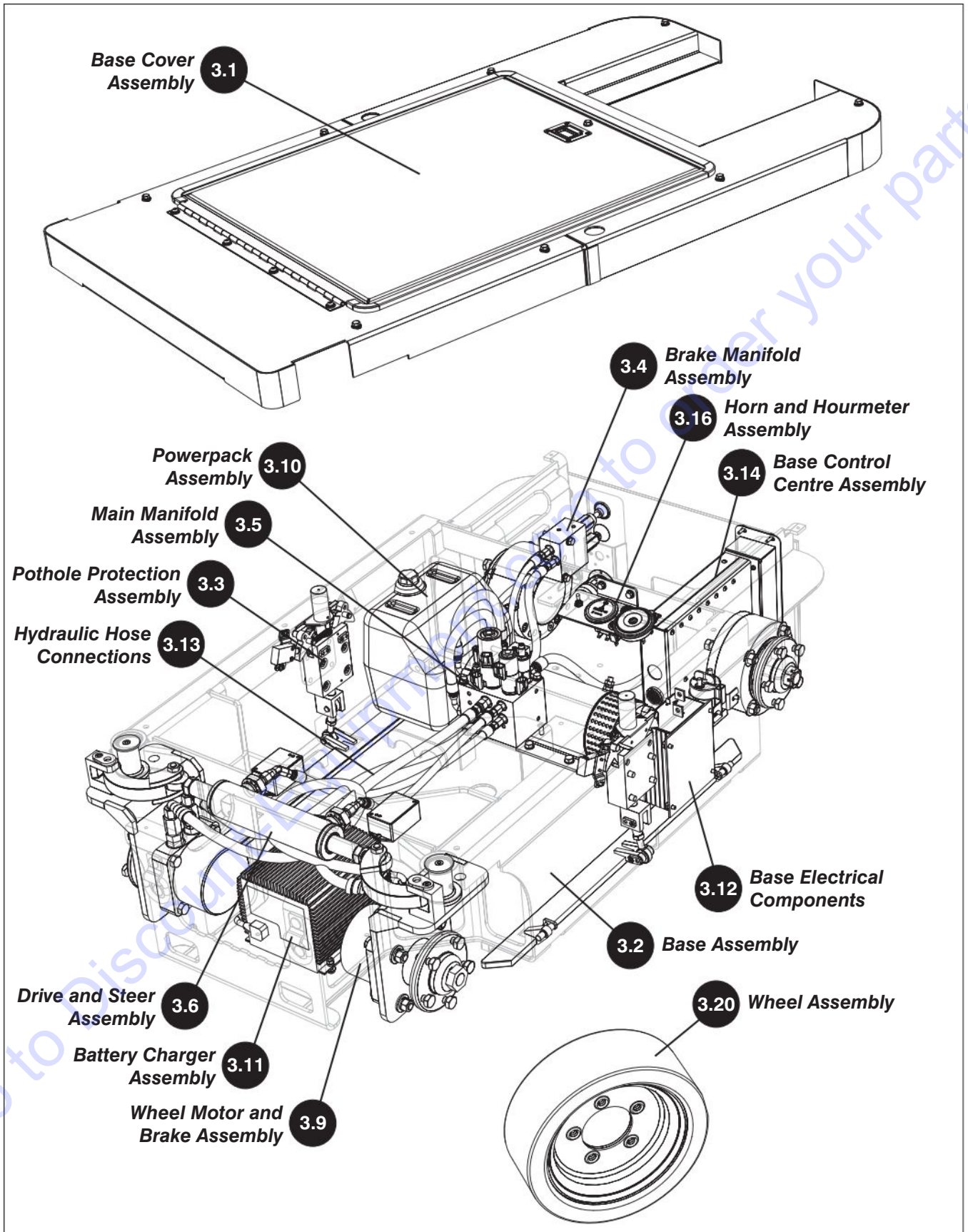
## Mast Electrical Assembly

Index No.	Skyjack Part No.	Qty.	Description
A	151625	-	MAST ELECTRICAL ASSEMBLY (ANSI/CSA)
B	156525	-	MAST ELECTRICAL ASSEMBLY (CE)
1	151204	1	• CABLE, Retractable (14/3)
2	156524	1	• CONTROL CABLE ASSEMBLY
3	138373	2	• • STRAIN RELIEF
4	156544	3	• • CONNECTOR BLOCK, Footmount
5	156547	1	• • CONNECTOR FRAME, Footmount
6	156541	1	• • CONNECTOR, Footmount
7	156542	15	• • CONTACT (Male)
8	117586	1	• • CONNECTOR, Receptacle (12 pin)
9	117588	1	• • CONNECTOR, Receptacle wedge (12 pin)
10	117590	15	• • CONTACT, Pin (16-18)
11	117594	1	• • SEAL, Connector
12	117578	1	• • CONNECTOR, Receptacle (4 pin)
13	117580	1	• • CONNECTOR, Receptacle wedge (4 pin)
14	156521	1	• LIMIT SWITCH ASSEMBLY (Mast)
	117079	1	• • SWITCH, Limit (with roller lever)
15	117596	1	• • CONNECTOR, Receptacle (2 pin)
16	117598	1	• • CONNECTOR, Receptacle wedge (2 pin)
17	117590	2	• • CONTACT, Pin (16-18)
18	152294	2	• SCREW, Round head machine (#8-32 x 1.25")
19	103991	2	• WASHER, Flat (#8)
20	138765	2	• NUT, Hex nylon lock (#8-32, Grade 5)
21	103024	2	• CLIP, Single (G8)
22	103995	2	• WASHER, Flat (1/4")
23	115649	2	• NUT, Hex nylon lock (1/4"-20, Grade 5)
24	103962	6	• SCREW, Round head machine (#10-32 x 1/2")
25	104185	4	• WASHER, Lock (#10)
26	104694	2	• WASHER, Flat (#10)
27	136328	1	• BOX, Outlet
28	109698	1	• RECEPTACLE, GFI, <span style="color: red;">A</span>
29	109699	1	• PLATE, Receptacle, <span style="color: red;">A</span>
30	103078	4	• CLIP, double (S344G10)
31	103978	4	• NUT, Hex head (3/8"-16, Grade 5)

**Notes**

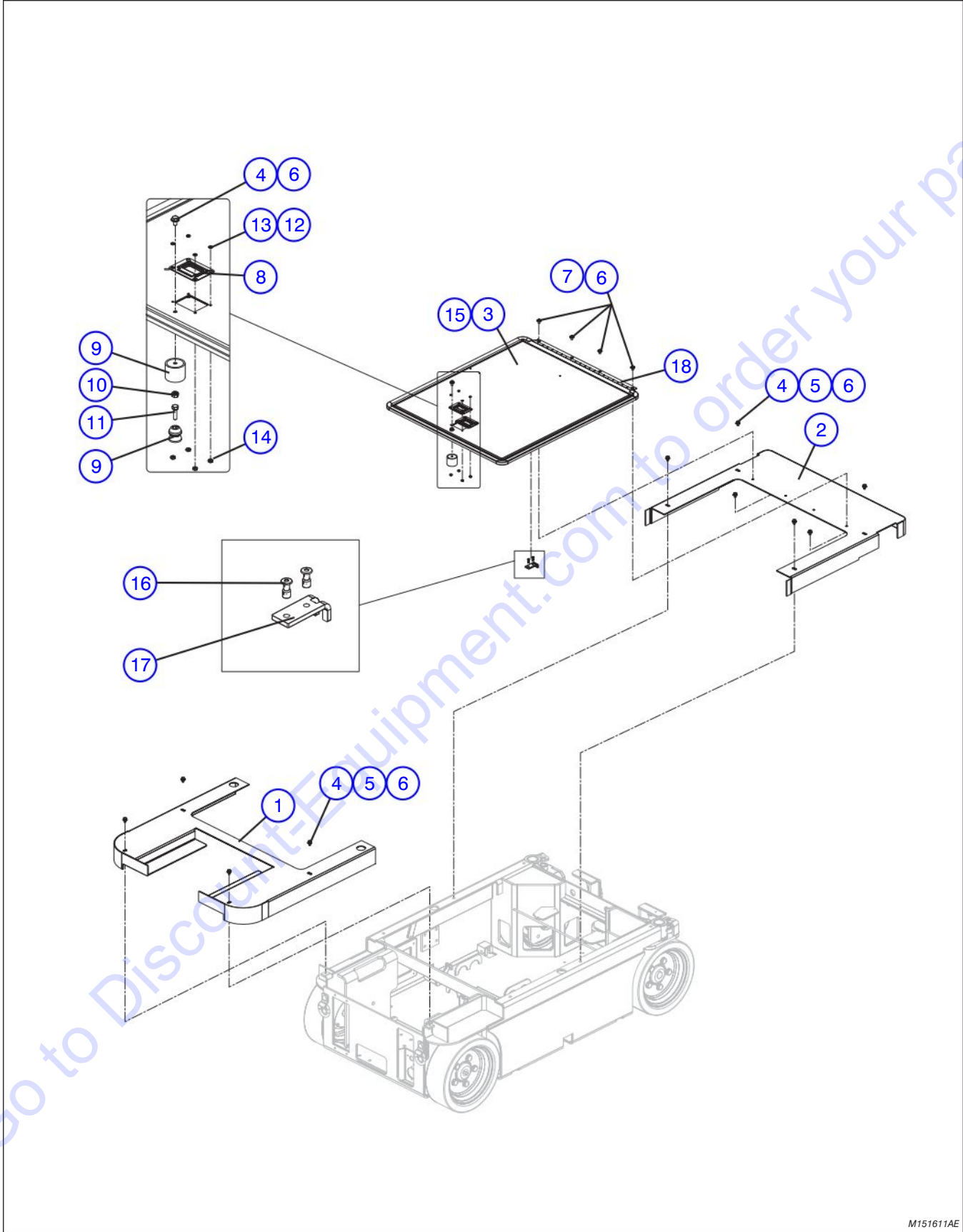
Go to [Discount-Equipment.com](http://Discount-Equipment.com) to order your parts

# BASE RELATED PARTS



3

**Base Cover Assembly**

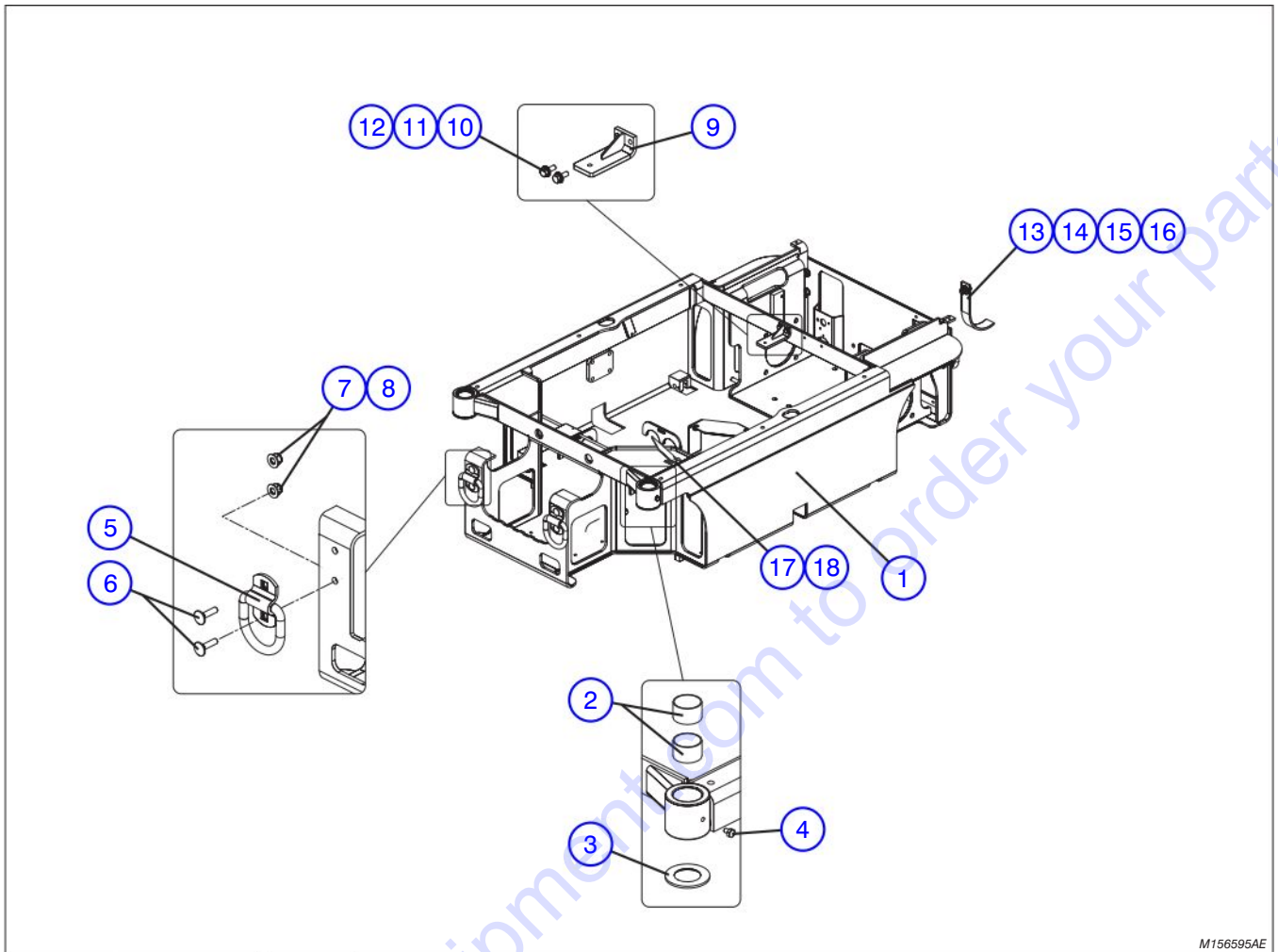


M151611AE

## Base Cover Assembly

Index No.	Skyjack Part No.	Qty.	Description
-	151611	-	BASE COVER ASSEMBLY
1	151656	1	• COVER, Rear
2	151657	1	• COVER, Front
3	157180	1	• WELDMENT, Lid
4	103855	9	• BOLT, Hex head (1/4"-20 x 1/2", Grade 5)
5	104000	8	• WASHER, Lock (1/4")
6	103995	17	• WASHER, Flat (1/4")
7	157173	8	• RIVET, (1/4" x 0.490")
8	151658	1	• RECESSED HANDLE ASSEMBLY
9	112447	1	• RUBBER HOLDER
10	103980	1	• NUT, Hex head (1/4"-20, Grade 5)
11	103857	1	• BOLT, Hex head (1/4"-20 x 1", Grade 5)
12	103991	4	• WASHER, Lock (#8)
13	156600	4	• SCREW, Flat head (#8-32 x 3/8)
14	103986	4	• NUT, Hex head (#8-32)
15	117398	1	• TRIM, Protective
16	157166	1	• RIVET (5/32" x 0.415")
17	157160	1	• BRACKET, Stop
18	157840	1	• HINGE, Piano (21")

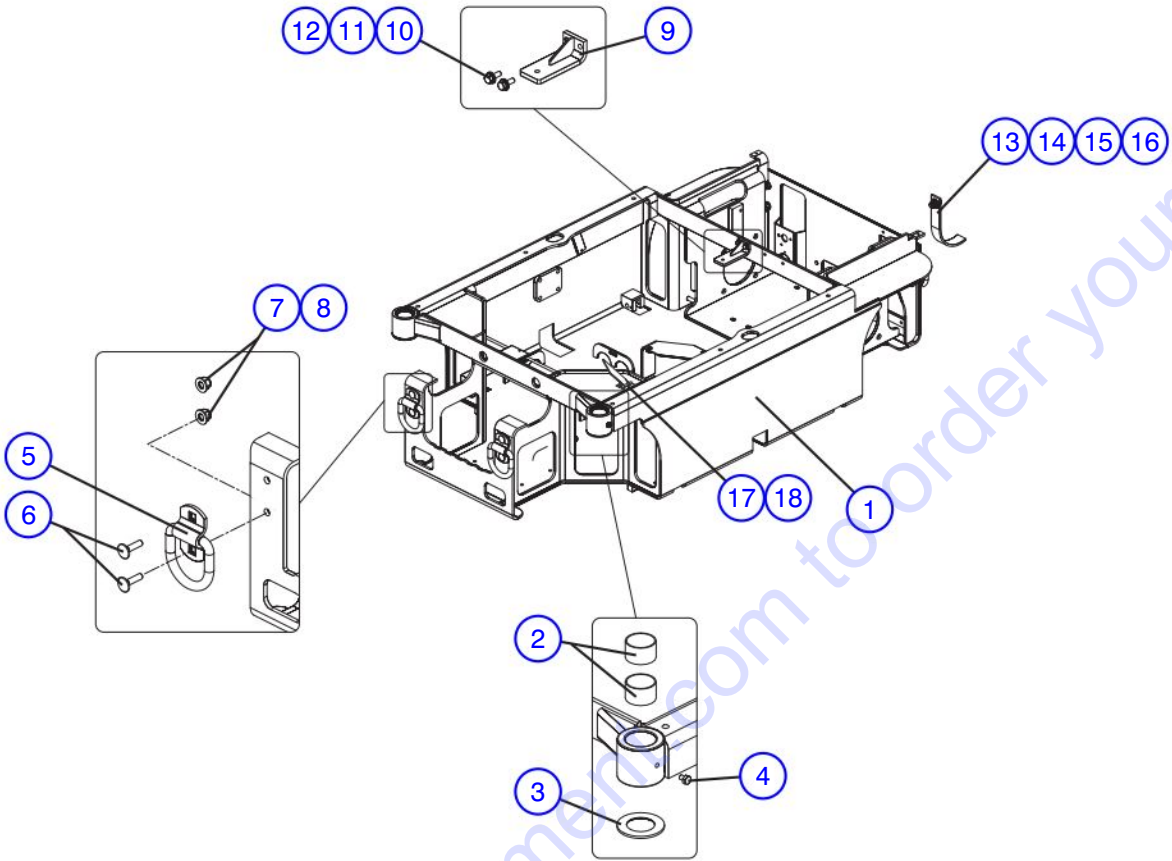
## Base Assembly



M156595AE

Index No.	Skyjack Part No.	Qty.	Description
-	156595	-	BASE ASSEMBLY
1	157424	1	<ul style="list-style-type: none"> <li>WELDMENT, Base</li> </ul>
2	100904	4	<ul style="list-style-type: none"> <li>BUSHING, Fiberglide (1.5" ID x 1")</li> </ul>
3	149782	2	<ul style="list-style-type: none"> <li>WASHER, Bronze (kingpin)</li> </ul>
4	112495	2	<ul style="list-style-type: none"> <li>BOLT, Hex head (1/4"-20 x 3/8", Grade 5)</li> </ul>
5	156848	4	<ul style="list-style-type: none"> <li>D-RING ASSEMBLY</li> </ul>
6	127393	8	<ul style="list-style-type: none"> <li>BOLT, Carriage (3/8"-16 x 1.25", Grade 5)</li> </ul>
7	103472	8	<ul style="list-style-type: none"> <li>WASHER, Flat (3/8")</li> </ul>
8	104606	8	<ul style="list-style-type: none"> <li>NUT, Hex nylon lock (3/8"-16, Grade 5)</li> </ul>
9	151659	1	<ul style="list-style-type: none"> <li>BRACKET, Latch</li> </ul>
10	103856	2	<ul style="list-style-type: none"> <li>BOLT, Hex head (1/4"-20 x 3/4", Grade 5)</li> </ul>
11	104000	2	<ul style="list-style-type: none"> <li>WASHER, Lock (1/4")</li> </ul>
12	103995	2	<ul style="list-style-type: none"> <li>WASHER, Flat (1/4")</li> </ul>
13	115420	1	<ul style="list-style-type: none"> <li>STRAP, Static</li> </ul>

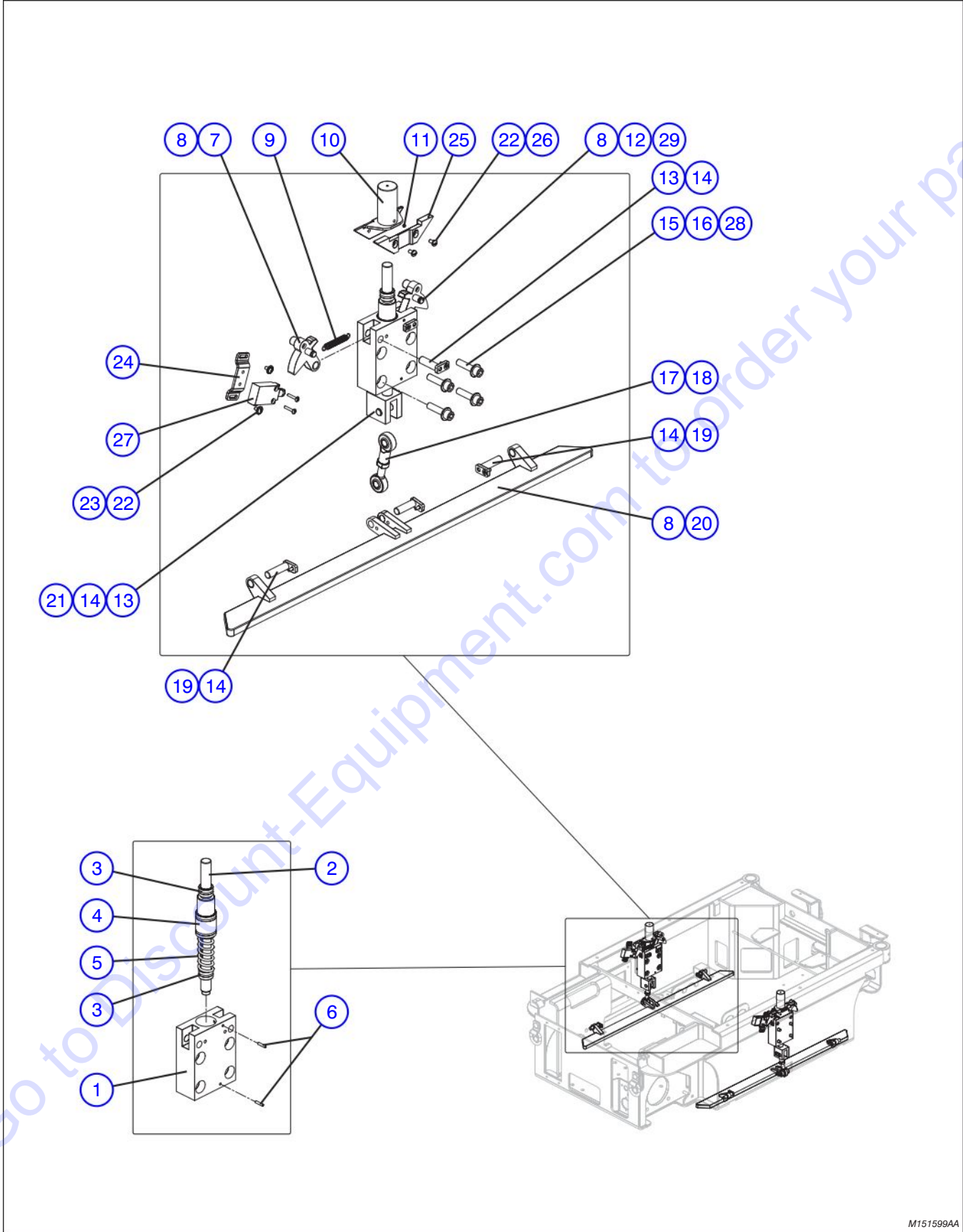
## Base Assembly



M156595AE

Index No.	Skyjack Part No.	Qty.	Description
14	103473	1	• BOLT, Hex head (3/8"-16 x 1", Grade 5)
15	155979	1	• WASHER, Int tooth lock (3/8")
16	108575	1	• NUT, Hex head jam (3/8"-16, Grade 5)
17	157157	1	• HINGED PLATE, assembly
18	139641	1	• RIVET (Range 1/4"- 0.38")

**Pothole Protection Assembly**



M151599AA



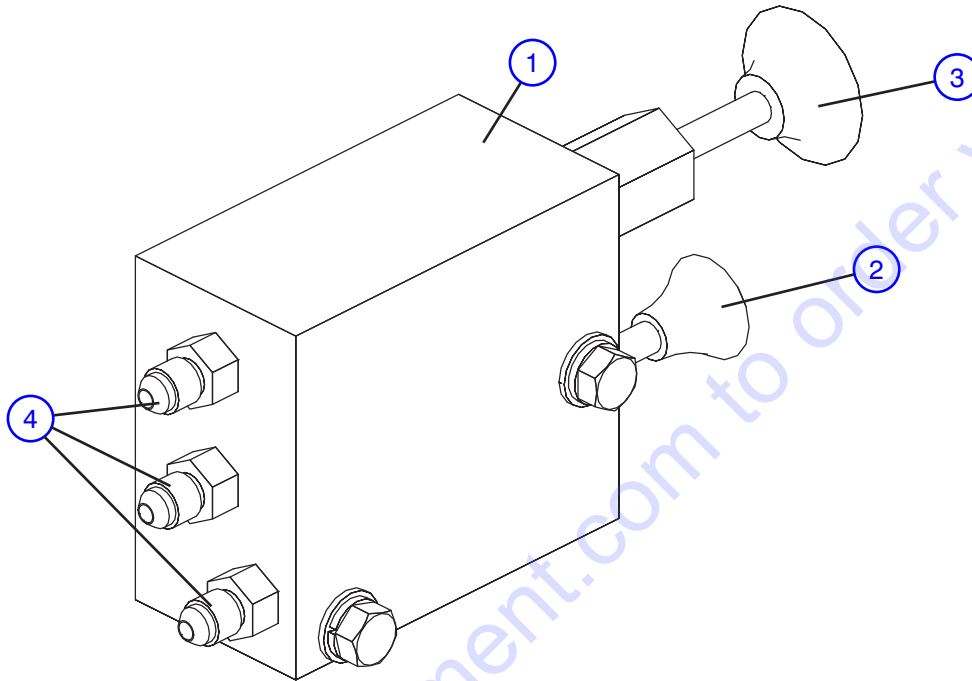
## Pothole Protection Assembly

Index No.	Skyjack Part No.	Qty.	Description
A	157164	-	POTHOLE PROTECTION ASSEMBLY (Left hand)
B	157165	-	POTHOLE PROTECTION ASSEMBLY (Right hand)
1	157352	1	• GUIDE PLUNGER
2	151577	1	• PLUNGER
3	151603	2	• BUSHING, Self lubricating
4	151602	1	• BUSHING, Self lubricating
5	151507	1	• SPRING, Compression
6	119991	2	• SPRING PIN (1/8" x 7/8")
7	151598	1	• WELDMENT, Lock (Left hand)
8	119312	4	• BUSHING, Fiberglide (7/16" ID x 1/2")
9	157362	1	• SPRING, Extension
10	156533	1	• WELDMENT, Cam
11	112377	1	• SET SCREW, Cup (#8-32 x 1/8")
12	151597	1	• WELDMENT, Lock (Right hand - Control box side)
13	151521	4	• PIN, Link
14	124031	6	• SCREW, Flat head machine (#10-32 x 1/2")
15	103472	4	• WASHER, Flat
16	103999	4	• WASHER, Lock (3/8")
17	156597	1	• ROD END, Male
18	156598	1	• ROD END, Female
19	151587	2	• PIN
20	157161	1	• WELDMENT, Side
	151514	1	• WELDMENT, Side <b>(ANSI, If equipped)</b>
21	151578	1	• ACTUATOR
22	115545	4	• SCREW, Round head machine (#10-32 x 3/8")
23	104694	2	• WASHER, Flat (#10)
24	151649	1	• BRACKET, Limit switch
25	156536	1	• CAM
26	104185	4	• WASHER, Lock (#10)
27	(Ref.)	1	LIMIT SWITCH, Pothole (For components, refer to Page 3.12)
28	139006	4	• BOLT, Hex hd (3/8"-16 x 2.0")
29	130209	2	• PIN, Clevis

# Brake Manifold Assembly

AB

Serial Breakdown Reference Chart	
Model	Serial Number
SJ 12	14000646 & above



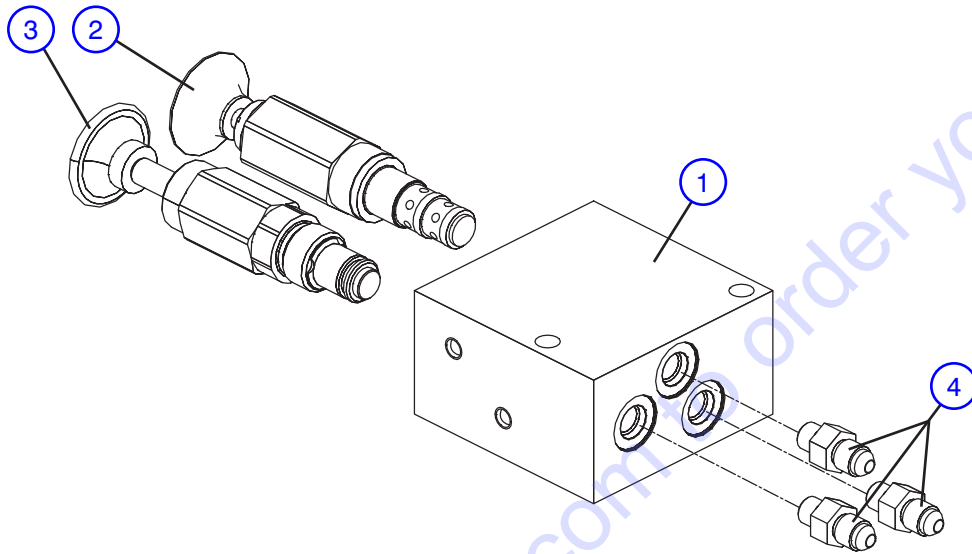
M151458AA

Index No.	Skyjack Part No.	Qty.	Description
-	136540	1	BRAKE MANIFOLD ASSEMBLY
1	146563	1	• BLOCK, Brake manifold
2	146561	1	• VALVE, Auto reset
3	146559	1	• VALVE, Hand pump
4	701954	3	• FITTING, Straight (04 JICM - 04 ORBM)
-	146564	1	KIT, Seal

# Brake Manifold Assembly

AB

Serial Breakdown Reference Chart	
Model	Serial Number
SJ 12	14000645& below

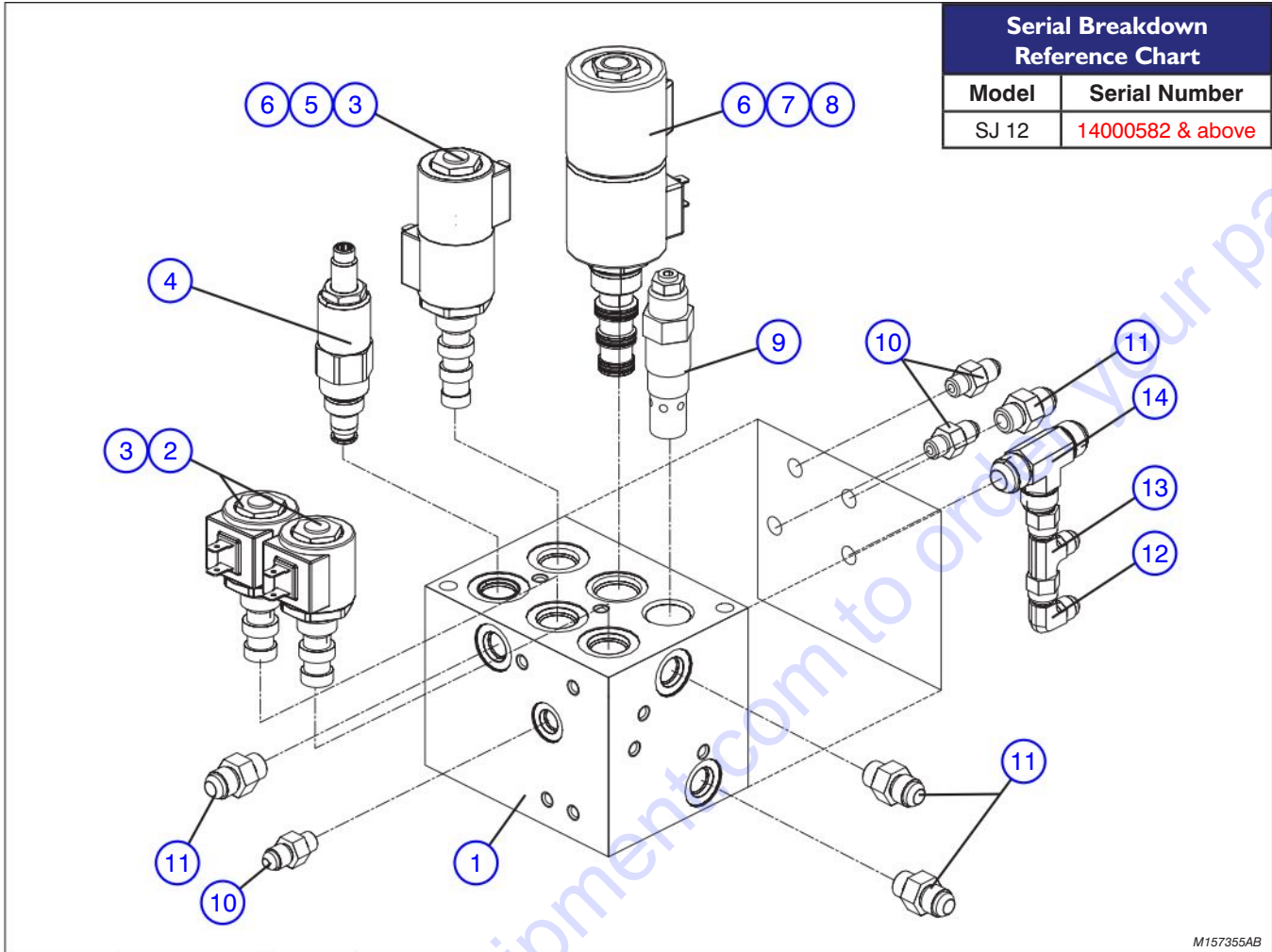


M151458AA

Index No.	Skyjack Part No.	Qty.	Description
-	151458	1	BRAKE MANIFOLD ASSEMBLY
1	151456	1	• MANIFOLD ASSEMBLY
	156872	1	• • BLOCK, Manifold
	154926	4	• • PLUG, Expander (8mm)
2	113752	1	• VALVE, Auto reset
3	151678	1	• VALVE, Hand pump
4	126128	3	• FITTING, Straight (04 JICM - 04 ORBM)

# Main Manifold Assembly

AB

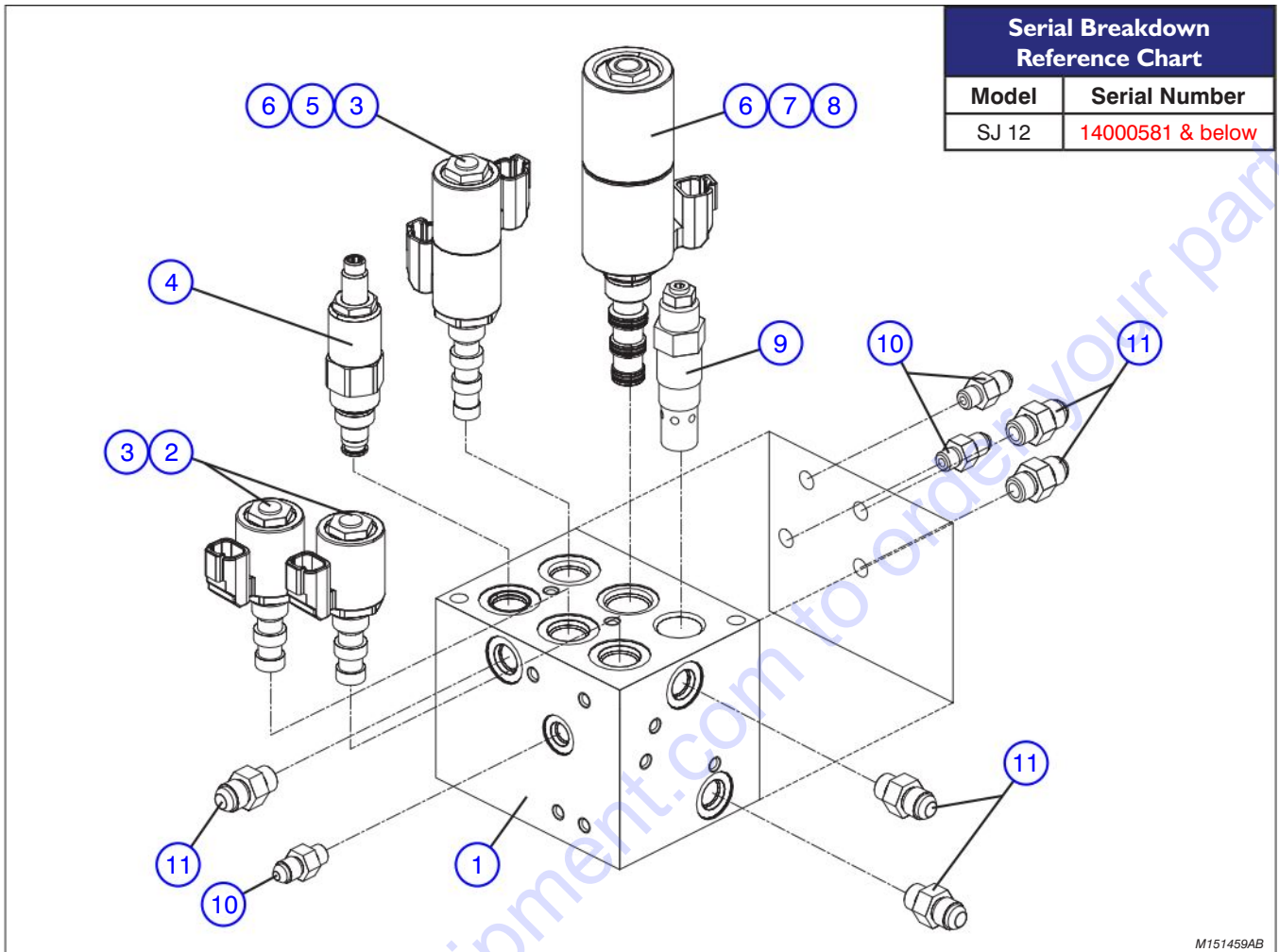


Serial Breakdown Reference Chart	
Model	Serial Number
SJ 12	14000582 & above

M157355AB

Index No.	Skyjack Part No.	Qty.	Description
1	151457	1	• MANIFOLD ASSEMBLY
	156873	1	• • BLOCK, Manifold
	154926	20	• • PLUG, Expander (8mm)
2	103623	2	• VALVE, 3 way spool
3	103605	4	• COIL, 24V (2 prong)
4	151684	1	• VALVE, Relief
5	113953	1	• VALVE, 4 way spool
6	151685	2	• SPACER, Coil
7	156850	1	• VALVE, Drive (3/4 way Mtr Spool)
8	105610	2	• COIL, 24V (2 prong, #10)
9	147889	1	• VALVE, Counterbalance (4000 psi)
10	126128	3	• FITTING, Straight (04 JICM - 04 ORBM)
11	103069	5	• FITTING, Straight (06 JICM - 06 ORBM)
12	702761	1	• FITTING, 90 degree (06JICM-06JICFSW) <b>(For machines with S/N of 14000011 &amp; above)</b>
13	103309	1	• FITTING, T/Run/Swvl (06 JICM - 06 JICM - 06 JICFS) <b>(For machines with S/N of 14000011 &amp; above)</b>
14	157425	1	• FITTING, Orifice tee <b>(For machines with S/N of 14000011 &amp; above)</b>

## Main Manifold Assembly

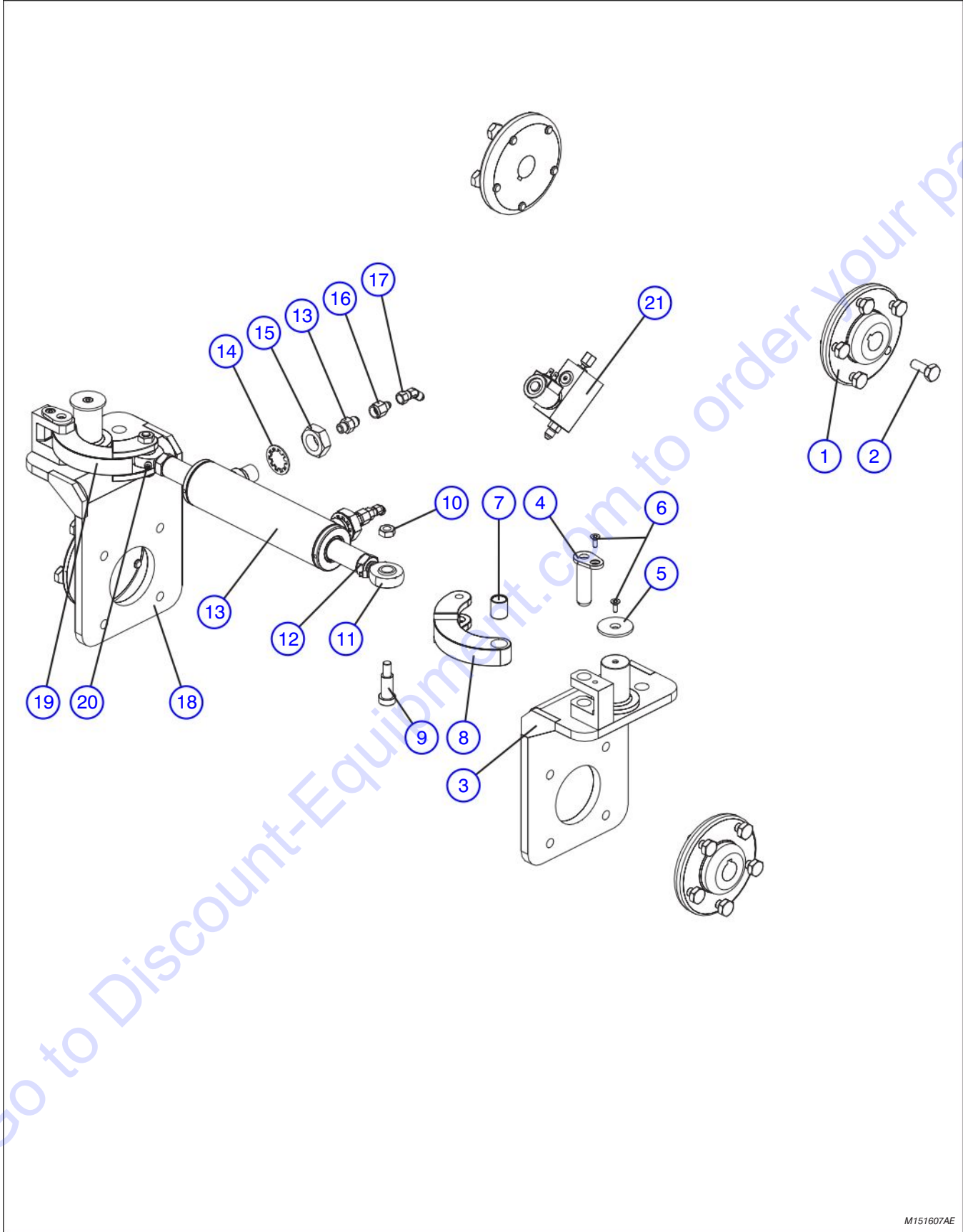


Serial Breakdown Reference Chart	
Model	Serial Number
SJ 12	14000581 & below

M151459AB

Index No.	Skyjack Part No.	Qty.	Description
-	151459	-	MAIN MANIFOLD ASSEMBLY
1	151457	1	• MANIFOLD ASSEMBLY
	156873	1	• • BLOCK, Manifold
	154926	20	• • PLUG, Expander (8mm)
2	103623	2	• VALVE, 3 way spool
3	151683	4	• COIL, 24V (08 DT diode)
4	151684	1	• VALVE, Relief
5	113953	1	• VALVE, 4 way spool
6	151685	2	• SPACER, Coil
7	151681	1	• VALVE, Drive (3/4 way Mtr Spool)
8	151682	2	• COIL, 24V (10 DT diode)
9	147889	1	• VALVE, Counterbalance (4000 psi)
10	126128	3	• FITTING, Straight (04 JICM - 04 ORBM)
11	103069	5	• FITTING, Straight (06 JICM - 06 ORBM)

**Drive and Steer Assembly**

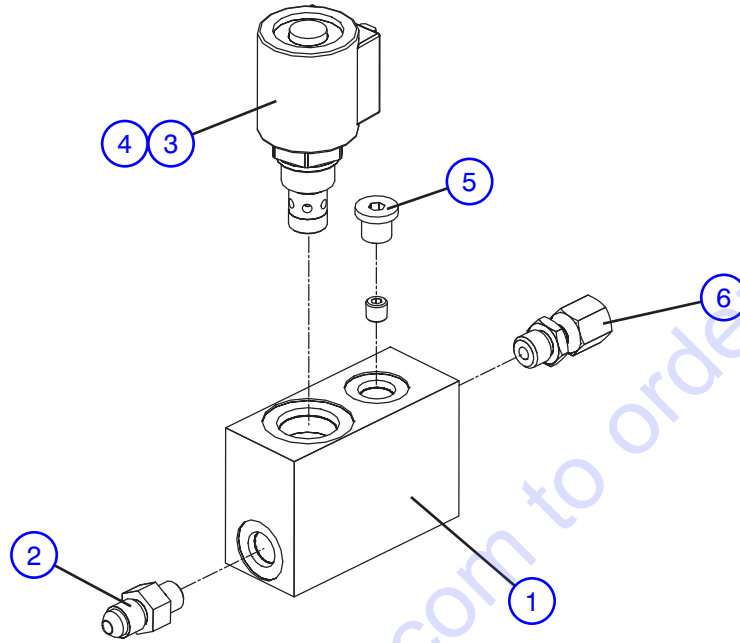


M151607AE

## Drive and Steer Assembly

Index No.	Skyjack Part No.	Qty.	Description
-	151607	-	DRIVE/STEER ASSEMBLY
1	107912	4	<ul style="list-style-type: none"> <li>• HUB, Wheel</li> </ul>
2	103199	20	<ul style="list-style-type: none"> <li>• BOLT, Wheel (1/2"-20 x 1.5625")</li> </ul>
3	151246	1	<ul style="list-style-type: none"> <li>• WELDMENT, Motor (Right hand - Control box side)</li> </ul>
4	151326	2	<ul style="list-style-type: none"> <li>• PIN, Steer</li> </ul>
5	151650	2	<ul style="list-style-type: none"> <li>• RETAINER, Washer</li> </ul>
6	110853	4	<ul style="list-style-type: none"> <li>• SCREW, Flat head cap (1/4"-20 x 5/8", Grade 5)</li> </ul>
7	100050	2	<ul style="list-style-type: none"> <li>• BUSHING, Fibreglide</li> </ul>
8	151260	1	<ul style="list-style-type: none"> <li>• WELDMENT, Steer arm (Left hand)</li> </ul>
9	107951	2	<ul style="list-style-type: none"> <li>• SCREW, Hex socket shoulder (5/8" x 1.25")</li> </ul>
10	107949	2	<ul style="list-style-type: none"> <li>• NUT, Hex head jam (1/2"-13, Grade 5)</li> </ul>
11	107143	2	<ul style="list-style-type: none"> <li>• END, Rod</li> </ul>
12	106450	2	<ul style="list-style-type: none"> <li>• NUT, Hex head jam (3/4"-16, Grade 5)</li> </ul>
13	(Ref.)	1	<ul style="list-style-type: none"> <li>• CYLINDER, Steer</li> </ul> <p style="margin-left: 20px;">(For components, refer to Page 3.8)</p>
14	103789	2	<ul style="list-style-type: none"> <li>• WASHER, Int tooth lock (1")</li> </ul>
15	107947	2	<ul style="list-style-type: none"> <li>• NUT, Hex head jam (1"-14, Grade 5)</li> </ul>
16	707041	2	<ul style="list-style-type: none"> <li>• FITTING, Straight (06 JIFC - 04 JICM)</li> </ul>
17	151688	2	<ul style="list-style-type: none"> <li>• FITTING, Elbow 45° (04 JICM - 04 JICF)</li> </ul>
18	151247	1	<ul style="list-style-type: none"> <li>• WELDMENT, Motor (Left hand)</li> </ul>
19	151259	1	<ul style="list-style-type: none"> <li>• WELDMENT, Steer arm (Right hand - Control box side)</li> </ul>
20	132565	2	<ul style="list-style-type: none"> <li>• CAP, Grease (GC5)</li> </ul>
21	(Ref.)	1	<ul style="list-style-type: none"> <li>• STEER SPEED VALVE ASSEMBLY</li> </ul> <p style="margin-left: 20px;">(For components, refer to Page 3.7)</p>

# Steer Speed Valve Assembly

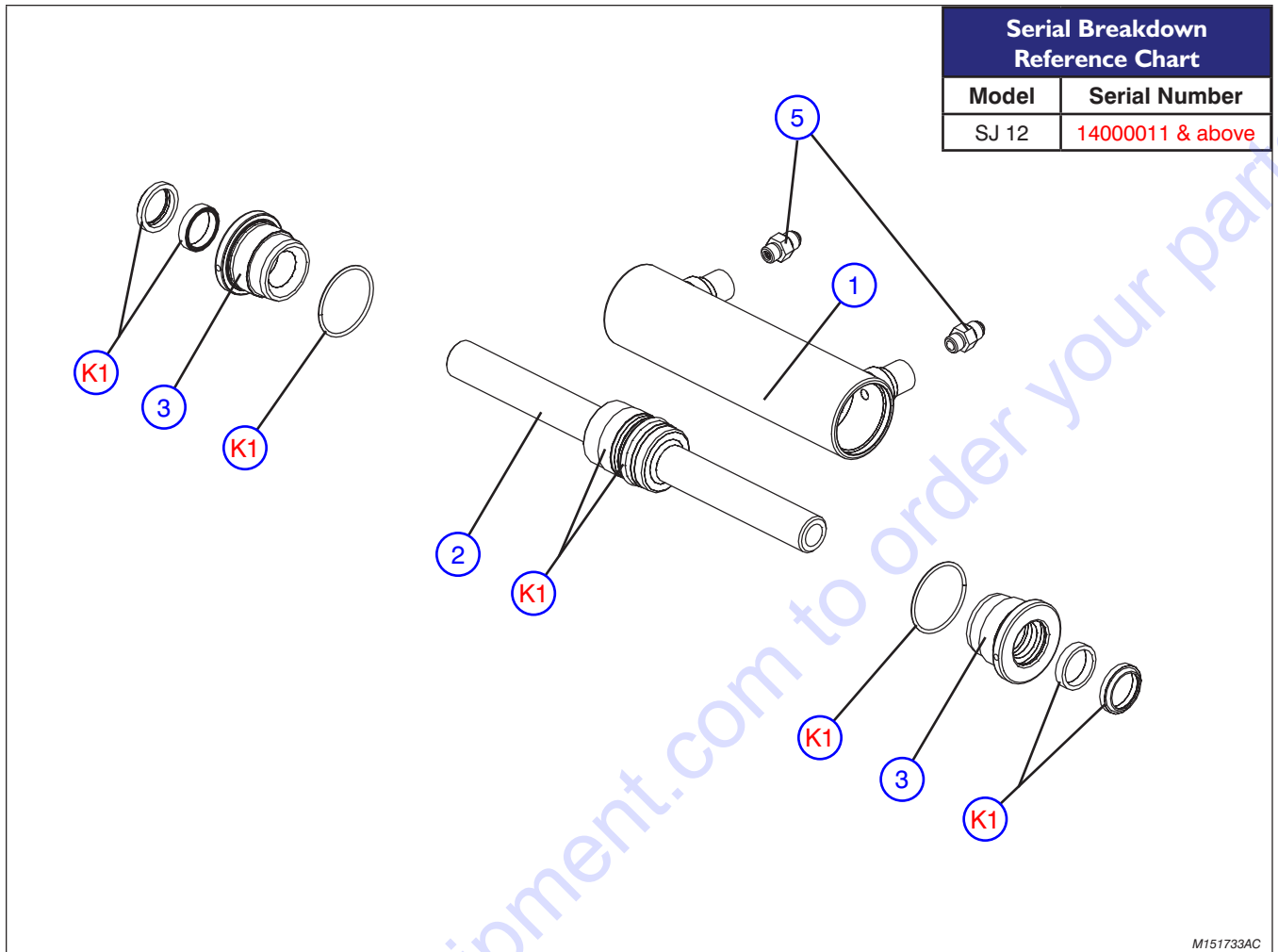


M151468AB

Index No.	Skyjack Part No.	Qty.	Description
-	-	1	STEER SPEED VALVE ASSEMBLY
1	157372	1	• BLOCK, Manifold (Steer speed with 0.018" orifice)
	157389	1	• • ORIFICE (0.018")
2	126128	1	• FITTING, Straight (04 JICM - 04 ORBM)
3	102626	1	• VALVE, Solenoid
4	103605	1	• COIL, 24V (2 Prong)
5	141428	1	• PLUG (SAE -4)
6	148445	1	• FITTING, Sraight (04 ORBM - 04 JICF)



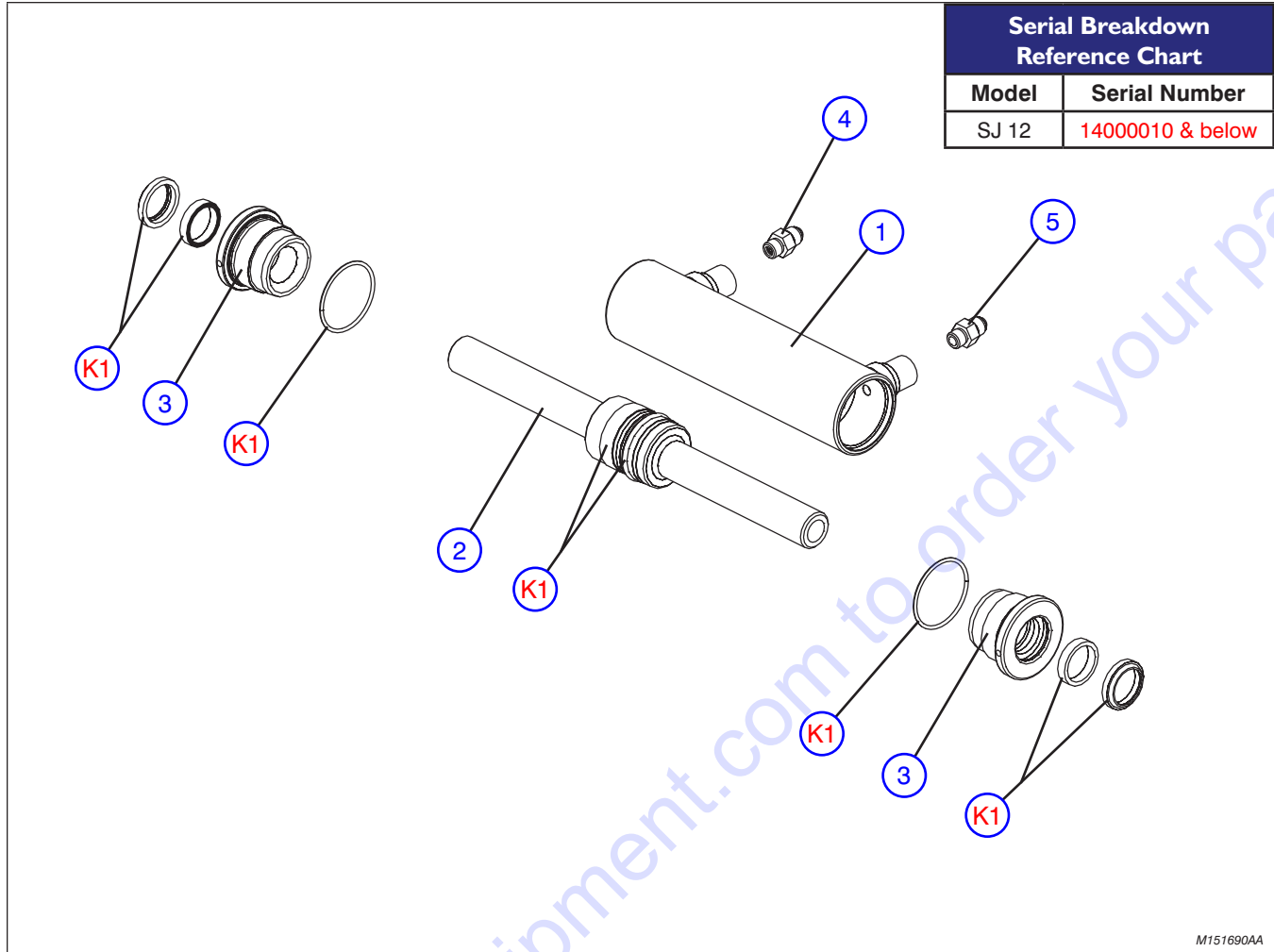
## Steer Cylinder Assembly



M151733AC

Index No.	Skyjack Part No.	Qty.	Description
-	151733	-	STEER CYLINDER ASSEMBLY
1	121089	1	• WELDMENT, Tube
2	107939	1	• ROD
3	121088	2	• GLAND
4	310056	1	• FITTING, Straight (with orifice)
K1	157562	1	KIT, Seal

# Steer Cylinder Assembly



M151690AA

Index No.	Skyjack Part No.	Qty.	Description
-	151690	-	STEER CYLINDER ASSEMBLY
1	121089	1	• WELDMENT, Tube
2	107939	1	• ROD
3	121088	2	• GLAND
4	151691	1	• FITTING, Straight (with orifice)
5	103069	1	• FITTING, Straight (06 JICM - 06 ORBM)
K1	121090	1	KIT, Seal

# PARTS FINDER

**Search Website  
by Part Number**



**Search Manual  
Library For Parts  
Manual & Lookup Part  
Numbers – Purchase  
or Request Quote**

**Search Manuals**

Enter your information to help us find the right parts manual for your machine.

\* Brand:

\* Model:

\* Serial:

\* Part Number:

SEARCH

**Can't Find Part or  
Manual? Request Help  
by Manufacturer,  
Model & Description**

**Parts Order Form**

Please fill in the following information to help us find the right part for your machine.

Manufacturer:	<input type="text"/>
Model:	<input type="text"/>
Description:	<input type="text"/>
Part Number:	<input type="text"/>
Quantity:	<input type="text"/>
Notes:	<input type="text"/>

Submit

Discount-Equipment.com is your online resource for quality parts & equipment.

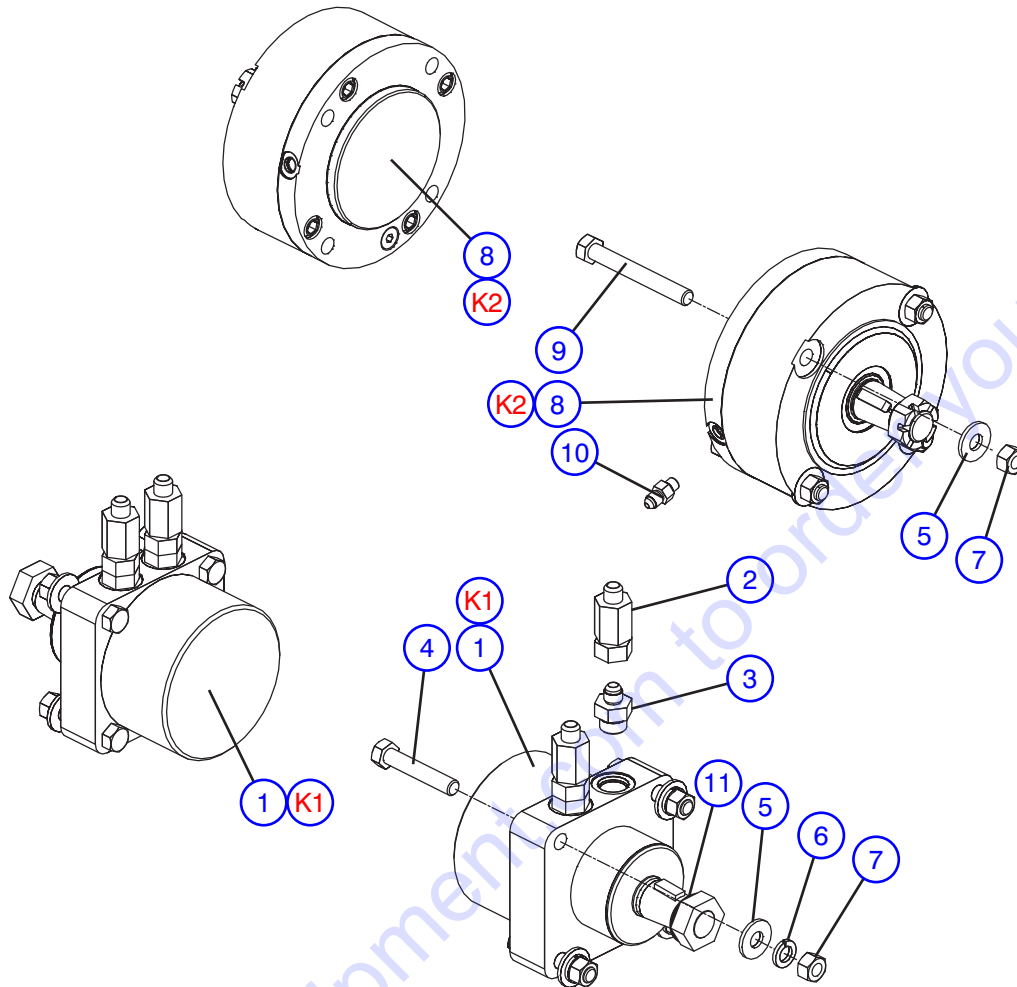
Florida: **561-964-4949** Outside Florida TOLL FREE: **877-690-3101**

**Need parts?**

Click on this link: <http://www.discount-equipment.com/category/5443-parts/> and choose one of the options to help get the right parts and equipment you are looking for. Please have the machine model and serial number available in order to help us get you the correct parts. If you don't find the part on the website or on one of the online manuals, please fill out the request form and one of our experienced staff members will get back to you with a quote for the right part that your machine needs.

We sell worldwide for the brands: Genie, Terex, JLG, MultiQuip, Mikasa, Essick, Whiteman, Mayco, Toro Stone, Diamond Products, Generac Magnum, Airman, Haulotte, Barreto, Power Blanket, Nifty Lift, Atlas Copco, Chicago Pneumatic, Allmand, Miller Curber, Skyjack, Lull, Skytrak, Tsurumi, Husquvarna Target, Stow, Wacker, Sakai, Mi-T-M, Sullair, Basic, Dynapac, MBW, Weber, Bartell, Bennar Newman, Haulotte, Ditch Runner, Menegotti, Morrison, Contec, Buddy, Crown, Edco, Wyco, Bomag, Laymor, EZ Trench, Bil-Jax, F.S. Curtis, Gehl Pavers, Heli, Honda, ICS/PowerGrit, IHI, Partner, Imer, Clipper, MMD, Koshin, Rice, CH&E, General Equipment, Amida, Coleman, NAC, Gradall, Square Shooter, Kent, Stanley, Tamco, Toku, Hatz, Kohler, Robin, Wisconsin, Northrock, Oztec, Toker TK, Rol-Air, APT, Wylie, Ingersoll Rand / Doosan, Innovatech, Con X, Ammann, Mecalac, Makinex, Smith Surface Prep, Small Line, Wanco, Yanmar

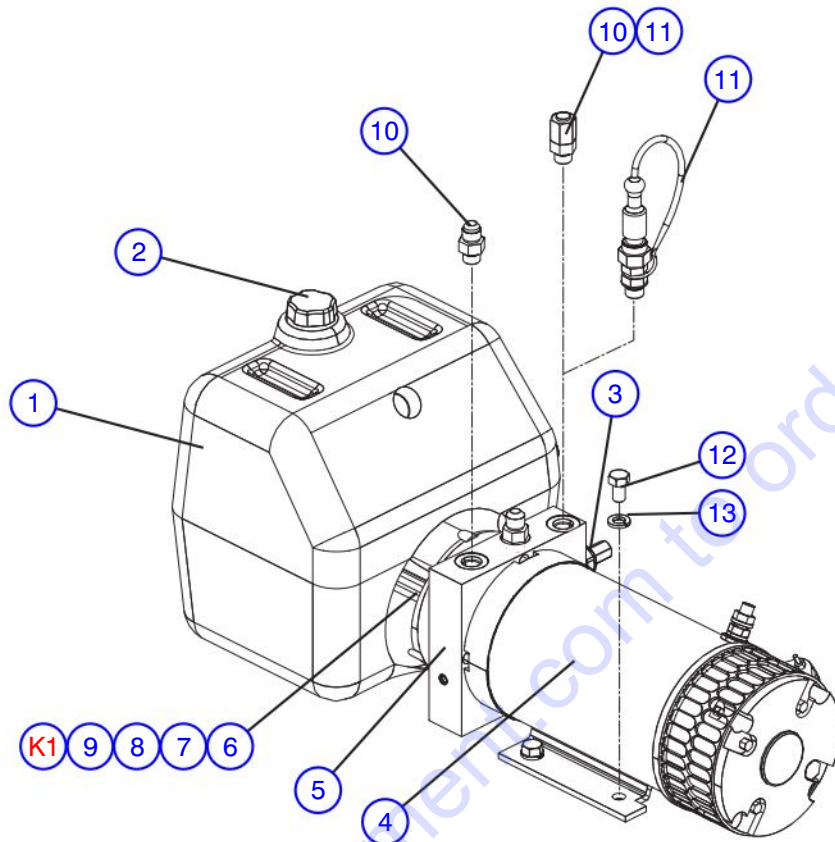
## Wheel Motor and Brake Assembly



M139412AB

Index No.	Skyjack Part No.	Qty.	Description
1	139412	2	MOTOR, Wheel
2	151465	4	FITTING, Straight swivel (06 JICM - 06 JICF)
3	103307	4	FITTING, Straight (06 JICM - 10 ORBM)
4	108818	8	BOLT, Hex head (1/2"-13 x 2.75", Grade 5)
5	103468	16	WASHER, Flat (1/2" SAE AA)
6	103470	16	WASHER, Lock (1/2", Grade 5)
7	103471	16	NUT, Hex head (1/2"-13, Grade 5)
8	154839	2	BRAKE, Wheel mount
9	127060	8	BOLT, Hex head (1/2"-13 x 4", Grade 5)
10	126128	2	FITTING, Straight (04 JICM - 04 ORBM)
11	103789	2	WASHER, Lock (Int tooth, 1")
K1	151099	2	KIT, Seal
K2	156251	2	KIT, Bearing and seal
	156252	2	KIT, Brake stack
	156253	2	KIT, O-ring

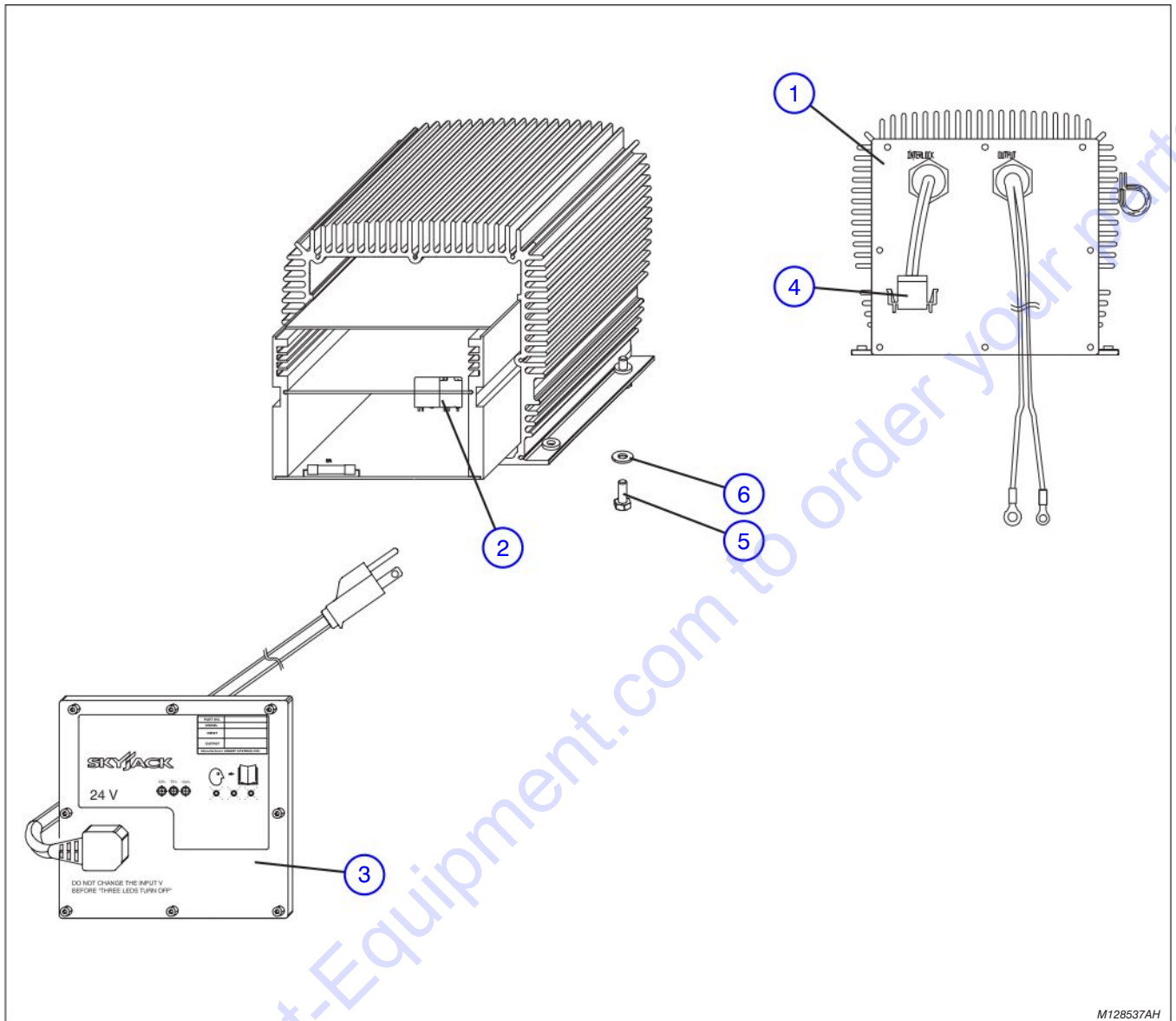
## Powerpack Assembly



M151270AD

Index No.	Skyjack Part No.	Qty.	Description
-	151270	1	POWERPACK, 24V
1	156874	1	• TANK, Hydraulic
2	156958	1	• CAP, Filler/Breather
3	156956	1	• VALVE, Relief
4	156877	1	• MOTOR, 24VDC
5	156959	1	• MANIFOLD, Powerpack
6	156875	1	• PUMP
7	156876	1	• COUPLER
8	156957	1	• STRAINER
9	156960	1	• CLAMP
10	103069	1	FITTING, Straight (06 JICM - 06 ORBM) <b>(CE)</b>
	103069	2	FITTING, Straight (06 JICM - 06 ORBM) <b>(ANSI/CSA)</b>
11	107666	1	FITTING, Cap (06 JICF) <b>(ANSI/CSA)</b>
	122420	1	QUICK DISCONNECT <b>(CE)</b>
12	138464	4	BOLT, Hex head (3/8"-16 x 5/8", Grade 5)
13	103999	4	WASHER, Lock (3/8")
K1	156961	1	KIT, Seal

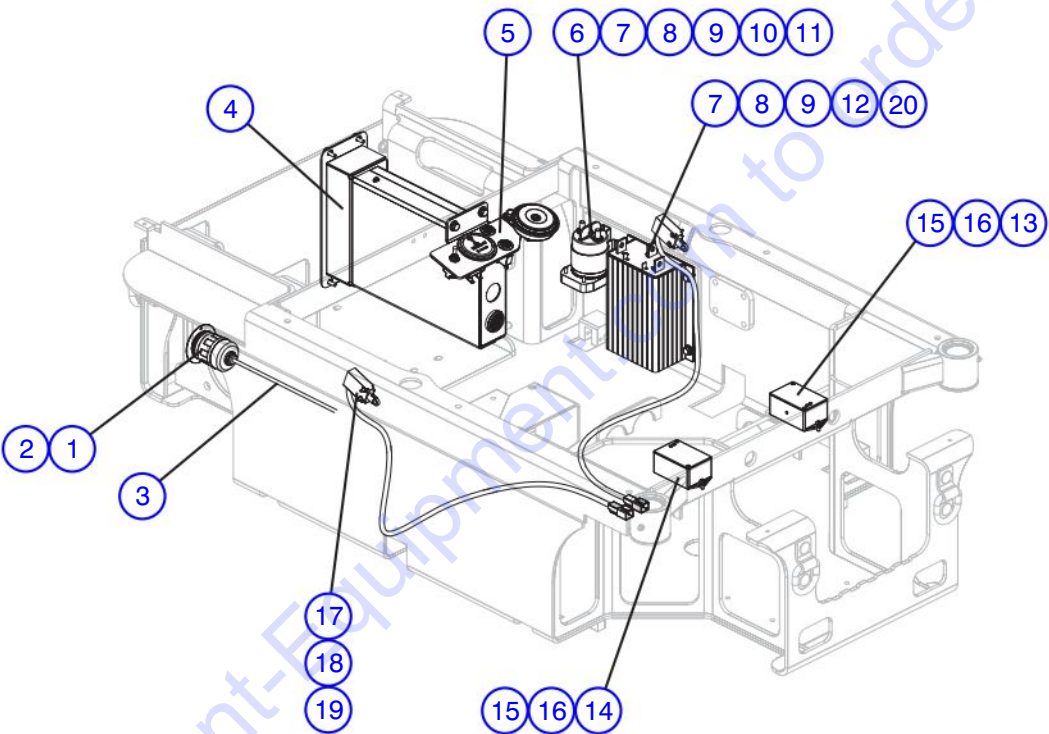
## Battery Charger Assembly



M128537AH

Index No.	Skyjack Part No.	Qty.	Description
1	128537	1	CHARGER, Battery (24VDC)
2	127154	1	• RELAY, Interlock
3	147674	1	FRONTPLATE ASSEMBLY (with hardwired cord)
4	115391	1	PLUG, Charger cutout
5	103856	4	BOLT, Hex head (1/4"-20 x 3/4", Grade 5)
6	103995	4	WASHER, Flat (1/4")

**Base Electrical Components**



M151689AB

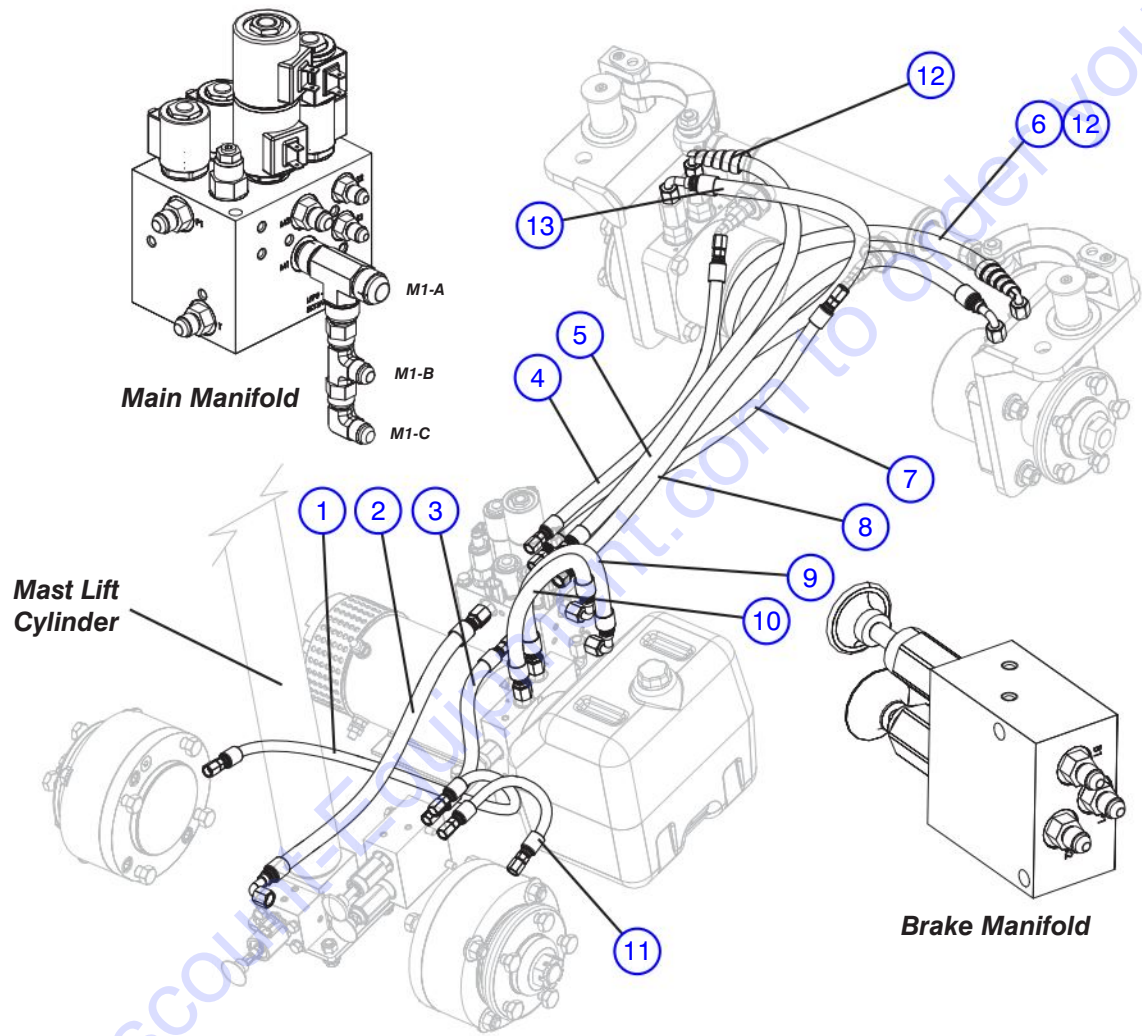
## Base Electrical Components

Index No.	Skyjack Part No.	Qty.	Description
1	105271	1	CONNECTOR, Inlet (110V) <b>(ANSI/CSA)</b>
2	113227	1	SEAL, Cover <b>(ANSI/CSA)</b>
3	156845	1	GROUND WIRE ASSEMBLY <b>(ANSI/CSA)</b>
4	(Ref.)	1	BASE CONTROL CENTRE ASSEMBLY (For components, refer to Page 3.14)
5	(Ref.)	1	HORN AND HOUR METER ASSEMBLY (For components, refer to Page 3.16)
6	146475	1	CONTACTOR
7	103855	6	BOLT, Hex head (1/4"-20 x 1/2", Grade 5)
8	104000	10	WASHER, Lock (1/4")
9	103995	12	WASHER, Flat (1/4")
10	104003	2	NUT, Hex head (#10-32)
11	156844	2	NUT, Hex head (5/16"-24, Grade 5)
12	151207	1	CONTROLLER, Pump motor (24VDC - 360 Amp)
13	156526	1	SWITCH, Tilt (Double axis)
14	156838	1	SWITCH, Tilt (Single axis)
15	103962	4	SCREW, Round head machine (#10-32 x 1/2")
16	104185	4	WASHER, Lock (#10)
17	156520	2	POTHOLE LIMIT SWITCH ASSEMBLY
	119348	1	• LIMIT SWITCH, Sealed
	117596	1	• CONNECTOR, Receptacle (2 pin)
	117598	1	• CONNECTOR, Receptacle wedge (2 pin)
	117590	2	• CONTACT, Pin (16-18)
18	103958	4	SCREW, Round head machine (#8-32 x 3/4")
19	112249	4	WASHER, Lock (#8)
20	157399	1	GUARD, Rubber



# Hydraulic Hose Connections

Serial Breakdown Reference Chart	
Model	Serial Number
SJ 12	14000011 & above



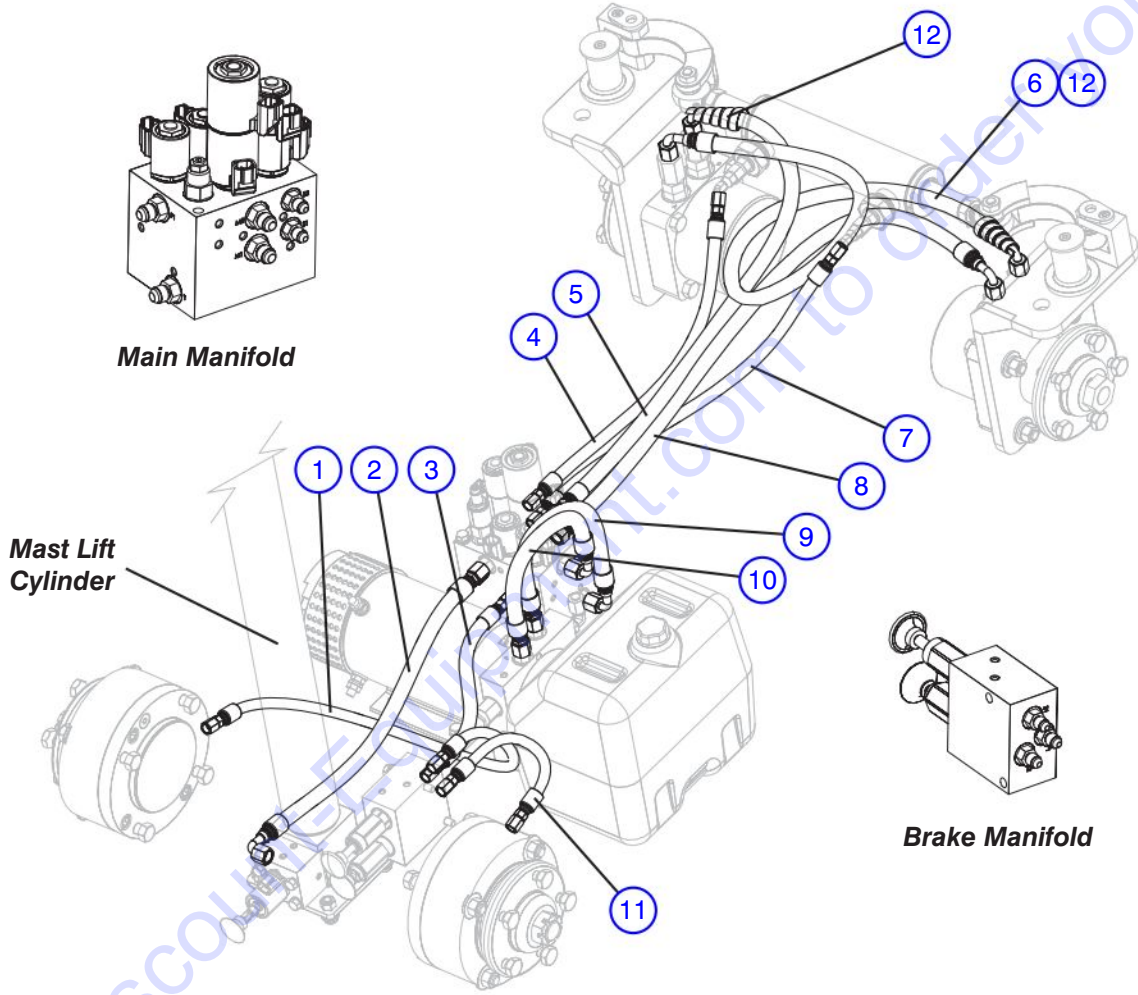
M151461AB

Index No.	Hose P/N	From		To	
		Description	Port	Port	Description
1	H 3104 0028 2	Left brake	-	B1	Brake manifold
2	H 3406 0019 0	Emergency lowering valve	-	L	Main manifold
3	H 3104 0015 2	Main manifold	B	P	Brake manifold
4	H 3104 0022 0	Main manifold	S2	R	Steering cylinder
5	H 34060035 0	Main manifold	M1-A	B	Right drive motor - Control box side
6	H 34060037 0	Left drive motor	A	M1-C	Main manifold
7	H 3104 0022 0	Steer speed valve	P2	L	Steering cylinder
8	H 3406 0034 0	Main manifold	M2	B	Left drive motor
9	H 3406 0014 0	Main manifold	T	T	Powerpack
10	H 3406 0014 0	Main manifold	P1	P	Powerpack
11	H 3104 0011 0	Brake manifold	B2	-	Right brake - Control box side
13	H 34060036 0	Main manifold	M1-B	A	Right drive motor - Control box side

Index No.	Skyjack Part No.	Qty.	Description
12	131285	2	GUARD, Spring (5/8" x 5")

# Hydraulic Hose Connections

Serial Breakdown Reference Chart	
Model	Serial Number
SJ 12	14000010 & below



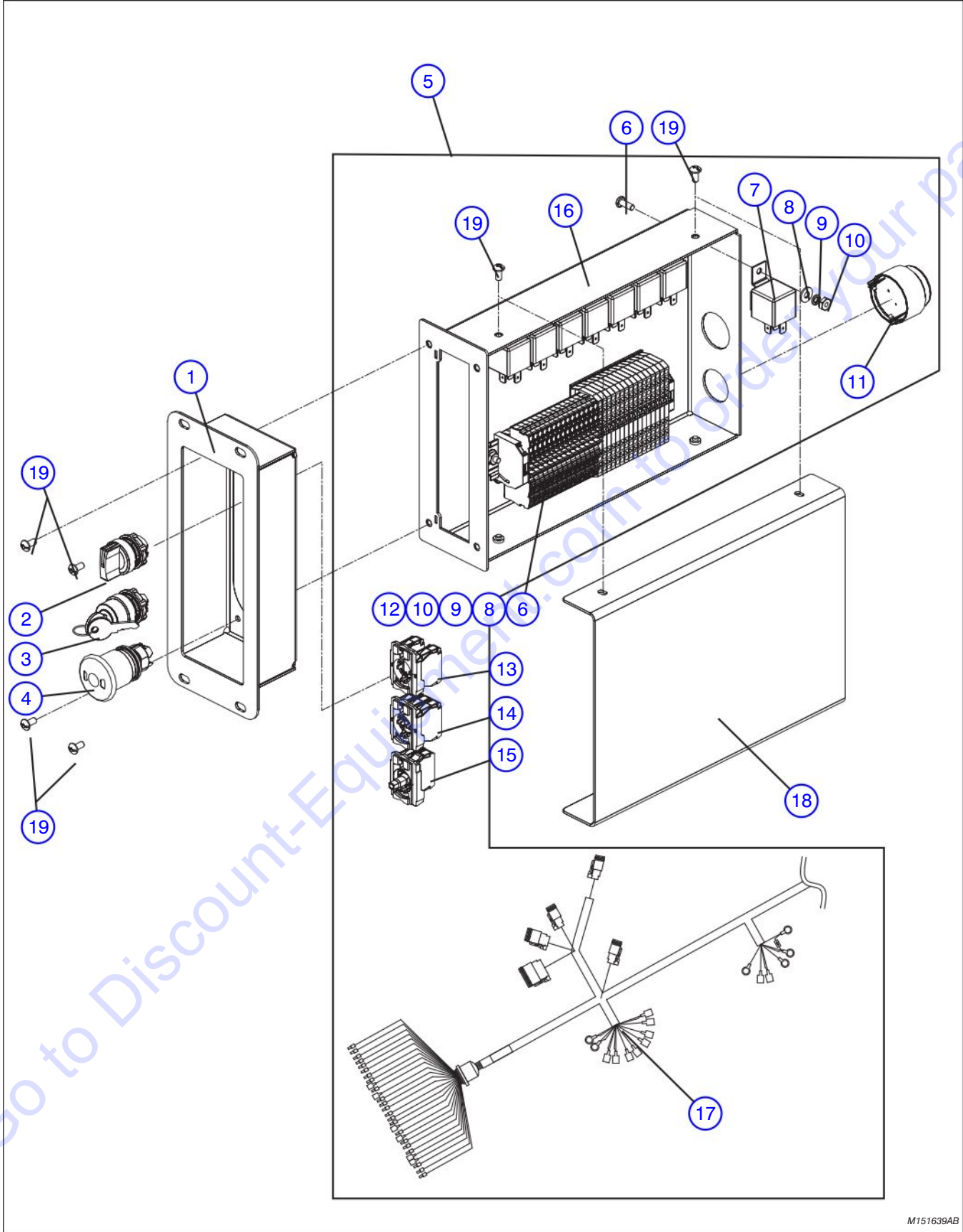
Go to DiscoverHydraulic.com to order your parts

M151461AB

## Hydraulic Hose Connections

Index No.	Hose P/N	From		To	
		Description	Port	Port	Description
1	H 3104 0028 2	Left brake	-	B1	Brake manifold
2	H 3406 0019 0	Emergency lowering valve	-	L	Main manifold
3	H 3104 0015 2	Main manifold	B	P	Brake manifold
4	H 3104 0022 0	Main manifold	S2	R	Steering cylinder
5	H 3406 0034 0	Main manifold	M2	B	Right drive motor - Control box side
6	H 1206 0044 0	Left drive motor	A	A	Right drive motor - Control box side
7	H 3104 0022 0	Steer speed valve	P2	L	Steering cylinder
8	H 3406 0034 0	Main manifold	M1	B	Left drive motor
9	H 3406 0014 0	Main manifold	T	T	Powerpack
10	H 3406 0014 0	Main manifold	P1	P	Powerpack
11	H 3104 0011 0	Brake manifold	B2	-	Right brake - Control box side
<b>Index No.</b>	<b>Skyjack Part No.</b>	<b>Qty.</b>	<b>Description</b>		
12	131285	2	GUARD, Spring (5/8" x 5")		

**Base Control Centre Assembly**

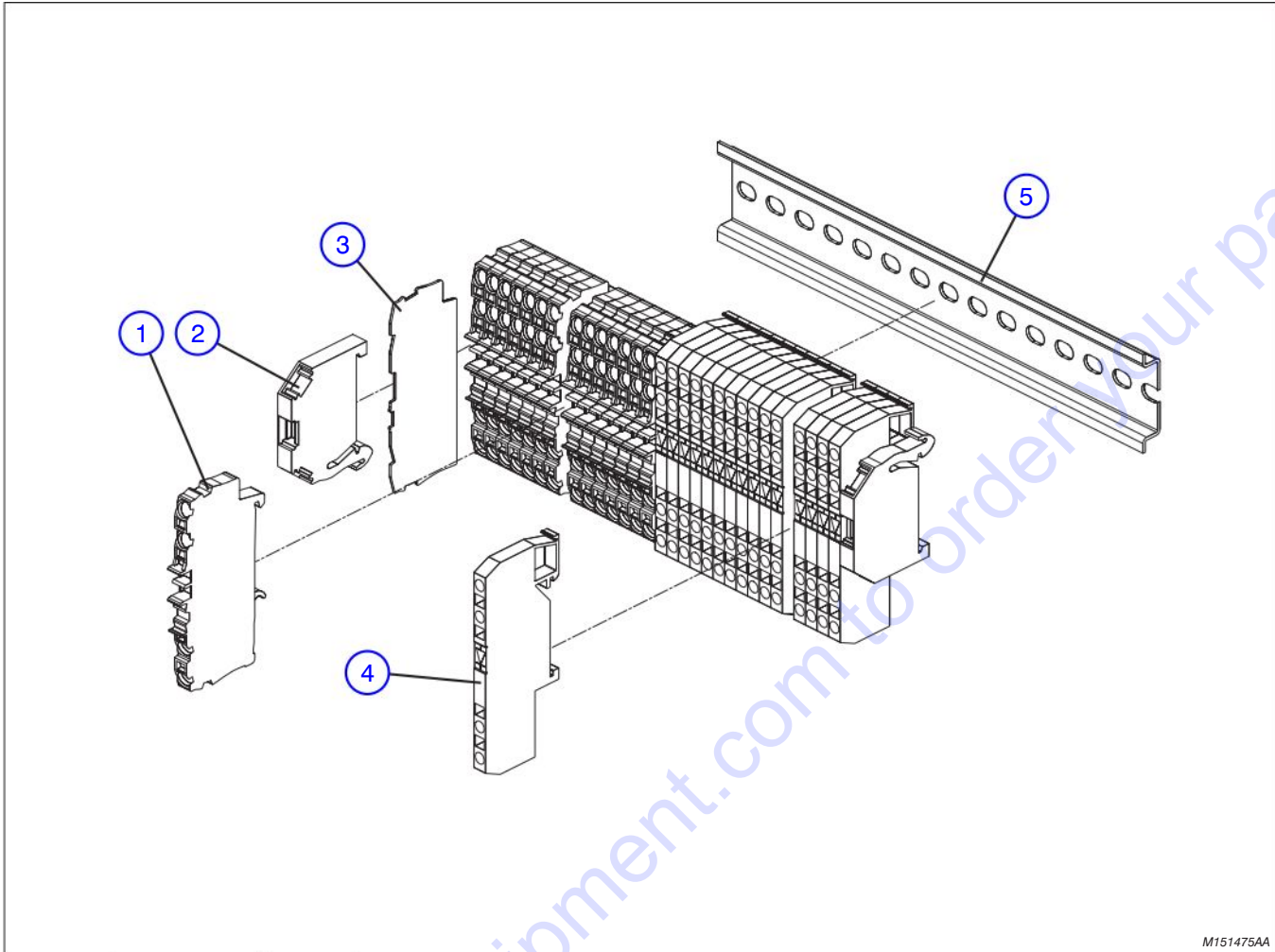


M151639AB

## Base Control Centre Assembly

Index No.	Skyjack Part No.	Qty.	Description
A	157358	-	BASE CONTROL CENTRE ASSEMBLY <b>(ANSI/CSA)</b>
B	157357	-	BASE CONTROL CENTRE ASSEMBLY <b>(CE)</b>
1	151474	1	• LOWER CONTROLS, <b>(ANSI/CSA)</b>
	156594	1	• LOWER CONTROLS, <b>(CE)</b>
	151555	1	• • WELDMENT, Controls face
2	147069	1	• • HEAD, Selector switch (Lower/Raise)
3	166015	1	• • HEAD, Selector key switch (Off/Platform/Base), <b>(ANSI/CSA)</b>
	147057	1	• • HEAD, Selector key switch (Off/Platform/Base), <b>(CE)</b>
4	147051	1	• • HEAD, Emergency stop
5	157356	1	• LOWER CONTROL BOX ASSEMBLY
			<b>(Order P/N 157640 For Machines with S/N 14000581 and below)</b>
	151551	1	• • WELDMENT, Controls deck
6	103962	10	• • SCREW, Round head machine (#10-32 x 1/2")
7	108589	8	• • RELAY, Sealed (24V)
8	104694	10	• • WASHER, Flat (#10)
9	104185	10	• • WASHER, Lock (#10)
10	103987	11	• • NUT, Hex head (#10-24)
11	103057	1	• • BEEPER, Slow pulsing (24VDC)
12	(Ref.)	-	• • TERMINAL STRIP ASSEMBLY
			For components, refer to Page 3.15)
13	-	-	• • SWITCH, Selector (Lower/Raise)
	147056	1	• • • LATCH
	147054	2	• • • BLOCK, Contact (N.O.)
14	-	-	• • SWITCH, Selector key (Off/Platform/Base)
	147056	1	• • • LATCH
	147054	1	• • • BLOCK, Contact (N.O.)
	147053	2	• • • BLOCK, Contact (N.C.)
15	-	-	• • SWITCH, Emergency stop
	147056	1	• • • LATCH
	147053	1	• • • BLOCK, Contact (N.C.)
	147061	1	• • • LED BLOCK, 24V (Red)
16	151551	1	• • WELDMENT, Controls deck
17	(Ref)	1	• • HARNESS, Main
			(For components, refer to Page 3.17)
18	151558	1	• COVER, Lower controls
19	115545	8	• SCREW, Round head machine (#10-32 x 3/8")
20	103995	4	WASHER, Flat (1/4")
21	104000	4	WASHER, Lock (1/4")
22	103965	4	SCREW, Round Head, (1/4"-20 x 3/4")

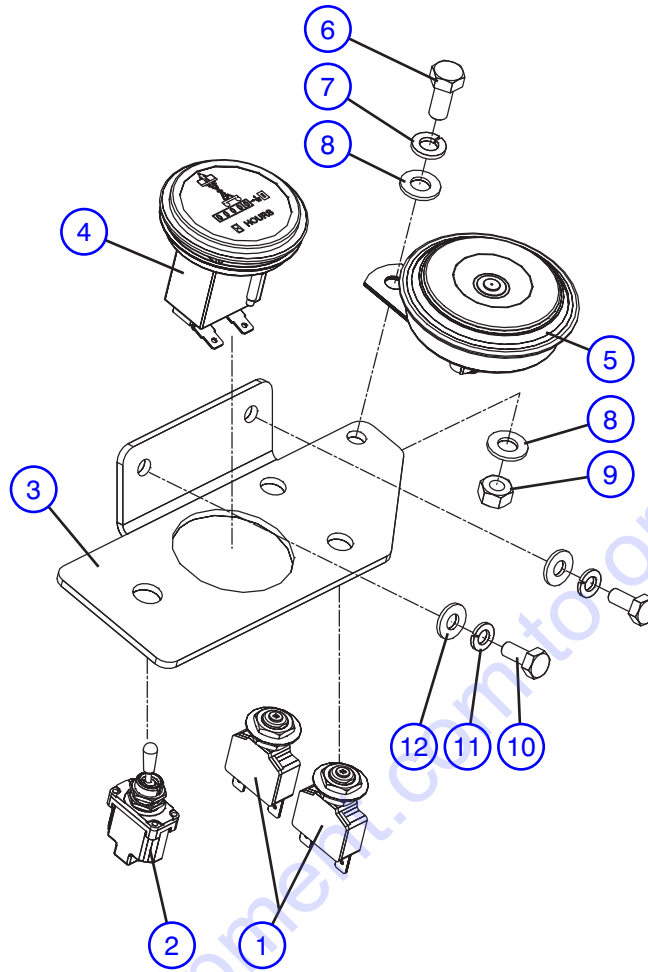
## Terminal Strip Assembly



M151475AA

Index No.	Skyjack Part No.	Qty.	Description
-	151475	-	TERMINAL STRIP ASSEMBLY
1	157589	15	• TERMINAL BLOCK, Through
2	157590	2	• END STOP
3	157591	1	• END PLATE
4	157588	16	• TERMINAL BLOCK, Diode
5	130752	7.25"	• DINRAIL
6	151643	1	RESISTOR (250 ohm, 1 watt)
	156527	1	RESISTOR (2k ohm, 2 watt)
	151645	1	RESISTOR (4.7k ohm, 1 watt)
	151646	1	RESISTOR (1k ohm, 1 watt)
	151647	1	RESISTOR (68 ohm, 1 watt)
	156564	1	RESISTOR (1.5 ohm, 1 watt)
	156515	1	RESISTOR (220 ohm, 3/4 watt)

## Horn and Hour Meter Assembly



M151689AB

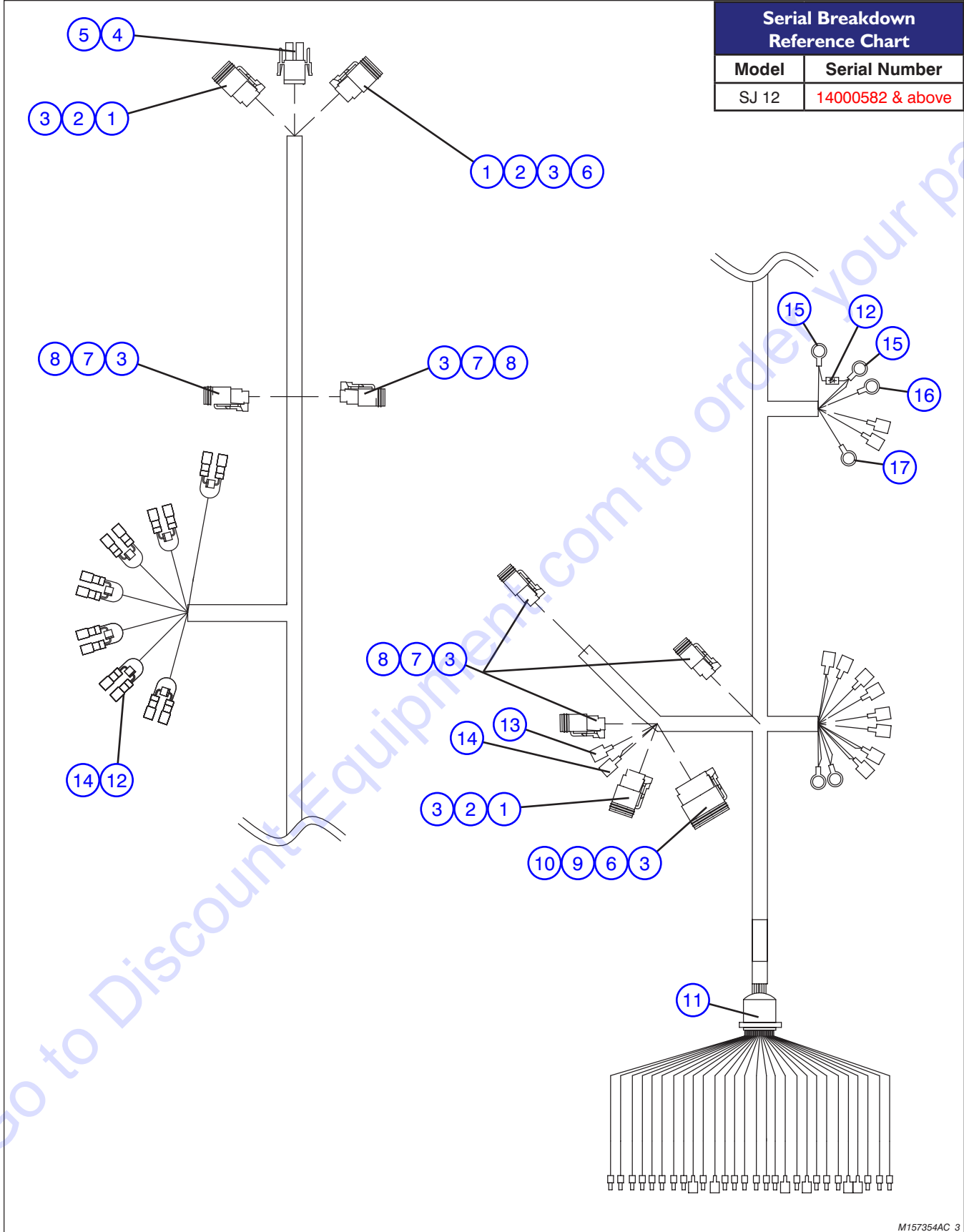
Index No.	Skyjack Part No.	Qty.	Description
-	151689	-	HORN AND HOUR METER ASSEMBLY
1	117325	2	• BREAKER, Circuit (15 Amp)
2	115573	1	• SWITCH, Toogle
3	151662	1	• BRACKET
4	103336	1	• HOUR METER
5	146649	1	• HORN, 24V (Low tone)
6	103887	1	• BOLT, Hex head (5/16"-18 x 3/4", Grade 5)
7	103404	1	• WASHER, Lock (5/16")
8	103996	2	• WASHER, Flat (5/16")
9	100397	1	• NUT, Hex head (5/16"-18, Grade 5)
10	103892	2	BOLT, Hex head (1/4"-20 x 5/8", Grade 5)
11	104000	2	WASHER, Lock (1/4")
12	103995	2	WASHER, Flat (1/4")



# Main Harness Assembly

AB

Serial Breakdown Reference Chart	
Model	Serial Number
SJ 12	14000582 & above



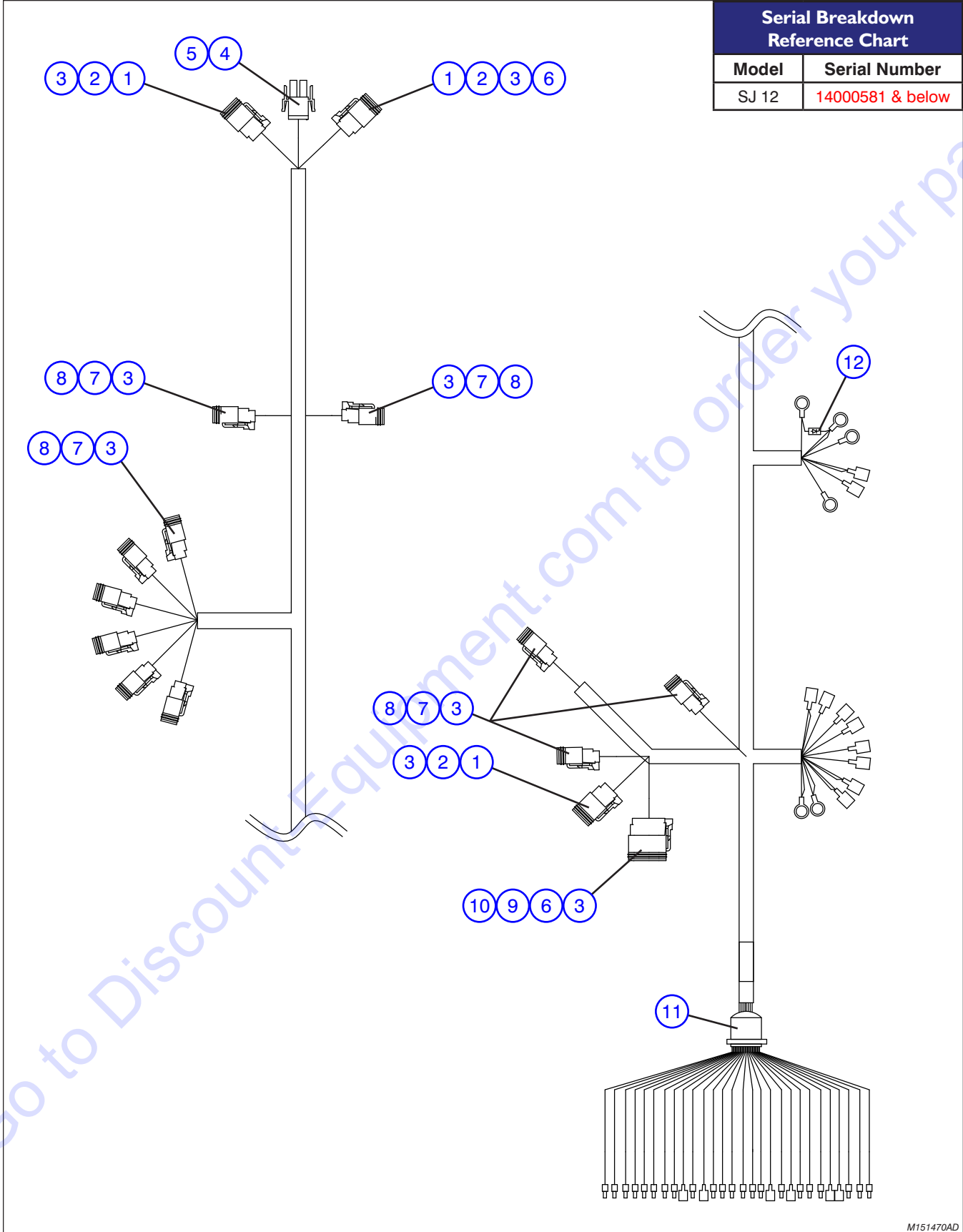
M157354AC\_3

Index No.	Skyjack Part No.	Qty.	Description
-	157354	1	MAIN HARNESS
1	117579	3	• CONNECTOR, Plug (4 pin)
2	117581	3	• CONNECTOR, Plug wedge (4 pin)
3	117593	32	• CONNECTOR, Contact socket (14-16)
4	116992	1	• HOUSING, Plug (2 pole)
5	116990	2	• PIN, Wire (Female)
6	117594	2	• SEALING, Connector
7	117597	5	• CONNECTOR, Plug (2 pin)
8	117599	5	• CONNECTOR, Plug wedge (2 pin)
9	117587	1	• CONNECTOR, Plug (12 pin)
10	117589	1	• CONNECTOR, Plug wedge (12 pin)
11	138754	1	• STRAIN RELIEF
12	129258	8	• DIODE
13	105359	14	• TERMINAL, Female 14-16 Ins
14	105568	18	• TERMINAL, Female 10-12 Ins
15	108171	4	• TERMINAL, Ring 10-12 GA
16	109210	1	• TERMINAL, Ring 14-16 GA 5/16"
17	102941	1	• TERMINAL, Ring 14-16 GA 3/8"

# Main Harness Assembly

AB

Serial Breakdown Reference Chart	
Model	Serial Number
SJ 12	14000581 & below

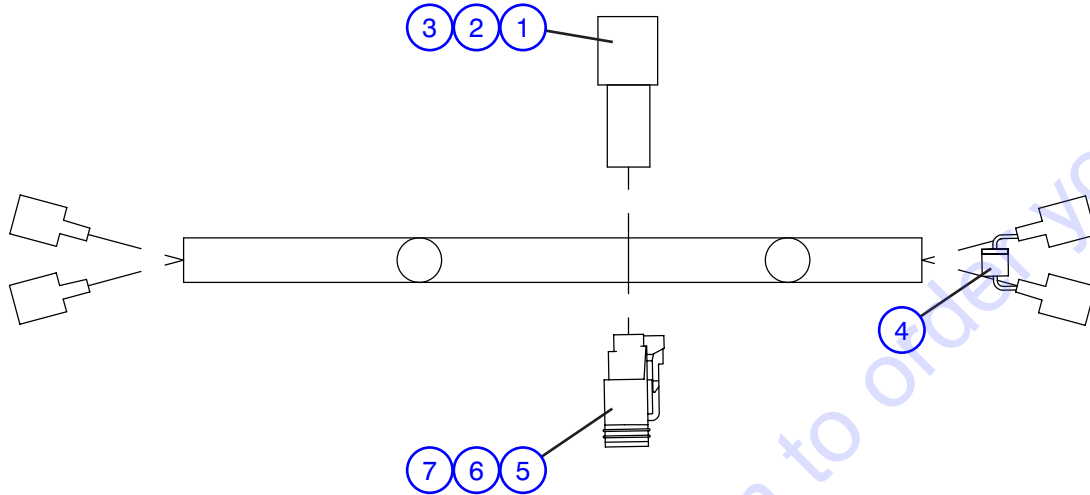


M151470AD

Index No.	Skyjack Part No.	Qty.	Description
-	151470	1	MAIN HARNESS
1	117579	3	• CONNECTOR, Plug (4 pin)
2	117581	3	• CONNECTOR, Plug wedge (4 pin)
3	117593	30	• CONNECTOR, Contact socket (14-16)
4	116992	1	• HOUSING, Plug (2 pole)
5	116990	2	• PIN, Wire (Female)
6	117594	2	• SEALING, Connector
7	117597	4	• CONNECTOR, Plug (2 pin)
8	117599	4	• CONNECTOR, Plug wedge (2 pin)
9	117587	1	• CONNECTOR, Plug (12 pin)
10	117589	1	• CONNECTOR, Plug wedge (12 pin)
11	138754	1	• STRAIN RELIEF
12	129258	1	• DIODE

Go to Discount-Equipment.com to order your parts

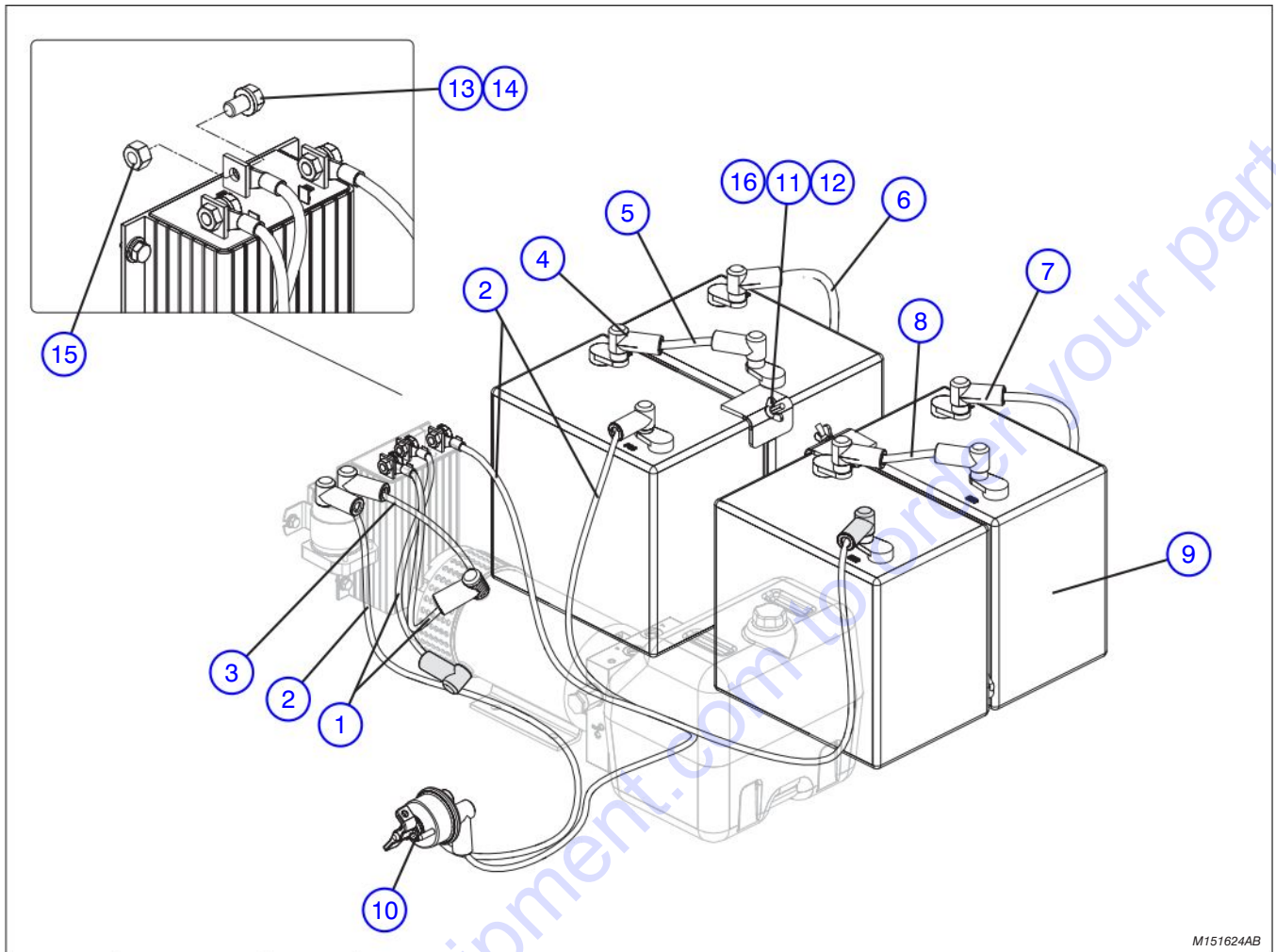
# Steer Speed Harness



M151624AB

Index No.	Skyjack Part No.	Qty.	Description
-	157371	-	HARNESS, Steer speed ( <b>For machines with S/N of 14000581 and below</b> )
1	117596	1	• CONNECTOR, Receptacle (2 pin)
2	117598	1	• CONNECTOR, Receptacle wedge (2 pin)
3	117592	2	• CONNECTOR, Contact pin (14-16)
4	102921	1	• DIODE
5	117597	1	• CONNECTOR, Plug (2 pin)
6	117599	1	• CONNECTOR, Plug wedge (2 pin)
7	117593	2	• CONNECTOR, Contact socket (14-16)

## Battery Assembly

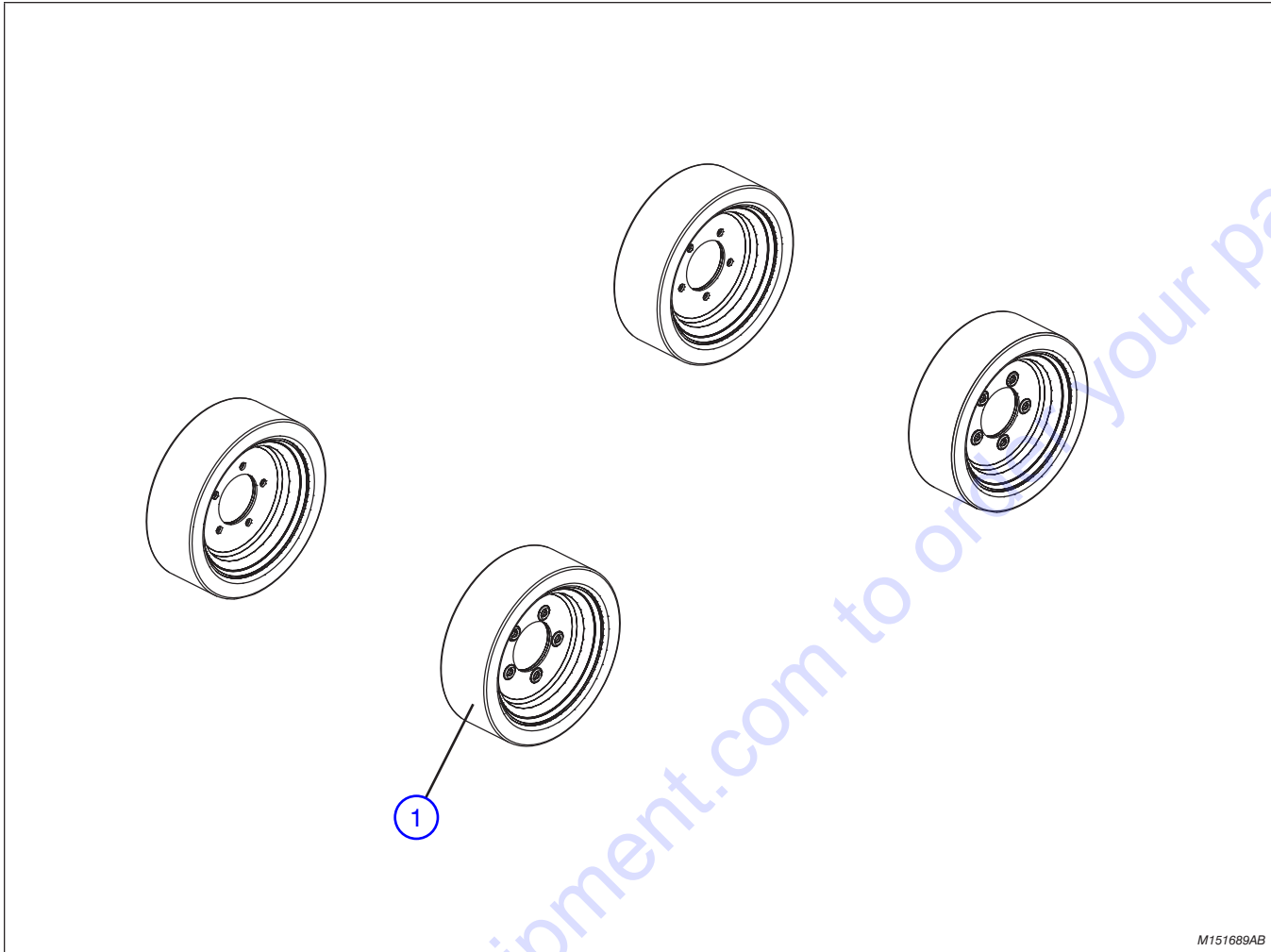


M151624AB

Index No.	Skyjack Part No.	Qty.	Description
-	151624	-	BATTERY ASSEMBLY
1	151594	2	• CABLE, Battery
2	151591	3	• CABLE, Battery
3	151593	1	• CABLE, Battery
4	105601	5	• BOOT, Battery (Black)
5	137243	1	• CABLE, Battery (with inline fuse)
	310517	1	• • FUSE (300 Amp)
6	151592	1	• CABLE, Battery
7	105600	10	• BOOT, Battery (Red)
8	120425	1	• CABLE, Battery
9	103480	4	• BATTERY (6V)
10	119725	1	• SWITCH, Main disconnect
	108714	1	• LEVER, Main disconnect switch
11	157364	2	• BRACKET, Battery tie down
12	157363	2	• HOLD DOWN, Battery
13	138464	3	• BOLT, Hex head (3/8"-16 x 5/8", Grade 5)
14	103999	3	• WASHER, Lock (3/8")
15	103978	3	• NUT, Hex head (3/8"-16, Grade 5)
16	120175	2	• WING NUT, Hex head (0.375 -16 Grade 5)

# Wheel Assembly

AB



M151689AB

Index No.	Skyjack Part No.	Qty.	Description
<b>A</b>	151605	1	WHEEL ASSEMBLY (Grey)
<b>B</b>	151606	1	WHEEL ASSEMBLY (White)
<b>1</b>	152039	4	• TIRE ASSEMBLY, <b>A</b>
	154835	4	• TIRE ASSEMBLY, <b>B</b>

**4.1** *Tool Tray Assembly*

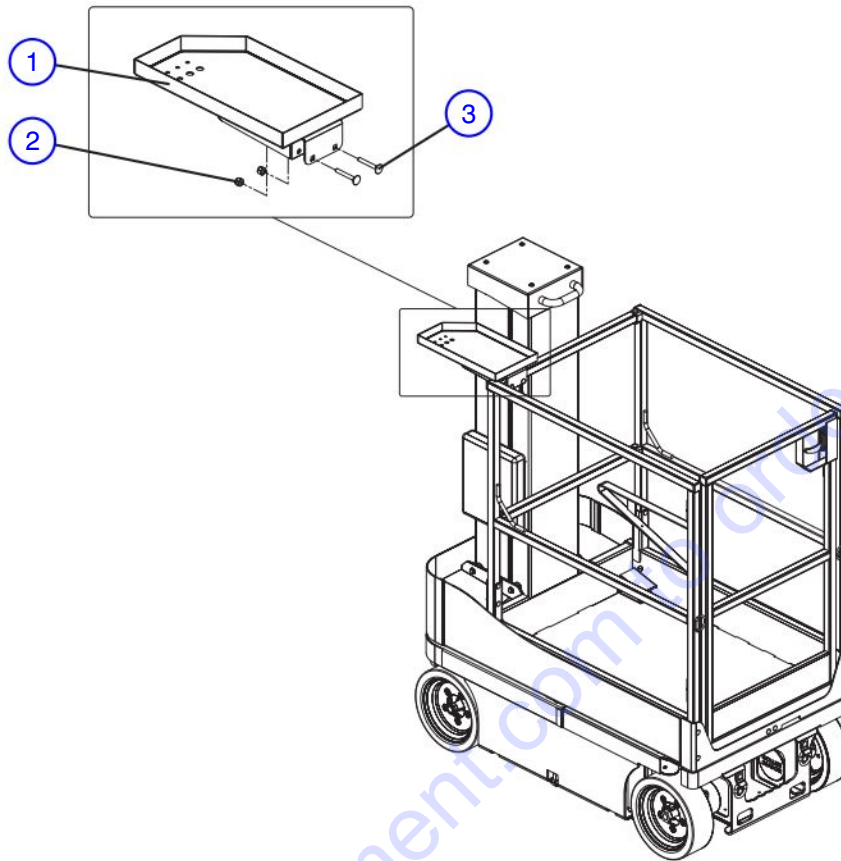
**4.2** *Biodegradeable Hydraulic Oil Option*

Go to Discount-Equipment.com to order your parts



**Tool Tray Assembly**

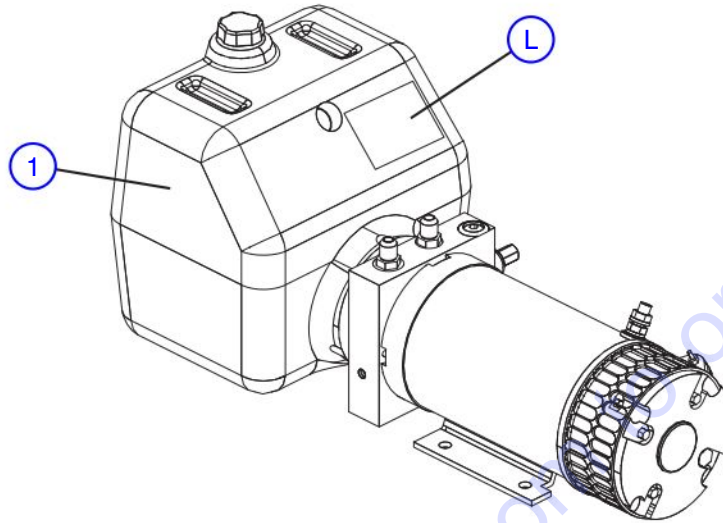
**AB**



M157132AA

Index No.	Skyjack Part No.	Qty.	Description
-	157132	-	TOOL TRAY ASSEMBLY
1	157131	1	<ul style="list-style-type: none"> <li>• WELDMENT, Tool tray</li> </ul>
2	103984	2	<ul style="list-style-type: none"> <li>• NUT, Hex nylon lock (5/16"-18, Grade 5)</li> </ul>
3	127437	2	<ul style="list-style-type: none"> <li>• BOLT, Carriage (5/16"-18 x 2", Grade 5)</li> </ul>

## Biodegradable Hydraulic Oil Option



M157132AA

Index No.	Skyjack Part No.	Qty.	Description
-	157142	-	BIODEGRADEABLE HYDRAULIC OIL OPTION
1	157138	8L	<ul style="list-style-type: none"> <li>OIL, Biodegradable hydraulic</li> </ul>
L	157143	1	<ul style="list-style-type: none"> <li>LABEL, Hydraway Bio SE32-68</li> </ul>

**Label Kits**

The following label kit is for models SJ12.

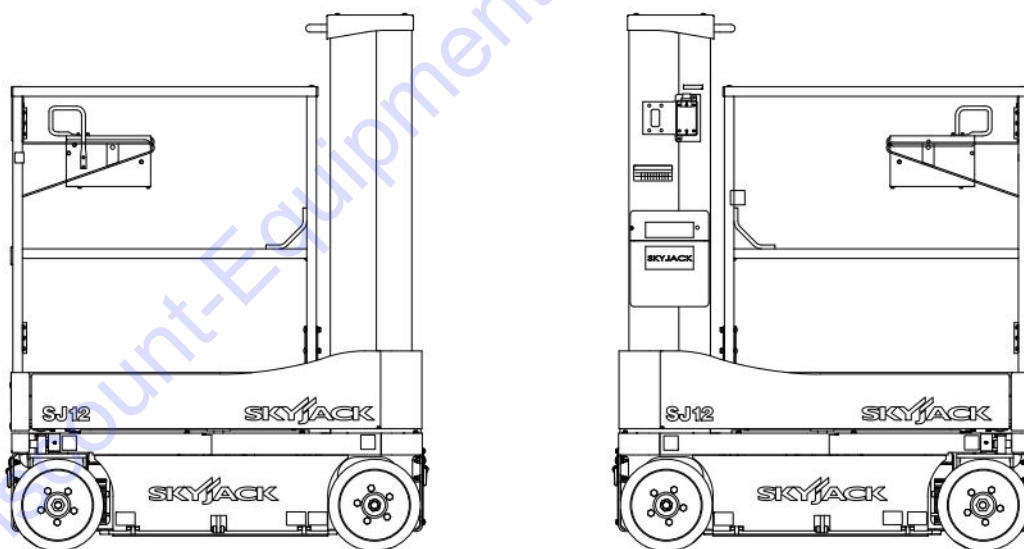
It excludes:

- model designations
- platform capacities
- standards compliance
- serial plates

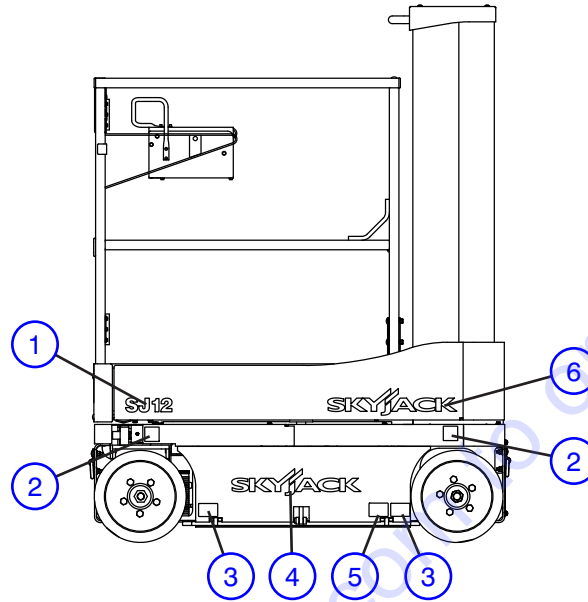
Supply model number, country and language when ordering complete machine labels.

Label Kit		
MODEL	ANSI/CSA	CE
SJ12	Part # 157535	Part # 157536

277AA



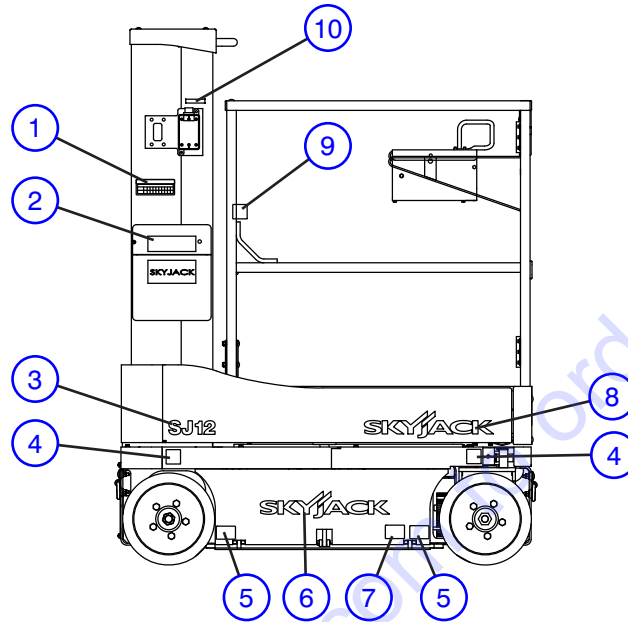
## Labels - Vertical Mast (Left View)



M148979AA1

Index No.	Skyjack Part No.	Qty.	Description
1	156335	1	LABEL, Model number ( <b>SJ12</b> ) (Not included in kit)
2	157014	2	LABEL, Wheel Load (390kg/860lb) ( <b>SJ12</b> )
3	102896	2	LABEL, Forklift boot
4	129759	1	LABEL, Skyjack logo (Blue/Red)
5	117023	1	LABEL, "CE" ( <b>CE</b> )
6	129758	1	LABEL, Skyjack logo (Blue)

## Labels - Vertical Mast (Right View)

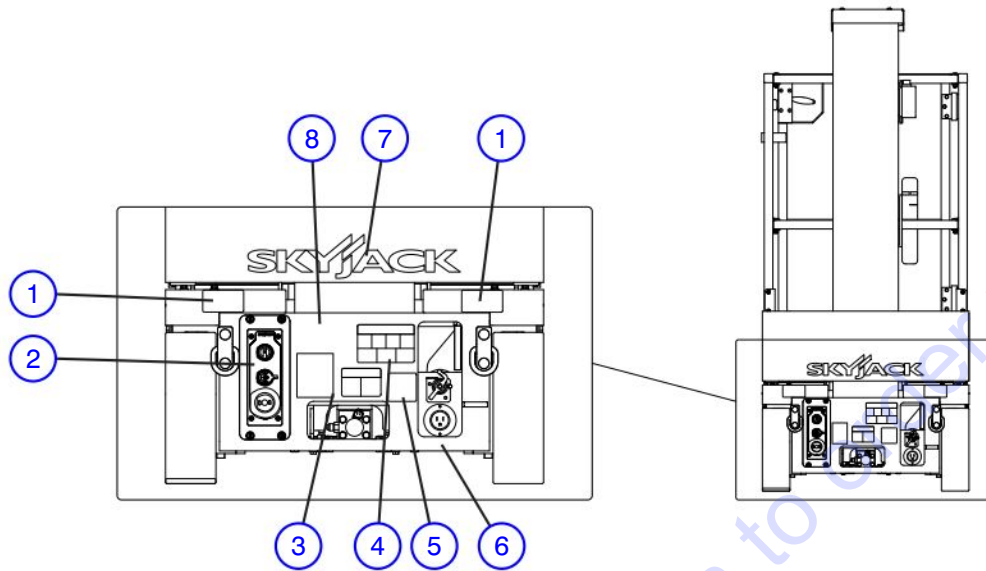


Front View

M148639AA

Index No.	Skyjack Part No.	Qty.	Description
1	156441	1	LABEL, Annual inspection
2	123628	1	LABEL, Manual box
3	156335	1	LABEL, Model number <b>(SJ12)</b> (Not included in kit)
4	157014	2	LABEL, Wheel Load (390kg/860lb) <b>(SJ12)</b>
5	102896	2	LABEL, Forklift boot
6	129759	1	LABEL, Skyjack logo (Blue/Red)
7	117023	1	LABEL, "CE" <b>(CE)</b>
8	129758	1	LABEL, Skyjack logo (Blue)
9	130018	2	LABEL, Harness anchorage pictorial
10	138211	1	LABEL, AC connection <b>(ANSI/CSA)</b>

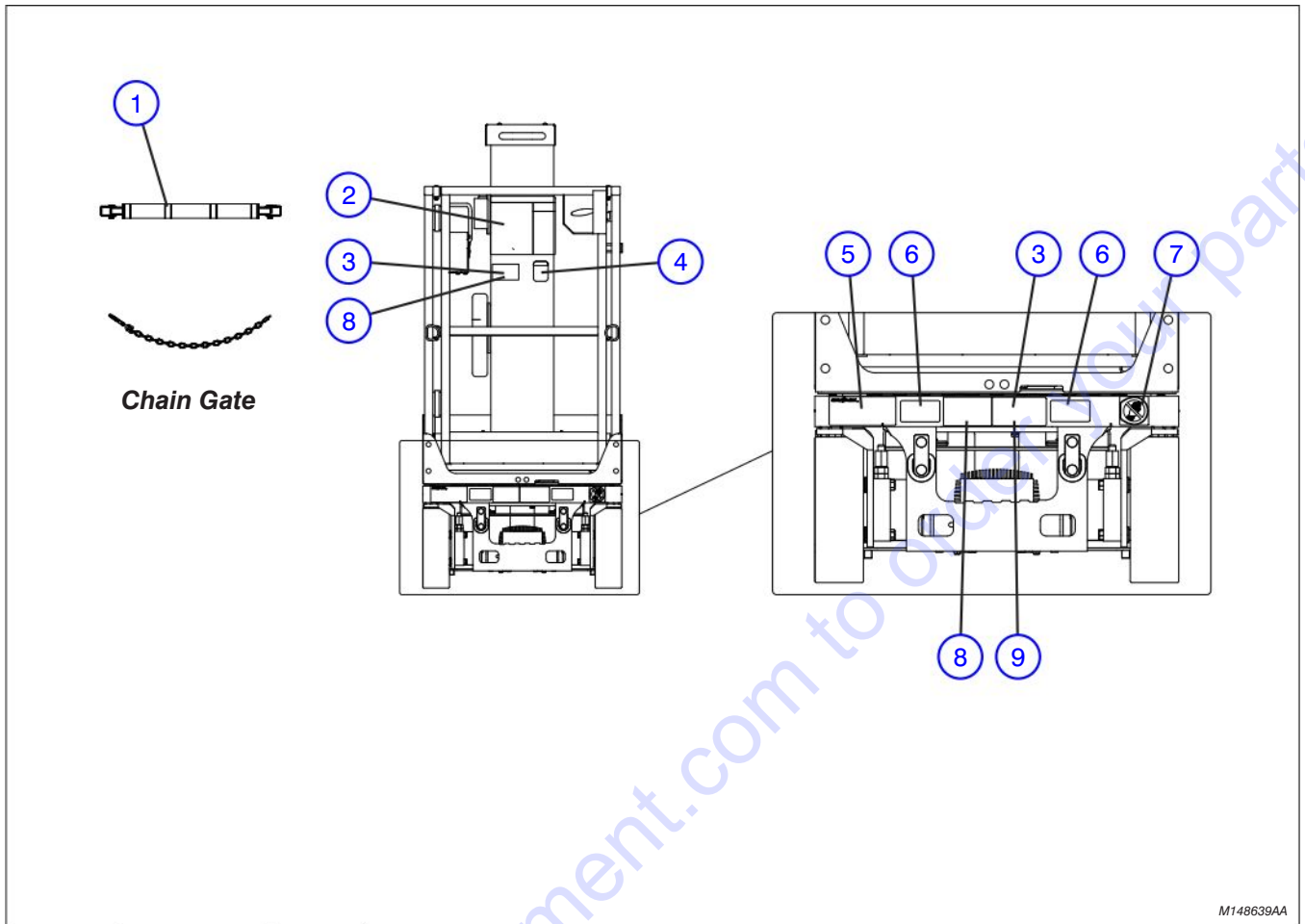
### Labels - Vertical Mast (Rear View)



M148979AA1

Index No.	Skyjack Part No.	Qty.	Description
1	124767	2	LABEL, Lift point/tie down
2	156317	1	LABEL, Base control console
3	156435	1	LABEL, Emergency lowering
4	156721	1	LABEL, Caution brake
5	119674	1	LABEL, Battery disconnect switch
6	138211	1	LABEL, AC connection <b>(ANSI/CSA)</b>
7	129758	1	LABEL, Skyjack logo (Blue)
8	156309	1	LABEL, Serial plate <b>(ANSI/CSA)</b> (Not included in kit)

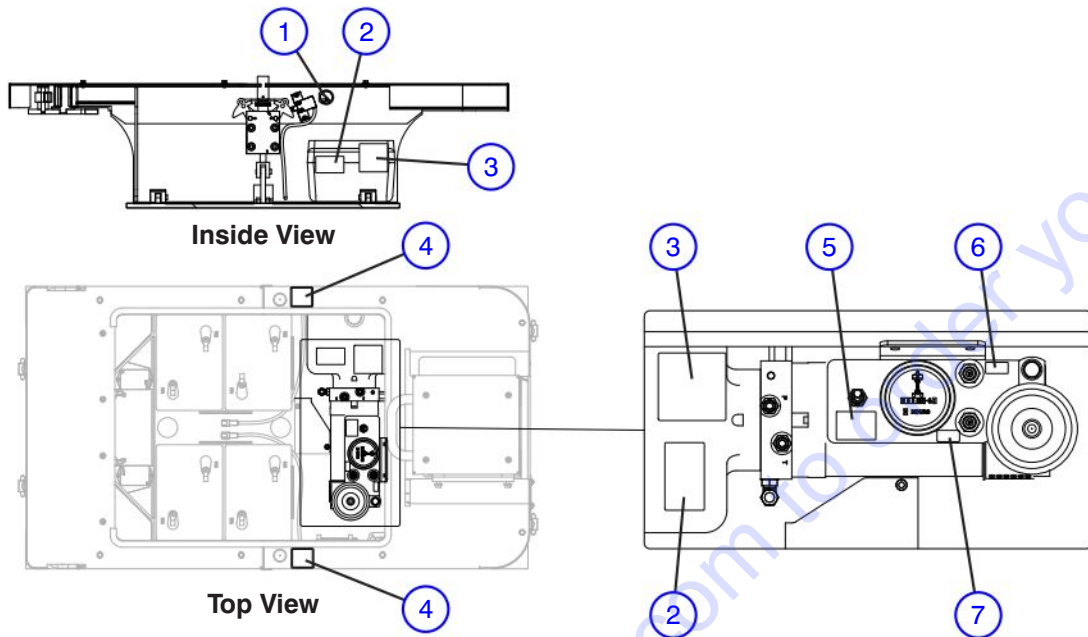
## Labels - Vertical Mast (Front View)



M148639AA

Index No.	Skyjack Part No.	Qty.	Description
1	119803	AR	TAPE, Safety (1") (Not included in kit)
2	156720	1	LABEL, Danger/Warning info. (CE)
	156320	1	LABEL, Danger/Warning info. (ANSI/CSA)
3	156417	2	LABEL, Platform capacity (500/2P) (SJ12 CE) (Not included in kit)
4	156436	1	LABEL, Daily checklist
5	156310	1	LABEL, Standards compliance (ANSI/CSA) (Not included in kit)
6	124767	2	LABEL, Lift point/tye down
7	124362	1	LABEL, Do not wear jewelry
8	156308	2	LABEL, Platform capacity (500/2P) (SJ12 ANSI/CSA) (Not included in kit)
9	124465	1	LABEL, Side force/outdoor (SJ12 ANSI/CSA) (Not included in kit)

### Labels - Vertical Mast (Base View)

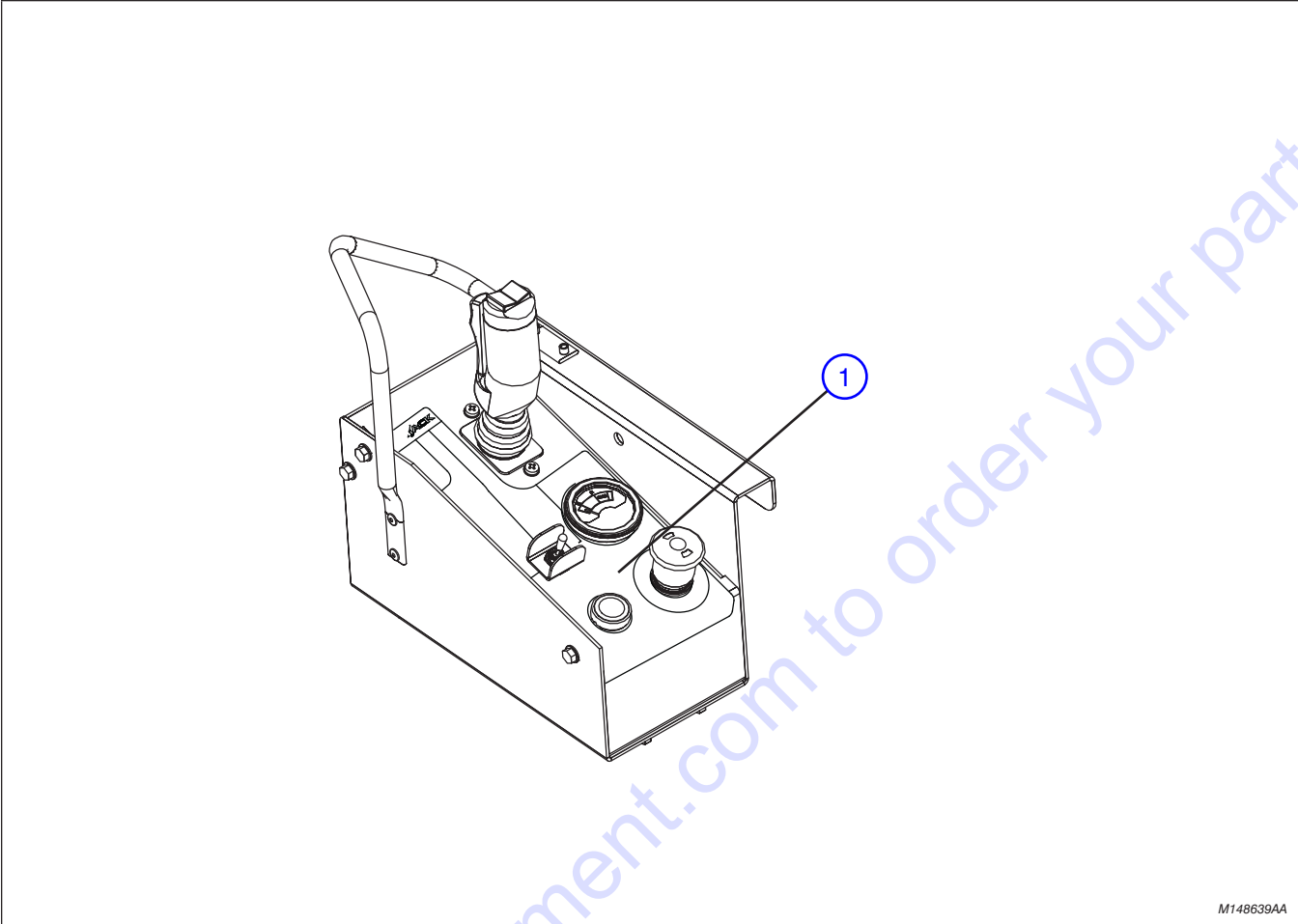


M148979AA1

Index No.	Skyjack Part No.	Qty.	Description
1	156613	2	LABEL, Do not alter
2	146016	2	LABEL, Hydraulic oil level (Min/Max)
3	102961	2	LABEL, Use hydraulic oil only
4	119866	2	LABEL, Danger! Pinch hand/foot
5	156612	1	LABEL, Maintenance switch
6	117387	1	LABEL, Power reset
7	117389	1	LABEL, Ground reset



**Labels - Platform Control Console**

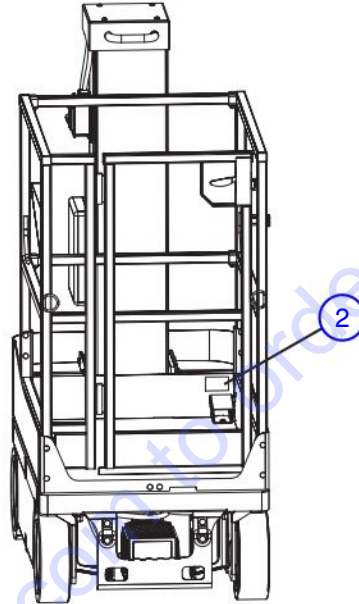
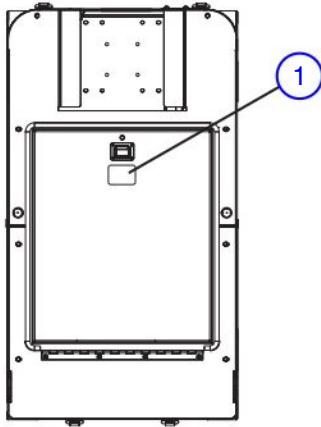


M148639AA

Index No.	Skyjack Part No.	Qty.	Description
1	156318	1	LABEL, Platform control console

**Labels - Miscellaneous**

**Base - Top View**



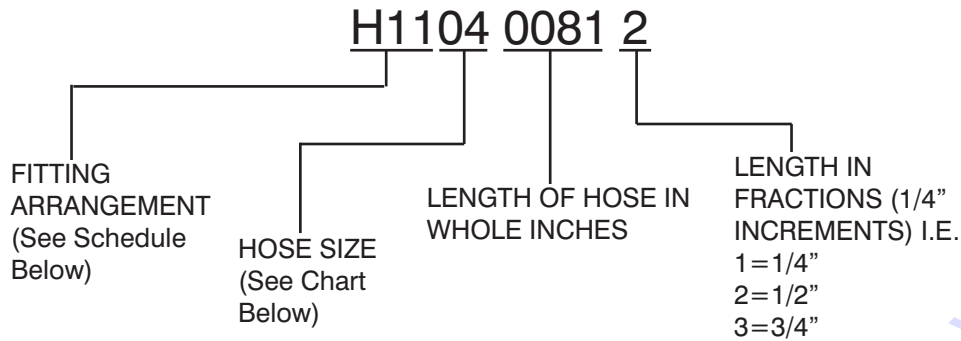
M148979AA1

Index No.	Skyjack Part No.	Qty.	Description
1	157011	1	LABEL, Do not open
2	157012	1	LABEL, Platform traversing

- 6.1 *Standard Hose Numbering System*
- 6.2 *Vertical Mast Fluid Table*

Go to Discount-Equipment.com to order your parts

## Standard Hose Numbering System



Using the number above as an example (H1104 0081 2). This hose requires a 37° JIC, female swivel fitting on one end. A medium length 90° JIC, female swivel fitting for the other end. The Hose must meet or exceed S.A.E. 100R13 hose specification, and be a total of 81-1/2" long. NOTE: Hose ends and hose must be from same manufacturer per S.A.E. J1273 Nov. '91, Sections 3.10 and 4.2. Hose ends and hose must be of the same size i.e. #4 size fittings must be used with #4 size hose.

### Hose Size Chart

SIZE	03	04	06	08	10	12	16	20	24	32	40	48	56	64
ID	3/16"	1/4"	3/8"	1/2"	5/8"	3/4"	1"	1-1/4"	1-1/2"	2"	2-1/2"	3"	3-1/2"	4"

HOSE PREFIX	HOSE END FITTING	HOSE END FITTING	S.A.E. HOSE SPECIFICATION
H01	FEMALE, 37° JIC, SWIVEL	FEMALE, 37° JIC, SWIVEL	100R17
H02	FEMALE, 37° JIC, SWIVEL	FEMALE, 37° JIC, SWIVEL	100R13
H03	FEMALE, 37° JIC, SWIVEL	45°, FEMALE, 37° JIC, SWIVEL	100R17
H04	FEMALE, 37° JIC, SWIVEL	45°, FEMALE, 37° JIC, SWIVEL	100R13
H05	FEMALE, 37° JIC, SWIVEL	LONG 90°, FEMALE, 37° JIC, SWIVEL	100R17
H06	FEMALE, 37° JIC, SWIVEL	SHORT 90°, FEMALE, 37° JIC, SWIVEL	100R17
H07	LONG 90°, FEMALE, 37° JIC, SWIVEL	LONG 90°, FEMALE, 37° JIC, SWIVEL	100R17
H08	FEMALE, 37° JIC, SWIVEL	FEMALE, 37° JIC, SWIVEL	100R4
H09	FEMALE, 37° JIC, SWIVEL	45°, FEMALE, 37° JIC, SWIVEL	100R4
H10	FEMALE, 37° JIC, SWIVEL	MALE PIPE THREAD FITTING	100R17
H11	FEMALE, 37° JIC, SWIVEL	MEDIUM 90°, FEMALE, 37° JIC, SWIVEL	100R13
H12	SHORT 90°, FEMALE, 37° JIC, SWIVEL	SHORT 90°, FEMALE, 37° JIC, SWIVEL	100R17
H13	FEMALE, 37° JIC, SWIVEL	REUSABLE MALE PIPE THREAD FITTING	300 PSI
H14	REUSABLE MALE PIPE THREAD FITTING	NO FITTING	300 PSI
H15	REUSABLE, FEMALE, 37° JIC, SWIVEL	REUSABLE, FEMALE, 37° JIC, SWIVEL	300 PSI

Fitting Arrangement Schedule (Continued on the following page)

## Standard Hose Numbering System

### Fitting Arrangement Schedule (Continued from the previous page)

HOSE PREFIX	HOSE END FITTING	HOSE END FITTING	S.A.E. HOSE SPECIFICATION
H16	NO FITTING	NO FITTING	100R4
H17	NO FITTING	NO FITTING	300 PSI
H18	REUSABLE, FEMALE, 37° JIC, SWIVEL	NO FITTING	300 PSI
H19	LONG 90°, FEMALE, 37° JIC, SWIVEL	FEMALE, 37° JIC, SWIVEL	100R13
H20	FEMALE, 37° JIC, SWIVEL	SHORT 90°, FEMALE, 37° JIC, SWIVEL	100R4
H21	FEMALE, 37° JIC, SWIVEL	SHORT 90°, FEMALE, 37° JIC, SWIVEL	100R2AT
H22	FEMALE, 37° JIC, SWIVEL	FEMALE, 37° JIC, SWIVEL	100R2AT
H23	FEMALE, 37° JIC, SWIVEL	LONG 90°, FEMALE, 37° JIC, SWIVEL	100R2AT
H24	FEMALE, 37° JIC, SWIVEL	SHORT 90°, FEMALE, 37° JIC, SWIVEL	100R13
H25	FEMALE, 37° JIC, SWIVEL	FEMALE, 37° JIC, SWIVEL	100R4
H26	SHORT 90°, FEMALE, 37° JIC, SWIVEL	FEMALE, 37° JIC, SWIVEL	100R17
H27	LONG 90°, FEMALE, 37° JIC, SWIVEL	FEMALE, 37° JIC, SWIVEL	100R17
H28	FEMALE, 37° JIC, SWIVEL	FEMALE, 37° JIC, SWIVEL	100R17
H29	45°, FEMALE, 37° JIC, SWIVEL	FEMALE, 37° JIC, SWIVEL	100R17
H30	MEDIUM 90°, FEMALE, 37° JIC, SWIVEL	FEMALE, 37° JIC, SWIVEL	100R17

**Vertical Mast Fluids Table**

<b>HYDRAULIC OIL</b>				
<b>Specification</b>	<b>Capacity (Liters)</b>	<b>Capacity (US Gallons)</b>	<b>Oil Type</b>	<b>Skyjack Part No.</b>
Standard	4.92	1.3	ATF Dexron III	119309
Option	4.92	1.3	NATURELLE HF E 32	157138

270AC

Go to Discount-Equipment.com to order your parts

# PARTS FINDER

**Search Website  
by Part Number**



**Search Manual  
Library For Parts  
Manual & Lookup Part  
Numbers – Purchase  
or Request Quote**

**Search Manuals**

Enter your information to help us find the right parts manual for your machine.

\* Brand:

\* Model:

\* Serial:

\* Part Number:

SEARCH

**Can't Find Part or  
Manual? Request Help  
by Manufacturer,  
Model & Description**

**Parts Order Form**

Please fill in the following information to help us find the right part for your machine.

Manufacturer:	<input type="text"/>
Model:	<input type="text"/>
Description:	<input type="text"/>
Part Number:	<input type="text"/>
Quantity:	<input type="text"/>
Notes:	<input type="text"/>

Submit

Discount-Equipment.com is your online resource for quality parts & equipment.

Florida: **561-964-4949** Outside Florida TOLL FREE: **877-690-3101**

**Need parts?**

Click on this link: <http://www.discount-equipment.com/category/5443-parts/> and choose one of the options to help get the right parts and equipment you are looking for. Please have the machine model and serial number available in order to help us get you the correct parts. If you don't find the part on the website or on one of the online manuals, please fill out the request form and one of our experienced staff members will get back to you with a quote for the right part that your machine needs.

We sell worldwide for the brands: Genie, Terex, JLG, MultiQuip, Mikasa, Essick, Whiteman, Mayco, Toro Stone, Diamond Products, Generac Magnum, Airman, Haulotte, Barreto, Power Blanket, Nifty Lift, Atlas Copco, Chicago Pneumatic, Allmand, Miller Curber, Skyjack, Lull, Skytrak, Tsurumi, Husquvarna Target, Stow, Wacker, Sakai, Mi-T-M, Sullair, Basic, Dynapac, MBW, Weber, Bartell, Bennar Newman, Haulotte, Ditch Runner, Menegotti, Morrison, Contec, Buddy, Crown, Edco, Wyco, Bomag, Laymor, EZ Trench, Bil-Jax, F.S. Curtis, Gehl Pavers, Heli, Honda, ICS/PowerGrit, IHI, Partner, Imer, Clipper, MMD, Koshin, Rice, CH&E, General Equipment, Amida, Coleman, NAC, Gradall, Square Shooter, Kent, Stanley, Tamco, Toku, Hatz, Kohler, Robin, Wisconsin, Northrock, Oztec, Toker TK, Rol-Air, APT, Wylie, Ingersoll Rand / Doosan, Innovatech, Con X, Ammann, Mecalac, Makinex, Smith Surface Prep, Small Line, Wanco, Yanmar