

Genie[®]
A TEREX COMPANY



ROUGH TERRAIN
TELEHANDLERS

CUSTOMERS FIRST. ALWAYS.

PARTNERING FOR SUCCESS

Our dedication to lifting you higher extends well beyond the physical reach of our products. We thrive on building satisfying customer relationships founded on the idea of partnership. Because you, our customer, are at the center of everything we do.

Since 1966, we've been developing products to solve your worksite challenges — and that process never ends. Our team of product managers and engineers uses your input to design new products, featuring the latest technology to meet your changing needs. Then we manufacture those products to stringent standards that help increase quality, lower costs and give you exceptional value for years to come.

PROVIDING SUPERIOR VALUE

Our commitment doesn't end with the sale. Our dedicated service teams are available 24 hours a day, 365 days a year to provide support when you need it most. Our extensive parts network ships most parts within 24 hours, too. Simply put, we're always working to help maximize your "up time" so you can be more successful.

Genie is driven by one goal: doing the right thing, at the right time for our customers. That's not just what we do; it's who we are. So tell us what you need. We're listening.



Genie
A TEREX COMPANY

SETTING THE STANDARD

Genie manufactures some of the most advanced, highest-valued lift equipment in the industry. Genie distinctive blue lifts set the standard for performance and durability — not to mention support from people who understand your business.



MULTIPLY YOUR RETURN WITH **MULTI-PURPOSE PRODUCTIVITY**

You can buy a range of machines to lift, move and place materials, or you can save money with one highly advanced multi-purpose tool — the Genie® telehandler. With industry-leading design and performance, Genie® telehandlers provide all-around utility to answer all your work site needs. Available in eight power-packed models, Genie® telehandlers offer exactly what you need for productivity in limited-access areas or applications where a high reach is needed. With a wide range of available attachments, Genie® telehandlers have you covered for every job.

Genie® telehandlers deliver amazing value through their versatility.

AN INVESTMENT IN VERSATILITY

Lift. Move. Place. Genie® compact rough terrain telehandlers are the perfect choice for tasks both large and small. Easy to maneuver and convenient to service, with a variety of rugged attachments, Genie® compact rough terrain telehandlers meet the needs of most construction, masonry, landscape and farming applications.



USER-FRIENDLY CONTROLS

The spacious cab with tilt steering is just the beginning of operator comfort. Users will also quickly become comfortable with the easy-to-use, multi-function joystick that provides fast, precise positioning with minimal operator effort.

MULTI-FUNCTION AT MULTIPLE SITES

The infinitely variable hydrostatic transmission and four-wheel drive let Genie® compact telehandlers operate on almost any worksite. Three steering modes, including front wheel, coordinated and crab steer, provide a tight turning radius for increased mobility.



**Genie® telehandlers are a
cost-effective investment for worksites.**




DESIGNED FOR SERVICEABILITY

Interchangeable, common components plus easy no-tool access to daily inspection points make Genie® telehandlers as straightforward to service as they are to use.

COMPACT MANUEVERABILITY

Lightweight and compact, Genie® telehandlers are simple to transport to the jobsite and easy to maneuver once you're there. Built to maximize mobility, Genie® telehandlers get the job done in tight areas with the capacity to lift up to 6,600 lbs (2,994 kg).



COMPACT ROUGH TERRAIN MODELS AVAILABLE

GTH™-5519

GTH™-6622

EXPAND YOUR OPTIONS

Get more and do more without having to buy additional machinery. Just add one, two or more of the available attachments for your Genie® compact rough terrain telehandler to get more productivity from a single unit. Attachments and accessories add job flexibility and improve efficiency.

AVAILABLE FOR

GTH™-5519

GTH™-6622



GENIE HYDRAULIC QUICK-ATTACH™ SYSTEM

Connect and lock on attachments in seconds from the comfort of your cab with this hydraulic system. (A manual Quick-Attach™ system is available on both models, which also allows fast and easy attachment connection.)



UNIVERSAL ATTACH ADAPTER

This option allows you to pull up and latch on to almost any industry-standard attachment in seconds, reducing your overall equipment costs and increasing the versatility of your fleet.



INDUSTRIAL GRAPPLE BUCKET

This bucket clamps down to grab the load for easy and secure transport of hard-to-handle materials.



HEAVY-DUTY MULTI-PURPOSE BUCKET

Equipped with a bolt-on cutting edge that breaks through tough ground, the multi-purpose bucket attachment optimizes worksite productivity.





TRUSS BOOM

The perfect solution for overhead lifting, the truss boom provides an extra 6 ft (1.83 m) of range to lift items such as trusses or bulky materials into place.



FULLY ENCLOSED CAB

Increase operator comfort and decrease fatigue in a clean, dry, quiet cab with standard windshield washer and wipers, as well as a heater and defroster for cold climates. Left and rear windows open for ventilation. Air conditioning is also available as an option.



WORK LIGHTS PACKAGE

Increase productivity in low-light conditions with an optional boom work light, which functions as a headlight, and a rear work light for visibility when maneuvering the machine into place.



ADDITIONAL OPTIONS AND ACCESSORIES

- Cab air conditioner (call factory for lead time, not available for field installation)
- Foam-filled tires
- Flashing beacons
- Adjustable suspension seat

Availability of accessories and options varies depending on model and/or country standards.

POWER TO PERFORM

Genie® 6,000 lb (2722 kg) and 8,000 lb (3629 kg) high reach rough terrain telehandlers are available in four models with a maximum lifting height ranging from 36 ft (10.97 m) to 44 ft (13.41 m), so you can increase productivity on jobsites ranging from new construction of multi-story buildings to masonry. Even more, powerful features such as four-wheel drive and a turbocharged diesel engine provide reliable performance in the most rugged conditions.



ROOMY CONTROL

Step inside the cab and the combination of operator comfort and precision control is obvious. The comfortable cab offers excellent visibility, and the easy-to-use, multi-function proportional joystick provides fast, precise positioning of the boom and forks.

RUGGED WORKHORSE

These Genie® telehandlers offer excellent lift capacity, easily covering all your worksite needs. And when you consider their outstanding height and forward reach, you'll continue to find productive uses for your Genie® telehandlers every day.



Genie® telehandlers maximize worksite productivity through efficient movement of material.



FIRST ON THE JOB, LAST TO LEAVE

High reach rough terrain telehandlers are the perfect heavy-duty choice for loading, unloading, moving and placing loads or materials throughout any worksite. Great for preparing a worksite, these telehandlers are often the first on the job. And with their exceptional cleanup capabilities, they'll be the last to leave the jobsite as well.



BUILT-IN VALUE

Top-quality parts and rugged design make Genie models an industry favorite for long-term use and value. Interchangeable, common components plus easy no-tool access to daily inspection points make Genie® telehandlers as easy to service as they are to use.

SUPERIOR HANDLING

Climb hills or power through rough terrain with low-end torque, four-wheel drive, four-wheel steering and an easy-to-use power shift transmission with three-speed forward and reverse.

A frame-leveling chassis also allows you to pick up or place loads on up to 10° side slopes.



HIGH REACH ROUGH TERRAIN MODELS AVAILABLE

GTH™-636

GTH™-644

GTH™-842

GTH™-844

MAXIMIZE YOUR REACH

Genie® 10,000 lb (4536 kg) high reach rough terrain telehandlers have the reach and performance capabilities for demanding jobs. These models offer you lifting heights of 48 to 56 ft (14.63 to 17.07 m), while a spacious cab and responsive controls enhance operator comfort.



TWIN AXLE MOUNTED STABILIZERS

Twin axle mounted stabilizers increase your lift capacity while maintaining use of the frame sway control. Conveniently located stabilizer controls allow you to deploy them from the comfort of the cab.

COMPACT MOBILITY

The sleek, compact GTH™-1048 and GTH™-1056 deliver an outside turning radius of 13 ft 6 in (4.11 m), making them easy to maneuver on congested jobsites without compromising your reach and lifting capabilities. Three different steer modes (crab, front wheel and coordinated) and superior ground clearance also expand your options to position yourself exactly where you need to be, when you need to be there.



The GTH™-1056 lifts up to 3,000 lbs (1361 kg) at its maximum reach of 40 ft (12.19 m).



INCREASED LIFT CAPACITY AT REACH

Heavy loads like steel, masonry and bricks are no trouble for these rough terrain telehandlers. The GTH™-1056 provides 3,000 lbs (1,361 kg) of lift at maximum reach, allowing you to move substantial loads across up to 40 ft (12.19 m) of worksite obstacles.


POWERFUL PERFORMANCE

A lightweight build, turbocharged diesel engine and four-wheel drive improve the terrainability and overall performance of these models. Expanded engine options include a Perkins 127 hp and a John Deere 125 hp engine. A frame leveling feature keeps the chassis level while on slopes, allowing you to work on challenging jobsites.



OPERATOR COMFORT AND CONTROL

Experience exceptional control and comfort from the spacious newly designed cab. Simple, logical controls respond to your every command. The single multi-function joystick, with integrated sway control, allows you to control the boom and level the machine, up to 10° either side, without taking your hand off the joystick. Comfort is maximized with an adjustable suspension seat, easy to use controls, and diagnostic gauges and load charts that have been positioned with the operator in mind. Excellent jobsite visibility is apparent whether you're sitting in a standard open cab or a closed cab fitted with easy to replace flat glass.



SUPERIOR SERVICEABILITY

Part commonality and direct access service points make Genie® high reach rough terrain telehandlers easy to service and manage. Test ports are conveniently located at the manifolds. One person can easily check and test hydraulic functions from the comfort of the cab.

HIGH REACH ROUGH TERRAIN MODELS AVAILABLE

GTH™-1048

GTH™-1056

ADD VERSATILITY AND ADD PROFITS

The tremendous jobsite flexibility of Genie® high reach rough terrain telehandlers is just the beginning. Add one, two or more of the available attachments and you'll be ready for just about any situation that arises. You'll increase productivity from a single unit, all while improving your bottom line.

AVAILABLE FOR

GTH™-636

GTH™-644

GTH™-842

GTH™-844

GTH™-1048

GTH™-1056



TRUSS BOOM

Variable reach truss booms provide extra vertical and horizontal reach to lift and place large, bulky loads such as roof trusses, frames and beams.



PALLET AND FULL TAPER FORKS

Transport loads easily with standard 48 in (122 cm) forks and carriage. Or, select 60 or 72 in (152 or 183 cm) pallet forks or 60 in (152 cm) full taper forks to match your jobsite needs.



LUMBER FORKS

60 in (152 cm) lumber forks make it easier to transport all types of building materials and lumber around the construction site.



CUBING TINES

Speed up and simplify projects with the cubing tines attachment — perfect for masonry materials such as bricks or blocks. Choose tines only or purchase with the standard pallet forks.



FULLY ENCLOSED CAB

Make all-weather operation possible with this fully enclosed cab equipped with windshield washer and wipers for visibility on rainy days, a standard heater/defroster to keep operators comfortable in cold climates, and windows that can be opened on both sides of the cab for increased ventilation. (Available with or without air conditioning.)

TELEHANDLERS | HIGH REACH ROUGH TERRAIN OPTIONS AND ACCESSORIES



FORK FRAMES

Expand your efficiency with fork frames for handling bulky materials and palletized loads. Choose 48, 60 or 72 in (122, 152 or 183 cm) wide frames with rotation (dependent on model).



SWING CARRIAGE

When a straight-on payload is not feasible, use this attachment to swing the carriage away from the centerline of the boom.



ROTATE CARRIAGE

Allows up to 10° of carriage rotation for picking up or placing a load on a surface that's not level.



LIGHT-DUTY MULTI-PURPOSE BUCKET

Available with slip-on or quick-attach capabilities, these attachments are ideal for cleanup, loading, carrying and dumping debris.





FENDERS

Streamlined, rugged fenders provide increased protection from mud and debris.



ROCK LUG TIRES

Proven design increases durability and helps extend tire life in rough work environments.



WORK LIGHTS

Increase productivity in low light conditions with optional halogen work lights on top of the cab, which function as headlights. This option also comes standard with back-up lights and taillights.



ROAD LIGHTS

Illuminate your route with this option that includes two cab-mounted lights in front, along with two front turn signal lights, back-up light and taillight. Great for working in congested areas.

ADDITIONAL OPTIONS AND ACCESSORIES

CAB

- Air conditioning
 - Defroster fan
 - Heater
 - Right side sliding window
 - Washer and wiper
 - Glass over skylight bars*
 - Front window*
 - Front screen*
 - Right side screen*
 - Adjustable suspension seat
 - Dual joystick controls
 - Front axle differential lock (Optional on GTH™-636 and GTH™-644 only. Standard on all other models.)
- * Add-ons for open canopy.

ENGINE

- 99 hp John Deere turbo-charged diesel engine (GTH™-636, GTH™-644, GTH™-842 and GTH™-844 only)
- 99 hp Perkins turbo-charged diesel engine (GTH™-636, GTH™-644, GTH™-842 and GTH™-844 only)
- 100 hp Deutz turbo-charged diesel engine (GTH™-644, GTH™-842 and GTH™-844 only)
- 125 hp John Deere turbo-charged diesel engine (GTH™-1048 and GTH™-1056 only)
- 127 hp Perkins turbo-charged diesel engine (GTH™-1048 and GTH™-1056 only)
- Electric ether aid (John Deere engine)
- Electric block heater (John Deere engine)
- Electric block heater (Perkins engine)
- Electric block heater (Deutz)
- Intake air heater and block heater (Deutz)

ACCESSORIES

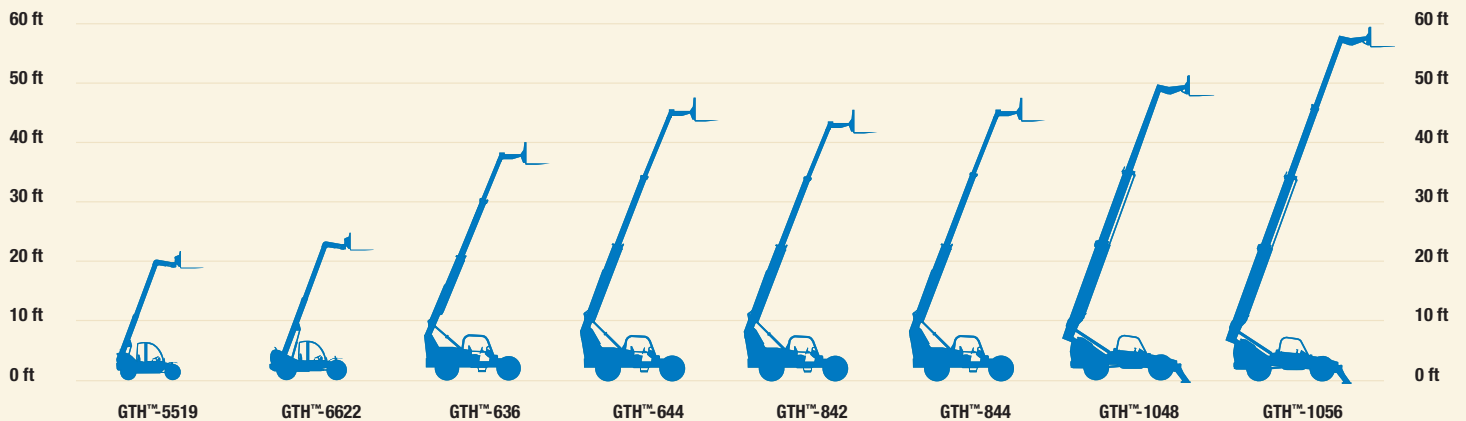
- Manual quick attach
- Strobe light
- Auxiliary hydraulic circuit to boom tip
- Fenders (set of 4)
- Foam-filled tires
- Foam-filled rock lug tires
- Calcium chloride filled tires
- Air-filled tires (standard on GTH™-1048 and GTH™-1056)
- Mounted fire extinguisher

Availability of accessories and options varies depending on model and/or country standards.

SPECIFICATIONS TELEHANDLERS

MODEL	MAXIMUM LIFT CAPACITY		MAXIMUM LIFTING HEIGHT		MAXIMUM FORWARD REACH		OPERATING WEIGHT*	
	US	Metric	US	Metric	US	Metric	US	Metric
COMPACT ROUGH TERRAIN								
GTH™-5519	5,500 lbs	2,500 kg	18 ft 10 in	5.74 m	11 ft 3 in	3.43 m	10,000 lbs	4,536 kg
GTH™-6622	6,600 lbs	2,994 kg	22 ft 5 in	6.83 m	12 ft 9 in	3.89 m	13,000 lbs	5,897 kg
HIGH REACH ROUGH TERRAIN								
GTH™-636	6,000 lbs	2,722 kg	36 ft	10.97 m	21 ft	6.40 m	21,000 lbs	9,525 kg
GTH™-644	6,000 lbs	2,722 kg	44 ft	13.41 m	27 ft	8.23 m	21,500 lbs	9,752 kg
GTH™-842	8,000 lbs	3,629 kg	42 ft	12.80 m	25 ft	7.62 m	21,500 lbs	9,752 kg
GTH™-844	8,000 lbs	3,629 kg	44 ft	13.41 m	27 ft	8.23 m	22,500 lbs	10,206 kg
GTH™-1048	10,000 lbs	4,536 kg	48 ft	14.63 m	31 ft	9.45 m	27,500 lbs	12,474 kg
GTH™-1056	10,000 lbs	4,536 kg	56 ft	17.07 m	40 ft	12.19 m	29,500 lbs	13,381 kg

*Weight will vary depending on options and/or country standards.





GENIE HAS YOU COVERED



www.genieindustries.com

GENIE UNITED STATES

18340 NE 76th Street
P.O. Box 97030
Redmond, Washington 98073-9730


Telephone **(425) 881-1800**
Toll Free in USA/Canada **800-536-1800**
Fax (425) 883-3475

GENIE EUROPE

The Maltings
Wharf Road
Grantham NG31 6BH
U.K.

Telephone **+44 (0)1476 584333**
Fax +44 (0)1476 584334
Email infoeurope@genieind.com

DISTRIBUTED BY:



For further information, please contact your local distributor or the Genie Industries sales office listed. Product specifications are subject to change without notice or obligation. The photographs and drawings in this brochure are for illustrative purposes only. Refer to the appropriate Operator's Manual for instructions on the proper use of this equipment. Failure to follow the appropriate Operator's Manual when using our equipment or to otherwise act irresponsibly may result in serious injury or death. Prices and specifications subject to change without notice. The only warranty applicable is the standard written warranty applicable to the particular product and sale. Genie makes no other warranty, expressed or implied. Products and services listed may be trademarks, service marks or trade-names of TEREX Corporation and/or its subsidiaries in the USA and other countries and all rights are reserved. Copyright ©2007 Genie Industries, Inc. "Genie" is a Registered Trademark of Genie Industries, Inc. in the USA and many other countries. Genie is a TEREX Company, telehandler Family 5K 0107D. Part No.109424. Effective date 01/07.