

**YANMAR**

**PARTS CATALOG**



[www.discount-equipment.com](http://www.discount-equipment.com)

0CS10-G51801

Last update      Mar., 2013

Go to [Discount-Equipment.com](http://Discount-Equipment.com) to order your parts

# PARTS FINDER

**Search Website  
by Part Number**



**Search Manual  
Library For Parts  
Manual & Lookup Part  
Numbers – Purchase  
or Request Quote**

**Search Manuals**

Enter your information to help us find the right parts manual for your machine.

\* Brand:

\* Model:

\* Serial:

\* Part Number:

SEARCH

**Can't Find Part or  
Manual? Request Help  
by Manufacturer,  
Model & Description**

**Parts Order Form**

Please fill in the following information to help us find the right part for your machine.

Manufacturer:	<input type="text"/>
Model:	<input type="text"/>
Description:	<input type="text"/>
Part Number:	<input type="text"/>
Quantity:	<input type="text"/>
Notes:	<input type="text"/>

Discount-Equipment.com is your online resource for quality parts & equipment.

Florida: **561-964-4949** Outside Florida TOLL FREE: **877-690-3101**

**Need parts?**

Click on this link: <http://www.discount-equipment.com/category/5443-parts/> and choose one of the options to help get the right parts and equipment you are looking for. Please have the machine model and serial number available in order to help us get you the correct parts. If you don't find the part on the website or on one of the online manuals, please fill out the request form and one of our experienced staff members will get back to you with a quote for the right part that your machine needs.

We sell worldwide for the brands: Genie, Terex, JLG, MultiQuip, Mikasa, Essick, Whiteman, Mayco, Toro Stone, Diamond Products, Generac Magnum, Airman, Haulotte, Barreto, Power Blanket, Nifty Lift, Atlas Copco, Chicago Pneumatic, Allmand, Miller Curber, Skyjack, Lull, Skytrak, Tsurumi, Husquvarna Target, Stow, Wacker, Sakai, Mi-T-M, Sullair, Basic, Dynapac, MBW, Weber, Bartell, Bennar Newman, Haulotte, Ditch Runner, Menegotti, Morrison, Contec, Buddy, Crown, Edco, Wyco, Bomag, Laymor, EZ Trench, Bil-Jax, F.S. Curtis, Gehl Pavers, Heli, Honda, ICS/PowerGrit, IHI, Partner, Imer, Clipper, MMD, Koshin, Rice, CH&E, General Equipment, Amida, Coleman, NAC, Gradall, Square Shooter, Kent, Stanley, Tamco, Toku, Hatz, Kohler, Robin, Wisconsin, Northrock, Oztec, Toker TK, Rol-Air, APT, Wylie, Ingersoll Rand / Doosan, Innovatech, Con X, Ammann, Mecalac, Makinex, Smith Surface Prep, Small Line, Wanco, Yanmar

# P R E F A C E

1. This Parts Catalog carries Yanmar excavator (crawler back-hoe) Vio45-5B (for U. S. A. , Australia , New Zealand & Singapore. )

2. Parts catalog history

		Parts catalog NO.	Published	Remarks
1st edition	Vehicle	OCS10-G51800	Mar. , 2008	Disuse old edition
	Engine	OCB10-G75600		
1st revised	Vehicle	OCS10-G51801	Sep. , 2011	
	Engine	OCB10-G75600		

3. Your understanding is asking that this parts catalog is not a technical data manual setting forth as servicing procedures, This parts catalog is using simplified illustration.

Be sure to use Yanmar Genuine Parts in your maintenance servicing of Yanmar products. Be careful not to use the simple parts available in the market, otherwise their use in repairing causes such as an early breakage, for instance.

## Directions for the Parts Catalog.

1. This Parts Catalog shows both standard and optional parts.
2. Parts may change without prior notice.
3. The following is an example of the Parts Catalog format.

REF.	LEV.	PARTS NO.	DESCRIPTION	Q'TY						I	R
				(A)	(B)	(C)	(D)	(E)	(F)		
1	1	729595-51390	FUEL INJECTION PUMP	1	1	1	1	1			1
1-1	1	729595-51391	FUEL INJECTION PUMP	1	1	1	1	1		N	1
		(A=E00185) (B=E00200)									
3	2	26022-060162	SCREW M 6X 16	9	9	9	9	9			
3-1	2	26022-060162	SCREW M 6X 16	4	4	4	4	4		K	
		(A=E00156) (B=E00156) (C=E00156) (D=E00156) (E=E00156)									
4	2	129470-51040	CAMSHAFT	1	1	1	1	1			
5	2	122710-51050	BEARING, ROLLER	2	2	2	2	2			
6	2	129470-51060	RETAINER	1	1	1	1	1			

Remarks
(1) BOOST COMPEMSATOR TYPE. OPTIONAL PART, TO E00155,(4JH-DT, 4JH-DTZ

### ① Ref. No.

The Ref. No. listed may not be in accordance with the illustration Ref. No.

(Ex.) Illustration No. List Ref No.

1 1 (Before change) → 1-1 (After change)

For interchangeable symbols N, R and K, illustrations for new parts may be abbreviated.

### ② Lev. (Level)

Level indication

The numbers below indicate the level of relativity towards the main part.

1 ---- Main parts (Assembly parts)

2 ---- Sub component included in " 1 ".

3 ---- Sub component included in " 2 ".

Note) Parts that are not for sale are partially illustrated but not listed.

### ③ Interchangeability Symbol

When a part change takes place, one of the following interchangeability symbols is indicated beside the part.

Symbol	Interchangeability	Contents note
N	Old $\begin{matrix} \leftarrow \text{Yes} \\ \text{No} \rightarrow \end{matrix}$ New	New Part is interchangeable for Old Part but Old Part is not interchangeable for New Part.
Q	Old $\begin{matrix} \leftarrow \text{No} \\ \text{Yes} \rightarrow \end{matrix}$ New	New Part is not interchangeable for Old Part but Old Part is interchangeable for New Part.
R	Old $\begin{matrix} \leftarrow \text{Yes} \\ \text{Yes} \rightarrow \end{matrix}$ New	New/ Old Parts are both interchangeable.
S	Old $\begin{matrix} \leftarrow \text{No} \\ \text{No} \rightarrow \end{matrix}$ New	New/ Old Parts are both not interchangeable.
W		Part newly added.
Z		Part discontinued.
F		Not interchangeable by a single part but interchangeable together with related parts.
K		Changes only for used parts quantities.

### ④ Effective Machine No.

When a part changes, the effective Machine No. will be indicated in the (A)-(F) column.

Product Symbol	Product No.	Product Symbol	Product No.
C	Clutch No. Compressor No.	F	Machine No. (Agricultural Equip.)
D	Drive No.	M	Machine No.
E	Engine No.		

Note 1) A date may follow the symbol. (Ex.) 1996.01

Note 2) "XXXXX" and "ZZZZZ" are for parts that could not be predicted or for engine models that could not be identified.

Note 3) (A=E00185) is the E (Engine Serial Number) for the column (A) model (in this case 4JH-DT) after the parts design change.

### ⑤ Remarks

Figures or alphabets (symbols) are entered in the remarks column.

The comments (remarks) on parts that are indicated at the bottom of the illustration are the same symbols as those stated above.

# PICTURESQUE INDEX (1) . . . MAIN PARTS

LABEL Fig. 1, 2  
SAFETY LABEL Fig. 3  
LABEL (FRENCH FOR CANADA) Fig. 90

BOOM CYLINDER Fig. 43  
ARM CYLINDER Fig. 44  
BOOM & BOOM BRACKET Fig. 81  
HOLDING VALVE KIT Fig. 86~89

RADIATOR & MOUNT Fig. 7  
FUEL TANK & FUEL PIPE Fig. 8  
BATTERY Fig. 9  
COMPRESSOR & PULLEY (A/C SPEC.) Fig. 17  
BONNET Fig. 36  
HYD. OIL TANK Fig. 66

WORK LAMP & CANOPY LAMP Fig. 14  
HEATER Fig. 15, 100, 101  
CABIN Fig. 37~40, 91~92  
CANOPY Fig. 41

ACCELERATOR Fig. 5  
ELECTRIC PART Fig. 10~12  
TRAVEL ALARM Fig. 13  
WINDOW WASHER Fig. 16  
COVER (A/C SPEC.) Fig. 19, 98  
CONTROL EQUIPMENT Fig. 22~27  
COVER Fig. 30~33, 99  
STEP & INSTRUMENT PANEL Fig. 34  
SEAT & SEAT MOUNT Fig. 35  
REMOTE CONTROL VALVE Fig. 64

SILENCER &  
AIR CLEANER Fig. 4  
ENGINE MOUNT Fig. 6

RIGHT

REAR

FRONT

LEFT

BUCKET CYLINDER Fig. 45  
QUICK COUPLER CYLINDER Fig. 48  
ARM & QUICK COUPLER Fig. 82  
BUCKET LINK Fig. 83  
BUCKET Fig. 84

SWING CYLINDER Fig. 46  
BLADE CYLINDER Fig. 47  
BLADE Fig. 85

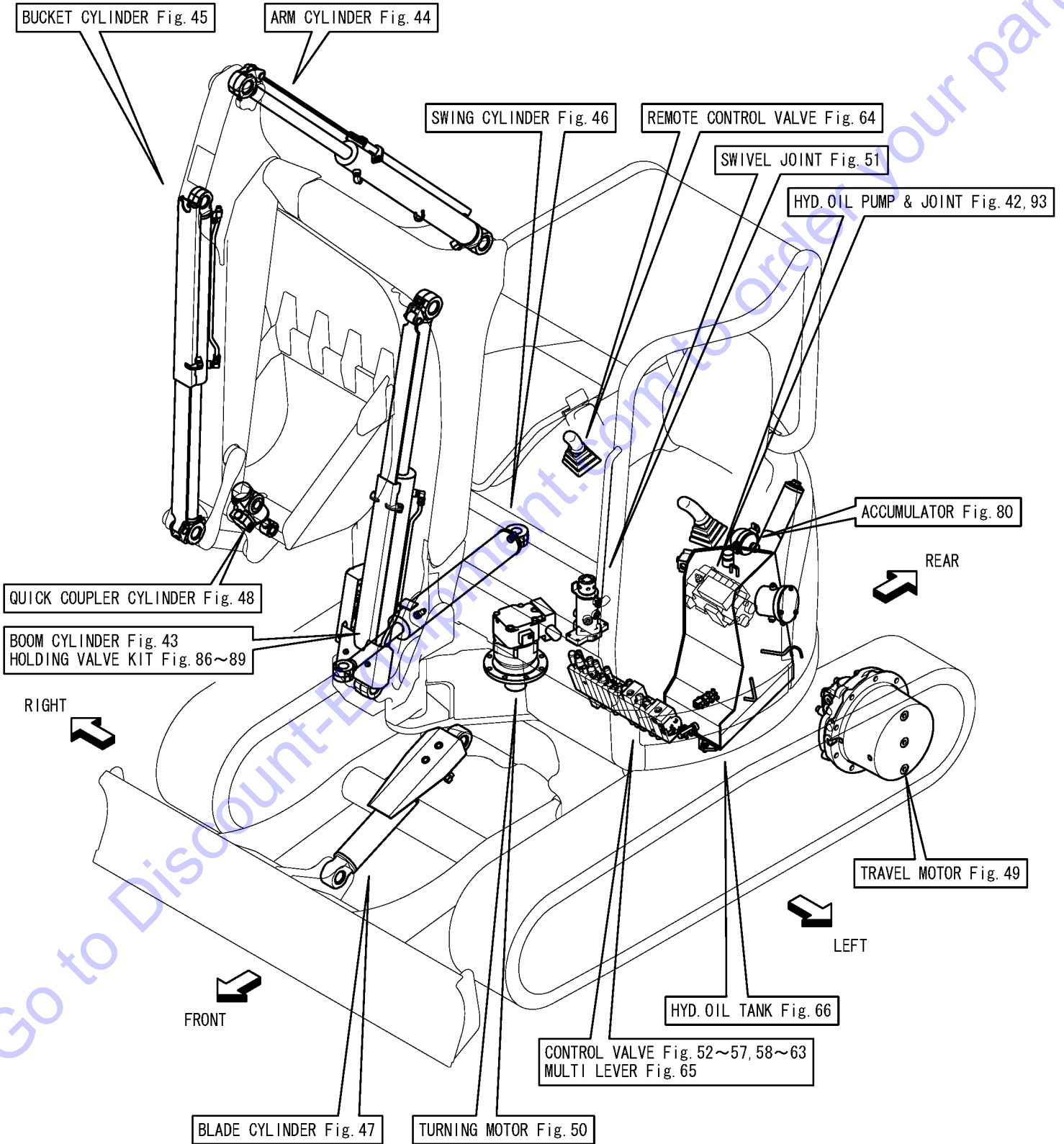
ROLLER & ADJUST Fig. 20  
CRAWLER Fig. 21  
FRAME & TURNING BEARING Fig. 29  
TRAVEL MOTOR Fig. 49

PIPING (A/C SPEC.) Fig. 18  
VALVE PLATE Fig. 28  
HYD. OIL PUMP & JOINT Fig. 42, 93  
TURNING MOTOR Fig. 50  
SWIVEL JOINT Fig. 51  
CONTROL VALVE Fig. 52~57, 58~63  
MULTI LEVER Fig. 65  
HYD. OIL PIPING Fig. 67~75  
CONTROL PIPING Fig. 76~78  
GREASING Fig. 79  
ACCUMULATOR Fig. 80  
P. T. O. (PPC) Fig. 94~96  
P. T. O. (PPC) KIT (OPTIONAL) Fig. 97

# PICTURESQUE INDEX (2) · · · HYDRAULIC SECTION

HYD. OIL PIPING Fig. 67~75  
 P. T. O. (PPC) Fig. 94~96  
 P. T. O. (PPC) KIT (OPTIONAL) Fig. 97

CONTROL PIPING Fig. 76~78



# CONTENTS

MODEL : VIO45-5B(US,AS,NZ,SG)

PC NO : 0CS10-G51801

Fig.No.	GROUP NAME
	VEHICLE VIO45-5B(US,AS,NZ,SG)
1.	LABEL(CABIN)
2.	LABEL(CANOPY)
3.	SAFETY LABEL
4.	SILENCER & AIR CLEANER
5.	ACCELERATOR
6.	ENGINE MOUNT
7.	RADIATOR & MOUNT
8.	FUEL TANK & FUEL PIPE
9.	BATTERY
10.	ELECTRIC PART(WIRING)
11.	ELECTRIC PART(EQUIPMENT)
12.	ELECTRIC PART(AIR CON. SPEC.)
13.	TRAVEL ALARM(US : TO M58000,AS,NZ,SG)
102.	(13A)TRAVEL ALARM(US : FROM M58001)
14.	WORK LAMP & CANOPY LAMP
15.	HEATER(AIR CON. SPEC.)
100.	(15A)HEATER(TO M53273)
101.	(15B)HEATER(FROM M53274)
16.	WINDOW WASHER
17.	COMPRESSOR & PULLEY(AIR CON. SPEC.)
18.	PIPING(AIR CON. SPEC.)
19.	COVER(AIR CON. SPEC.)(TO M53273)
98.	(19A)COVER(AIR CON. SPEC.)(FROM M53274)
20.	ROLLER & ADJUST
21.	CRAWLER
22.	LOCK LEVER & STAND(RIGHT)
23.	LOCK LEVER & STAND(LEFT)
24.	TRAVEL LEVER
25.	BLADE LEVER

Fig.No.	GROUP NAME
26.	SWING PEDAL
27.	LOW-HIGH PEDAL
28.	VALVE PLATE(US : TO M58000,AS,NZ,SG)
103.	(28A)VALVE PLATE(US : FROM M58001)
29.	FRAME & TURNING BEARING
30.	COVER(FRAME)
31.	MULTI COVER & FRAM GUARD
32.	COVER(CABIN : 1)(TO M53273)
99.	(32A)COVER(CABIN : 1)(FROM M53274)
33.	COVER(CABIN : 2)
34.	STEP & INSTRUMENT PANEL
35.	SEAT & SEAT MOUNT
36.	BONNET
37.	CABIN(BODY)
38.	CABIN(GLASS)
39.	CABIN(ACCESSORY)
40.	CABIN(ELECTRIC PART)
91.	(40A)CABIN DOOR(FRONT)
92.	(40B)CABIN DOOR(REAR)
41.	CANOPY
42.	HYD.OIL PUMP & JOINT
93.	(42A)HYD.OIL PUMP & JOINT(WITHOUT QUICK COUPLER SPEC.)
43.	BOOM CYLINDER
44.	ARM CYLINDER
45.	BUCKET CYLINDER
46.	SWING CYLINDER
47.	BLADE CYLINDER
48.	QUICK COUPLER CYLINDER
49.	TRAVEL MOTOR
50.	TURNING MOTOR

# CONTENTS

MODEL : VIO45-5B(US,AS,NZ,SG)

PC NO : 0CS10-G51801

## Fig.No. GROUP NAME

- 51. SWIVEL JOINT(Y SPEC.)(TO M54044)
- 120. (51A)SWIVEL JOINT(N SPEC.)(FROM M54045)
- 52. CONTROL VALVE(1/6)(US : TO M58000,AS,NZ)
- 53. CONTROL VALVE(2/6)(US : TO M58000,AS,NZ)
- 54. CONTROL VALVE(3/6)(US : TO M58000,AS,NZ)
- 55. CONTROL VALVE(4/6)(US : TO M58000,AS,NZ)
- 56. CONTROL VALVE(5/6)(US : TO M58000,AS,NZ)
- 57. CONTROL VALVE(6/6)(US : TO M58000,AS,NZ)
- 104. (57A)CONTROL VALVE(1/7)(US : FROM M58001)
- 105. (57B)CONTROL VALVE(2/7)(US : FROM M58001)
- 106. (57C)CONTROL VALVE(3/7)(US : FROM M58001)
- 107. (57D)CONTROL VALVE(4/7)(US : FROM M58001)
- 108. (57E)CONTROL VALVE(5/7)(US : FROM M58001)
- 109. (57F)CONTROL VALVE(6/7)(US : FROM M58001)
- 110. (57G)CONTROL VALVE(7/7)(US : FROM M58001)
- 58. CONTROL VALVE(P PORT)(SG)
- 59. CONTROL VALVE(TRAVEL & P.T.O.)(SG)
- 60. CONTROL VALVE(ARM & SWING)(SG)
- 61. CONTROL VALVE(BOOM & BUCKET)(SG)
- 62. CONTROL VALVE(TURNING & BLADE)(SG)
- 63. CONTROL VALVE(4-WAY MULTI & END COVER)(SG)
- 64. REMOTE CONTROL VALVE
- 65. MULTI LEVER
- 111. (65A)2-WAY VALVE(US : FROM M58001)
- 66. HYD.OIL TANK
- 67. HYD.OIL PIPING(TANK - PUMP - VALVE)
- 68. HYD.OIL PIPING(VALVE-MOTOR)(US : TO M58000,AS,NZ,SG)
- 112. (68A)HYD.OIL PIPING(VALVE-MOTOR)(US : FROM M58001)
- 69. HYD.OIL PIPING(VALVE - SWIVEL - SWING)
- 70. HYD.OIL PIPING(RETURN)(US : TO M58000,AS,NZ,SG)

## Fig.No. GROUP NAME

- 113. (70A)HYD.OIL PIPING(RETURN)(US : FROM M58001)
- 71. HYD.OIL PIPING(P.T.O.:FRAME END)(US : TO M58000,AS,NZ,SG)
- 114. (71A)HYD.OIL PIPING(P.T.O. : FRAME END)(US : FROM M58001)
- 72. HYD.OIL PIPING(TRAVEL)
- 73. HYD.OIL PIPING(BOOM)
- 74. HYD.OIL PIPING(P.T.O. : ARM END)
- 75. HYD.OIL PIPING(QUICK COUPLER SPEC.)
- 115. (75A)HYD.OIL PIPING(C/V : FITTING)(US : FROM M58001)
- 76. CONTROL PIPING(PUMP - VALVE - RETURN)
- 77. CONTROL PIPING(VALVE - REMOTE C/V)(US : TO M58000,AS,NZ,SG)
- 116. (77A)CONTROL PIPING(2-WAY VALVE : 1)(US : FROM M58001)
- 117. (77B)CONTROL PIPING(2-WAY VALVE : 2)(US : FROM M58001)
- 78. CONTROL PIPING(VALVE - BLADE V.)(US : TO M58000,AS,NZ,SG)
- 118. (78A)CONTROL PIPING(VALVE - BLADE V.)(US : FROM M58001)
- 119. (78B)CONTROL PIPING(2-WAY V. : FITTING)(US : FROM M58001)
- 79. GREASING
- 80. ACCUMULATOR
- 81. BOOM & BOOM BRACKET
- 82. ARM & QUICK COUPLER
- 83. BUCKET LINK
- 84. BUCKET
- 85. BLADE
- 86. HOLDING VALVE KIT(1)(OPTIONAL)
- 87. HOLDING VALVE KIT(2)(OPTIONAL)
- 88. HOLDING VALVE KIT(3)(OPTIONAL)
- 89. HOLDING VALVE KIT(4)(OPTIONAL)
- 90. LABEL(FRENCH FOR CANADA)
- 94. P.T.O.(PPC)(ELECTRIC PART)
- 95. P.T.O.(PPC)(REMOTE CONTROL VALVE)
- 96. P.T.O.(PPC)(HYD.OIL PIPING : FRAME END)



# CONTENTS

MODEL : VIO45-5B(US,AS,NZ,SG)

PC NO : 0CS10-G51801

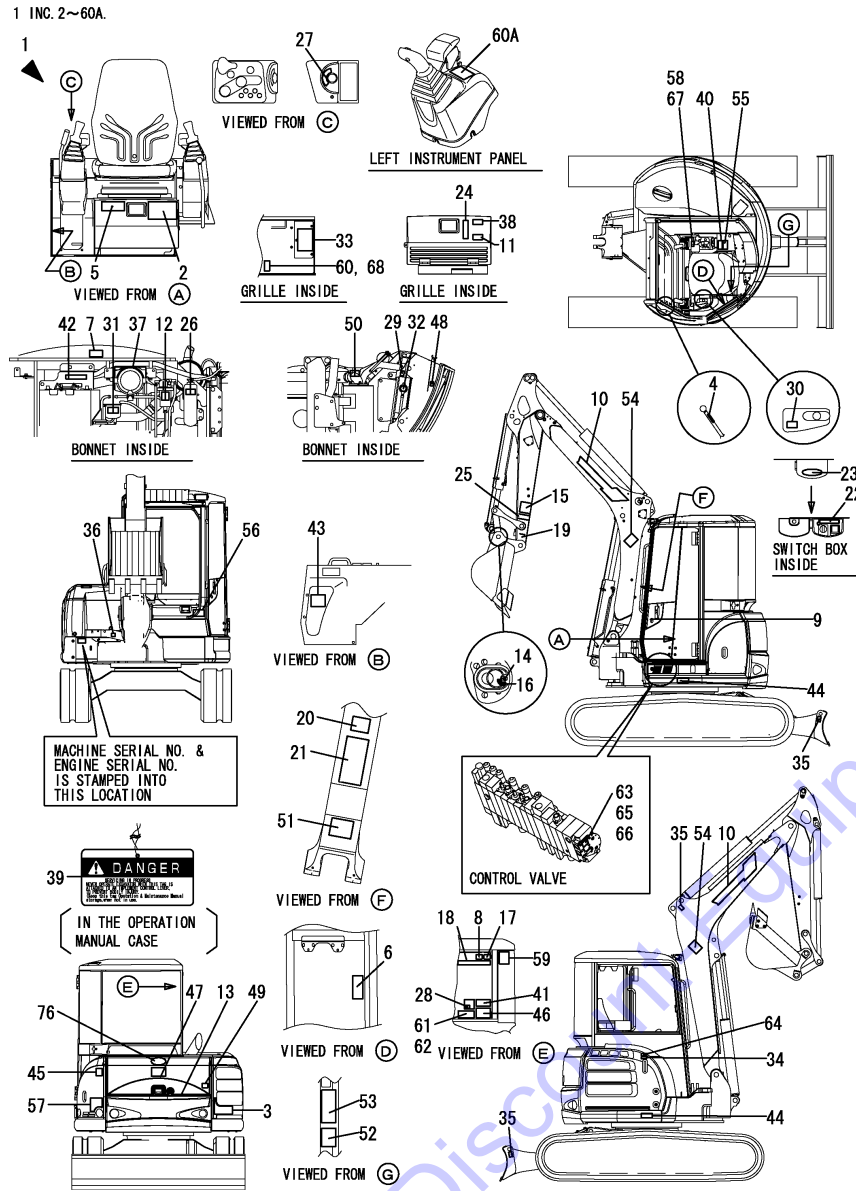
Fig.No. GROUP NAME

97. P.T.O.(PPC)KIT(OPTIONAL)

Fig.No. GROUP NAME

Go to [Discount-Equipment.com](http://Discount-Equipment.com) to order your parts

Fig.1. LABEL(CABIN)



Remarks

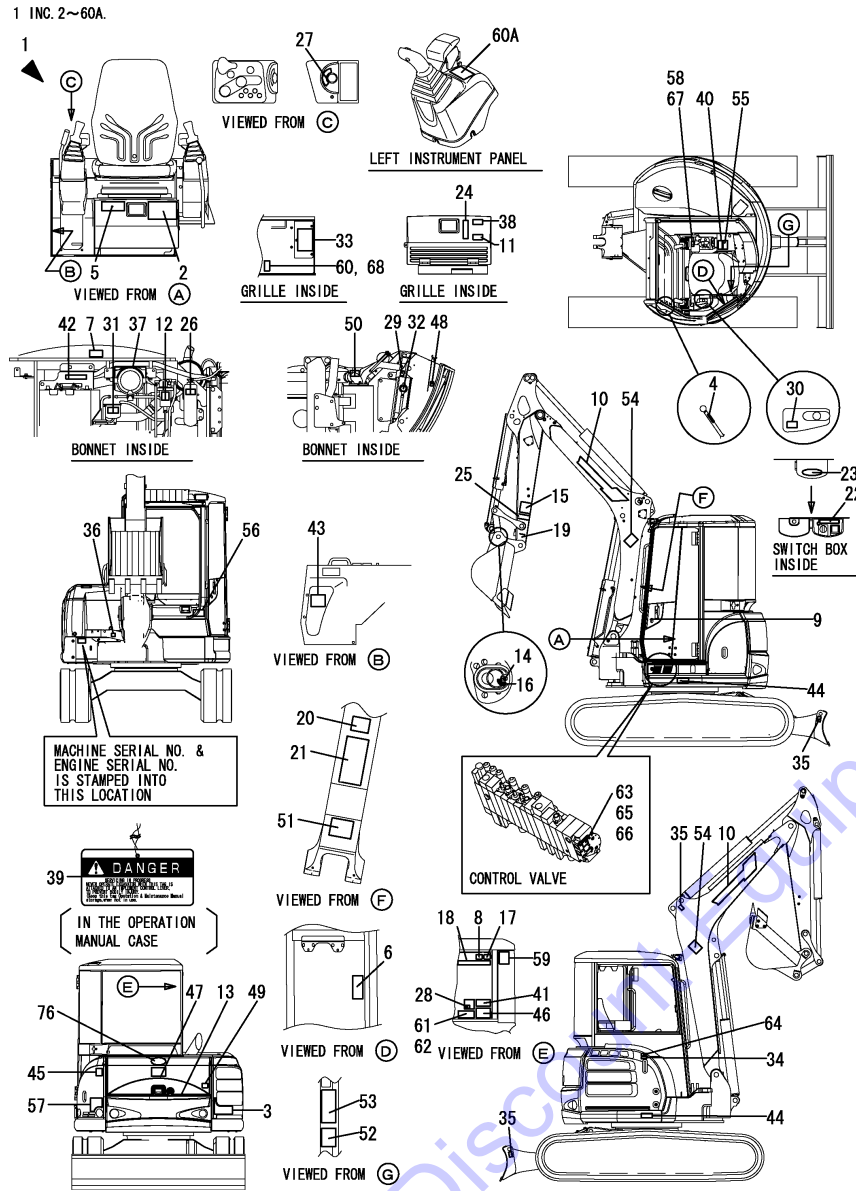
- (1) Interchangeable by simultaneous replacement with Ref.No.3-1,57-1.
- (2) Not applied for P.T.O. PPC spec.
- (3) P.T.O. PPC spec.
- (4) Rubber crawler spec.

(A)=VIO45-5B(US)  
(B)=VIO45-5B(AS)  
(C)=VIO45-5B(NZ)

(D)=VIO45-5B(SG)  
(E)=  
(F)=

REF.	LEV.	PARTS NO.	DESCRIPTION	Q'TY						I	R
				(A)	(B)	(C)	(D)	(E)	(F)		
1	1	772A78-03170	LABEL(VIO45-5B C	1	1	1	1				
1-1	1	772A78-03171	SET,LABEL VIO45-5B C	1	1	1	1				S
		(A=M58501) (B=M54001) (C=M54001) (D=M54001)									
2	2	172472-03141	LABEL, SUPPORT	1	1	1	1				
3	2	172A47-03310	LABEL,MODEL 45R	1	1	1	1				
3-1	2	172A47-03311	LABEL,MODEL 45R	1	1	1	1				S 1
		(A=M53099) (B=M53099) (C=M53099) (D=M53099)									
3-2	2	172A78-03310	LABEL, MODEL 45 R	1	1	1	1				S
		(A=M58501) (B=M54001) (C=M54001) (D=M54001)									
4	2	172183-03280	LABEL, LOCK	1	1	1	1				
5	2	172A78-03320	LABEL SPEC US	1	1	1	1				
5-1	2	172A78-03321	LABEL SPEC US	1	1	1	1				N
		(A=M/#53106) (B=M/#53106) (C=M/#53106) (D=M/#53106)									
6	2	172463-03320	LABEL,F/W LOWER US	1	1	1	1				
7	2	172A36-03411	LABEL, ENGINE ROOM	1	1	1	1				
8	2	172437-03551	LABEL, WINDOW US	1	1	1	1				
9	2	172458-03601	LABEL, DOOR LOCK	1	1	1	1				
10	2	172A47-03110	LABEL, BOOM	2	2	2	2				
10-1	2	172A79-03120	LABEL, BOOM	2	2	2	2				S
		(A=M58501) (B=M54001) (C=M54001) (D=M54001)									
11	2	172467-03150	LABEL, GREASING	1	1	1	1				
11-1	2	172467-03151	LABEL,GREASING	1	1	1	1				N
		(A=M53079) (B=M53079) (C=M53079) (D=M53079)									
12	2	172A07-03160	LABEL	1	1	1	1				
13	2	172A47-03160	LABEL, REAR	1	1	1	1				
14	2	172958-03160	LABEL	1	1	1	1				
15	2	172472-03230	LABEL, OPERATION	1	1	1	1				
16	2	172458-03240	LABEL, LOCK	1	1	1	1				
17	2	172472-03241	LABEL, PINUS	1	1	1	1				
18	2	172472-03250	LABEL, OPERATION	1	1	1	1				
19	2	172472-03261	LABEL, FINGER	1	1	1	1				
20	2	172472-03271	LABEL, SANDUS	1	1	1	1				
21	2	172472-03281	LABEL, WARNING HITCH	1	1	1	1				
22	2	172472-03290	LABEL, SWITCH	1	1	1	1				
23	2	172472-03300	LABEL, COVER	1	1	1	1				
24	2	172A47-03330	LABEL,OIL & WATER	1	1	1	1				
25	2	172472-03330	LABEL, LOCK PIN	1	1	1	1				
26	2	172A38-03201	LABEL, SUB TANK	1	1	1	1				
27	2	172A64-03700	LABEL, START SWITCH	1	1	1	1				
28	2	172490-03200	LABEL, OPERATION	1	1	1	1				
29	2	172A38-03211	LABEL, ANTI-FREEZING	1	1	1	1				
30	2	172458-03220	LABEL, ACCELERATOR	1	1	1	1				
31	2	172463-03290	LABEL, HYD.OIL	1	1	1	1				
32	2	172462-03320	LABEL, RADIATOR	1	1	1	1				
33	2	172A47-03340	LABEL, FUSE	1	1	1	1				
33-1	2	172A47-03341	LABEL,FUSE US	1	1	1	1				N
		(A=M53079) (B=M53079) (C=M53079) (D=M53079)									
34	2	172437-03501	LABEL, FUEL	1	1	1	1				
35	2	172437-03511	LABEL, HOOK	3	3	3	3				
36	2	172156-03740	LABEL, GREASE	1	1	1	1				
37	2	172125-03951	LABEL, AIR CLEANER	1	1	1	1				

Fig.1. LABEL(CABIN)



Remarks

- (1)Interchangeable by simultaneous replacement with Ref.No.3-1,57-1.
- (2)Not applied for P.T.O. PPC spec.
- (3)P.T.O. PPC spec.
- (4)Rubber crawler spec.

(A)=VIO45-5B(US)  
(B)=VIO45-5B(AS)  
(C)=VIO45-5B(NZ)

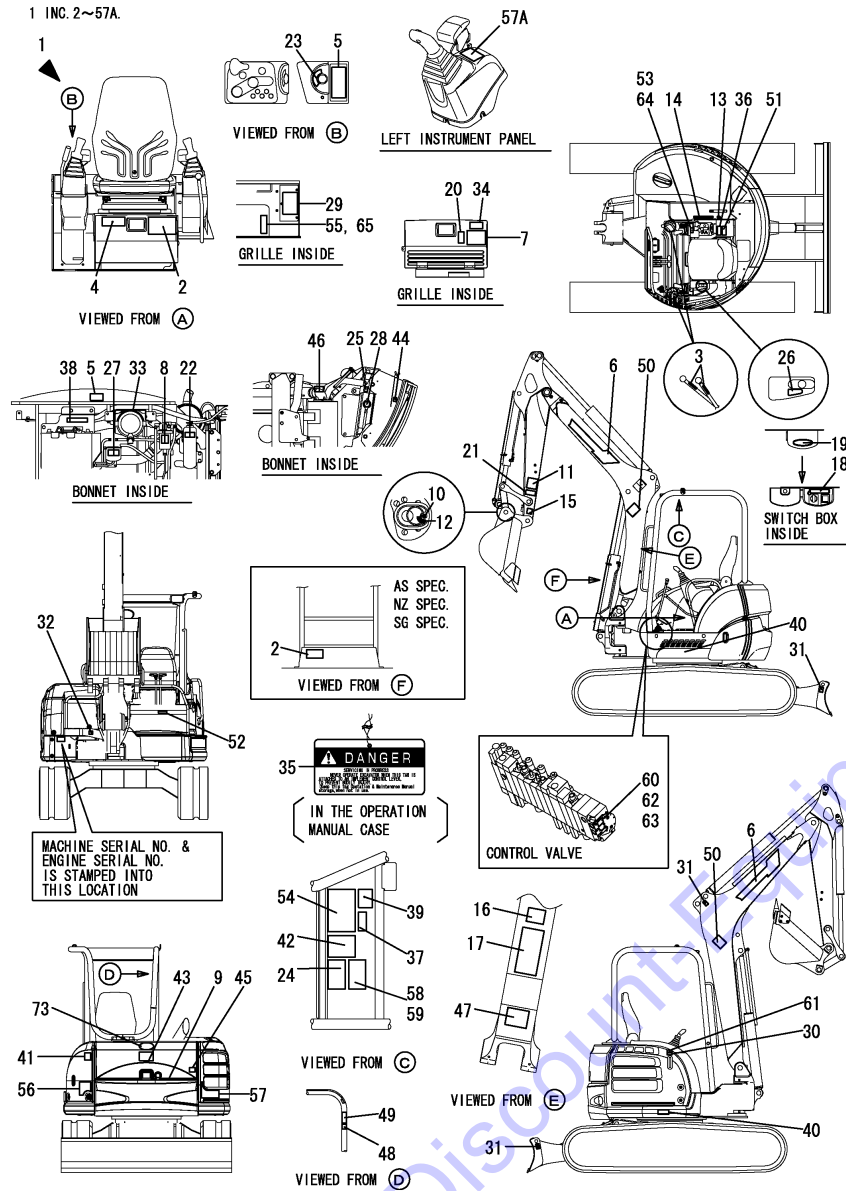
(D)=VIO45-5B(SG)  
(E)=  
(F)=

REF.	LEV.	PARTS NO.	DESCRIPTION	Q'TY						I	R
				(A)	(B)	(C)	(D)	(E)	(F)		
38	2	172437-03242	LABEL, CRAWLER	1	1	1	1				4
39	2	172437-03252	TAG ASSY, CAUTION	1	1	1	1				
40	2	172437-03302	LABEL, MANUAL	1	1	1	1				
41	2	172437-03312	LABEL, SLOPE	1	1	1	1				
42	2	172437-03322	LABEL, RESEVOIR	1	1	1	1				
43	2	172437-03343	LABEL, TRANSPORT	1	1	1	1				
44	2	172437-03352	LABEL, CYLINDER	2	2	2	2				
45	2	172437-03361	LABEL, BATTERY	1	1	1	1				
46	2	172437-03372	LABEL, NEUTRAL	1	1	1	1				
47	2	172437-03381	LABEL, SWING AREA	1	1	1	1				
48	2	172437-03391	LABEL, RADIATOR	1	1	1	1				
49	2	172437-03402	LABEL, ENGINE COVER	1	1	1	1				
50	2	172437-03422	LABEL, MUFFLER	1	1	1	1				
51	2	172437-03432	LABEL, STEERING	1	1	1	1				
52	2	172437-03441	LABEL, ROPS	1	1	1	1				
53	2	172437-03451	LABEL, SEAT BELT	1	1	1	1				
54	2	172437-03461	LABEL, BOOM	2	2	2	2				
55	2	172437-03471	LABEL, LEVER LOCK	1	1	1	1				
56	2	172A47-03250	LABEL, PTO FOOT	1	1	1	1				2
57	2	172A47-03300	LABEL,MODEL 45L	1	1	1	1				
57-1	2	172A47-03301	LABEL,MODEL 45L	1	1	1	1				S 1
		(A=M53099) (B=M53099) (C=M53099) (D=M53099)									
57-2	2	172A78-03300	LABEL, MODEL 45 L	1	1	1	1				S
		(A=M58501) (B=M54001) (C=M54001) (D=M54001)									
58	2	172A47-03260	LABEL, PTO SWITCH	1	1	1	1				2
59	2	172A47-03362	LABEL, LIFT Q US	1	1	1	1				
59-1	2	172A47-03363	LABEL,LIFT Q US	1	1	1	1				N
		(A=M53079) (B=M53079) (C=M53079) (D=M53079)									
60	2	172A47-03270	LABEL, PTO SELECT	1	1	1	1				2
60A	2	172A47-03371	LABEL,PTO EX	1	1	1	1				W
		(A=M53001) (B=M53001) (C=M53001) (D=M53001)									
61	1	172437-03601	LABEL, 2-WAY US	1	1	1					
62	1	172A47-03410	LABEL,4 WAY US				1				
63	1	172444-03290	MAGNET								1
64	1	114110-07761	LABEL, FUEL OIL CAUT	1	1	1	1				
65	1	172A47-03220	LABEL,2-WAY	1	1	1					
66	1	172A47-03390	LABEL,MULTILEVER US								1
67	1	172A79-03150	LABEL,PTO SWITCH		1	1					W 3
		(B=M53185) (C=M53185)									
68	1	172A79-03160	LABEL,PTO SELCT		1	1					W 3
		(B=M53185) (C=M53185)									
76	1	172A77-03110	EMBLEM ASSY,Y	1	1	1	1				W
		(A=M58501) (B=M54001) (C=M54001) (D=M54001)									

Fig.2. LABEL(CANOPY)

(A)=VIO45-5B(US)  
 (B)=VIO45-5B(AS)  
 (C)=VIO45-5B(NZ)

(D)=VIO45-5B(SG)  
 (E)=  
 (F)=



Remarks

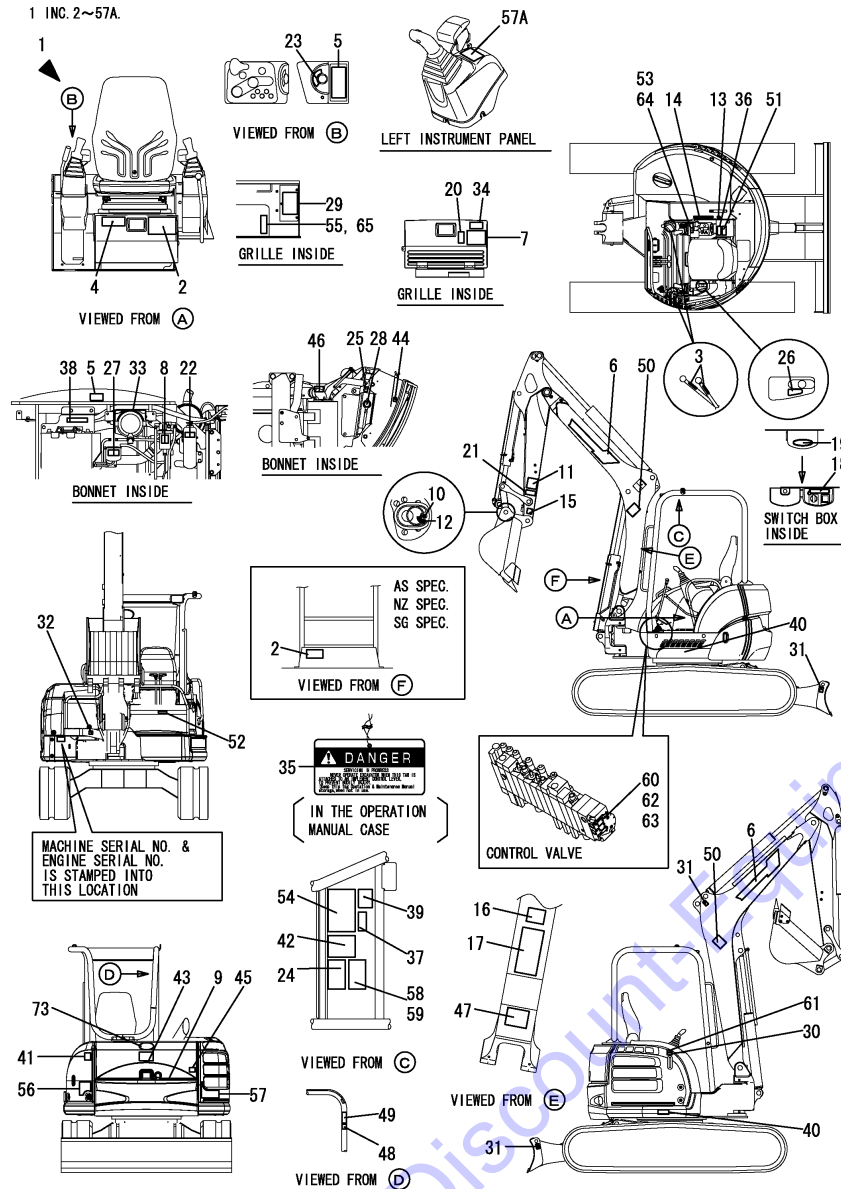
- (1) Interchangeable by simultaneous replacement with Ref.No.56-1,57-1.
- (2) Not applied for P.T.O. PPC spec.
- (3) P.T.O. PPC spec.
- (4) Rubber crawler spec.

REF.	LEV.	PARTS NO.	DESCRIPTION	Q'TY						I	R
				(A)	(B)	(C)	(D)	(E)	(F)		
1	1	772A78-03150	LABEL(VIO45-5B P	1	1	1	1				
1-1	1	772A78-03151	SET,LABEL VIO45-5B P	1	1	1	1				S
		(A=M58501) (B=M54001) (C=M54001) (D=M54001)									
2	2	172472-03141	LABEL, SUPPORT	1	2	2	2				
3	2	172183-03280	LABEL, LOCK	2	2	2	2				
4	2	172A78-03320	LABEL SPEC US	1	1	1	1				
4-1	2	172A78-03321	LABEL SPEC US	1	1	1	1				N
		(A=M/#53106) (B=M/#53106) (C=M/#53106) (D=M/#53106)									
5	2	172A36-03411	LABEL, ENGINE ROOM	2	2	2	2				
5-1	2	172A36-03411	LABEL, ENGINE ROOM	1	1	1	1				K
		(A=M53001) (B=M53001) (C=M53001) (D=M53001)									
6	2	172A47-03110	LABEL, BOOM	2	2	2	2				
6-1	2	172A79-03120	LABEL, BOOM	2	2	2	2				S
		(A=M58501) (B=M54001) (C=M54001) (D=M54001)									
7	2	172467-03150	LABEL, GREASING	1	1	1	1				
7-1	2	172467-03151	LABEL, GREASING	1	1	1	1				N
		(A=M53079) (B=M53079) (C=M53079) (D=M53079)									
8	2	172A07-03160	LABEL	1	1	1	1				
9	2	172A47-03160	LABEL, REAR	1	1	1	1				
10	2	172958-03160	LABEL	1	1	1	1				
11	2	172472-03230	LABEL, OPERATION	1	1	1	1				
12	2	172458-03240	LABEL, LOCK	1	1	1	1				
13	2	172472-03241	LABEL, PINUS	1	1	1	1				
14	2	172472-03250	LABEL, OPERATION	1	1	1	1				
15	2	172472-03261	LABEL, FINGER	1	1	1	1				
16	2	172472-03271	LABEL, SANDUS	1	1	1	1				
17	2	172472-03281	LABEL, WARNING HITCH	1	1	1	1				
18	2	172472-03290	LABEL, SWITCH	1	1	1	1				
19	2	172472-03300	LABEL, COVER	1	1	1	1				
20	2	172A47-03330	LABEL, OIL & WATER	1	1	1	1				
21	2	172472-03330	LABEL, LOCK PIN	1	1	1	1				
22	2	172A38-03201	LABEL, SUB TANK	1	1	1	1				
23	2	172A64-03700	LABEL, START SWITCH	1	1	1	1				
24	2	172490-03200	LABEL, OPERATION	1	1	1	1				
25	2	172A38-03211	LABEL, ANTI-FREEZING	1	1	1	1				
26	2	172458-03220	LABEL, ACCELERATOR	1	1	1	1				
27	2	172463-03290	LABEL, HYD.OIL	1	1	1	1				
28	2	172462-03320	LABEL, RADIATOR	1	1	1	1				
29	2	172A47-03340	LABEL, FUSE	1	1	1	1				
29-1	2	172A47-03341	LABEL, FUSE US	1	1	1	1				N
		(A=M53079) (B=M53079) (C=M53079) (D=M53079)									
30	2	172437-03501	LABEL, FUEL	1	1	1	1				
31	2	172437-03511	LABEL, HOOK	3	3	3	3				
32	2	172156-03740	LABEL, GREASE	1	1	1	1				
33	2	172125-03951	LABEL, AIR CLEANER	1	1	1	1				
34	2	172437-03242	LABEL, CRAWLER	1	1	1	1				4
35	2	172437-03252	TAG ASSY, CAUTION	1	1	1	1				
36	2	172437-03302	LABEL, MANUAL	1	1	1	1				
37	2	172437-03312	LABEL, SLOPE	1	1	1	1				
38	2	172437-03322	LABEL, RESEVOIR	1	1	1	1				
39	2	172437-03343	LABEL, TRANSPORT	1	1	1	1				

Fig.2. LABEL(CANOPY)

(A)=VIO45-5B(US)  
 (B)=VIO45-5B(AS)  
 (C)=VIO45-5B(NZ)

(D)=VIO45-5B(SG)  
 (E)=  
 (F)=



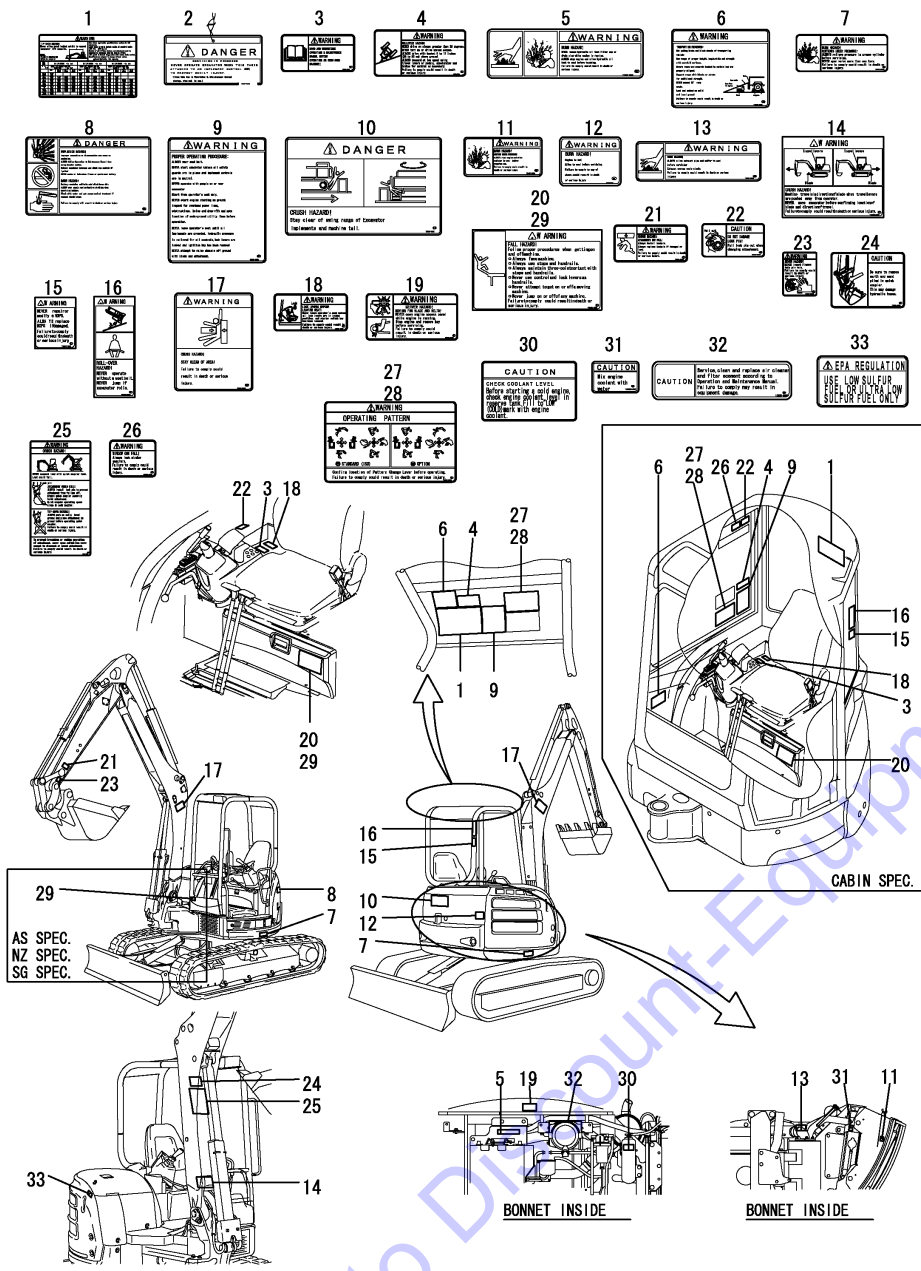
REF.	LEV.	PARTS NO.	DESCRIPTION	Q'TY						I	R
				(A)	(B)	(C)	(D)	(E)	(F)		
40	2	172437-03352	LABEL, CYLINDER	2	2	2	2				
41	2	172437-03361	LABEL, BATTERY	1	1	1	1				
42	2	172437-03372	LABEL, NEUTRAL	1	1	1	1				
43	2	172437-03381	LABEL, SWING AREA	1	1	1	1				
44	2	172437-03391	LABEL, RADIATOR	1	1	1	1				
45	2	172437-03402	LABEL, ENGINE COVER	1	1	1	1				
46	2	172437-03422	LABEL, MUFFLER	1	1	1	1				
47	2	172437-03432	LABEL, STEERING	1	1	1	1				
48	2	172437-03441	LABEL, ROPS	1	1	1	1				
49	2	172437-03451	LABEL, SEAT BELT	1	1	1	1				
50	2	172437-03461	LABEL, BOOM	2	2	2	2				
51	2	172437-03471	LABEL, LEVER LOCK	1	1	1	1				
52	2	172A47-03250	LABEL, PTO FOOT	1	1	1	1				2
53	2	172A47-03260	LABEL, PTO SWITCH	1	1	1	1				2
54	2	172A47-03362	LABEL, LIFT Q US	1	1	1	1				
54-1	2	172A47-03363	LABEL, LIFT Q US	1	1	1	1				N
		(A=M53079)	(B=M53079)	(C=M53079)	(D=M53079)						
55	2	172A47-03270	LABEL, PTO SELECT	1	1	1	1				2
56	2	172A47-03300	LABEL, MODEL 45L	1	1	1	1				
56-1	2	172A47-03301	LABEL, MODEL 45L	1	1	1	1				S 1
		(A=M53099)	(B=M53099)	(C=M53099)	(D=M53099)						
56-2	2	172A78-03300	LABEL, MODEL 45 L	1	1	1	1				S
		(A=M58501)	(B=M54001)	(C=M54001)	(D=M54001)						
57	2	172A47-03310	LABEL, MODEL 45R	1	1	1	1				
57-1	2	172A47-03311	LABEL, MODEL 45R	1	1	1	1				S 1
		(A=M53099)	(B=M53099)	(C=M53099)	(D=M53099)						
57-2	2	172A78-03310	LABEL, MODEL 45 R	1	1	1	1				S
		(A=M58501)	(B=M54001)	(C=M54001)	(D=M54001)						
57A	2	172A47-03371	LABEL, PTO EX	1	1	1	1				W
		(A=M53001)	(B=M53001)	(C=M53001)	(D=M53001)						
58	1	172437-03601	LABEL, 2-WAY US	1	1	1					
59	1	172A47-03410	LABEL, 4 WAY US								1
60	1	172444-03290	MAGNET								1
61	1	114110-07761	LABEL, FUEL OIL CAUT	1	1	1	1				
62	1	172A47-03220	LABEL, 2-WAY	1	1	1					
63	1	172A47-03390	LABEL, MULTILEVER US								1
64	1	172A79-03150	LABEL, PTO SWITCH		1	1					W 3
		(B=M53185)	(C=M53185)								
65	1	172A79-03160	LABEL, PTO SELCT		1	1					W 3
		(B=M53185)	(C=M53185)								
73	1	172A77-03110	EMBLEM ASSY,Y	1	1	1	1				W
		(A=M58501)	(B=M54001)	(C=M54001)	(D=M54001)						

Remarks  
 (1) Interchangeable by simultaneous replacement with Ref.No.56-1,57-1.  
 (2) Not applied for P.T.O. PPC spec.  
 (3) P.T.O. PPC spec.  
 (4) Rubber crawler spec.

Fig.3. SAFETY LABEL

(A)=VIO45-5B(US)  
 (B)=VIO45-5B(AS)  
 (C)=VIO45-5B(NZ)

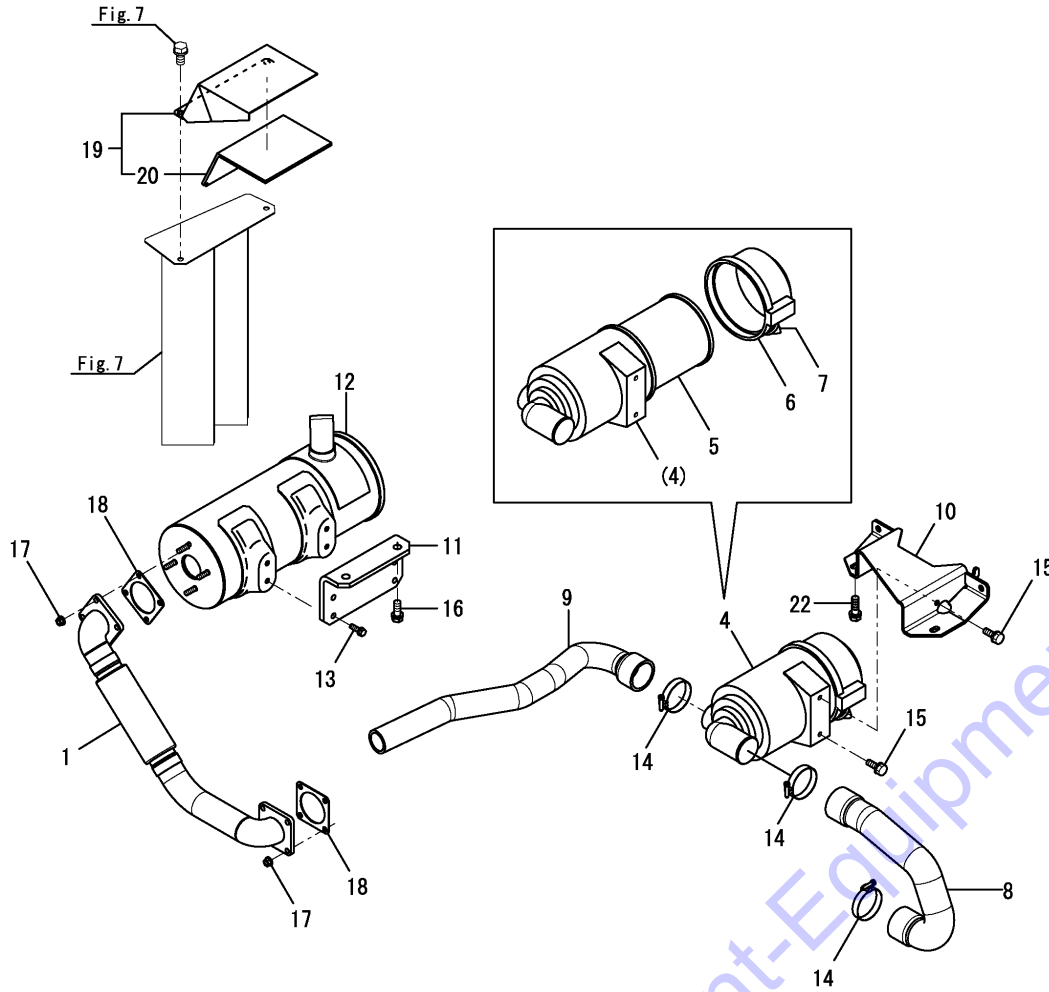
(D)=VIO45-5B(SG)  
 (E)=  
 (F)=



REF.	LEV.	PARTS NO.	DESCRIPTION	QTY						I	R
				(A)	(B)	(C)	(D)	(E)	(F)		
1	1	172A47-03362	LABEL, LIFT Q US	1	1	1	1				
1-1	1	172A47-03363	LABEL, LIFT Q US	1	1	1	1				N
		(A=M53079) (B=M53079) (C=M53079) (D=M53079)									
2	1	172437-03252	TAG ASSY, CAUTION	1	1	1	1				
3	1	172437-03302	LABEL, MANUAL US	1	1	1	1				
4	1	172437-03312	LABEL, SLOPE US	1	1	1	1				
5	1	172437-03322	LABEL, HYD.OIL TANK	1	1	1	1				
6	1	172437-03343	LABEL, TRANSPORT US	1	1	1	1				
7	1	172437-03352	LABEL, GREASE CYL.	2	2	2	2				
8	1	172437-03361	LABEL, BATTERY US	1	1	1	1				
9	1	172437-03372	LABEL, NEUTRAL US	1	1	1	1				
10	1	172437-03381	LABEL, SWING AREA US	1	1	1	1				
11	1	172437-03391	LABEL, RADIATOR US	1	1	1	1				
12	1	172437-03402	LABEL, ENG, COVER US	1	1	1	1				
13	1	172437-03422	LABEL, MUFFLER US	1	1	1	1				
14	1	172437-03432	LABEL, STEERING US	1	1	1	1				
15	1	172437-03441	LABEL, ROPS US	1	1	1	1				
16	1	172437-03451	LABEL, SEAT BELT US	1	1	1	1				
17	1	172437-03461	LABEL, BOOM US	2	2	2	2				
18	1	172437-03471	LABEL, LEVER LOCK US	1	1	1	1				
19	1	172A36-03411	LABEL, ENG ROOM	1	1	1	1				
20	1	172472-03141	LABEL, SUPPORT US	1	1	1	1				
21	1	172472-03330	LABEL, LOCK PIN(US	1	1	1	1				
22	1	172472-03241	LABEL, PIN US	1	1	1	1				
23	1	172472-03261	LABEL, FINGER US	1	1	1	1				
24	1	172472-03271	LABEL, SAND US	1	1	1	1				
25	1	172472-03281	LABEL, WARNING HITCH	1	1	1	1				
26	1	172437-03551	LABEL, WINDOW US	1	1	1	1				1
27	1	172437-03601	LABEL, 2-WAY US	1	1	1	1				
28	1	172A47-03410	LABEL, 4 WAY US								1
29	1	172472-03141	LABEL, SUPPORT US		2	2	2				2
30	1	172A38-03201	LABEL, SUB-TANK US	1	1	1	1				
31	1	172A38-03211	LABEL, ANTI-FREEZING	1	1	1	1				
32	1	172125-03951	LABEL, AIR CLEANER	1	1	1	1				
33	1	114110-07761	LABEL, FUEL OIL CAUT	1	1	1	1				

Remarks  
 (1)Cabin spec.  
 (2)Canopy spec.

Fig.4. SILENCER & AIR CLEANER



(A)=VIO45-5B(US)  
 (B)=VIO45-5B(AS)  
 (C)=VIO45-5B(NZ)

(D)=VIO45-5B(SG)  
 (E)=  
 (F)=

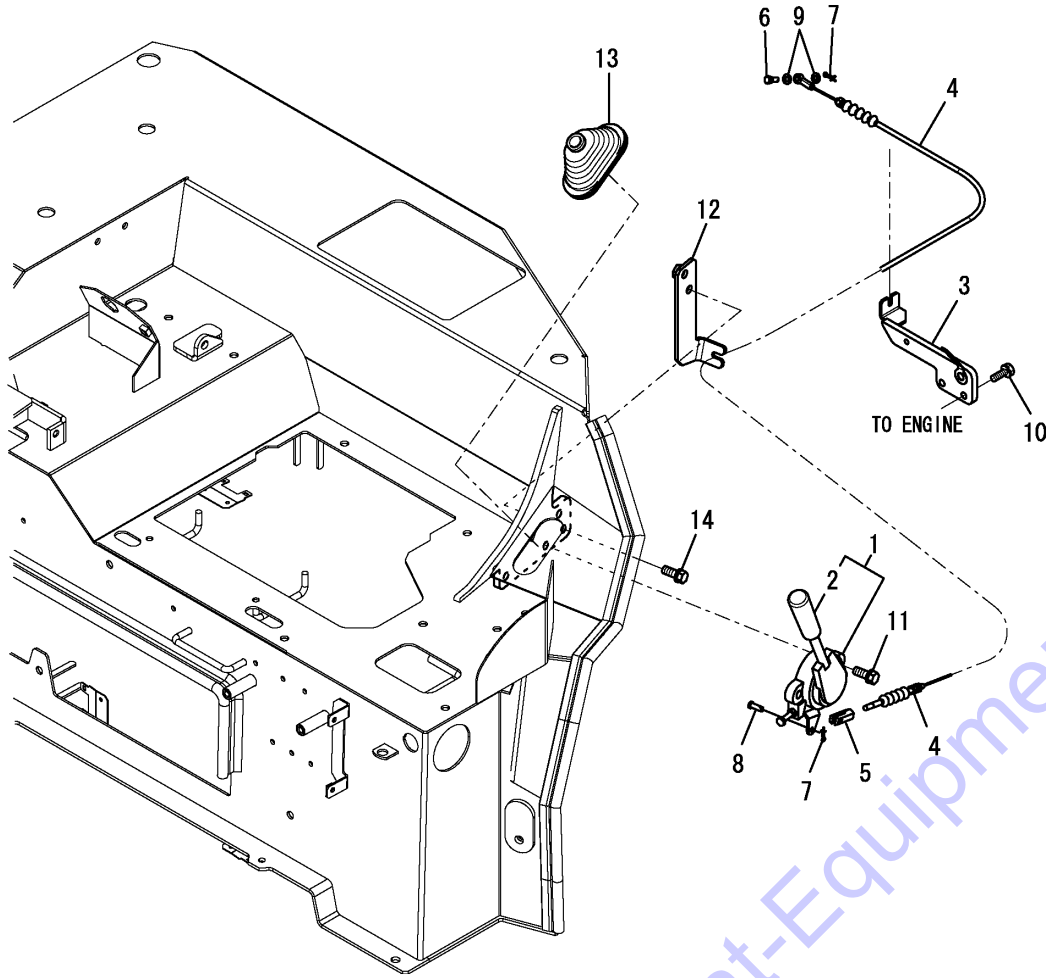
REF.	LEV.	PARTS NO.	DESCRIPTION	Q'TY						I	R
				(A)	(B)	(C)	(D)	(E)	(F)		
1	1	172461-11331	TUBE ASSY	1	1	1	1				
4	1	172A47-11500	CLEANER ASS,AIR	1	1	1	1				1
5	2	129004-12520	ELEMENT, AIR CLEANER	1	1	1	1				
6	2	119866-12530	COVER ASSY	1	1	1	1				
7	2	119808-12540	VALVE	1	1	1	1				
7A	1	172125-03951	LABEL, AIR CLEANER	1	1	1	1				3
8	1	172A47-11510	HOSE A,AIRCLEANER	1	1	1	1				
8-1	1	172A78-11510	HOSE A,AIRCLEANER	1	1	1	1				N
		(A=M53321) (B=M53321) (C=M53321) (D=M53321)									
9	1	172A47-11520	HOSE B,AIRCLEANER	1	1	1	1				
9-1	1	172A78-11520	HOSE B,ASSY	1	1	1	1				N
		(A=M53321) (B=M53321) (C=M53321) (D=M53321)									
10	1	172A47-11600	BRACKET ASSY	1	1	1	1				
11	1	172A47-13430	BRACKET,MUFFLER	1	1	1	1				
12	1	172A47-11301	SILENCER ASSY	1	1	1	1				2
12A	1	172437-03422	LABEL, MUFFLER US	2	2	2	2				3
13	1	26013-080252	BOLT M 8X 25	4	4	4	4				
14	1	23000-070000	CLAMP 70	3	3	3	3				
15	1	26013-080202	BOLT W/WASHER M8X20	2	2	2	2				
16	1	26013-120302	BOLT W/WASHER M12X30	2	2	2	2				
17	1	26051-080002	NUT M 8	8	8	8	8				
18	1	129400-13201	GASKET	2	2	2	2				
19	1	172A47-11350	GUARD D ASSY,MUFFLER	1	1	1	1				
19-1	1	172A47-11351	GUARD D ASSY,MUFFLER	1	1	1	1				N
		(A=M53305) (B=M53305) (C=M53305) (D=M53305)									
20	2	172A47-11370	GLASSWOOL, GUARD D	1	1	1	1				
22	1	26014-100252	BOLT 10X25 W/PLW+SPW	2	2	2	2				W
		(A=M53001) (B=M53001) (C=M53001) (D=M53001)									

Remarks  
 (1)Please use this part with following labels at the same time.  
 Ref.No.7A.  
 (2)Please use this part with following labels at the same time.  
 Ref.No.12A.  
 (3)Labels are not illustrated.

Fig.5. ACCELERATOR

(A)=VIO45-5B(US)  
 (B)=VIO45-5B(AS)  
 (C)=VIO45-5B(NZ)

(D)=VIO45-5B(SG)  
 (E)=  
 (F)=



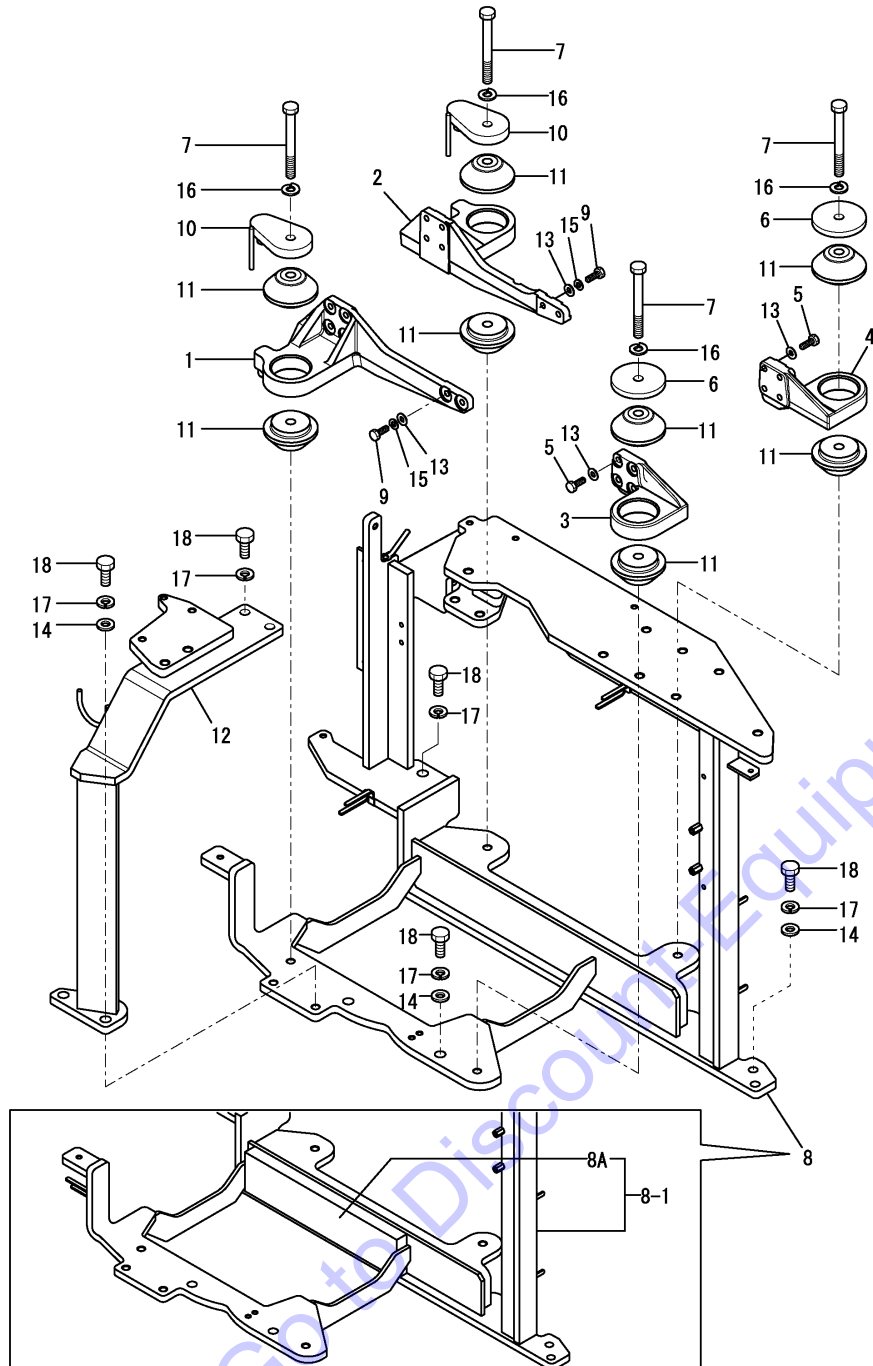
REF.	LEV.	PARTS NO.	DESCRIPTION	Q'TY						I	R
				(A)	(B)	(C)	(D)	(E)	(F)		
1	1	172A47-12141	CABLE LEVER	1	1	1	1				
2	2	172165-12140	GRIP(RED)	1	1	1	1				
2-1	2	172A79-12150	GRIP, RED	1	1	1	1				N
		(A=MXXXXX) (B=MXXXXX) (C=MXXXXX) (D=MXXXXX)									
3	1	172491-12100	SUPPORT, CABLE	1	1	1	1				
4	1	172A47-12130	CABLE, ACCELERATOR	1	1	1	1				
5	1	172137-12270	JOINT, CABLE	1	1	1	1				
6	1	172113-12522	PIN	1	1	1	1				
7	1	1C6281-52310	PIN 6,COME-OFF SNAP	2	2	2	2				
8	1	1A1040-56900	PIN 6X 17	1	1	1	1				
9	1	22137-060000	WASHER 6, POLISHED	2	2	2	2				
10	1	26013-080202	BOLT W/WASHER M8X20	2	2	2	2				
11	1	26013-100252	BOLT W/WASHER M10X25	2	2	2	2				
12	1	172A47-12110	BRACKET, CABLE	1	1	1	1				
13	1	172141-41340	BOOTS	1	1	1	1				
14	1	26013-100252	BOLT W/WASHER M10X25	2	2	2	2				



Fig.6. ENGINE MOUNT

(A)=VIO45-5B(US)  
 (B)=VIO45-5B(AS)  
 (C)=VIO45-5B(NZ)

(D)=VIO45-5B(SG)  
 (E)=  
 (F)=

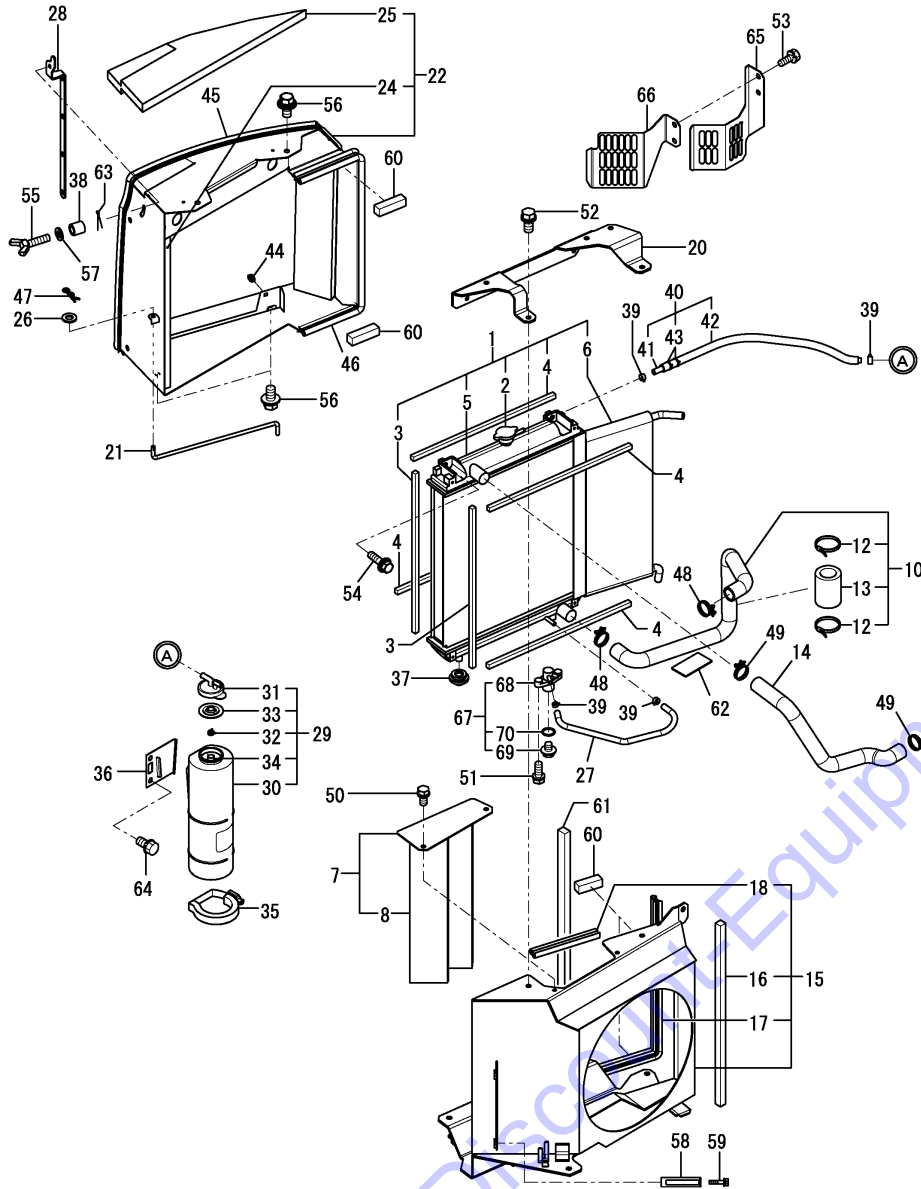


REF.	LEV.	PARTS NO.	DESCRIPTION	Q'TY						I	R
				(A)	(B)	(C)	(D)	(E)	(F)		
1	1	172491-13101	MOUNT, ENGINE	1	1	1	1				
2	1	172491-13111	MOUNT, ENGINE	1	1	1	1				
3	1	172461-13120	MOUNT, ENGINE	1	1	1	1				
4	1	172461-13130	MOUNT, ENGINE	1	1	1	1				
5	1	172461-13140	BOLT M10X 40	8	8	8	8				
6	1	172162-13170	WASHER	2	2	2	2				
7	1	172162-13190	BOLT M16X150	4	4	4	4				
8	1	172A47-13202	MOUNT ASSY, ENGINE	1	1	1	1				
8-1	1	172A78-13010	ASSY,ENG MT	1	1	1	1				N
8A	2	172A78-13020	EV,ENG MT	1	1	1	1				W
9	1	172162-13200	BOLT M10X30	12	12	12	12				
10	1	172165-13242	STOPPER ASSY	2	2	2	2				
11	1	172165-13270	MOUNT, ENGINE	8	8	8	8				
12	1	172A47-13680	BRACKET ASSY	1	1	1	1				
13	1	172137-46042	SEAT, SPRING	20	20	20	20				
14	1	22137-160000	WASHER 16,POLISHED	5	5	5	5				
15	1	22217-100000	SPRING WASHER 10	12	12	12	12				
16	1	22217-160000	SPRING WASHER 16	4	4	4	4				
17	1	22217-160000	SPRING WASHER 16	10	10	10	10				
18	1	26076-160402	BOLT 10.9 16X40	10	10	10	10				

Fig.7. RADIATOR & MOUNT

(A)=VIO45-5B(US)  
 (B)=VIO45-5B(AS)  
 (C)=VIO45-5B(NZ)

(D)=VIO45-5B(SG)  
 (E)=  
 (F)=



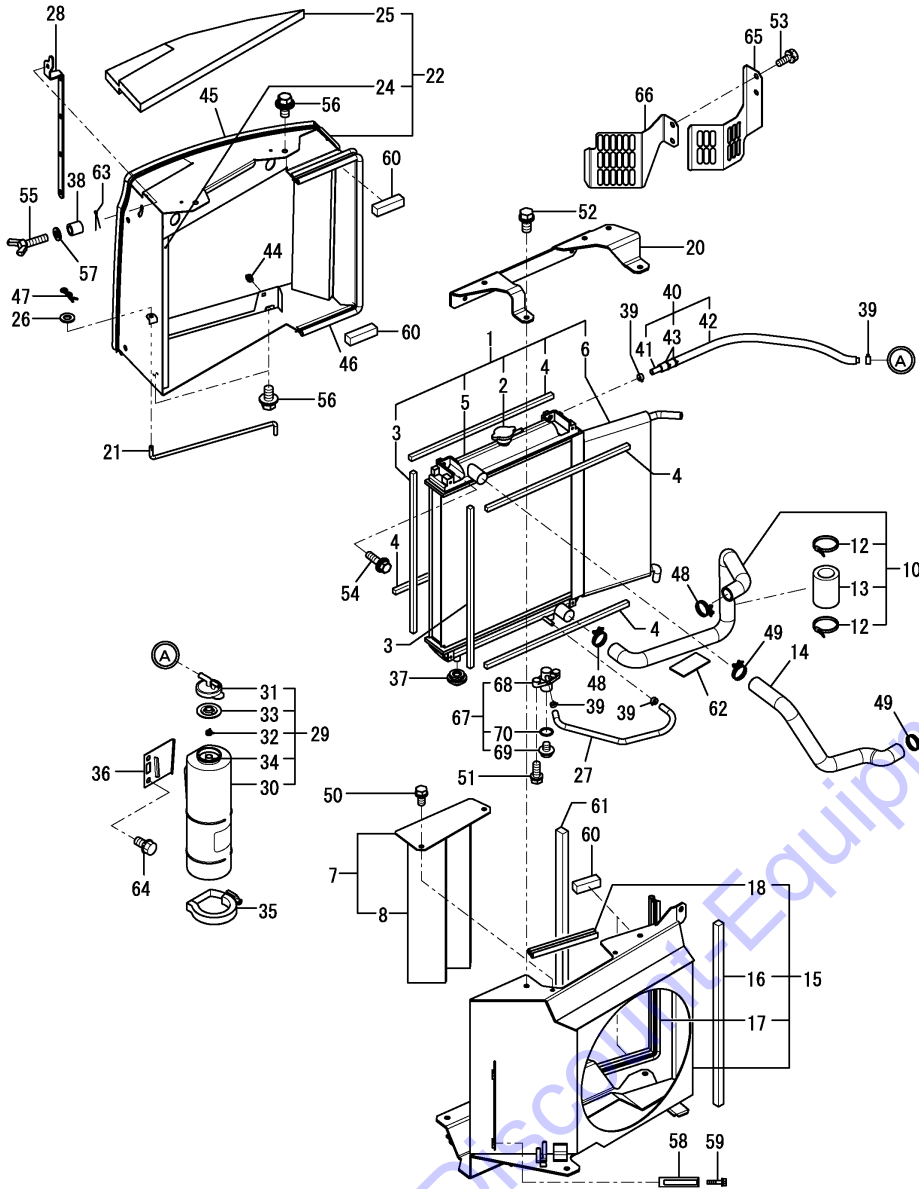
REF.	LEV.	PARTS NO.	DESCRIPTION	Q'TY						I	R
				(A)	(B)	(C)	(D)	(E)	(F)		
1	1	172A47-13151	RADIATOR ASSY	1	1	1	1				
2	2	129107-44590	CAP	1	1	1	1				1
3	2	172A47-13050	PACKING,T26	2	2	2	2				
4	2	172A47-13060	PACKING,T10	4	4	4	4				
5	2	172A47-13160	RADIATOR	1	1	1	1				
6	2	172A47-13180	OIL COOLER	1	1	1	1				
6A	1	172462-03320	LABEL	1	1	1	1				5
7	1	172A47-13470	COVER ASSY	1	1	1	1				
8	2	172A47-13480	EV,COVER	2	2	2	2				
10	1	172A47-13490	PIPE ASSY, C.W.	1	1	1	1				
12	2	172126-11510	BAND 300	2	2	2	2				
13	2	172A47-13460	SPNGE,HOSE	1	1	1	1				
14	1	172A47-13510	CW-T B	1	1	1	1				
15	1	172A47-13522	SHROUD ASSY	1	1	1	1				
16	2	172A47-13130	SEAL 450	1	1	1	1				
17	2	172478-65580	RUBBER,SEAL 290	1	1	1	1				
18	2	172162-65660	SEAL,COVER B	1	1	1	1				
20	1	172A47-13750	BRACKET ASSY	1	1	1	1				2
20A	1	172A38-03211	LABEL,ANTI-FREEZING	1	1	1	1				5
21	1	172A47-13780	HOOK	1	1	1	1				
22	1	172A47-13960	DUCT ASSY	1	1	1	1				3
24	2	172A47-14860	EV,B	1	1	1	1				
25	2	172A47-14870	EV,C	1	1	1	1				
25A	1	172437-03322	LABEL, HYD.OIL TANK	1	1	1	1				5
25B	1	172437-03391	LABEL, RADIATOR US	1	1	1	1				5
26	1	22137-080000	WASHER 8, POLISHED	1	1	1	1				
27	1	172124-13411	HOSE	1	1	1	1				
28	1	172A47-14800	LEVER ASSY	1	1	1	1				Z
		(A=M53001)	(B=M53001)	(C=M53001)	(D=M53001)						
29	1	171064-44510	TANK ASSY	1	1	1	1				4
30	2	171064-44520	BODY, TANK	1	1	1	1				
31	2	121450-44531	CAP	1	1	1	1				
32	2	124450-44560	RETAINER	1	1	1	1				
33	2	121470-44581	GASKET	1	1	1	1				
34	2	23065-070225	HOSE 7X 225	1	1	1	1				
34A	1	172A38-03201	LABEL, SUB-TANK US	1	1	1	1				5
35	1	124450-44550	BAND	1	1	1	1				
36	1	121256-44600	BRACKET	1	1	1	1				
37	1	184015-44680	RUBBER, RADIATOR	2	2	2	2				
38	1	172524-45250	SPACER	1	1	1	1				Z
		(A=M53001)	(B=M53001)	(C=M53001)	(D=M53001)						
39	1	124766-59050	CLIP	4	4	4	4				
40	1	184015-59110	HOSE ASSY, FUEL OIL	1	1	1	1				
41	2	172141-14610	HOSE, FUEL	1	1	1	1				
42	2	184015-59120	TUBE, CORRUGATE	1	1	1	1				
43	2	933168-55770	BAND 146	2	2	2	2				
44	1	1A7400-61250	HOLDER, ROD 8	1	1	1	1				
45	1	172478-65490	RUBBER,SEAL 1110	2	2	2	2				
46	1	172164-65710	RUBBER, SEAL B	1	1	1	1				
47	1	22372-080000	SNAP PIN (JASO 8)	1	1	1	1				
48	1	23001-041000	CLIP 41,HOSE	2	2	2	2				

Remarks  
 (1)Use w/Ref.No.6A.  
 (2)Use w/Ref.No.20A.  
 (3)Use w/Ref.No.25A,25B.  
 (4)Use w/Ref.No.34A.  
 (5)Labels are not illustrated.

Fig.7. RADIATOR & MOUNT

(A)=VIO45-5B(US)  
 (B)=VIO45-5B(AS)  
 (C)=VIO45-5B(NZ)

(D)=VIO45-5B(SG)  
 (E)=  
 (F)=



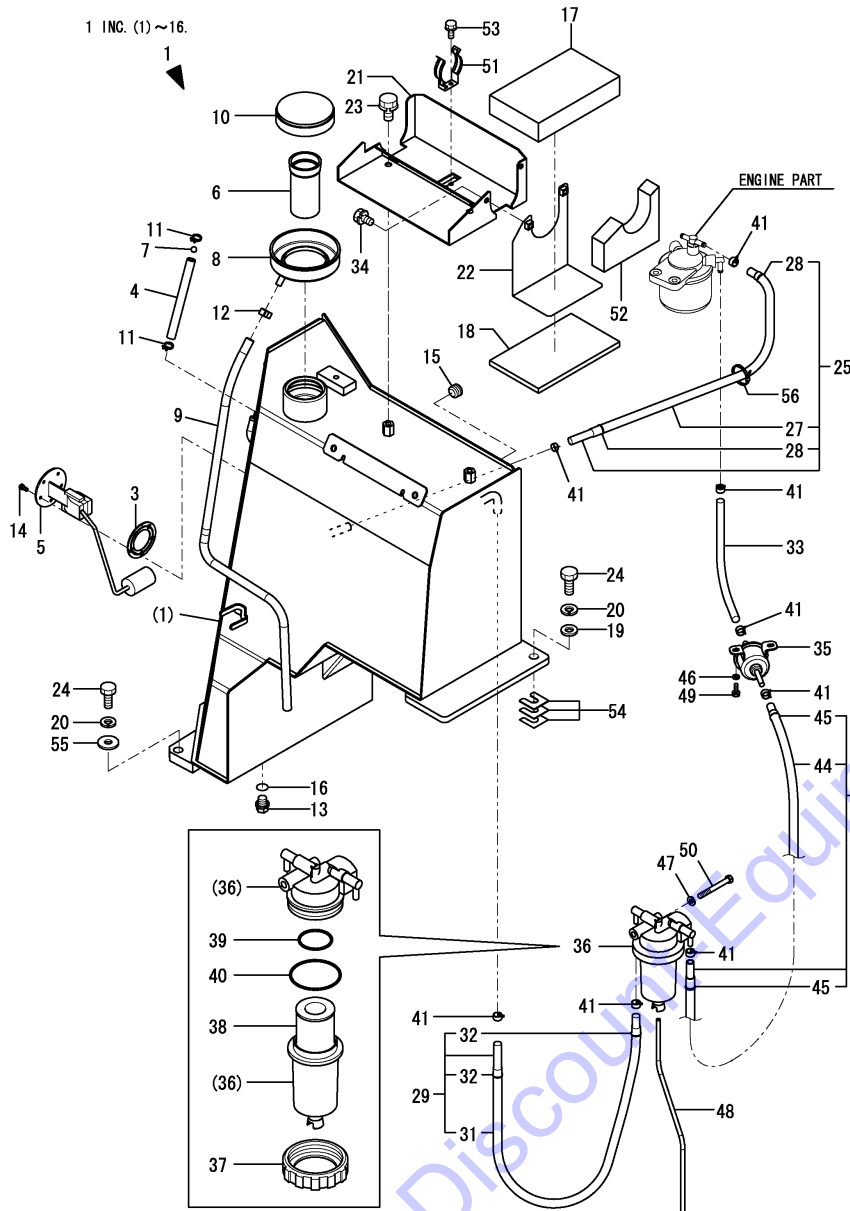
REF.	LEV.	PARTS NO.	DESCRIPTION	Q'TY						I	R
				(A)	(B)	(C)	(D)	(E)	(F)		
49	1	23001-048000	CLIP, HOSE	2	2	2	2				
50	1	26013-080162	BOLT W/WASHER M8X16	2	2	2	2				
50-1	1	26013-080202	BOLT W/WASHER M8X20	2	2	2	2				N
50-2	1	26013-080252	BOLT M 8X 25	2	2	2	2				N
		(A=MZZZZZ) (B=MZZZZZ) (C=MZZZZZ) (D=MZZZZZ)									
		(A=M53305) (B=M53305) (C=M53305) (D=M53305)									
51	1	26013-080202	BOLT W/WASHER M8X20	2	2	2	2				
52	1	26013-100202	BOLT W/WASHER M10X20	2	2	2	2				
53	1	26013-100252	BOLT W/WASHER M10X25	2	2	2	2				
54	1	26014-080302	BOLT M 8X 30	2	2	2	2				
55	1	172A46-13040	WING BOLT	1	1	1	1				Z
		(A=M53001) (B=M53001) (C=M53001) (D=M53001)									
56	1	26014-100202	BOLT M10X 20	4	4	4	4				
57	1	22217-080000	WASHER, 8	1	1	1	1				Z
		(A=M53001) (B=M53001) (C=M53001) (D=M53001)									
58	1	172122-55061	BRACKET, GREASE PUMP	2	2	2	2				Z
		(A=M53001) (B=M53001) (C=M53001) (D=M53001)									
59	1	26013-060122	BOLT M 6X 12	4	4	4	4				Z
		(A=M53001) (B=M53001) (C=M53001) (D=M53001)									
60	1	172A47-13140	SEAL 200	4	4	4	4				
61	1	172A47-13940	SEAL,SHURAUD	1	1	1	1				
62	1	172445-68790	RUBBER	1	1	1	1				
63	1	22417-200200	COTTER PIN 2.0X20	1	1	1	1				Z
		(A=M53001) (B=M53001) (C=M53001) (D=M53001)									
64	1	26013-080122	BOLT M 8X 12	2	2	2	2				
65	1	172A47-13770	GURAD,FAN LOWER	1	1	1	1				
66	1	172A47-13640	GUARD,FAN	1	1	1	1				
67	1	172444-13210	COCK ASSY,2-WAY	1	1	1	1				
68	2	172444-13220	BODY	1	1	1	1				
69	2	121250-49121	PLUG	1	1	1	1				
70	2	24311-000160	O-RING 1A P-16.0	1	1	1	1				

- Remarks  
 (1)Use w/Ref.No.6A.  
 (2)Use w/Ref.No.20A.  
 (3)Use w/Ref.No.25A,25B.  
 (4)Use w/Ref.No.34A.  
 (5)Labels are not illustrated.

Fig.8. FUEL TANK & FUEL PIPE

(A)=VIO45-5B(US)  
(B)=VIO45-5B(AS)  
(C)=VIO45-5B(NZ)

(D)=VIO45-5B(SG)  
(E)=  
(F)=



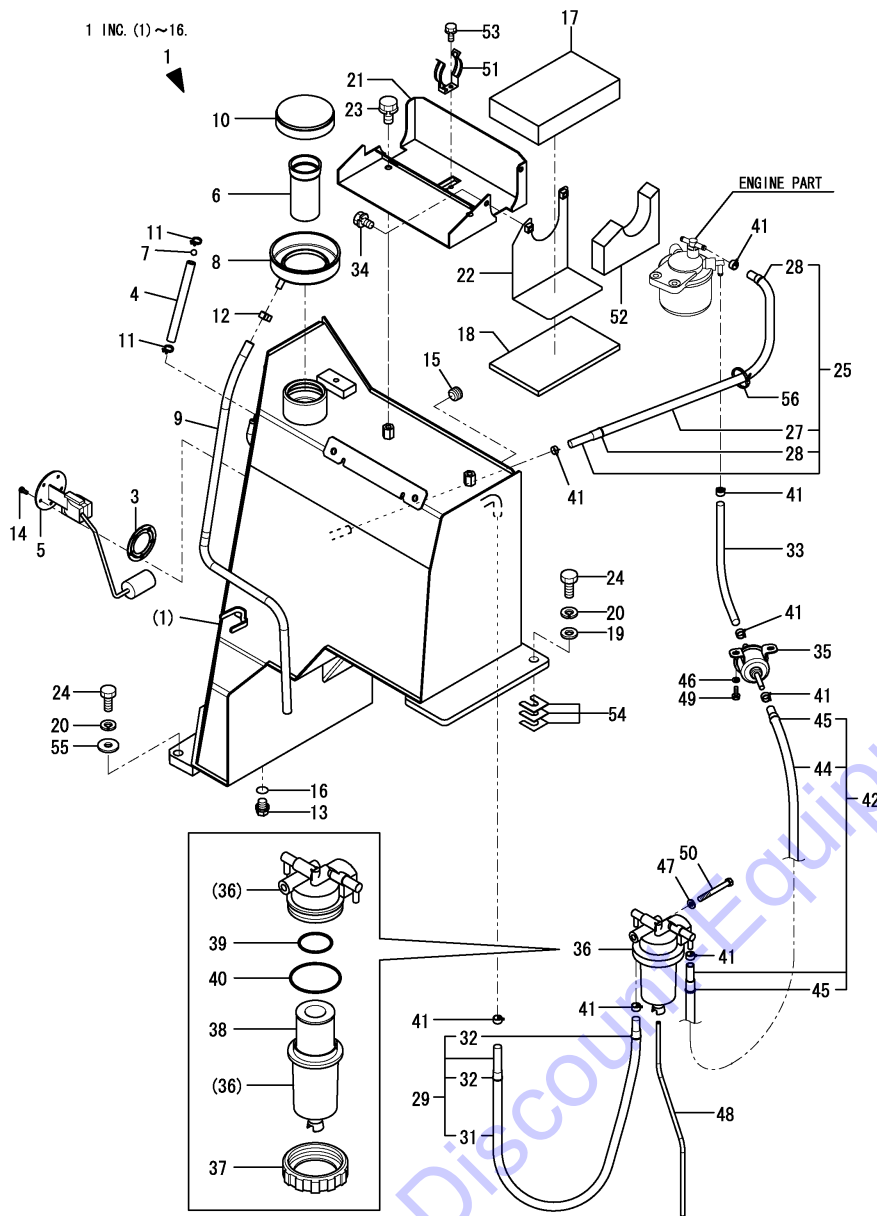
Remarks  
(1)Please use this part with following labels at the same time.  
Ref.No.40A.  
(2)Labels are not illustrated.

REF.	LEV.	PARTS NO.	DESCRIPTION	Q'TY						I	R
				(A)	(B)	(C)	(D)	(E)	(F)		
1	1	772A78-14100	FUEL TANK (GRAY:49)	1	1	1	1				
3	2	172162-14200	GASKET	1	1	1	1				
4	2	172A47-14210	HOSE,FO.GAUGE	1	1	1	1				
5	2	172A78-14220	GAUGE UNIT, FUEL	1	1	1	1				
6	2	172183-14250	FILTER (FUEL	1	1	1	1				
7	2	172141-14260	FLOAT	1	1	1	1				
8	2	172458-14370	SOUCER,FUEL OIL	1	1	1	1				
9	2	172A47-14520	HOSE	1	1	1	1				
10	2	105340-55040	CAP, FUEL TANK	1	1	1	1				
11	2	23010-014000	CLAMP 14	2	2	2	2				
12	2	23080-013000	CLAMP 13,HOSE	1	1	1	1				
13	2	23491-140002	PLUG 14	1	1	1	1				
14	2	26022-050122	SCREW M 5X 12	5	5	5	5				
15	2	23876-040000	PLUG PT 1/2	1	1	1	1				
16	2	24311-000160	O-RING 1A P-16.0	1	1	1	1				
17	1	172A47-62290	EV,INTAKE	1	1	1	1				
18	1	172A47-62320	EV B,COVER	1	1	1	1				
19	1	22137-140000	WASHER 14,POLISHED	2	2	2	2				
20	1	22217-140000	SPRING WASHER 14	3	3	3	3				
21	1	172A47-05300	PLATE ASSY,TOOL BOX	1	1	1	1				
22	1	172A47-61570	PLATE,EV ASSY	1	1	1	1				
23	1	26013-100162	BOLT M10X 16	2	2	2	2				
24	1	26116-140352	BOLT M14X 35 PLATED	3	3	3	3				
25	1	172A47-14510	FO.HOSE1850 ASSY	1	1	1	1				
27	2	184016-59310	TUBE, CORRUGATE	1	1	1	1				
28	2	933168-55770	BAND 146	2	2	2	2				
29	1	172448-14610	HOSE 1350 ,FUEL	1	1	1	1				
29-1	1	172A78-14600	HOSE 1430 ASSY ,FUEL	1	1	1	1				N
		(A=M/#53113) (B=M/#53113) (C=M/#53113) (D=M/#53113)									
31	2	172448-14620	TUBE, CORRUGATE	1	1	1	1				
32	2	933168-55770	BAND 146	2	2	2	2				
33	1	172183-14640	HOSE	1	1	1	1				
34	1	26013-080122	BOLT M 8X 12	2	2	2	2				
35	1	129612-52100	PUMP ASSY	1	1	1	1				
36	1	184016-55700	SEPARATOR ASSY	1	1	1	1				1
36-1	1	184016-55701	SEPARATOR ASSY,WATER	1	1	1	1				N 1
		(A=M53638) (B=M53638) (C=M53638) (D=M53638)									
37	2	129100-55690	RING	1	1	1	1				
38	2	119802-55710	ELEMENT	1	1	1	1				
39	2	24311-000160	O-RING 1A P-16.0	1	1	1	1				
40	2	24321-000650	O-RING 1A G-65.0	1	1	1	1				
40A	1	172A07-03160	LABEL	1	1	1	1				2
41	1	124766-59050	CLIP	8	8	8	8				
42	1	184015-59190	PIPE ASSY, FUEL 1050	1	1	1	1				
44	2	184015-59200	TUBE, CORRUGATE	1	1	1	1				
45	2	933168-55770	BAND 146	2	2	2	2				
46	1	22137-060000	WASHER 6, POLISHED	2	2	2	2				
47	1	22217-080000	WASHER, 8	1	1	1	1				
48	1	23061-050300	PIPE,VINYL 5	1	1	1	1				
49	1	26013-060162	BOLT M 6X 16	2	2	2	2				
50	1	26116-080702	BOLT M 8X 70 PLATED	1	1	1	1				

Fig.8. FUEL TANK & FUEL PIPE

(A)=VIO45-5B(US)  
 (B)=VIO45-5B(AS)  
 (C)=VIO45-5B(NZ)

(D)=VIO45-5B(SG)  
 (E)=  
 (F)=



REF.	LEV.	PARTS NO.	DESCRIPTION	Q'TY						I	R
				(A)	(B)	(C)	(D)	(E)	(F)		
51	1	172122-55061	BRACKET, GREASE PUMP	1	1	1	1				
52	1	172A47-62310	EV A,COVER	1	1	1	1				
53	1	26013-060122	BOLT M 6X 12	2	2	2	2				
54	1	172117-53320	SPACER (M20)	1	1	1	1				
55	1	22157-140000	WASHER, 14	1	1	1	1				
56	1	172137-16560	BAND	2	2	2	2				

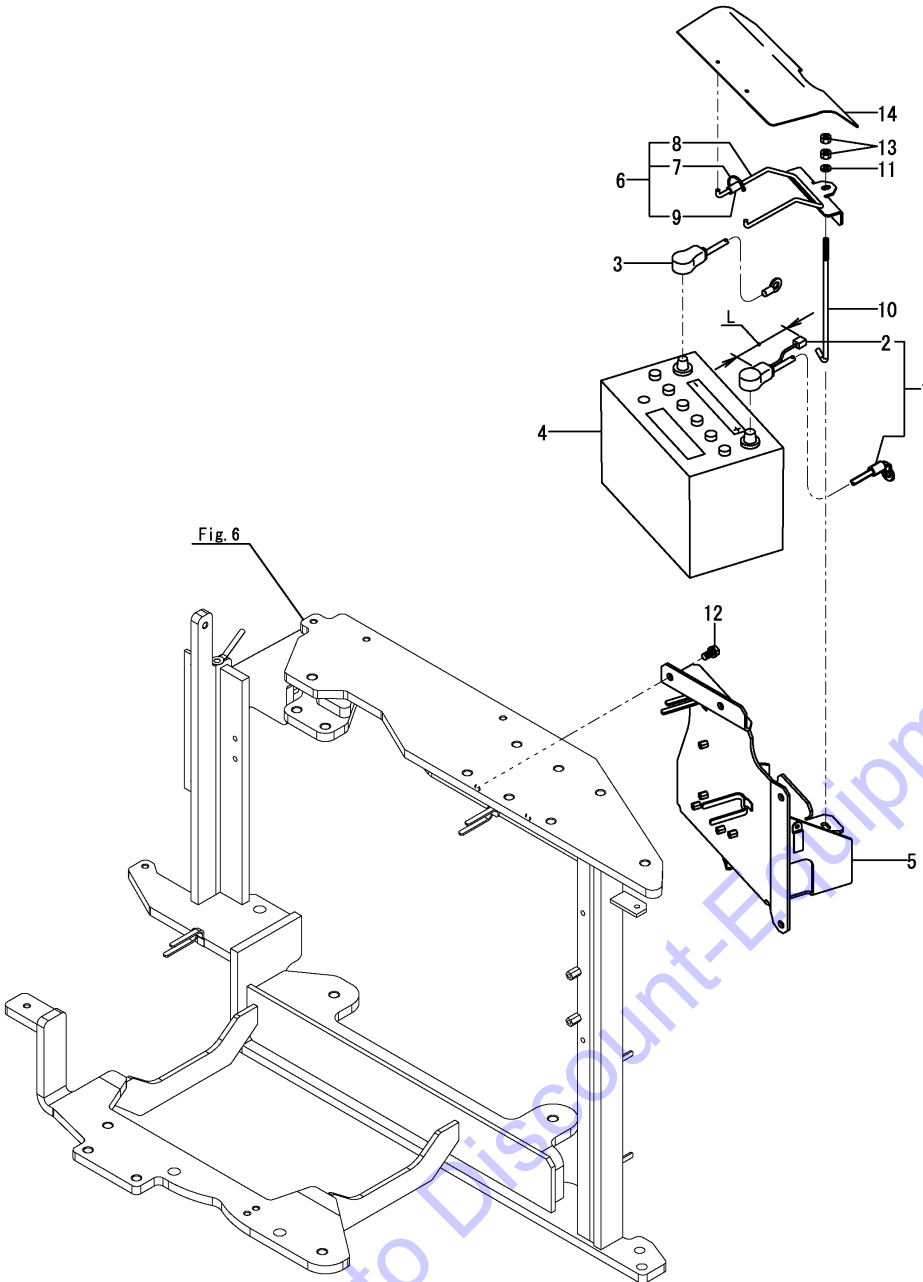
Remarks  
 (1)Please use this part with following labels at the same time.  
 Ref.No.40A.  
 (2)Labels are not illustrated.

Fig.9. BATTERY

(A)=VIO45-5B(US)  
 (B)=VIO45-5B(AS)  
 (C)=VIO45-5B(NZ)

(D)=VIO45-5B(SG)  
 (E)=  
 (F)=

REF.	LEV.	PARTS NO.	DESCRIPTION	Q'TY						I	R
				(A)	(B)	(C)	(D)	(E)	(F)		
1	1	172A47-16100	CORD ASSY,BATTERY(+)	1	1	1	1				
1-1	1	172A47-16101	CORD ASSY,BATTERY(+)	1	1	1	1				S 1
		(A=M53815)	(B=M53815)	(C=M53815)	(D=M53815)						
2	2	172458-16140	HARNES C	1	1	1	1				
2-1	2	172A85-16140	HARNES C	1	1	1	1				S 1
		(A=M53815)	(B=M53815)	(C=M53815)	(D=M53815)						
3	1	172A47-16110	CORD BATTERY(-)	1	1	1	1				
3-1	1	172A47-16111	CORD BATTERY(-)	1	1	1	1				N
		(A=M53815)	(B=M53815)	(C=M53815)	(D=M53815)						
3-2	1	172A47-16112	CORD BATTERY(-)	1	1	1	1				R
		(A=M53099)	(B=M53099)	(C=M53099)	(D=M53099)						
4	1	172460-16130	BATTERY	1	1	1	1				
5	1	172A47-16301	MOUNT BATTERY(GRAY49)	1	1	1	1				
5-1	1	172A47-16302	MOUNT BATTERY ASSY	1	1	1	1				N
		(A=M53815)	(B=M53815)	(C=M53815)	(D=M53815)						
6	1	172A47-16250-1	CLAMP,BATTERY(GRAY49)	1	1	1	1				
7	2	172126-11510	BAND 300	1	1	1	1				
8	2	172460-16300-1	CLAMP ASSY, BATTERY	1	1	1	1				
9	2	172A46-16360	HOSE,CLAMP	1	1	1	1				
10	1	172164-16370	ROD	1	1	1	1				
11	1	22137-080000	WASHER 8, POLISHED	1	1	1	1				
12	1	26013-100202	BOLT W/WASHER M10X20	4	4	4	4				
13	1	26716-080002	NUT M 8	2	2	2	2				
14	1	172A47-16140	COVER,BATTERY	1	1	1	1				



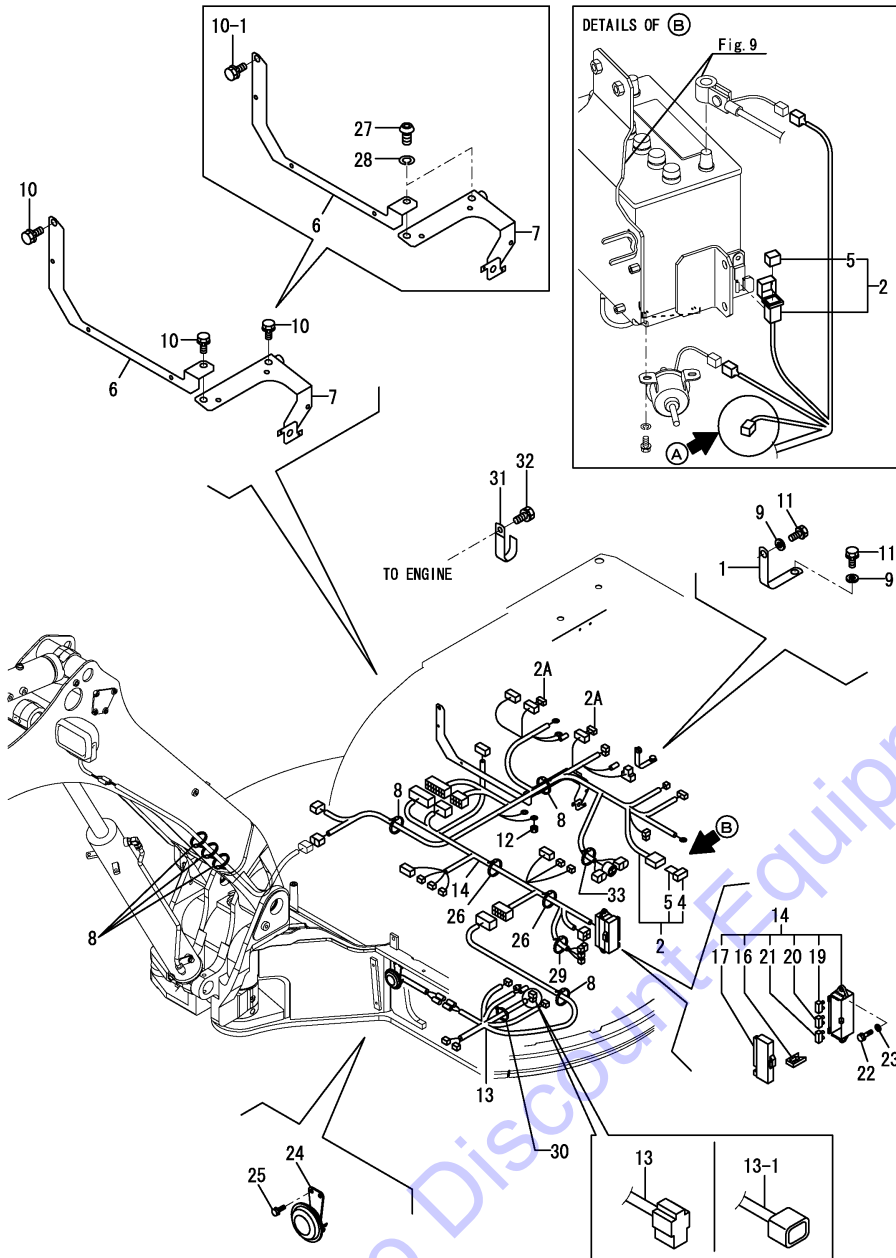
Remarks

(1)L=Ref.No.2:140mm, No.2-1:330mm.

Fig.10. ELECTRIC PART(WIRING)

(A)=VIO45-5B(US)  
(B)=VIO45-5B(AS)  
(C)=VIO45-5B(NZ)

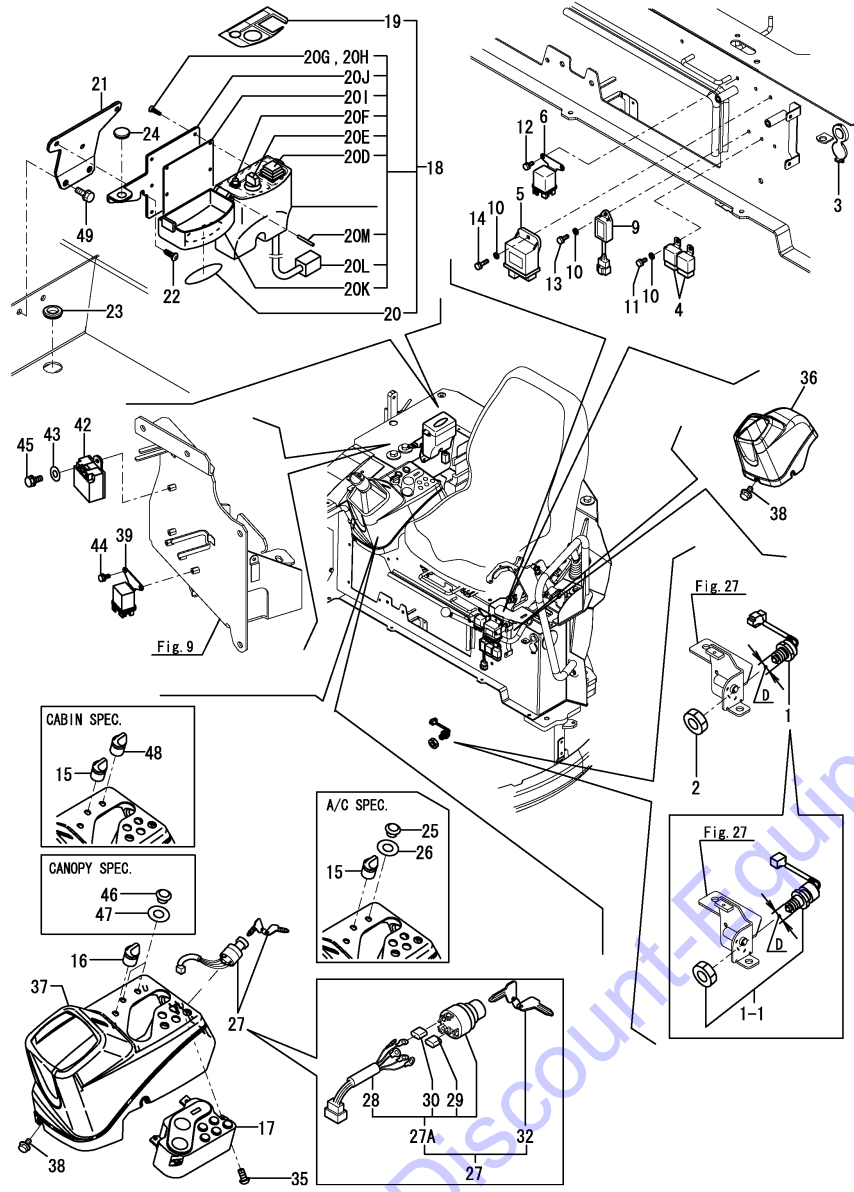
(D)=VIO45-5B(SG)  
(E)=  
(F)=



REF.	LEV.	PARTS NO.	DESCRIPTION	Q'TY						I	R
				(A)	(B)	(C)	(D)	(E)	(F)		
1	1	172A47-16130	WIER,ENGINE EARTH	1	1	1	1				
2	1	172A78-16500	HARNES A ASSY	1	1	1	1				
2-1	1	172A78-16501	HARNES A ASSY	1	1	1	1				S 1
2A	2	172648-16600	DIODE	2	2	2	2				W
4	2	172447-17140	HOUSING	1	1	1	1				
5	2	172458-16550	HUSE, SLOW BLOW (50A)	1	1	1	1				
6	1	172497-16550	SUPPORT B,HARNES	1	1	1	1				
7	1	172490-16741	SUPPORT A,CONNECTOR	1	1	1	1				
8	1	194680-51670	BAND	6	6	6	6				
9	1	22137-100000	WASHER 10,POLISHED	2	2	2	2				
10	1	26013-100162	BOLT M10X 16	3	3	3	3				
10-1	1	26013-100162	BOLT M10X 16	1	1	1	1				K
11	1	26013-100202	BOLT W/WASHER M10X20	3	3	3	3				
12	1	26716-060002	NUT 6	1	1	1	1				
13	1	172A47-16541	HARNES C	1	1	1	1				
13-1	1	172A47-16542	HARNES C	1	1	1	1				S
14	1	172A77-16520	HARNES B ASSY	1	1	1	1				
14-1	1	172A77-16540	HARNES ASSY,B EX	1	1	1	1				N
16	2	172175-17120	PULLER	1	1	1	1				
17	2	172187-17220	COVER	1	1	1	1				
19	2	29420-050000	FUSE, 5A	2	2	2	2				
20	2	29420-150000	FUSE, 15A	6	6	6	6				
21	2	29420-300000	FUSE B30	2	2	2	2				
22	1	26013-060202	BOLT M 6X 20	2	2	2	2				
23	1	22137-060000	WASHER 6, POLISHED	2	2	2	2				
24	1	194151-57100	HORN	1	1	1	1				
25	1	26013-060122	BOLT M 6X 12	2	2	2	2				
26	1	194680-51670	BAND	2	2	2	2				
27	1	172455-61720	BOLT M 10X20	2	2	2	2				W
28	1	22217-100000	SPRING WASHER 10	2	2	2	2				W
29	1	194202-56460	BAND	1	1	1	1				W
30	1	194202-56460	BAND	1	1	1	1				W
31	1	194440-51620	CLAMP, WIRE HARNES	1	1	1	1				
32	1	26013-080122	BOLT M 8X 12	1	1	1	1				
33	1	172126-11510	BAND 300	1	1	1	1				

Remarks  
(1)A=Ref.No.2:normal type,  
No.2-1:waterproof type.

Fig.11. ELECTRIC PART(EQUIPMENT)



Remarks  
 (1)D=Ref.No.1:M18 screw,  
 No.1-1:M20 screw.  
 (2)Cabin spec.  
 (3)Cabin A/C spec.  
 (4)Canopy spec.

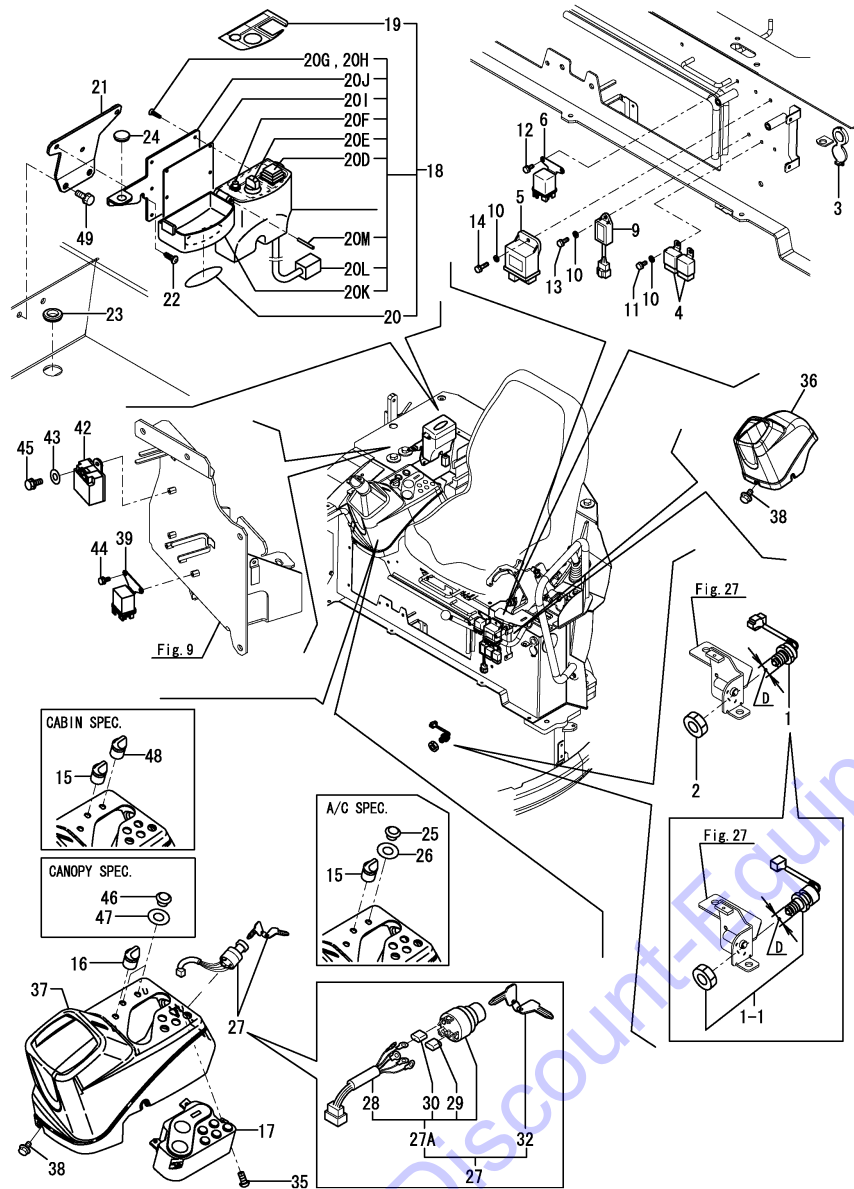
(A)=VIO45-5B(US)  
 (B)=VIO45-5B(AS)  
 (C)=VIO45-5B(NZ)

(D)=VIO45-5B(SG)  
 (E)=  
 (F)=

REF.	LEV.	PARTS NO.	DESCRIPTION	Q'TY						I	R
				(A)	(B)	(C)	(D)	(E)	(F)		
1	1	194464-52190	SWITCH, SAFETY START	1	1	1	1				1
1-1	1	1D4103-18300	SWITCH ASSY	1	1	1	1				S 1
		(A=M53305) (B=M53305) (C=M53305) (D=M53305)									
2	1	26776-180002	NUT M18, LOCK	1	1	1	1				Z
		(A=M53305) (B=M53305) (C=M53305) (D=M53305)									
3	1	172A64-17250	SOCKET ASSY	1	1	1	1				
4	1	119247-77100	RELAY	2	2	2	2				
5	1	119802-77200	RELAY	1	1	1	1				
6	1	119650-77910	RELAY ASSY	1	1	1	1				
6-1	1	119650-77911	RELAY ASSY, GLOW	1	1	1	1				N
		(A=M53352) (B=M53352) (C=M53352) (D=M53352)									
9	1	129211-77920	TIMER	1	1	1	1				
10	1	22137-060000	WASHER 6, POLISHED	4	4	4	4				
11	1	26013-060122	BOLT M 6X 12	2	2	2	2				
12	1	26013-060122	BOLT M 6X 12	2	2	2	2				
13	1	26013-060162	BOLT M 6X 16	1	1	1	1				
14	1	26013-060202	BOLT M 6X 20	1	1	1	1				
15	1	172472-17300	SWITCH ASSY, WASHER	1	1	1	1				2
16	1	172187-17280	SWITCH ASSY, LIGHT	1	1	1	1				
17	1	172A77-17250	MONITOR ASSY	1	1	1	1				
18	1	172958-17110	SWITCH BOX(EX)	1	1	1	1				
19	2	172472-03290	LABEL, SWITCH	1	1	1	1				
20	2	172472-03300	LABEL, COVER	1	1	1	1				
20D	3	172958-17140	SWITCH ASSY(GENERA	1	1	1	1				
20E	3	172958-17150	SWITCH ASSY(COTROLER	1	1	1	1				
20F	3	172958-17160	INDICATER LAMP(CP	1	1	1	1				
20G	3	172958-17170	TAPPING SCREWS	6	6	6	6				
20H	3	172958-17180	TAPPING SCREWS	2	2	2	2				
20I	3	172958-17190	PACKING	1	1	1	1				
20J	3	172958-17200	BRACKET	1	1	1	1				
20K	3	172958-17210	CASE, UPPER	1	1	1	1				
20L	3	172958-17220	CODE CP 4P	1	1	1	1				
20M	3	22351-030028	SPRING PIN 3X28	1	1	1	1				
21	1	172A47-17900	STAY ASSY, SWITCH BOX	1	1	1	1				
22	1	172137-46210	SCREW	3	3	3	3				
23	1	172958-64500	PLUGE 28X302 Q	1	1	1	1				
24	1	172187-64900	PLUG	1	1	1	1				
25	1	172187-17560	CAP	1	1	1	1				3
26	1	172187-17570	GASKET	1	1	1	1				3
27	1	172187-17100	SWITCH, START	1	1	1	1				
27A	2	172A47-17210	CYLINDER ASSY, KEY	1	1	1	1				W
		(A=M53226) (B=M53226) (C=M53226) (D=M53226)									
28	3	172187-17070	CODE	1	1	1	1				
29	3	172187-17080	COVER	3	3	3	3				
30	3	172187-17090	COVER	2	2	2	2				
32	2	933110-00301	KEY ASSY	1	1	1	1				
35	1	22857-500121	SCREW 5X12	4	4	4	4				
36	1	172A47-63110	IN-PANE, L	1	1	1	1				
37	1	172A47-63121	IN-PANE, R	1	1	1	1				
38	1	172519-63240	BOLT 8X 16	6	6	6	6				
39	1	119650-77910	RELAY ASSY	1	1	1	1				



Fig.11. ELECTRIC PART(EQUIPMENT)



Remarks

- (1)D=Ref.No.1:M18 screw,  
No.1-1:M20 screw.
- (2)Cabin spec.
- (3)Cabin A/C spec.
- (4)Canopy spec.

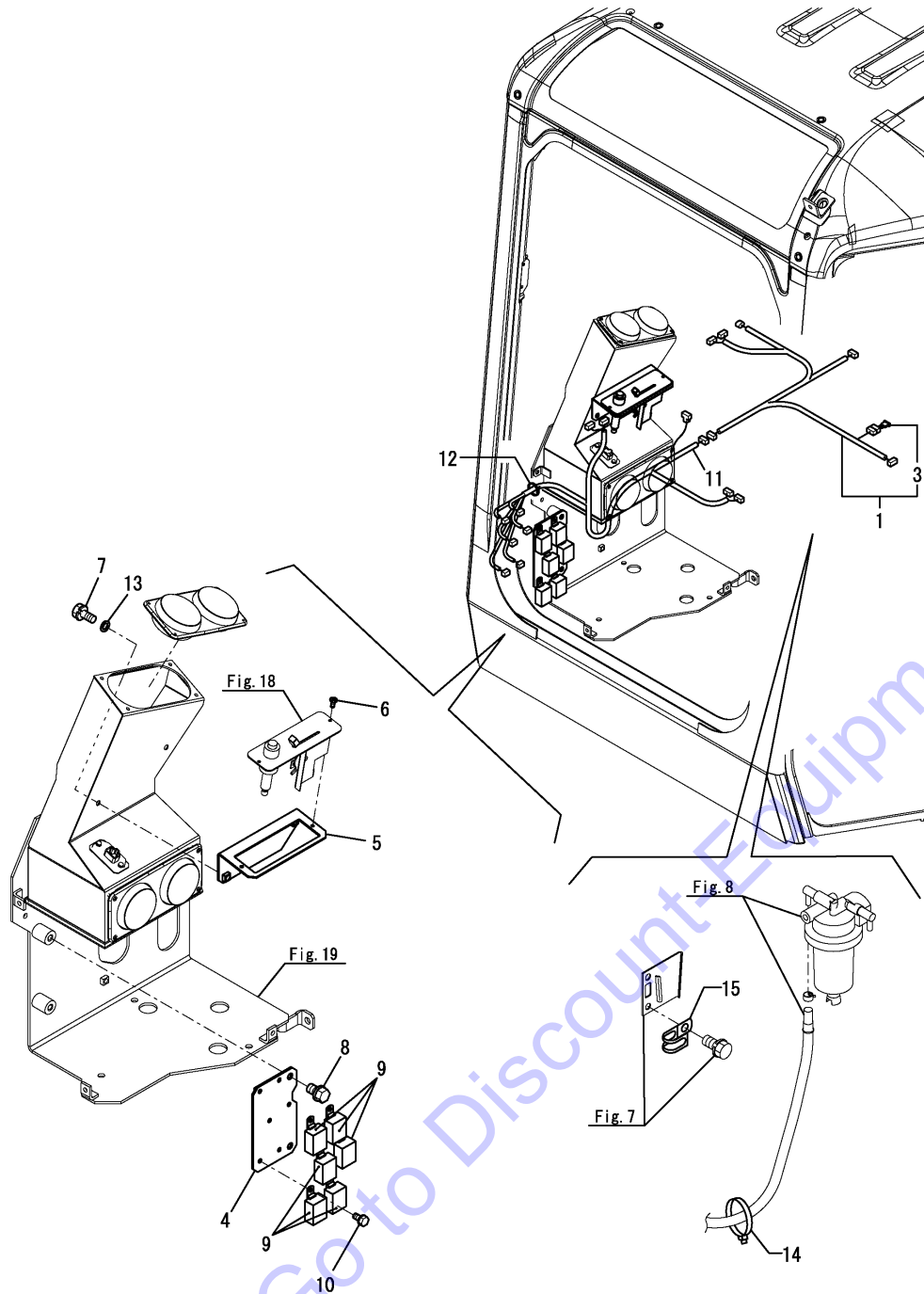
OCS10-G51801 11. ELECTRIC PART(EQUIPMENT)

(A)=VIO45-5B(US)  
(B)=VIO45-5B(AS)  
(C)=VIO45-5B(NZ)

(D)=VIO45-5B(SG)  
(E)=  
(F)=

REF.	LEV.	PARTS NO.	DESCRIPTION	QTY						I	R
				(A)	(B)	(C)	(D)	(E)	(F)		
39-1	1	119650-77911 (A=M53352) (B=M53352)	RELAY ASSY, GLOW (C=M53352) (D=M53352)	1	1	1	1				N
42	1	124970-77920	TIMER	1	1	1	1				
43	1	22137-060000	WASHER 6, POLISHED	1	1	1	1				
44	1	26013-060122	BOLT M 6X 12	2	2	2	2				
45	1	26013-060162	BOLT M 6X 16	1	1	1	1				
46	1	172187-17560	CAP	2	2	2	2				4
47	1	172187-17570	GASKET	2	2	2	2				4
48	1	172187-17290	SWITCH, HEATER	1	1	1	1				2
49	1	26013-080162	BOLT W/WASHER M8X16	2	2	2	2				

Fig.12. ELECTRIC PART(AIR CON. SPEC.)



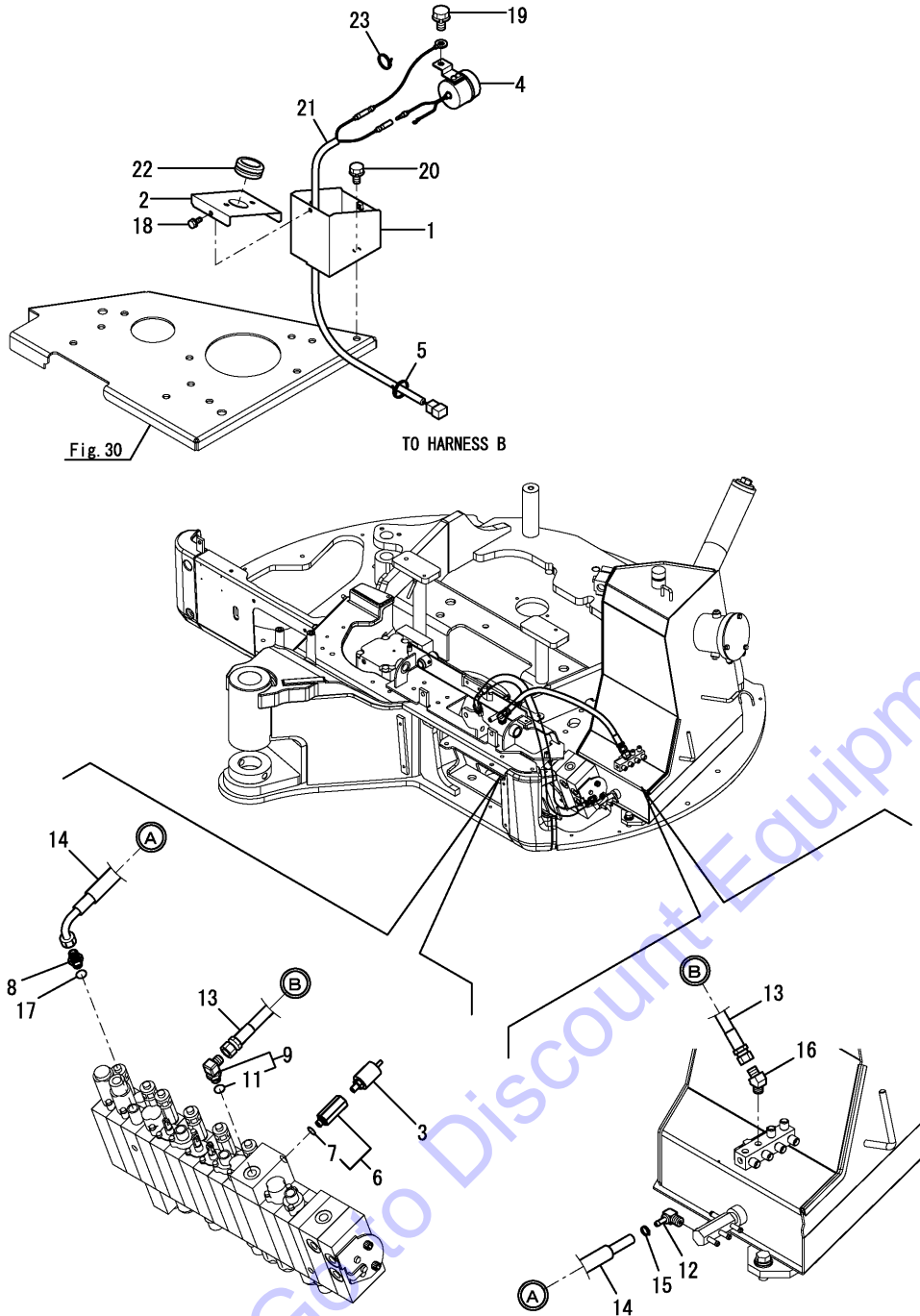
OCS10-G51801 12. ELECTRIC PART(AIR CON. SPEC.)

(A)=VIO45-5B(US)  
(B)=VIO45-5B(AS)  
(C)=VIO45-5B(NZ)

(D)=VIO45-5B(SG)  
(E)=  
(F)=

REF.	LEV.	PARTS NO.	DESCRIPTION	Q'TY						I	R
				(A)	(B)	(C)	(D)	(E)	(F)		
1	1	172A47-16560	HARNESS ASSY,AIR	1	1	1	1				
1-1	1	172A47-16561	HARNESS ASSY,AIR	1	1	1	1				N
		(A=M/#53166)	(B=M/#53166)	(C=M/#53166)	(D=M/#53166)						
3	2	172648-16600	DIODE	1	1	1	1				
4	1	172A47-18760	PLATE ASSY,SR	1	1	1	1				
5	1	172A47-18711-1	PLATE ASSY	1	1	1	1				
6	1	26033-040202	SCREW M 4X20	2	2	2	2				
7	1	26013-080162	BOLT W/WASHER M8X16	2	2	2	2				
7-1	1	26014-080162	BOLT M 8X 16	2	2	2	2				N
		(A=M53274)	(B=M53274)	(C=M53274)	(D=M53274)						
8	1	26013-100162	BOLT M10X 16	2	2	2	2				
9	1	119247-77100	RELAY	6	6	6	6				
10	1	26013-060122	BOLT M 6X 12	6	6	6	6				
11	1	172A47-16590	HARNES B,AIR	1	1	1	1				
11-1	1	172A47-16591	HARNES,B,AIR	1	1	1	1				N
		(A=M53213)	(B=M53213)	(C=M53213)	(D=M53213)						
12	1	172137-16560	BAND	1	1	1	1				
13	1	22137-080000	WASHER 8, POLISHED	2	2	2	2				Z
		(A=M53274)	(B=M53274)	(C=M53274)	(D=M53274)						
14	1	172137-16560	BAND	1	1	1	1				
15	1	194440-51620	CLAMP, WIRE HARNESS	1	1	1	1				

Fig.13. TRAVEL ALARM(US : TO M58000,AS,NZ,SG)



(A)=VIO45-5B(US)  
(B)=VIO45-5B(AS)  
(C)=VIO45-5B(NZ)

(D)=VIO45-5B(SG)  
(E)=  
(F)=

REF.	LEV.	PARTS NO.	DESCRIPTION	Q'TY						I	R
				(A)	(B)	(C)	(D)	(E)	(F)		
1	1	172A47-16810	COVER	1	1	1	1				
2	1	172A47-16860	COVER, FLASHER	1	1	1	1				
3	1	172478-17200	SWITCH,PRESSURE	1	1	1	1				
3-1	1	172478-17201	PRESSER SWITCH,ASSY	1	1	1	1				R
		(A=M53081) (B=M53081) (C=M53081) (D=M53081)									
4	1	172511-17351	BUZZER, BACK	1	1	1	1				
5	1	194202-56460	BAND	1	1	1	1				
6	1	172A47-76110	CONNECTOR G1/8-R1/8	1	1	1	1				
6-1	1	172A47-76111	CONNECTOR G1/8-R1/8	1	1	1	1				N
		(A=M53249) (B=M53249) (C=M53249) (D=M53249)									
7	2	24315-000080	O-RING 1B P-8.0	1	1	1	1				
8	1	172123-76121	JOINT PF1/4	1	1	1	1				
9	1	172141-76181	CONNECTOR ASSY, 02FF	1	1	1	1				
11	2	41851-000110	PACKING, 11.0	1	1	1	1				
12	1	172186-76390	NIPPLE	1	1	1	1				
13	1	172A47-78910	HOSE	1	1	1	1				
14	1	172A47-79320	HOSE	1	1	1	1				
14-1	1	172A47-79321	HOSE G804CY065S	1	1	1	1				N
		(A=M53079) (B=M53079) (C=M53079) (D=M53079)									
15	1	23000-013000	CLAMP 13	1	1	1	1				
16	1	23394-020000	JOINT 45RG1/4	1	1	1	1				
17	1	24315-000110	O-RING 1B P-11.0	1	1	1	1				
17-1	1	41851-000110	PACKING, 11.0	1	1	1	1				N
		(A=M53106) (B=M53106) (C=M53106) (D=M53106)									
18	1	26013-060122	BOLT M 6X 12	3	3	3	2				
19	1	26013-080122	BOLT M 8X 12	1	1	1	1				
20	1	26013-100162	BOLT M10X 16	2	2	2	2				
21	1	172A47-16650	HARNESS, TRAVEL	1	1	1	1				
22	1	172456-53700	GROMMET 30	1	1	1	1				
23	1	933168-55770	BAND 146	1	1	1	1				

Fig.102. (13A)TRAVEL ALARM(US : FROM M58001)

(A)=VIO45-5B(US)

(B)=VIO45-5B(AS)

(C)=VIO45-5B(NZ)

(D)=VIO45-5B(SG)

(E)=

(F)=

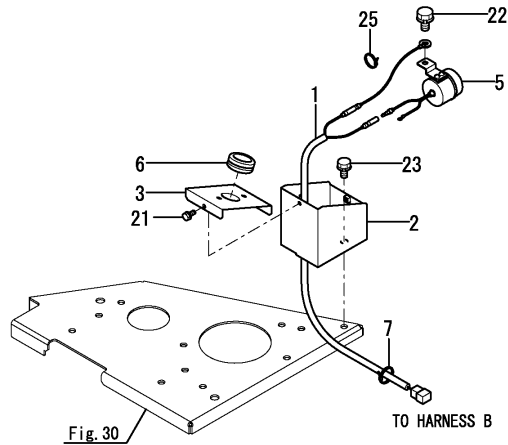
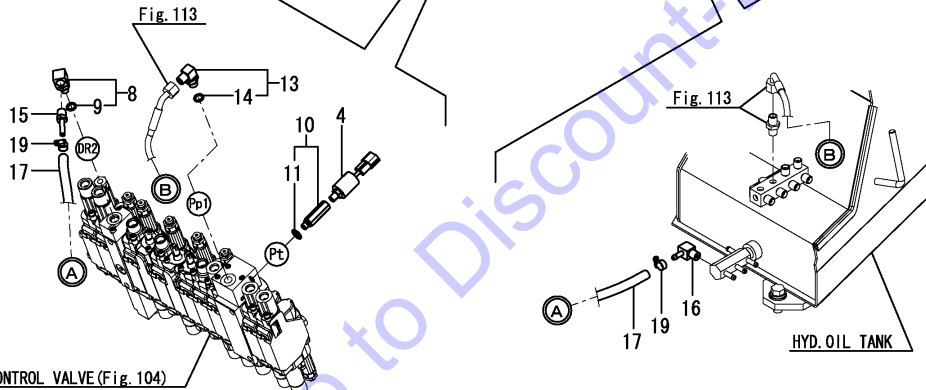
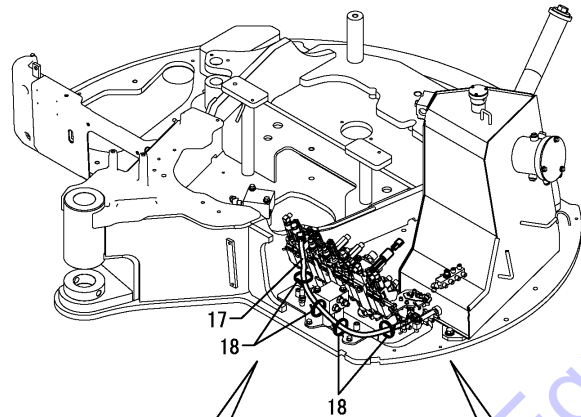


Fig.30

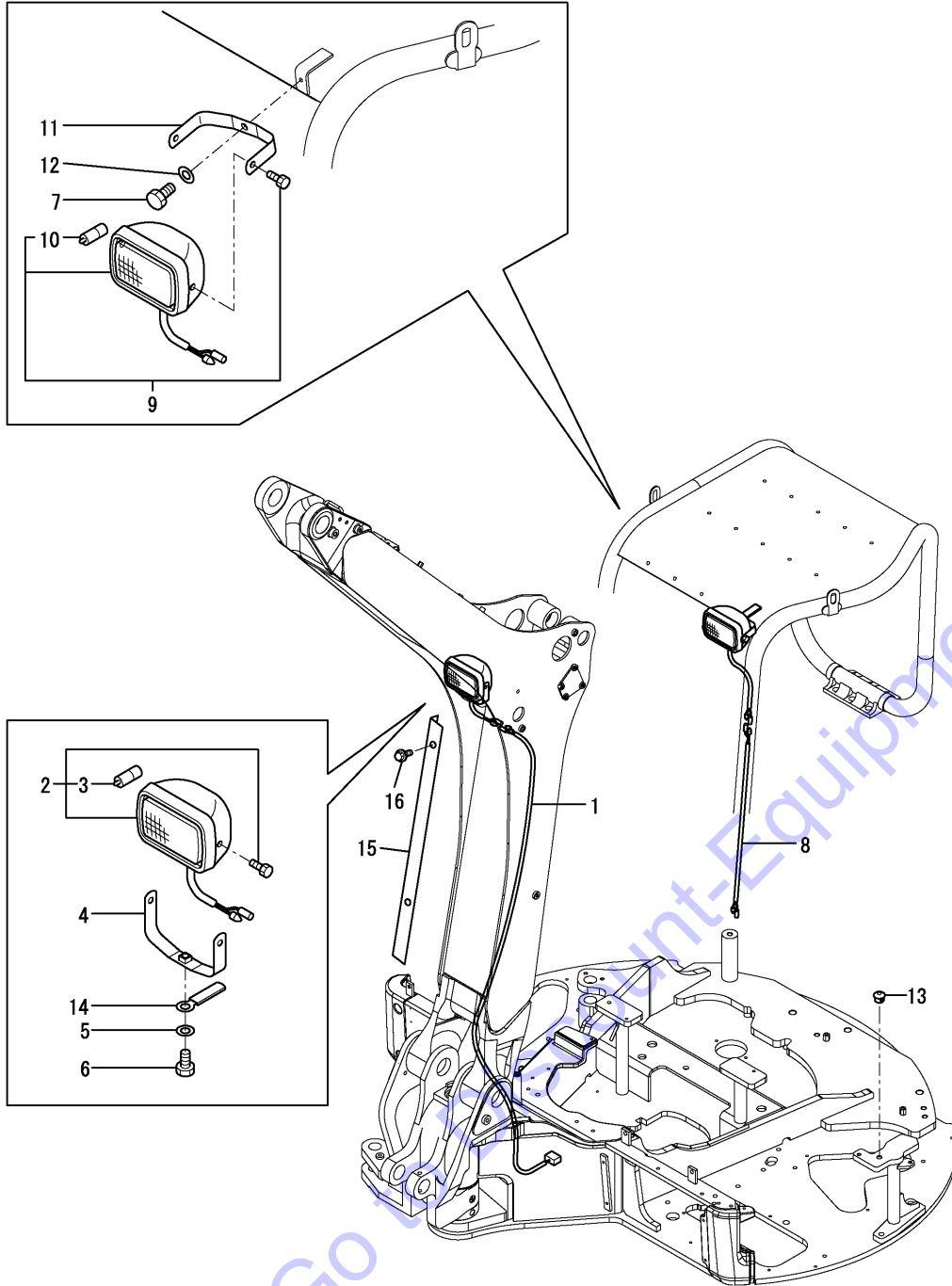


CONTROL VALVE(Fig. 104)

HYD. OIL TANK

REF.	LEV.	PARTS NO.	DESCRIPTION	Q'TY						I	R
				(A)	(B)	(C)	(D)	(E)	(F)		
1	1	172A47-16650	HARNES,TRAVEL	1							
2	1	172A47-16810	COVER	1							
3	1	172A47-16860	COVER, FLASHER	1							
4	1	172478-17201	PRESSER SWITCH,ASSY	1							
5	1	172511-17351	BUZZER, BACK	1							
6	1	172456-53700	GROMMET 30	1							
7	1	194202-56460	BAND	3							
8	1	172137-76100	ELBOW PF1/4	1							
9	2	24315-000110	O-RING 1B P-11.0	1							
10	1	172A79-76110	CONNECTOR, G1/8-R1/8	1							
11	2	24315-000080	O-RING 1B P-8.0	1							
13	1	172141-76181	CONNECTOR ASSY, 02FF	1							
14	2	41851-000110	PACKING, 11.0	1							
15	1	172141-76220	NIPPLE	1							
16	1	172186-76390	NIPPLE	1							
17	1	172837-78210	HOSE	1							
18	1	172187-78580	BAND W 397	4							
19	1	23000-013000	CLAMP 13	2							
21	1	26013-060122	BOLT M 6X 12	3							
22	1	26013-080122	BOLT M 8X 12	1							
23	1	26013-100162	BOLT M10X 16	2							
25	1	933168-55770	BAND 146	1							

Fig.14. WORK LAMP & CANOPY LAMP



(A)=VIO45-5B(US)  
 (B)=VIO45-5B(AS)  
 (C)=VIO45-5B(NZ)

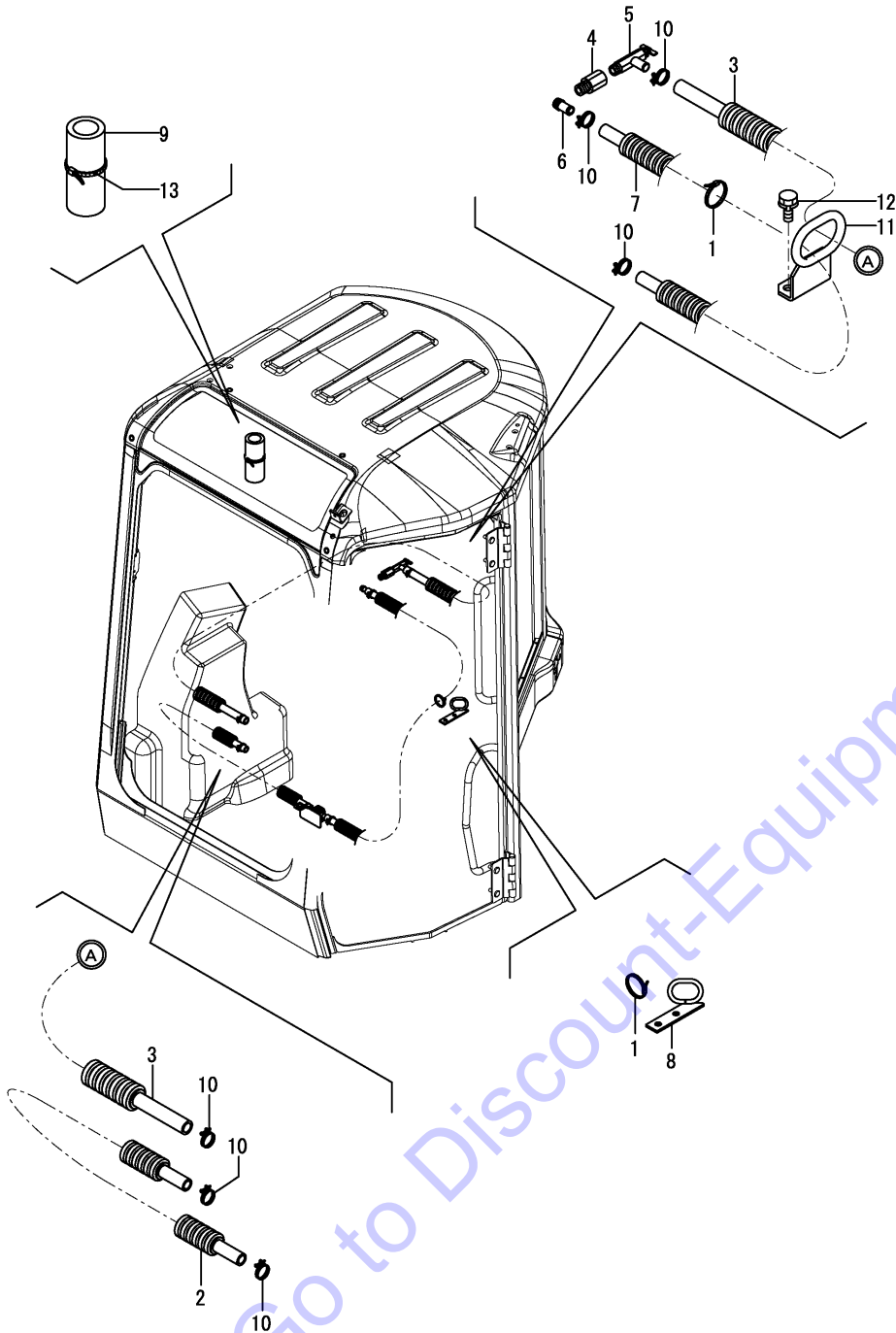
(D)=VIO45-5B(SG)  
 (E)=  
 (F)=

REF.	LEV.	PARTS NO.	DESCRIPTION	Q'TY						I	R
				(A)	(B)	(C)	(D)	(E)	(F)		
1	1	172A78-16550	HARNES, LAMP	1	1	1	1				
2	1	172458-17400	LAMP	1	1	1	1				
3	2	172458-17420	BULB	1	1	1	1				
4	1	172A47-17600-3	STAY ASSY, LAMP	1	1	1	1				
4-1	1	172A47-17600-Y	STAY ASSY, LAMP	1	1	1	1				S
		(A=M58501) (B=M54001) (C=M54001) (D=M54001)									
5	1	22137-100000	WASHER	1	1	1	1				
6	1	26013-100202	BOLT	1	1	1	1				
7	1	26013-100202	BOLT	1	1	1	1				
8	1	172458-16562	HARNES, LAMP	1	1	1	1				
9	1	172A47-17270	LIGHT ASSY	1	1	1	1				
10	2	172A47-17280	BULB	1	1	1	1				
11	1	172458-17410-5	STAY, LAMP	1	1	1	1				
11-1	1	172458-17410-Y	STAY, LAMP	1	1	1	1				S
		(A=M58501) (B=M54001) (C=M54001) (D=M54001)									
12	1	22137-100000	WASHER	1	1	1	1				
13	1	172A47-54610	CLIP, ANCHOR	1	1	1	1				
14	1	172126-16540	CLAMP	1	1	1	1				
15	1	172A78-17460-1	COVER, HARNES	1	1	1	1				
15-1	1	172A78-17460-Y	COVER, HARNES	1	1	1	1				S
		(A=M58501) (B=M54001) (C=M54001) (D=M54001)									
16	1	26013-100162	BOLT	2	2	2	2				

Fig.15. HEATER(AIR CON. SPEC.)

(A)=VIO45-5B(US)  
 (B)=VIO45-5B(AS)  
 (C)=VIO45-5B(NZ)

(D)=VIO45-5B(SG)  
 (E)=  
 (F)=

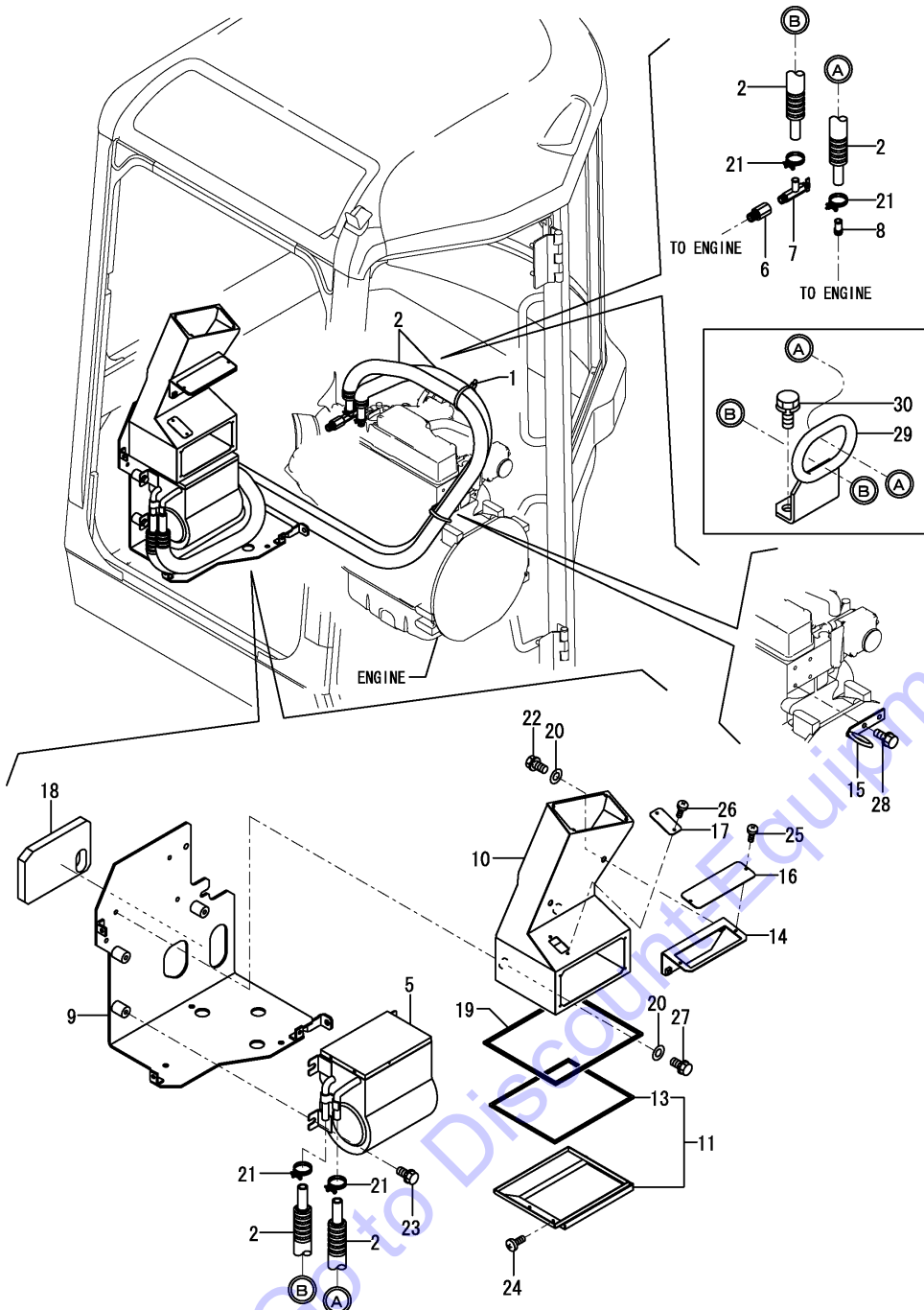


REF.	LEV.	PARTS NO.	DESCRIPTION	Q'TY						I	R
				(A)	(B)	(C)	(D)	(E)	(F)		
1	1	172126-11510	BAND 300	3	3	3	3				
2	1	172A47-17530	HOSE ASSY, HEATER	1	1	1	1				
3	1	172A47-17550	HOSE ASSY, HEATER	1	1	1	1				
4	1	172460-17611	JOINT	1	1	1	1				
5	1	172425-17630	VALVE ASSY, HEATER	1	1	1	1				
6	1	172124-17640	JOINT 3/8	1	1	1	1				
7	1	172458-18660	HOSE ASSY, HEATER	1	1	1	1				
8	1	172165-18770	GUIDE, HOSE	1	1	1	1				
9	1	172458-63641	SOUND SHIELD,HOSE	1	1	1	1				
10	1	23001-022000	HOSE CLAMP 22	6	6	6	6				
11	1	172A78-17500	GUIDE ASSY,HOSE	1	1	1	1				W
		(A=M53157) (B=M53157) (C=M53157) (D=M53157)									
12	1	26013-080162	BOLT W/WASHER M8X16	2	2	2	2				W
		(A=M53157) (B=M53157) (C=M53157) (D=M53157)									
13	1	172126-11510	BAND 300	1	1	1	1				

Fig.100. (15A)HEATER(TO M53273)

(A)=VIO45-5B(US)  
 (B)=VIO45-5B(AS)  
 (C)=VIO45-5B(NZ)

(D)=VIO45-5B(SG)  
 (E)=  
 (F)=



REF.	LEV.	PARTS NO.	DESCRIPTION	Q'TY						I	R
				(A)	(B)	(C)	(D)	(E)	(F)		
1	1	172126-11510	BAND 300	1	1	1	1				
2	1	172A47-17500	HOSE ASSY, HEATER	2	2	2	2				
5	1	172458-17551	HEATER	1	1	1	1				
6	1	172460-17611	JOINT	1	1	1	1				
7	1	172425-17630	VALVE ASSY, HEATER	1	1	1	1				
8	1	172124-17640	JOINT 3/8	1	1	1	1				
9	1	172A47-18351	BRACKET, UNIT	1	1	1	1				
10	1	172A47-18391	DUCT ASSY	1	1	1	1				
11	1	172A47-18660	DUCT, HEATER	1	1	1	1				
13	2	172519-61550	CUSHION B,BONNET	1	1	1	1				
14	1	172A47-18711-1	PLATE ASSY	1	1	1	1				
15	1	172165-18770	GUIDE, HOSE	1	1	1	1				
16	1	172A47-18940	COVER, CONTROL	1	1	1	1				
17	1	172A47-18950	COVER, DUCT	1	1	1	1				
18	1	172A47-19400	EV,HEATER	1	1	1	1				
19	1	172519-61550	CUSHION B,BONNET	1	1	1	1				
20	1	22137-080000	WASHER 8, POLISHED	4	4	4	4				
21	1	23001-022000	HOSE CLAMP 22	4	4	4	4				
22	1	26013-080162	BOLT W/WASHER M8X16	2	2	2	2				
23	1	26013-100252	BOLT W/WASHER M10X25	3	3	3	3				
24	1	26587-040122	SCREW, M4X12	4	4	4	4				
25	1	26587-040122	SCREW, M4X12	2	2	2	2				
26	1	26587-040122	SCREW, M4X12	2	2	2	2				
27	1	26013-080252	BOLT M 8X 25	2	2	2	2				
28	1	26013-080162	BOLT W/WASHER M8X16	2	2	2	2				
29	1	172A78-17500	GUIDE ASSY,HOSE	1	1	1	1				W
		(A=M53157) (B=M53157) (C=M53157) (D=M53157)									
30	1	26013-080162	BOLT W/WASHER M8X16	2	2	2	2				W
		(A=M53157) (B=M53157) (C=M53157) (D=M53157)									

Fig.101. (15B)HEATER(FROM M53274)

(A)=VIO45-5B(US)

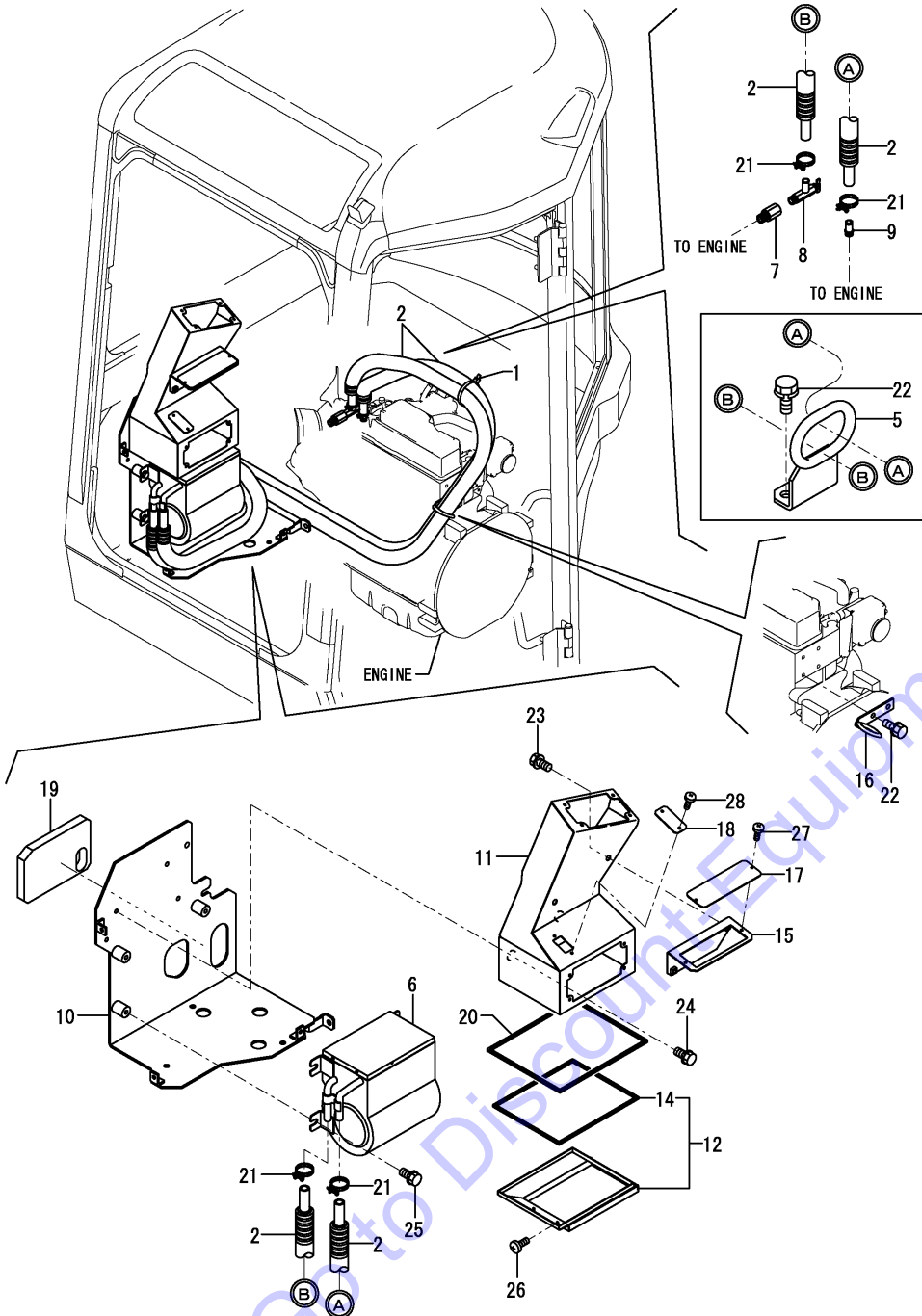
(B)=VIO45-5B(AS)

(C)=VIO45-5B(NZ)

(D)=VIO45-5B(SG)

(E)=

(F)=



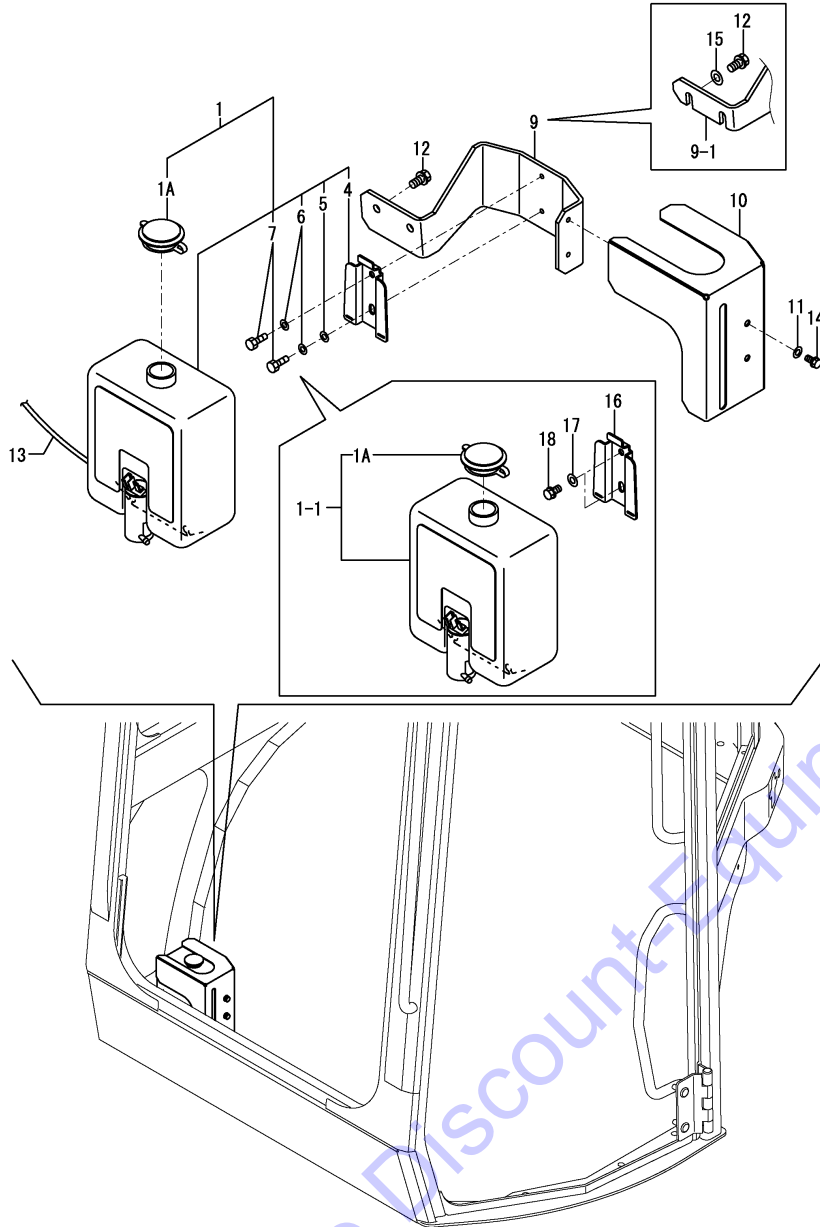
REF.	LEV.	PARTS NO.	DESCRIPTION	Q'TY						I	R
				(A)	(B)	(C)	(D)	(E)	(F)		
1	1	172126-11510	BAND 300	1	1	1	1				
2	1	172A47-17500	HOSE ASSY, HEATER	2	2	2	2				
5	1	172A78-17500	GUIDE ASSY,HOSE	1	1	1	1				
6	1	172458-17551	HEATER	1	1	1	1				
7	1	172460-17611	JOINT	1	1	1	1				
8	1	172425-17630	VALVE ASSY, HEATER	1	1	1	1				
9	1	172124-17640	JOINT 3/8	1	1	1	1				
10	1	172A47-18352	BRACKET ASSY,UNIT	1	1	1	1				
11	1	172A47-18392	DUCT ASSY	1	1	1	1				
12	1	172A47-18660	DUCT, HEATER	1	1	1	1				
14	2	172519-61550	CUSHION B,BONNET	1	1	1	1				
15	1	172A47-18711-1	PLATE ASSY	1	1	1	1				
16	1	172165-18770	GUIDE, HOSE	1	1	1	1				
17	1	172A47-18940	COVER, CONTROLL	1	1	1	1				
18	1	172A47-18950	COVER, DUCT	1	1	1	1				
19	1	172A47-19400	EV,HEATER	1	1	1	1				
20	1	172519-61550	CUSHION B,BONNET	1	1	1	1				
21	1	23001-022000	HOSE CLAMP 22	4	4	4	4				
22	1	26013-080162	BOLT W/WASHER M8X16	2	2	2	2				
23	1	26014-080162	BOLT M 8X 16	2	2	2	2				
24	1	26014-080252	BOLT M 8X 25	2	2	2	2				
25	1	26014-100202	BOLT M10X 20	3	3	3	3				
26	1	26587-040122	SCREW, M4X12	4	4	4	4				
27	1	26587-040122	SCREW, M4X12	2	2	2	2				
28	1	26587-040122	SCREW, M4X12	2	2	2	2				



Fig.16. WINDOW WASHER

(A)=VIO45-5B(US)  
 (B)=VIO45-5B(AS)  
 (C)=VIO45-5B(NZ)

(D)=VIO45-5B(SG)  
 (E)=  
 (F)=



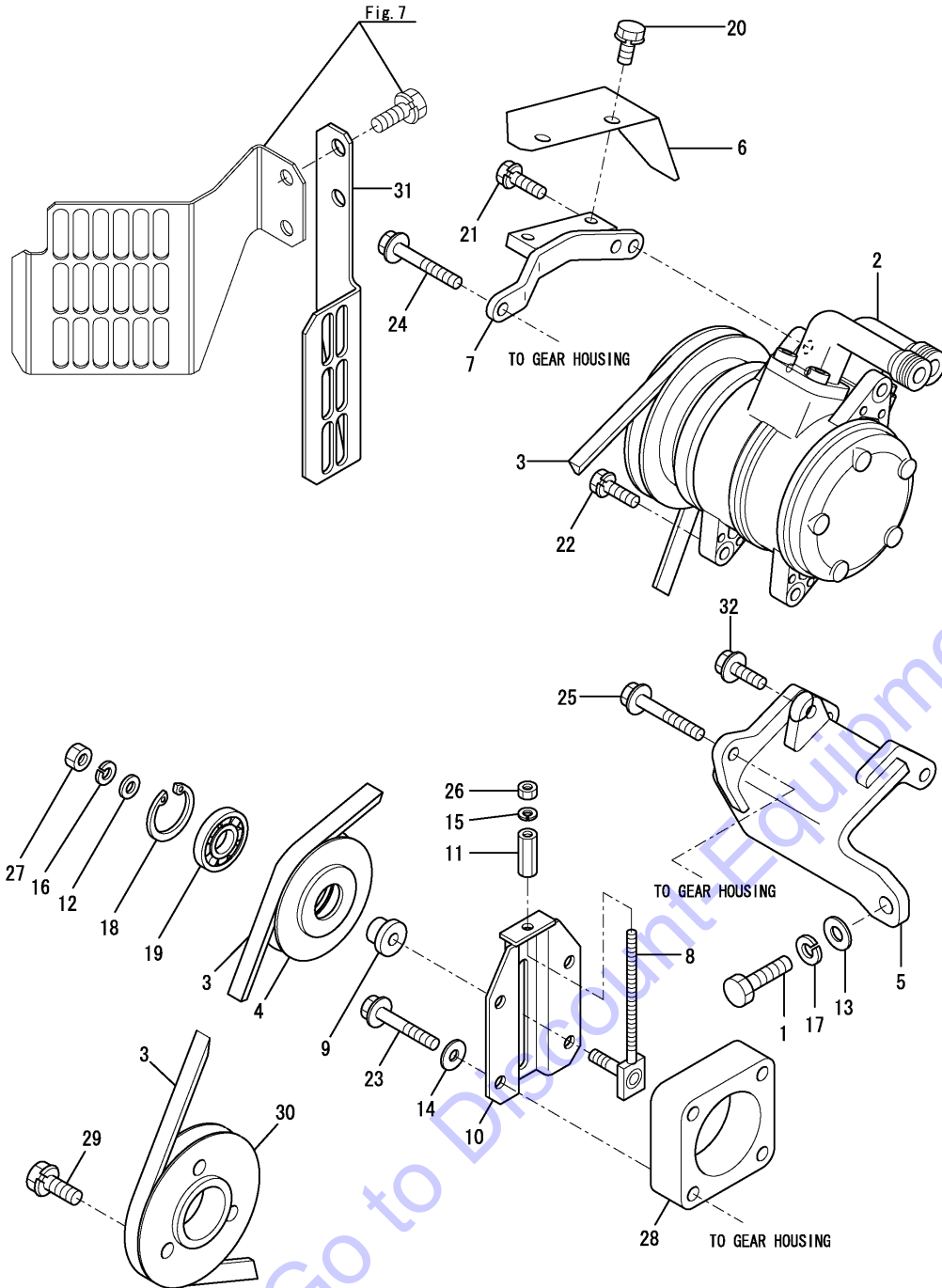
REF.	LEV.	PARTS NO.	DESCRIPTION	Q'TY						I	R
				(A)	(B)	(C)	(D)	(E)	(F)		
1	1	172472-17610	TANK ASSY, WASHER	1	1	1	1				
1-1	1	172A47-18980	TANK ASSY, WASHER	1	1	1	1			F	1
		(A=M53165) (B=M53165) (C=M53165) (D=M53165)									
1A	2	172A47-18990	CAP	1	1	1	1				W
		(A=M53165) (B=M53165) (C=M53165) (D=M53165)									
4	3	172472-17650	BRACKET	1	1	1	1				Z
		(A=MXXXXX) (B=MXXXXX) (C=MXXXXX) (D=MXXXXX)									
5	3	22137-060000	WASHER	1	1	1	1				Z
		(A=MXXXXX) (B=MXXXXX) (C=MXXXXX) (D=MXXXXX)									
6	3	22217-060000	WASHER, SPRING	2	2	2	2				Z
		(A=MXXXXX) (B=MXXXXX) (C=MXXXXX) (D=MXXXXX)									
7	3	26116-060162	BOLT	2	2	2	2				Z
		(A=MXXXXX) (B=MXXXXX) (C=MXXXXX) (D=MXXXXX)									
9	1	172A47-18780	PLATE, WASHER	1	1	1	1				
9-1	1	172A47-18781	PLATE	1	1	1	1				N
		(A=M53193) (B=M53193) (C=M53193) (D=M53193)									
10	1	172A47-18810	COVER, WASHER	1	1	1	1				
11	1	22137-060000	WASHER	4	4	4	4				
11-1	1	22137-060000	WASHER	2	2	2	2				K
		(A=MXXXXX) (B=MXXXXX) (C=MXXXXX) (D=MXXXXX)									
12	1	26013-080202	BOLT	2	2	2	2				
13	1	172472-16610	HARNES, WASHER	1	1	1	1				
14	1	26013-060102	BOLT	4	4	4	4				
14-1	1	26013-060102	BOLT	2	2	2	2				K
		(A=MXXXXX) (B=MXXXXX) (C=MXXXXX) (D=MXXXXX)									
15	1	22137-080000	WASHER	2	2	2	2				W
		(A=M53193) (B=M53193) (C=M53193) (D=M53193)									
16	1	120147-44810	BRACKET	1	1	1	1				W
		(A=MXXXXX) (B=MXXXXX) (C=MXXXXX) (D=MXXXXX)									
17	1	22137-060000	WASHER	2	2	2	2				W
		(A=MXXXXX) (B=MXXXXX) (C=MXXXXX) (D=MXXXXX)									
18	1	26013-060102	BOLT	2	2	2	2				W
		(A=MXXXXX) (B=MXXXXX) (C=MXXXXX) (D=MXXXXX)									

Remarks  
 (1)Interchangeable by simultaneous replacement with Ref.No.16,17,18.

Fig.17. COMPRESSOR & PULLEY(AIR CON. SPEC.)

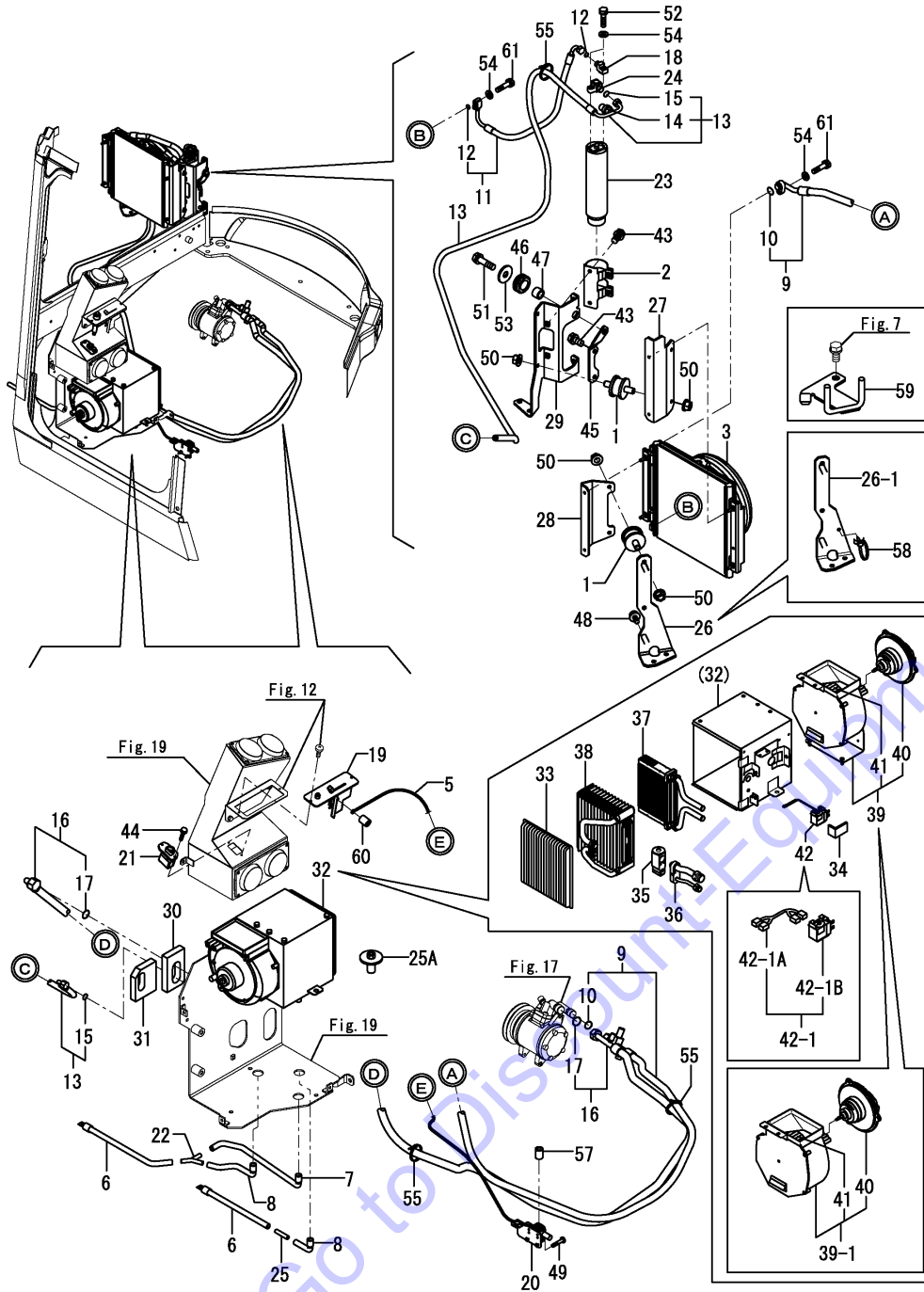
(A)=VIO45-5B(US)  
(B)=VIO45-5B(AS)  
(C)=VIO45-5B(NZ)

(D)=VIO45-5B(SG)  
(E)=  
(F)=



REF.	LEV.	PARTS NO.	DESCRIPTION	Q'TY						I	R
				(A)	(B)	(C)	(D)	(E)	(F)		
1	1	172155-57610	BOLT M10X45	1	1	1	1				
2	1	172460-18100	COMPRESSOR	1	1	1	1				
3	1	172460-18120	V-BELT	1	1	1	1				
4	1	172445-18131	PULLEY, TENSION (87	1	1	1	1				
5	1	172A78-18300	BRACKET ASSY,COMP	1	1	1	1				
6	1	172460-18351	PLATE D	1	1	1	1				
7	1	172496-18360	PLATE ASSY, F	1	1	1	1				
8	1	172165-18630	ADJUSTER ASSY	1	1	1	1				
9	1	172165-18670	BOSS	1	1	1	1				
10	1	172165-18601	BRACKET ASSY	1	1	1	1				
11	1	172164-19310	NUT	1	1	1	1				
12	1	1A1040-43900	SPRING WASHER	1	1	1	1				
13	1	172137-46042	SEAT, SPRING	1	1	1	1				
14	1	22190-080002	SEAL WASHER 8S	4	4	4	4				
15	1	22217-060000	SPRING WASHER 6	1	1	1	1				
16	1	22217-080000	WASHER, 8	1	1	1	1				
17	1	22217-100000	SPRING WASHER 10	1	1	1	1				
18	1	22252-000400	CIRCLIP 40(H)	1	1	1	1				
19	1	24104-062030	BALL BEARING	1	1	1	1				
20	1	26013-080162	BOLT W/WASHER M8X16	2	2	2	2				
21	1	26013-080252	BOLT M 8X 25	1	1	1	1				
22	1	26013-080302	BOLT M 8X 30	2	2	2	2				
23	1	26106-080502	BOLT M 8X 50 PLATED	4	4	4	4				
24	1	26106-080602	BOLT M 8X 60 PLATED	1	1	1	1				
25	1	26106-080602	BOLT M 8X 60 PLATED	2	2	2	2				
25-1	1	26106-080652	BOLT M 8X 65 PLATED	1	1	1	1				N
		(A=M53001)	(B=M53001)	(C=M53001)	(D=M53001)						
26	1	26716-060002	NUT 6	1	1	1	1				
27	1	26716-080002	NUT M 8	1	1	1	1				
28	1	172491-18620	PLATE	1	1	1	1				
29	1	26013-100252	BOLT W/WASHER M10X25	3	3	3	3				
30	1	172A47-11200	PULLY	1	1	1	1				
31	1	172A47-13120	GUARD	1	1	1	1				
32	1	26106-080252	BOLT M 8X 25 PLATED	1	1	1	1				W
		(A=M53001)	(B=M53001)	(C=M53001)	(D=M53001)						

Fig.18. PIPING(AIR CON. SPEC.)



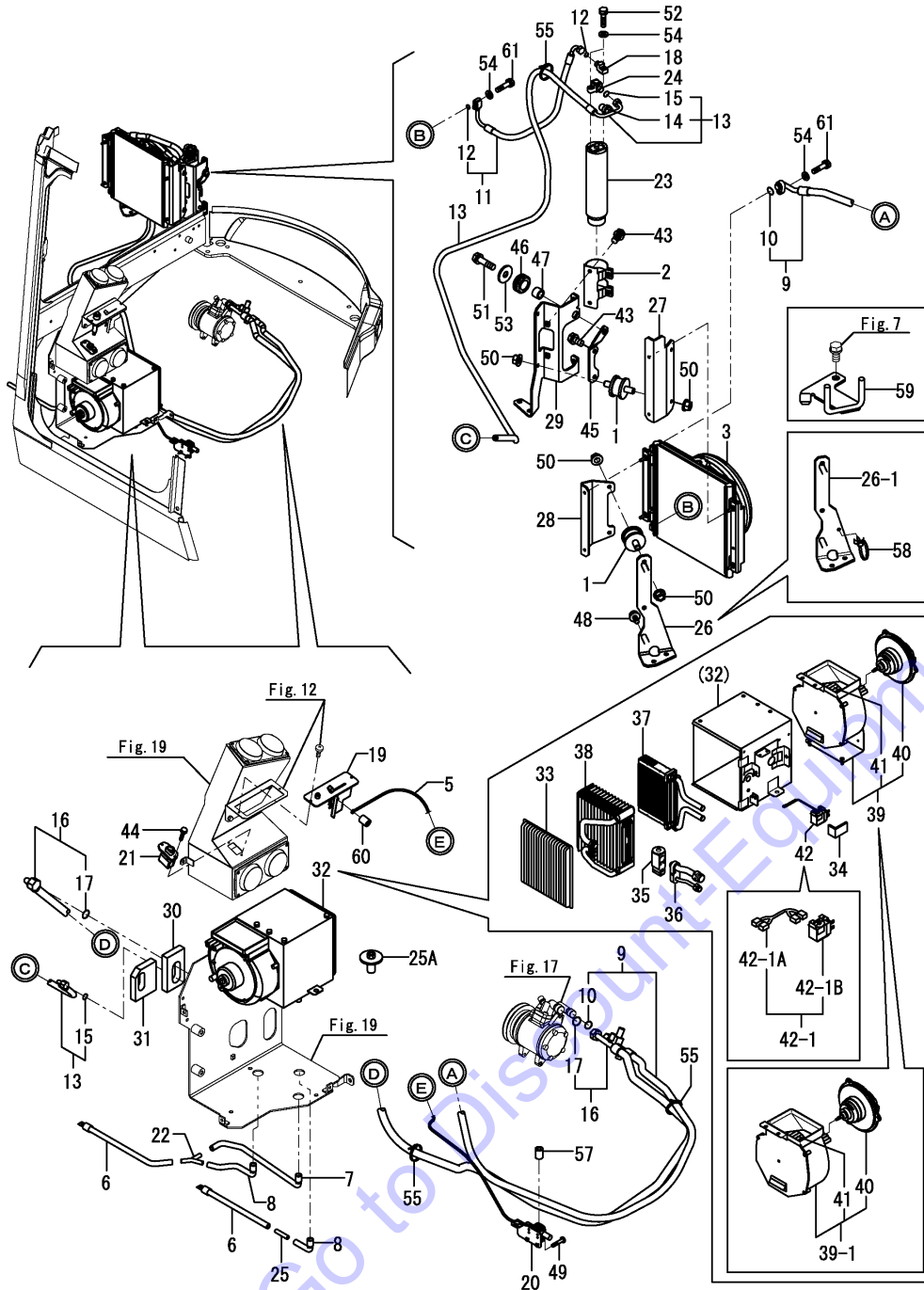
(A)=VIO45-5B(US)  
 (B)=VIO45-5B(AS)  
 (C)=VIO45-5B(NZ)

(D)=VIO45-5B(SG)  
 (E)=  
 (F)=

REF.	LEV.	PARTS NO.	DESCRIPTION	Q'TY						I	R
				(A)	(B)	(C)	(D)	(E)	(F)		
1	1	172447-13550	MOUNT	4	4	4	4				
2	1	172162-18040	BRACKET	1	1	1	1				
3	1	172A47-18120	CONDENSER ASSY	1	1	1	1				
5	1	172A47-18140	WIRE	1	1	1	1				
6	1	172A47-18150	DREN HOSE 830	2	2	2	2				
7	1	172A47-18160	DREN HOSE 590	1	1	1	1				
8	1	172A47-18170	DREN HOSE 420	2	2	2	2				
9	1	172A47-18191	HOSE	1	1	1	1				
10	2	1A7030-88820	O-RING	2	2	2	2				
11	1	172A47-18200	HOSE	1	1	1	1				
12	2	1A7030-88760	O-RING	2	2	2	2				
13	1	172A47-18210	HOSE	1	1	1	1				
14	2	172A47-18230	SWITCH,PRESSURE	1	1	1	1				
15	2	1A7030-88760	O-RING	2	2	2	2				
16	1	172A47-18221	HOSE	1	1	1	1				
17	2	1A7030-88840	O-RING	2	2	2	2				
18	1	172460-18250	CONNECTOR	1	1	1	1				
19	1	1D4220-58150	PANEL(AC CONTROL	1	1	1	1				
20	1	1E8685-79920	VALVE,WATER	1	1	1	1				
21	1	1E8685-79940	RESISTOR 100-40	1	1	1	1				
22	1	1E8545-80030	JOINT Y,DRAIN	1	1	1	1				
23	1	1E8545-80210	RECEIVER DRYER	1	1	1	1				
24	1	1E8545-80250	JOINT (RECEIVER	1	1	1	1				
25	1	172A47-18130	CONNECTOR	1	1	1	1				
25A	1	172A47-18180	SCREW TAPPING	1	1	1	1				W
		(A=M53237) (B=M53237) (C=M53237) (D=M53237)									
26	1	172A47-18440	BRACKET R ASSY,CON	1	1	1	1				
26-1	1	172A47-18441	BRACKET R ASSY,CON	1	1	1	1				S
		(A=M/#53166) (B=M/#53166) (C=M/#53166) (D=M/#53166)									
27	1	172A47-18580	BRACKET,REC	1	1	1	1				
28	1	172A47-18590	BRACKET,COND	1	1	1	1				
28-1	1	172A47-18591	BRACKET,COND	1	1	1	1				N
		(A=M/#53166) (B=M/#53166) (C=M/#53166) (D=M/#53166)									
29	1	172A47-18870	BRACKET L ASSY,COND	1	1	1	1				
29-1	1	172A47-18871	BRACKET L ASSY,COND	1	1	1	1				N
		(A=M/#53166) (B=M/#53166) (C=M/#53166) (D=M/#53166)									
30	1	172A47-19380	EV,AIR CON A	1	1	1	1				
30-1	1	172A47-19381	EV,AIR CON B	1	1	1	1				N
		(A=M53164) (B=M53164) (C=M53164) (D=M53164)									
31	1	172A47-19390	EV,AIR CON B	1	1	1	1				
31-1	1	172A47-19391	EV,AIR CO B	1	1	1	1				N
		(A=M53164) (B=M53164) (C=M53164) (D=M53164)									
32	1	1E9110-79610	AIR CON, UNIT ASY	1	1	1	1				
32-1	1	1E9110-79611	AIR CON,UNIT ASY	1	1	1	1				N
		(A=M53136) (B=M53136) (C=M53136) (D=M53136)									
32-2	1	172A78-18100	AIR CON,UNIT ASY	1	1	1	1				N
		(A=M53238) (B=M53238) (C=M53238) (D=M53238)									
33	2	1E9110-79680	FILTER	1	1	1	1				
34	2	1E9110-80100	GASKET	1	1	1	1				
35	2	1E9110-80130	VALVE EXPANSION	1	1	1	1				
36	2	1E9110-80140	TUBE ASSY	1	1	1	1				

N:Old  $\xrightarrow{Yes}$  New, Q:Old  $\xrightarrow{No}$  New, R:Old  $\xrightarrow{Yes}$  New, S:Old  $\xrightarrow{No}$  New, W:Add, Z:Discontinued, F:Interchangeable by set, K:Q'ty Change  
 ++ CONTINUE ++  
 (C)Copyrights YANMAR CO.,LTD.

Fig.18. PIPING(AIR CON. SPEC.)

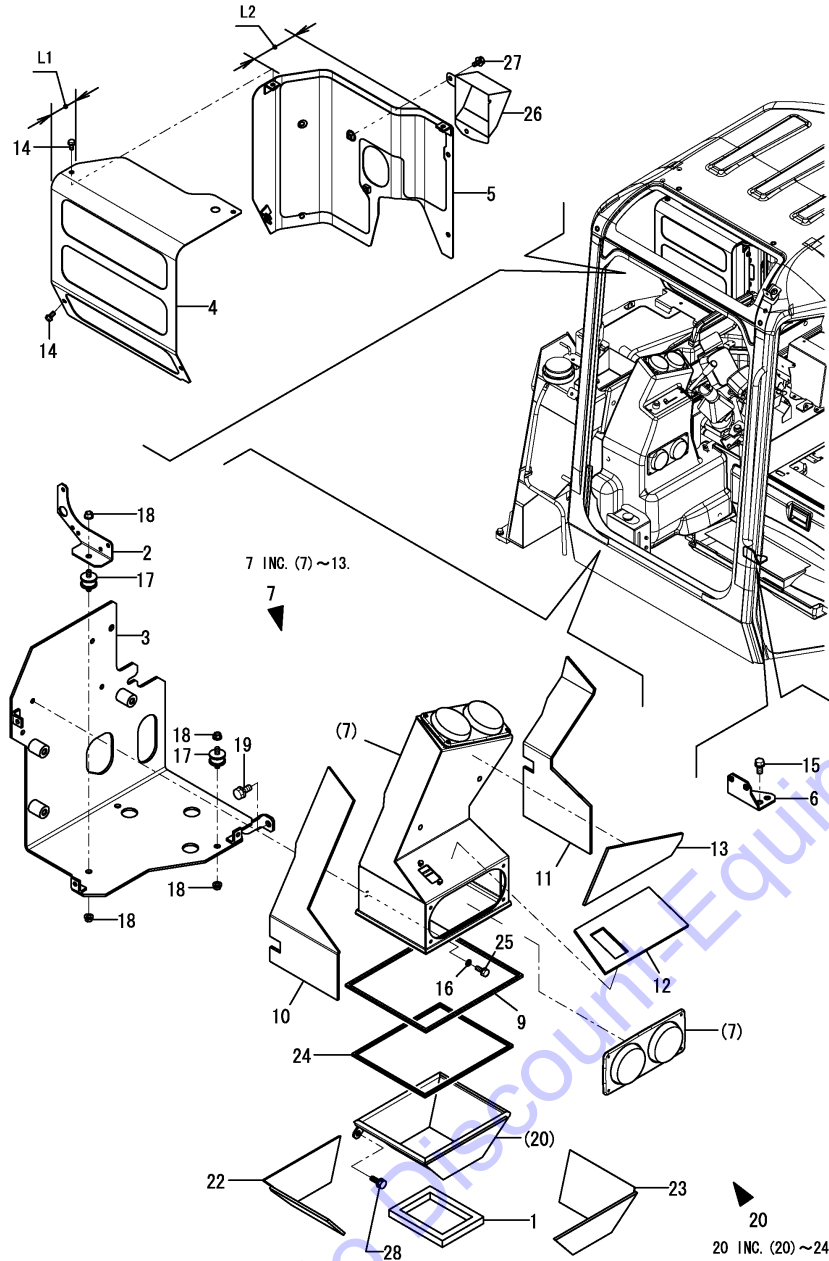


(A)=VIO45-5B(US)  
 (B)=VIO45-5B(AS)  
 (C)=VIO45-5B(NZ)

(D)=VIO45-5B(SG)  
 (E)=  
 (F)=

REF.	LEV.	PARTS NO.	DESCRIPTION	Q'TY						I	R
				(A)	(B)	(C)	(D)	(E)	(F)		
37	2	1E9110-80150	HEATER CORE	1	1	1	1				
38	2	1E9110-80160	EVAPORATOR	1	1	1	1				
39	2	1E9110-80170	BLOWER ASSY	1	1	1	1				
39-1	2	172A78-18110 (A=M53238) (B=M53238) (C=M53238) (D=M53238)	BLOWER ASSY	1	1	1	1				N
40	3	1E9110-80110	MOTOR	1	1	1	1				
41	3	1E9110-80180	FAN, BLOWER	1	1	1	1				
42	2	1A7030-88100	THERMOSTAT ASSY	1	1	1	1				
42-1	2	1A7030-87090	THERMOSTAT KIT	1	1	1	1				N
42-1A	3	1A7951-51300 (A=M53213) (B=M53213) (C=M53213) (D=M53213)	CABLE, THERMOSTAT	1	1	1	1				W
42-1B	3	1A7030-88101 (A=M53213) (B=M53213) (C=M53213) (D=M53213)	THERMOSTAT ASSY	1	1	1	1				W
43	1	26013-080162	BOLT W/WASHER M8X16	4	4	4	4				
44	1	26033-040202	SCREW M 4X20	2	2	2	2				
45	1	172A47-18841	STAY ASSY,COND	1	1	1	1				
46	1	172725-16380	GROMMET 15X20	1	1	1	1				
47	1	172A47-18570	COLLAR 9.2X13.8X10	1	1	1	1				
48	1	172519-63240	BOLT 8X 16	1	1	1	1				
49	1	26033-040202	SCREW M 4X20	2	2	2	2				
50	1	26051-080002	NUT M 8	8	8	8	8				
51	1	26013-080302	BOLT M 8X 30	1	1	1	1				
52	1	26013-060252	BOLT M 6X 25	4	4	4	4				
52-1	1	26013-060252 (A=M53193) (B=M53193) (C=M53193) (D=M53193)	BOLT M 6X 25	2	2	2	2				K
53	1	22157-080000	WASHER 8	1	1	1	1				
54	1	22137-060000	WASHER 6, POLISHED	4	4	4	4				
55	1	172126-11510	BAND 300	3	3	3	3				
57	1	172A47-18300	BUSH	1	1	1	1				
58	1	1E8915-84120 (A=M/#53166) (B=M/#53166) (C=M/#53166) (D=M/#53166)	LAMP, BAND B	1	1	1	1				W
59	1	172A78-18200 (A=M53164) (B=M53164) (C=M53164) (D=M53164)	GUIDE ASSY,AC HOSE	1	1	1	1				W
60	1	172A47-18300 (A=M53001) (B=M53001) (C=M53001) (D=M53001)	BUSH	1	1	1	1				W
61	1	26013-060302 (A=M53193) (B=M53193) (C=M53193) (D=M53193)	BOLT M 6X 30	2	2	2	2				W

Fig.19. COVER(AIR CON. SPEC.)(TO M53273)



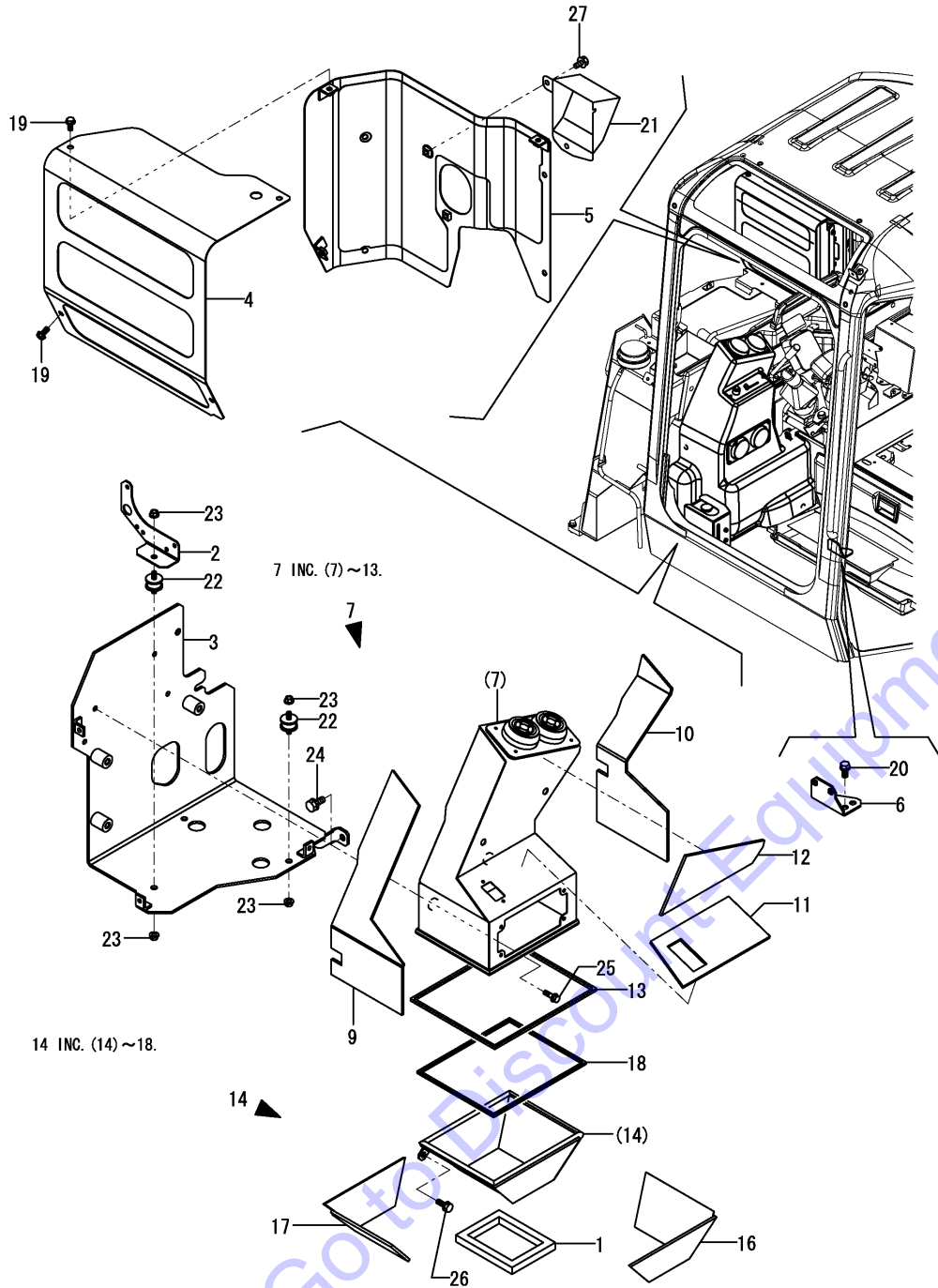
Remarks  
 (1)L1=Ref.No.4:83mm, No.4-1:93mm.  
 (2)L2=Ref.No.5:137mm, No.5-1:127mm.

(A)=VIO45-5B(US)  
 (B)=VIO45-5B(AS)  
 (C)=VIO45-5B(NZ)

(D)=VIO45-5B(SG)  
 (E)=  
 (F)=

REF.	LEV.	PARTS NO.	DESCRIPTION	Q'TY						I	R
				(A)	(B)	(C)	(D)	(E)	(F)		
1	1	172499-13750	SEAL A,DUCT	1	1	1	1				
2	1	172A47-18340	BRACKET,UNIT	1	1	1	1				
3	1	172A47-18351	BRACKET, UNIT	1	1	1	1				
4	1	172A47-18470	COVER A ASSY	1	1	1	1				1
4-1	1	172A47-18471	COVER A ASSY	1	1	1	1				S 1
		(A=M/#53166) (B=M/#53166) (C=M/#53166) (D=M/#53166)									
5	1	172A78-18500	COVER B ASSY,COND	1	1	1	1				2
5-1	1	172A78-18501	COVER B ASSY,COND	1	1	1	1				S 2
		(A=M/#53166) (B=M/#53166) (C=M/#53166) (D=M/#53166)									
6	1	172A47-18730	BRACKET,WV	1	1	1	1				
7	1	172A47-18261	DUCT ASSY	1	1	1	1				
9	2	172519-61550	CUSHION B,BONNET	1	1	1	1				
10	2	172A47-19330	SEAL C	1	1	1	1				
11	2	172A47-19340	SEAL D	1	1	1	1				
12	2	172A47-19350	SEAL E	1	1	1	1				
13	2	172A47-19360	SEAL F	1	1	1	1				
14	1	172519-63240	BOLT 8X 16	7	7	7	7				
15	1	26013-100202	BOLT W/WASHER M10X20	2	2	2	2				
16	1	22137-080000	WASHER 8, POLISHED	2	2	2	2				
17	1	172447-13550	MOUNT	3	3	3	3				
18	1	26051-080002	NUT M 8	6	6	6	6				
19	1	26013-100202	BOLT W/WASHER M10X20	3	3	3	3				
20	1	172A47-18600	DUCT U ASSY	1	1	1	1				
22	2	172A47-19310	SEAL A	1	1	1	1				
23	2	172A47-19320	SEAL B	1	1	1	1				
24	2	172519-61550	CUSHION B,BONNET	1	1	1	1				
25	1	26013-080252	BOLT M 8X 25	2	2	2	2				
26	1	172A78-18560	COVER,CON	1	1	1	1				
27	1	172519-63240	BOLT 8X 16	2	2	2	2				
28	1	26013-080202	BOLT W/WASHER M8X20	2	2	2	2				W
		(A=M53001) (B=M53001) (C=M53001) (D=M53001)									

Fig.98. (19A)COVER(AIR CON. SPEC.)(FROM M53274)



(A)=VIO45-5B(US)

(B)=VIO45-5B(AS)

(C)=VIO45-5B(NZ)

(D)=VIO45-5B(SG)

(E)=

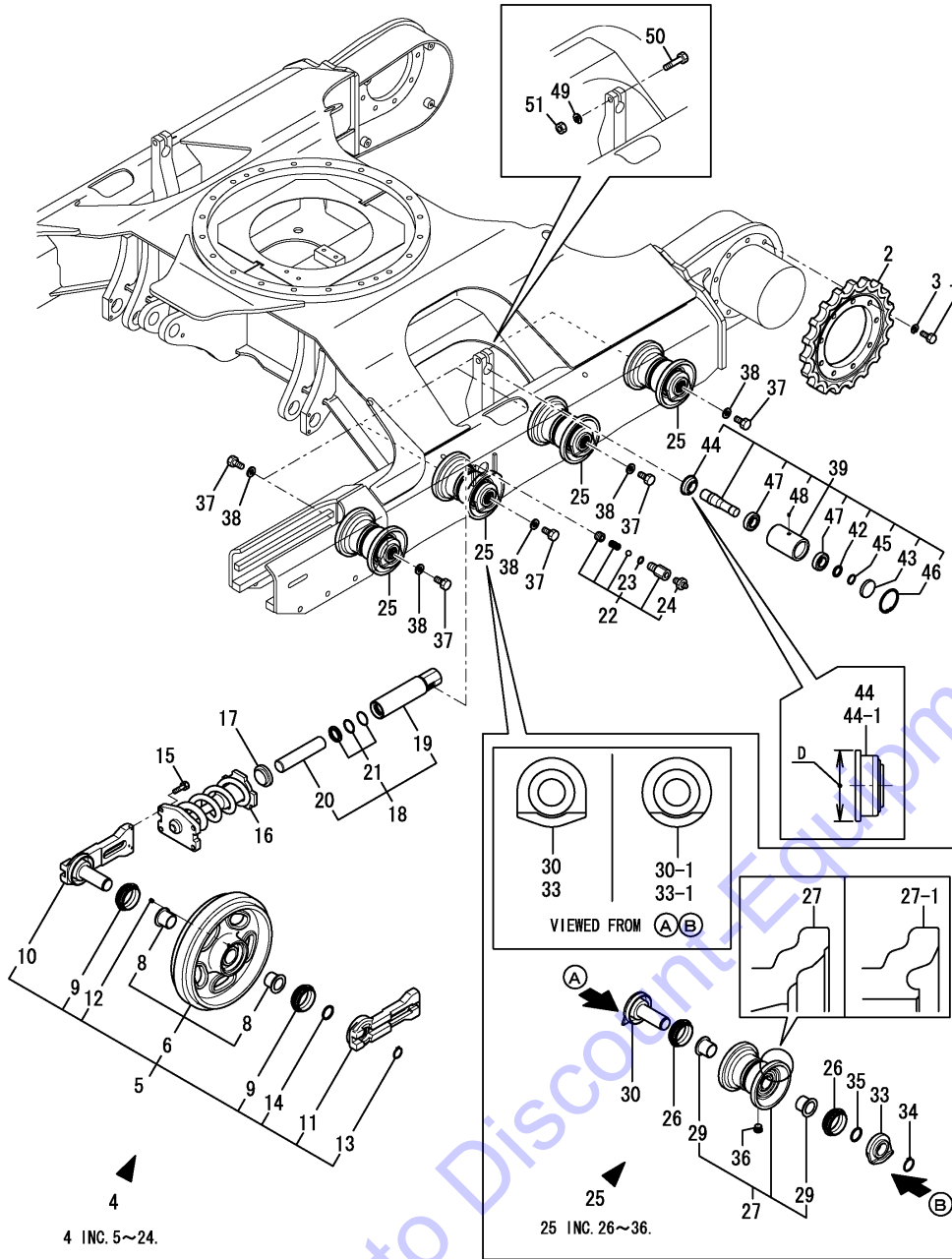
(F)=

REF.	LEV.	PARTS NO.	DESCRIPTION	Q'TY						I	R
				(A)	(B)	(C)	(D)	(E)	(F)		
1	1	172499-13750	SEAL A,DUCT	1	1	1	1				
2	1	172A47-18340	BRACKET,UNIT	1	1	1	1				
3	1	172A47-18352	BRACKET ASSY,UNIT	1	1	1	1				
4	1	172A47-18471	COVER A ASSY	1	1	1	1				
5	1	172A78-18501	COVER B ASSY,COND	1	1	1	1				
6	1	172A47-18730	BRACKET,WV	1	1	1	1				
7	1	172A47-18262	DUCT ASSY(73)	1	1	1	1				
9	2	172A47-19330	SEAL C	1	1	1	1				
10	2	172A47-19340	SEAL D	1	1	1	1				
11	2	172A47-19350	SEAL E	1	1	1	1				
12	2	172A47-19360	SEAL F	1	1	1	1				
13	2	172519-61550	CUSHION B,BONNET	1	1	1	1				
14	1	172A47-18600	DUCT U ASSY	1	1	1	1				
16	2	172A47-19310	SEAL A	1	1	1	1				
17	2	172A47-19320	SEAL B	1	1	1	1				
18	2	172519-61550	CUSHION B,BONNET	1	1	1	1				
19	1	172519-63240	BOLT 8X 16	7	7	7	7				
20	1	26013-100202	BOLT W/WASHER M10X20	2	2	2	2				
21	1	172A78-18560	COVER,CON	1	1	1	1				
22	1	172447-13550	MOUNT	3	3	3	3				
23	1	26051-080002	NUT M 8	6	6	6	6				
24	1	26013-100202	BOLT W/WASHER M10X20	4	4	4	4				
25	1	26014-080252	BOLT M 8X 25	2	2	2	2				
26	1	26013-080202	BOLT W/WASHER M8X20	2	2	2	2				
27	1	172519-63240	BOLT 8X 16	2	2	2	2				

Fig.20. ROLLER & ADJUST

(A)=VIO45-5B(US)  
(B)=VIO45-5B(AS)  
(C)=VIO45-5B(NZ)

(D)=VIO45-5B(SG)  
(E)=  
(F)=



REF.	LEV.	PARTS NO.	DESCRIPTION	Q'TY						I	R
				(A)	(B)	(C)	(D)	(E)	(F)		
1	1	172455-29140	BOLT 14X35	18	18	18	18				
2	1	172119-35011-1	SPROCKET	2	2	2	2				
2-1	1	172119-35012	SPROCKET 19	2	2	2	2				N
3	1	(A=M53269) 22217-140000	SPRING WASHER 14	18	18	18	18				
4	1	(B=M53269) 772460-37120	IDLER ASSY, IRON	2	2	2	2				
5	2	(C=M53269) 172460-37061	IDLER ASSY, FRONT	2	2	2	2				
5-1	2	(D=M53269) 172460-37062	IDLER, FRONT ASSY	2	2	2	2				N
6	3	(A=M53321) 172460-37171	IDLER ASSY	2	2	2	2				
6-1	3	(B=M53321) 172460-37172	IDLER ASSY,340	2	2	2	2				N
8	4	(C=M53321) 172124-37120	BUSH 40	4	4	4	4				
9	3	(D=M53321) 172460-37120	SEAL	4	4	4	4				
10	3	172460-37130-3	SHAFT, IDLER	2	2	2	2				
10-1	3	(A=M53321) 172460-37131-3	SHAFT ASSY, IDLER	2	2	2	2				N
11	3	(B=M53321) 172460-37150-3	COVER, IDLER SEAL	2	2	2	2				
11-1	3	(C=M53321) 172460-37151-3	SEAL COVER B, IDLER	2	2	2	2				N
12	3	(D=M53321) 194630-42120	PLUG PT1/8	2	2	2	2				
13	3	22242-000350	CIRCLIP 35	2	2	2	2				
14	3	24321-000400	O-RING 1A G-40.0	2	2	2	2				
15	2	26013-120402	BOLT M12X 40	8	8	8	8				
16	2	172460-37700	SPRING	2	2	2	2				
17	2	172122-37710-4	HOLDER, ADJUSTER	2	2	2	2				
18	2	172122-37752	CYLINDER ASSY, ADJUST	2	2	2	2				
19	3	172122-37782	TUBE ASSY, ADJUST	2	2	2	2				
20	3	172122-37810	PISTON	2	2	2	2				
21	3	172122-37820	ADJUST SEAL SET	2	2	2	2				
22	2	172122-37844	VALVE ASSY, NIPPLE	2	2	2	2				
23	3	24315-000140	O-RING 1B P-14.0	2	2	2	2				
24	3	24761-020000	NIPPLE PT1/8, GREASE	2	2	2	2				
25	1	172460-37290	ROLLER, TRACK	8	8	8	8				
25-1	1	(A=M53302) 172460-37291	TRACK ROLLER ASSY	8	8	8	8				N
26	2	(B=M53302) 172458-37120	FLOATING SEAL	16	16	16	16				
27	2	(C=M53302) 172423-37301-4	ROLLER ASSY, LOWER	8	8	8	8				
27-1	2	(D=M53302) 172423-37302	ROLLER ASSY	8	8	8	8				S
29	3	(A=M53302) 172423-37370	BUSH	16	16	16	16				
30	2	(B=M53302) 172423-37330-3	SHAFT, ROLLER	8	8	8	8				
30-1	2	(C=M53302) 172423-37331	SHAFT ASSY, ROLLER	8	8	8	8				S
33	2	(D=M53302) 172423-37360-3	COVER, ROLLER SEAL	8	8	8	8				
33-1	2	(A=M53302) 172423-37361	SEAL, COVER B ROLLER	8	8	8	8				S
34	2	(B=M53302) 22242-000300	CIRCLIP 30	8	8	8	8				
35	2	(C=M53302) 24315-000290	O-RING 1B P-29.0	8	8	8	8				
36	2	(D=M53302) 933171-13691	PLUG PT1/8	8	8	8	8				
37	1	172490-37320	BOLT, M16X35	16	16	16	16				

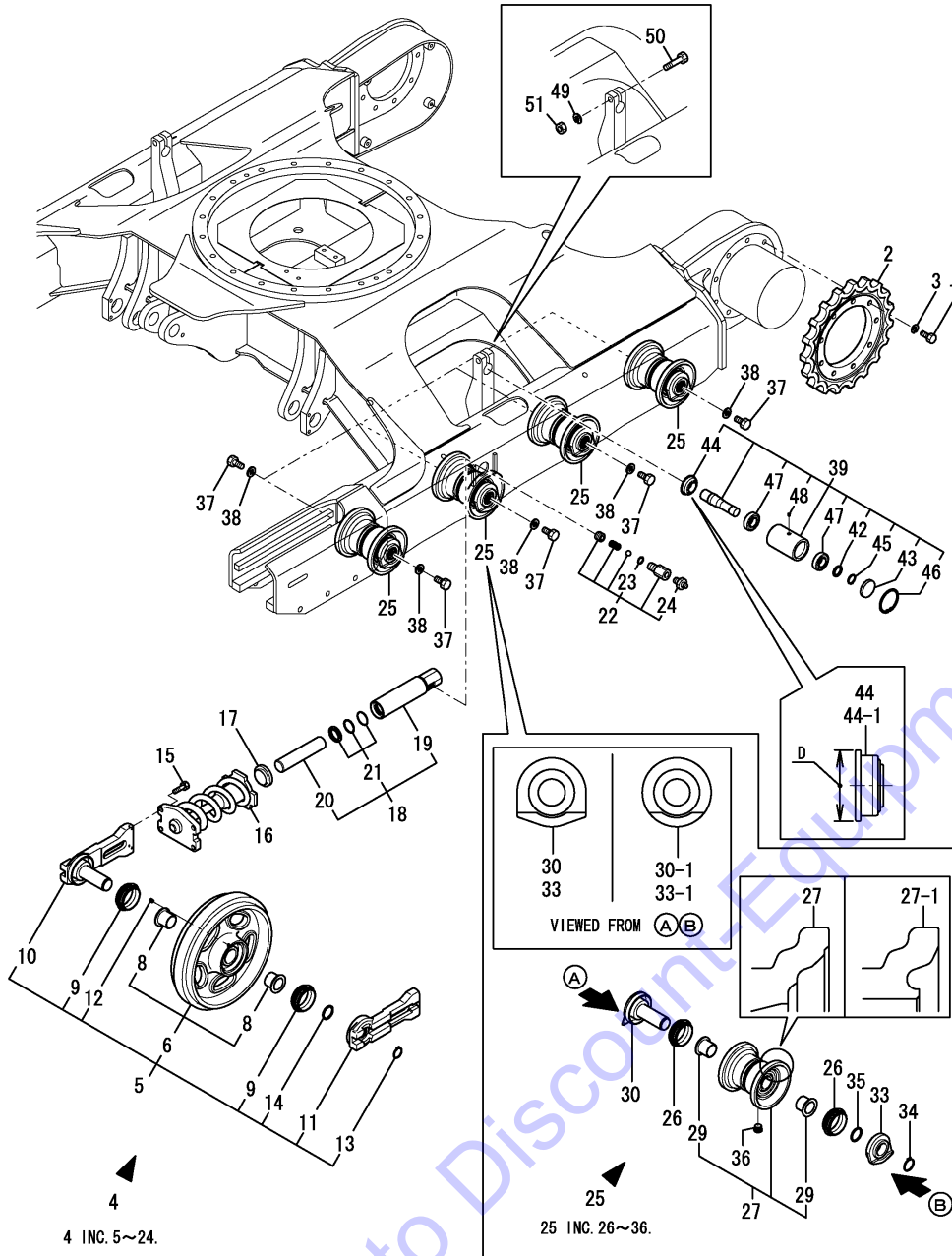
Remarks  
(1)D=Ref.No.44:71mm, No.44-1:80mm.

N:Old  $\frac{Yes}{No}$  New, Q:Old  $\frac{No}{Yes}$  New, R:Old  $\frac{Yes}{Yes}$  New, S:Old  $\frac{No}{No}$  New, W:Add, Z:Discontinued, F:Interchangeable by set, K:Q'ty Change  
++ CONTINUE ++  
(C)Copyrights YANMAR CO.,LTD.

Fig.20. ROLLER & ADJUST

(A)=VIO45-5B(US)  
 (B)=VIO45-5B(AS)  
 (C)=VIO45-5B(NZ)

(D)=VIO45-5B(SG)  
 (E)=  
 (F)=



REF.	LEV.	PARTS NO.	DESCRIPTION	Q'TY						I	R
				(A)	(B)	(C)	(D)	(E)	(F)		
38	1	22217-160000	SPRING WASHER 16	16	16	16	16				
39	1	172478-37500-3	ROLLER ASSY, CARRIER	2	2	2	2				
39-1	1	172478-37501	ROLLER ASSY, CARRIER	2	2	2	2				N
		(A=MZZZZZ) (B=MZZZZZ) (C=MZZZZZ) (D=MZZZZZ)									
42	2	172478-37550	WASHER, CARRIER	2	2	2	2				
43	2	172478-37540	CAP, CARRIER ROLLER	2	2	2	2				
44	2	172478-37530	SEAL, CARRIER ROLLER	2	2	2	2				
44-1	2	172164-37351	SEAL, OIL	2	2	2	2				S 1
		(A=MZZZZZ) (B=MZZZZZ) (C=MZZZZZ) (D=MZZZZZ)									
45	2	22242-000300	CIRCLIP 30	2	2	2	2				
46	2	22252-000621	RING, 62	2	2	2	2				
47	2	24105-062064	BALL BEARING	4	4	4	4				
48	2	933171-13691	PLUG PT1/8	2	2	2	2				
49	1	22217-160000	SPRING WASHER 16	2	2	2	2				
50	1	26116-160852	BOLT M16X 85 PLATED	2	2	2	2				
51	1	26716-160002	NUT M16	2	2	2	2				

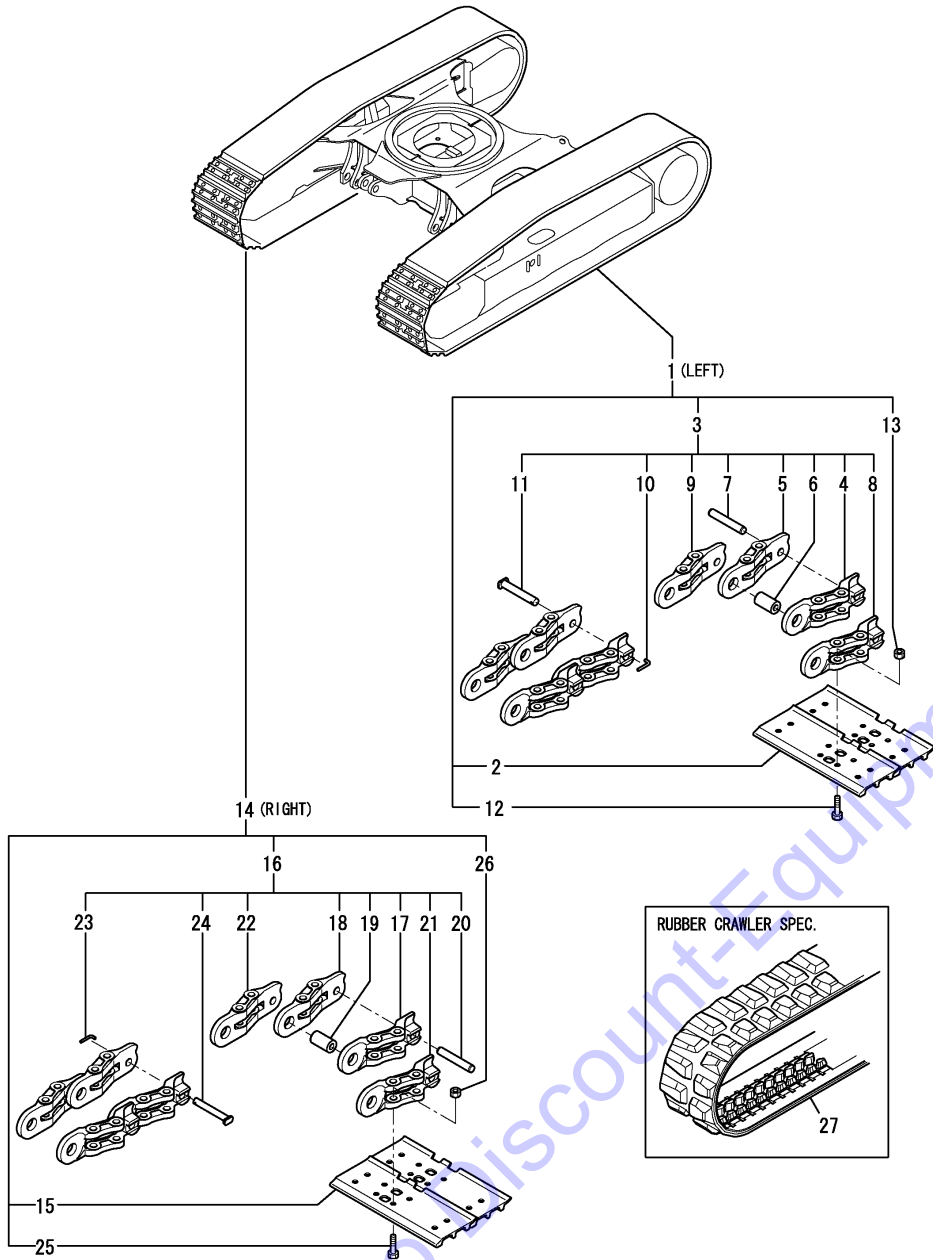
Remarks  
 (1)D=Ref.No.44:71mm, No.44-1:80mm.



Fig.21. CRAWLER

(A)=VIO45-5B(US)  
 (B)=VIO45-5B(AS)  
 (C)=VIO45-5B(NZ)

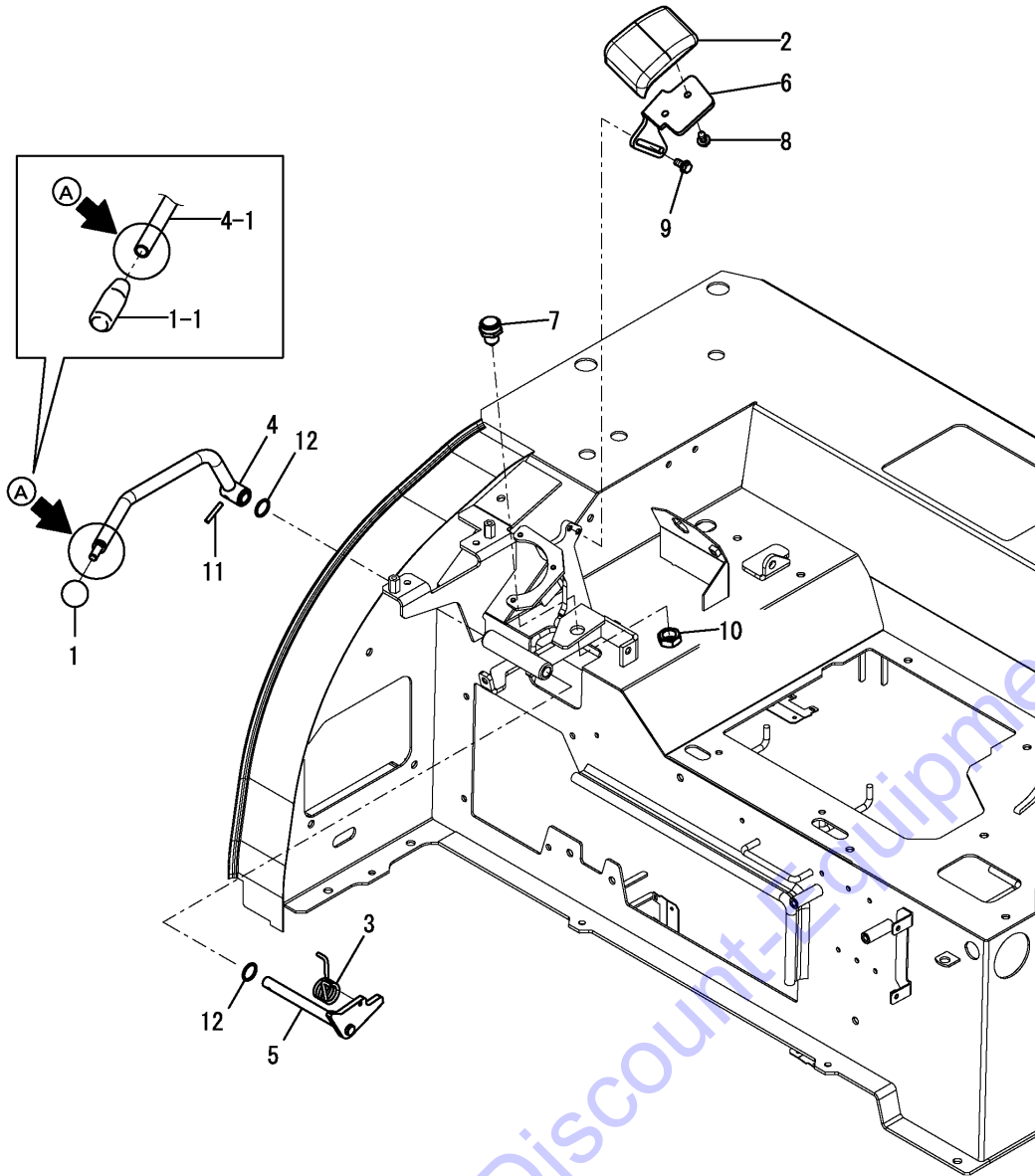
(D)=VIO45-5B(SG)  
 (E)=  
 (F)=



REF.	LEV.	PARTS NO.	DESCRIPTION	Q'TY						I	R
				(A)	(B)	(C)	(D)	(E)	(F)		
1	1	172460-38400	SHOE ASSY, TRACK	1	1	1	1				1
2	2	172460-38410	PLATE, SHOE 350L	40	40	40	40				
3	2	172460-38450	LINK ASSY	1	1	1	1				
4	3	172460-38460	LINK(L),TRACK	39	39	39	39				
5	3	172460-38470	LINK(R),TRACK	39	39	39	39				
6	3	172460-38520	BUSH	40	40	40	40				
7	3	172460-38500	PIN,TRACK	39	39	39	39				
8	3	172460-38480	LINK(L),MASTER	1	1	1	1				
9	3	172460-38490	LINK(R),MASTER	1	1	1	1				
10	3	172460-38530	PIN,LOCK 6X40	1	1	1	1				
11	3	172460-38510	PIN,MASTER	1	1	1	1				
12	2	172460-38550	BOLT, SHOE	160	160	160	160				
13	2	172460-38560	NUT, SHOE	160	160	160	160				
14	1	172460-38420	SHOE ASSY, TRACK	1	1	1	1				1
15	2	172460-38430	PLATE, SHOE 350R	40	40	40	40				
16	2	172460-38450	LINK ASSY	1	1	1	1				
17	3	172460-38460	LINK(L),TRACK	39	39	39	39				
18	3	172460-38470	LINK(R),TRACK	39	39	39	39				
19	3	172460-38520	BUSH	40	40	40	40				
20	3	172460-38500	PIN,TRACK	39	39	39	39				
21	3	172460-38480	LINK(L),MASTER	1	1	1	1				
22	3	172460-38490	LINK(R),MASTER	1	1	1	1				
23	3	172460-38530	PIN,LOCK 6X40	1	1	1	1				
24	3	172460-38510	PIN,MASTER	1	1	1	1				
25	2	172460-38550	BOLT, SHOE	160	160	160	160				
26	2	172460-38560	NUT, SHOE	160	160	160	160				
27	1	172423-38603	CRAWLER, RUBBER	2	2	2	2				2

Remarks  
 (1)Iron crawler spec.  
 (2)Rubber crawler spec.

Fig.22. LOCK LEVER & STAND(RIGHT)



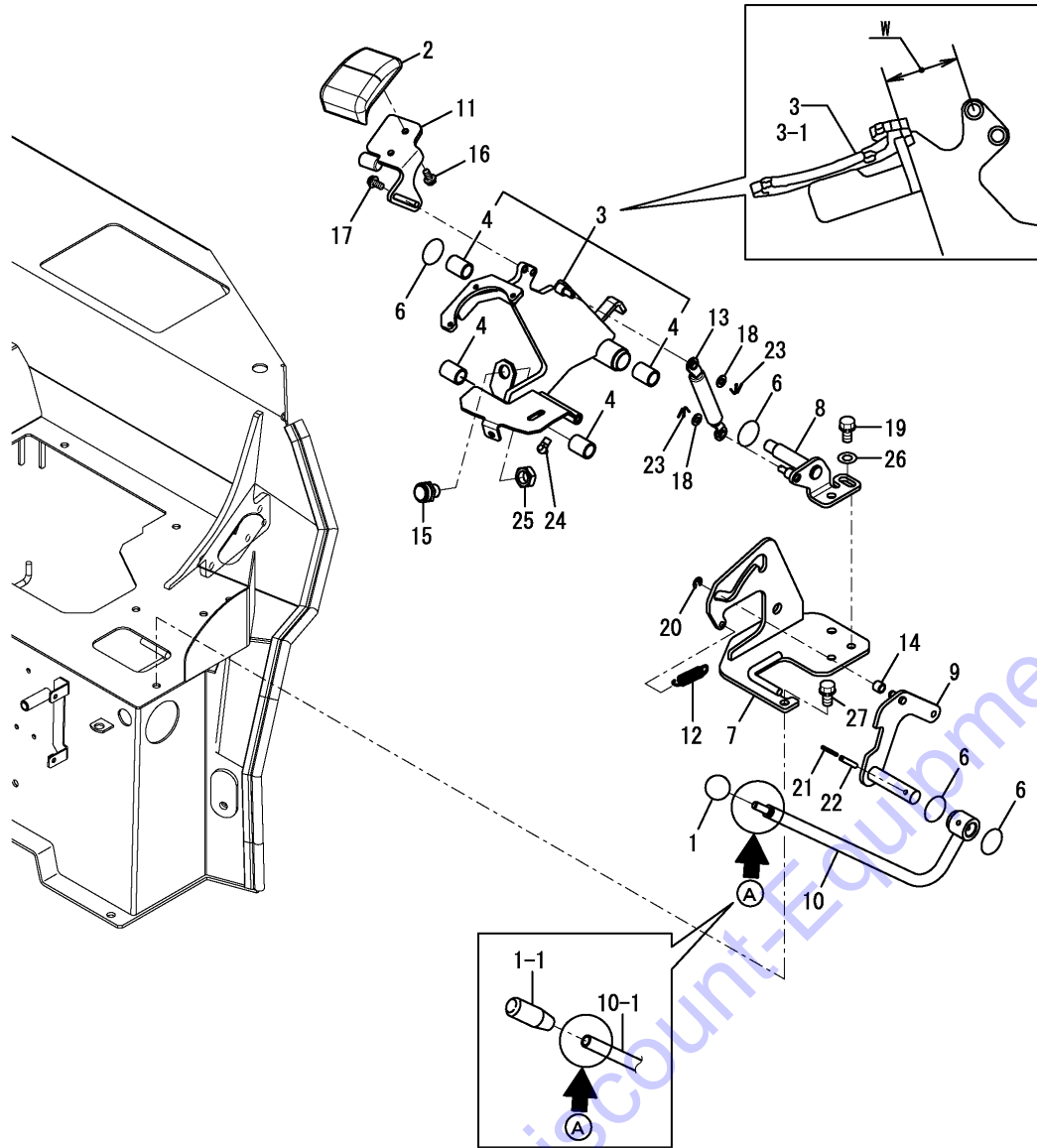
Remarks  
 (1)A=Ref.No.4:M10 screw,  
 No.4-1:no screw.  
 Interchangeable by simultaneous  
 replacement with Ref.No.1-1.

(A)=VIO45-5B(US)  
 (B)=VIO45-5B(AS)  
 (C)=VIO45-5B(NZ)

(D)=VIO45-5B(SG)  
 (E)=  
 (F)=

REF.	LEV.	PARTS NO.	DESCRIPTION	Q'TY						I	R
				(A)	(B)	(C)	(D)	(E)	(F)		
1	1	1D4070-23580	GRIP,RED ROUND	1	1	1	1				
1-1	1	172A77-46050	GRIP,RED	1	1	1	1				S
		(A=M53277) (B=M53277) (C=M53277) (D=M53277)									
2	1	172441-44320	ARM REST	1	1	1	1				
3	1	172165-45970	SPRING	1	1	1	1				
4	1	172A47-46451	LEVER ASSY, LOCK	1	1	1	1				
4-1	1	172A47-46452	LOCK LEVER ASSY,R	1	1	1	1				F 1
		(A=M53277) (B=M53277) (C=M53277) (D=M53277)									
5	1	172A47-46470	SHAFT ASSY,R LEVER	1	1	1	1				
5-1	1	172A47-46471	SHAFT ASSY,R LEVER	1	1	1	1				N
		(A=M53277) (B=M53277) (C=M53277) (D=M53277)									
6	1	172A46-46530	PLATE, GUIDE	1	1	1	1				
7	1	194464-52190	SWITCH, SAFETY START	1	1	1	1				
8	1	172519-63240	BOLT 8X 16	2	2	2	2				
9	1	172519-63240	BOLT 8X 16	2	2	2	2				
10	1	26776-180002	NUT M18,LOCK	1	1	1	1				
11	1	22351-050032	SPRING PIN 5X32	1	1	1	1				
12	1	24311-000210	O-RING 1A P-21.0	2	2	2	2				

Fig.23. LOCK LEVER & STAND(LEFT)



Remarks

(1)A=Ref.No.10:M10 screw,  
No.10-1:no screw.  
Interchangeable by simultaneous  
replacement with Ref.No.1-1.  
(2)W=Ref.No.3:41mm, No.3-1:45mm.

(A)=VIO45-5B(US)  
(B)=VIO45-5B(AS)  
(C)=VIO45-5B(NZ)

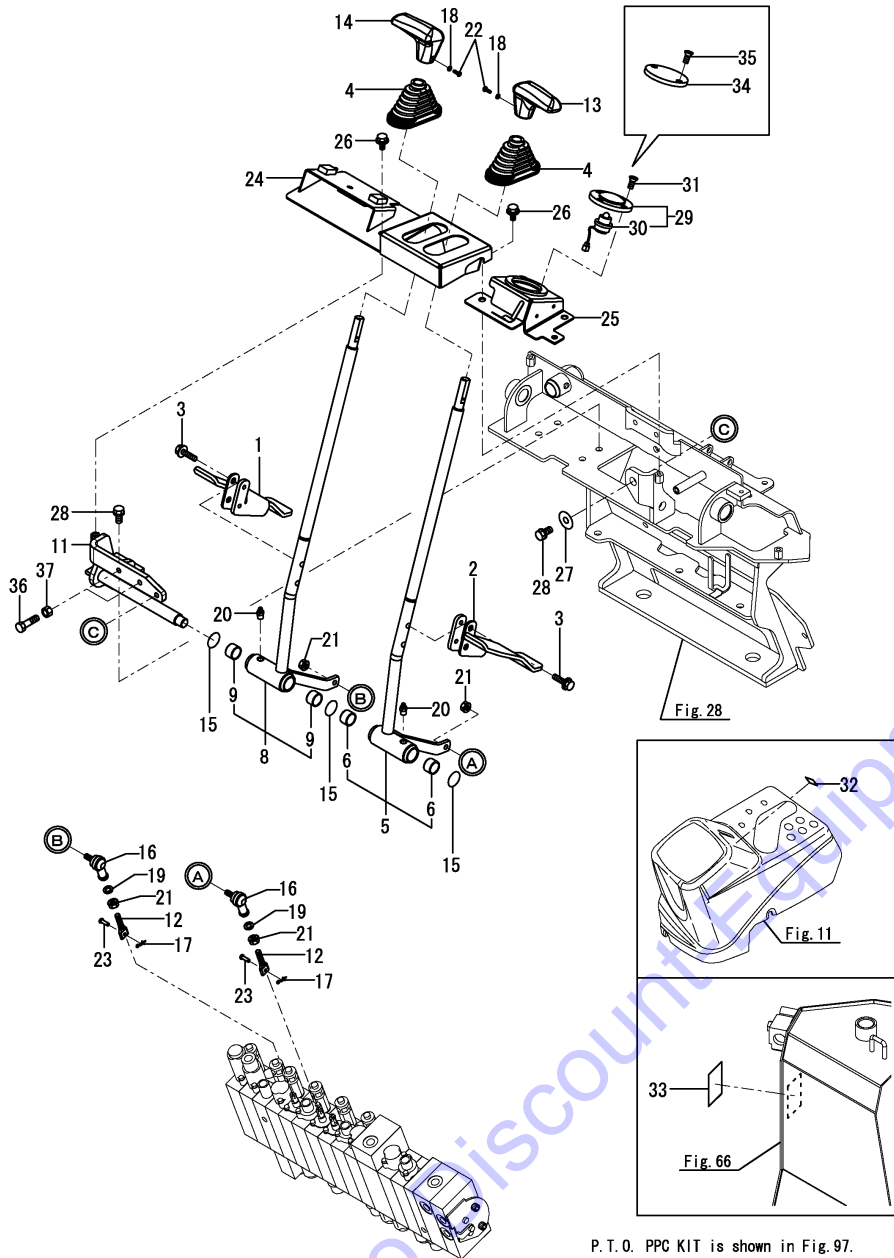
(D)=VIO45-5B(SG)  
(E)=  
(F)=

REF.	LEV.	PARTS NO.	DESCRIPTION	Q'TY						I	R
				(A)	(B)	(C)	(D)	(E)	(F)		
1	1	1D4070-23580	GRIP,RED ROUND	1	1	1	1				
1-1	1	172A77-46050	GRIP,RED	1	1	1	1				S
		(A=M53277) (B=M53277) (C=M53277) (D=M53277)									
2	1	172441-44320	ARM REST	1	1	1	1				
3	1	172A78-46100	STAND ASSY, LEVER	1	1	1	1				
3-1	1	172A78-46101	LEVER STND ASSY,L	1	1	1	1				S 2
		(A=M53231) (B=M53231) (C=M53231) (D=M53231)									
4	2	172141-41370	BUSH 2015	4	4	4	4				
6	1	172124-46200	O-RING 27X5.7	4	4	4	4				
7	1	172A47-46210	BASE ASSY,LEVER L	1	1	1	1				
8	1	172A47-46230	PLATE ASSY, BASE	1	1	1	1				
9	1	172A47-46310	ROD ASSY, SPRING	1	1	1	1				
10	1	172A47-46343	LEVER ASSY, LOCK	1	1	1	1				
10-1	1	172A47-46344	LOCK LEVER ASSY,L	1	1	1	1				F 1
		(A=M53277) (B=M53277) (C=M53277) (D=M53277)									
11	1	172A46-46500	GUIDE ASSY	1	1	1	1				
12	1	172162-46690	SPRING	1	1	1	1				
12-1	1	172A69-46270	SPRING 2.3X15X60	1	1	1	1				N
		(A=M53079) (B=M53079) (C=M53079) (D=M53079)									
13	1	172455-46890	SPRING,GAS	1	1	1	1				
14	1	172165-47550	BUSH	1	1	1	1				
15	1	194464-52190	SWITCH, SAFETY START	1	1	1	1				
16	1	172519-63240	BOLT 8X 16	2	2	2	2				
17	1	172519-63240	BOLT 8X 16	2	2	2	2				
18	1	22137-080000	WASHER 8, POLISHED	2	2	2	2				
19	1	26013-100252	BOLT W/WASHER M10X25	2	2	2	2				
20	1	22272-000070	CIRCLIP E- 7	1	1	1	1				
21	1	22351-035040	SPRING PIN 3.5X40	1	1	1	1				
22	1	22351-060040	SPRING PIN 6X40	1	1	1	1				
23	1	22417-200200	COTTER PIN 2.0X20	2	2	2	2				
24	1	24761-050000	NIPPLE C,GREASE	1	1	1	1				
25	1	26776-180002	NUT M18,LOCK	1	1	1	1				
26	1	22137-100000	WASHER 10,POLISHED	2	2	2	2				
27	1	26013-100202	BOLT W/WASHER M10X20	3	3	3	3				

Fig.24. TRAVEL LEVER

(A)=VIO45-5B(US)  
 (B)=VIO45-5B(AS)  
 (C)=VIO45-5B(NZ)

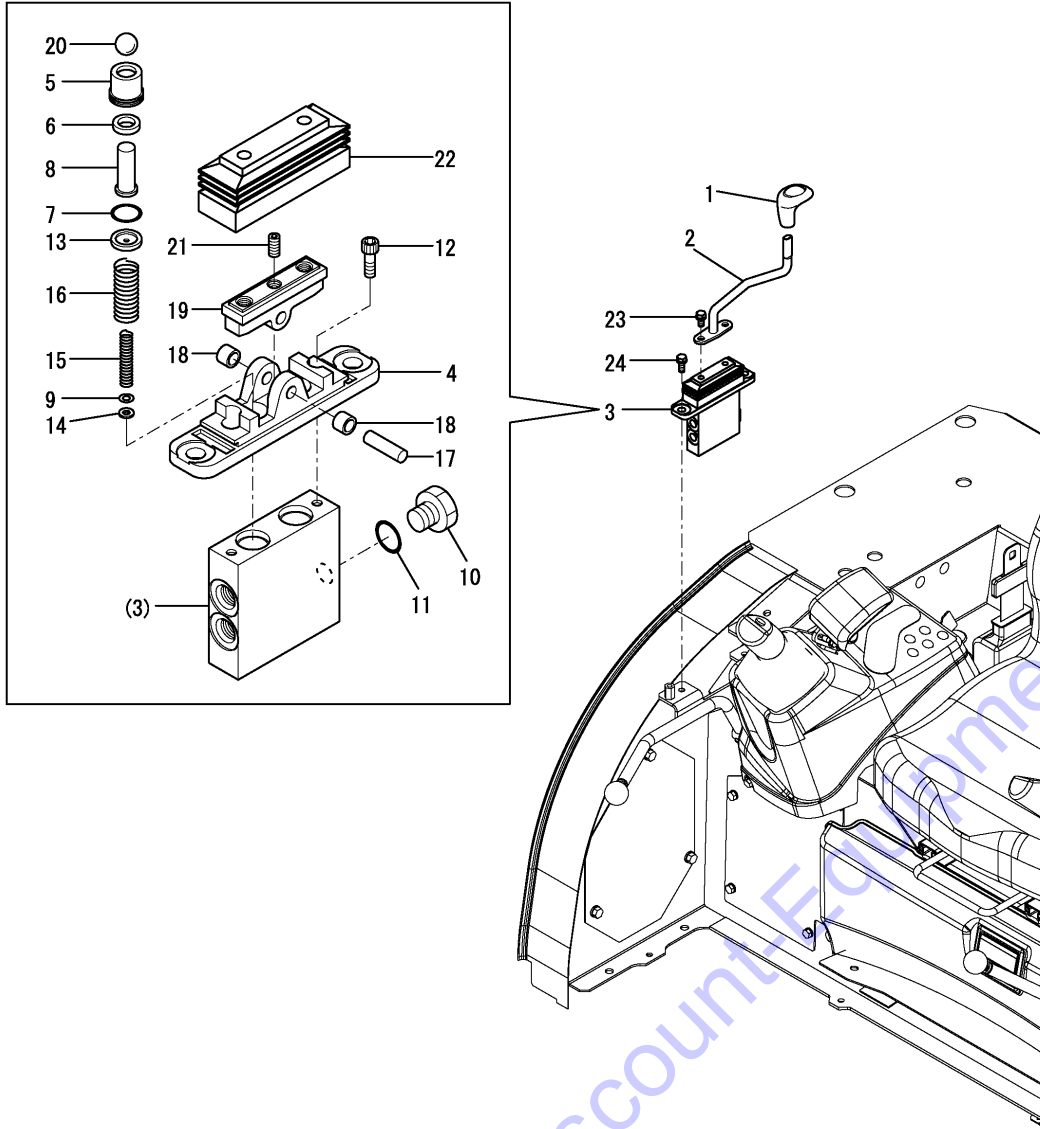
(D)=VIO45-5B(SG)  
 (E)=  
 (F)=



REF.	LEV.	PARTS NO.	DESCRIPTION	Q'TY						I	R
				(A)	(B)	(C)	(D)	(E)	(F)		
1	1	172A47-44200	PEDAL, TRACK	1	1	1	1				
2	1	172A47-44230	PEDAL, TRACK	1	1	1	1				
3	1	26106-080302	BOLT M 8X 30 PLATED	4	4	4	4				
4	1	172141-41340	BOOTS	2	2	2	2				
5	1	172A47-45100	LEVER, TRACK	1	1	1	1				
6	2	172141-41370	BUSH 2015	2	2	2	2				
8	1	172A47-45150	LEVER, TRACK	1	1	1	1				
9	2	172141-41370	BUSH 2015	2	2	2	2				
11	1	172A47-45450	BRACKET, TRACK	1	1	1	1				
11-1	1	172A47-45451	BRACKET ASSY,TRUCK	1	1	1	1				N
		(A=M53315) (B=M53315) (C=M53315) (D=M53315)									
12	1	172146-45691	ROD(C), SPOOL	2	2	2	2				
13	1	172187-45870	GRIP L, DRIVE	1	1	1	1				
14	1	172187-45880	GRIP R, DRIVE	1	1	1	1				
15	1	172124-46200	O-RING 27X5.7	3	3	3	3				
16	1	172122-46590	ELBALL	2	2	2	2				
17	1	1C6281-52310	PIN 6,COME-OFF SNAP	2	2	2	2				
18	1	22117-040000	WASHER 4	2	2	2	2				
19	1	22117-080000	WASHER 8	2	2	2	2				
20	1	24761-020000	NIPPLE PT1/8,GREASE	2	2	2	2				
21	1	26051-080002	NUT M 8	4	4	4	4				
22	1	26587-040122	SCREW, M4X12	2	2	2	2				
23	1	933110-54100	PIN 4.75X14	2	2	2	2				
24	1	172A47-62200	STEP, CONTROL	1	1	1	1				
24-1	1	172A47-62201	STEP ASSY,CONTROL	1	1	1	1				N
		(A=M53292) (B=M53292) (C=M53292) (D=M53292)									
25	1	172A47-62350	STEP ASSY, PTO	1	1	1	1				
26	1	26106-080162	BOLT M 8X 16 PLATED	5	5	5	5				
27	1	22157-100000	WASHER 10	1	1	1	1				
28	1	26013-100252	BOLT W/WASHER M10X25	3	3	3	3				
29	1	172A46-17300	SWITCH ASSY, PTO	1	1	1	1				1
30	2	172A46-17310	SAFETY SWITCH	1	1	1	1				1
31	1	22869-400160	SCREW	4	4	4	4				1
32	1	172A79-03150	LABEL,PTO SWITCH	1	1						W 2
		(B=M53185) (C=M53185)									
33	1	172A79-03160	LABEL,PTO SELCT	1	1						W 2
		(B=M53185) (C=M53185)									
34	1	172A47-62300	COVER, PTO	1	1						W 2
		(B=M53185) (C=M53185)									
35	1	26587-040122	SCREW, M4X12	2	2						W 2
		(B=M53185) (C=M53185)									
36	1	26116-100354	BOLT M10X 35 PLATED	2	2	2	2				
37	1	26716-100002	NUT 10	2	2	2	2				

Remarks  
 (1)Not applied for P.T.O. PPC spec.  
 (2)P.T.O. PPC spec.

Fig.25. BLADE LEVER

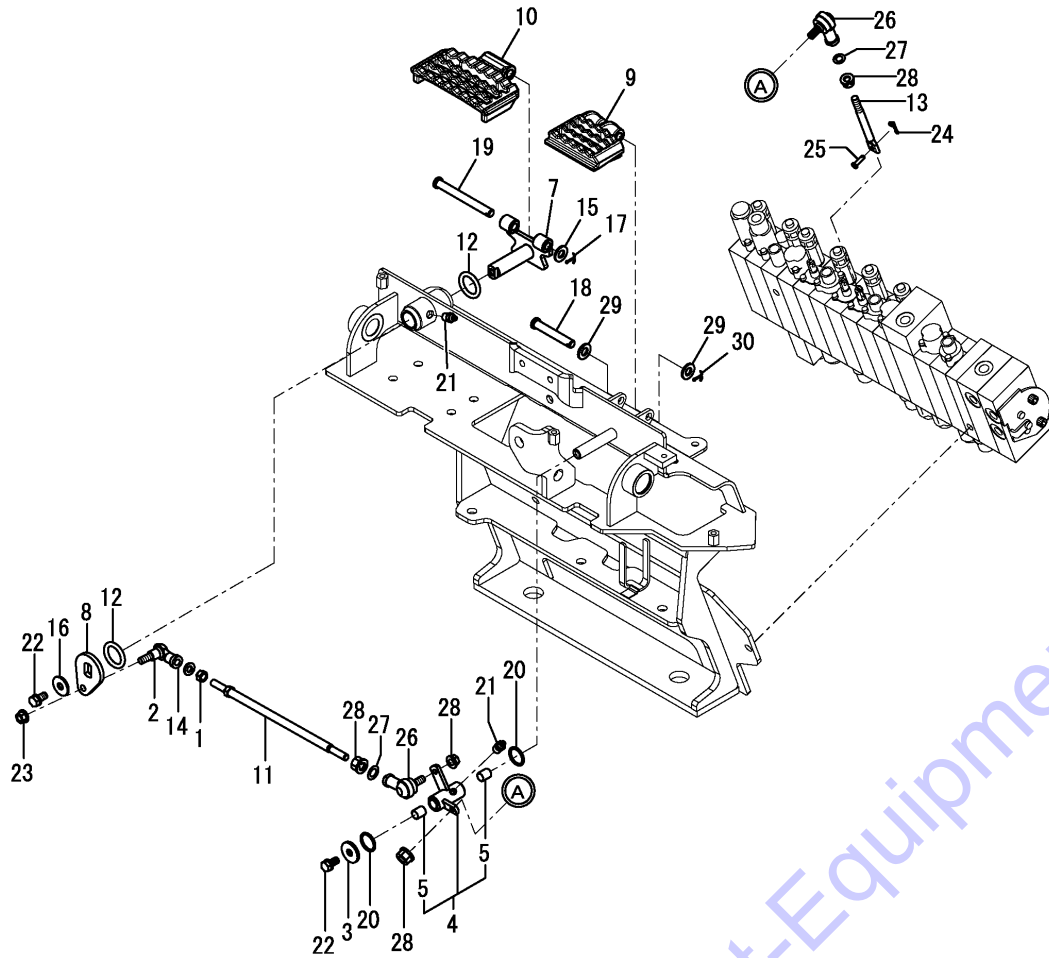


(A)=VIO45-5B(US)  
 (B)=VIO45-5B(AS)  
 (C)=VIO45-5B(NZ)

(D)=VIO45-5B(SG)  
 (E)=  
 (F)=

REF.	LEV.	PARTS NO.	DESCRIPTION	Q'TY						I	R
				(A)	(B)	(C)	(D)	(E)	(F)		
1	1	172164-45970	GRIP, BLADE	1	1	1	1				
2	1	172A46-45350	LEVER, BLADE	1	1	1	1				
3	1	172A47-74700	VALVE ASSY, BLADE	1	1	1	1				
4	2	172A47-74710	COVER	1	1	1	1				
5	2	172A47-74720	PLUG	2	2	2	2				
6	2	172A47-74730	PACKING	2	2	2	2				
7	2	172A47-74740	O-RING	2	2	2	2				
8	2	172A47-74750	ROD, PUSH	2	2	2	2				
9	2	172A47-74760	SHIM	2	2	2	2				
10	2	172A47-74770	RO PLUG	1	1	1	1				
11	2	172A47-74780	O-RING	1	1	1	1				
12	2	172A47-74790	SCREW, HEX. S.H.C	2	2	2	2				
13	2	172A47-74800	SEAT, SPRING	2	2	2	2				
14	2	172A47-74810	WASHER	2	2	2	2				
15	2	172A47-74820	SPRING	2	2	2	2				
16	2	172A47-74830	SPRING	2	2	2	2				
17	2	172A47-74840	CAM SHAFT	1	1	1	1				
18	2	172A47-74850	BUSH	2	2	2	2				
19	2	172A47-74860	CAM	1	1	1	1				
20	2	172A47-74870	BALL, STEEL	2	2	2	2				
21	2	172A47-74880	SET SCREW	1	1	1	1				
22	2	172A47-74890	BELLOWS	1	1	1	1				
23	1	26013-080162	BOLT W/WASHER M8X16	2	2	2	2				
24	1	26013-080202	BOLT W/WASHER M8X20	2	2	2	2				

Fig.26. SWING PEDAL



(A)=VIO45-5B(US)  
 (B)=VIO45-5B(AS)  
 (C)=VIO45-5B(NZ)

(D)=VIO45-5B(SG)  
 (E)=  
 (F)=

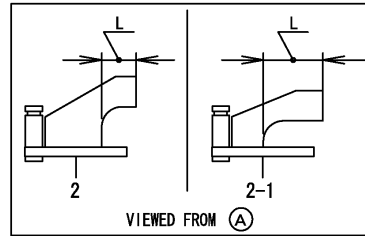
REF.	LEV.	PARTS NO.	DESCRIPTION	Q'TY						I	R
				(A)	(B)	(C)	(D)	(E)	(F)		
1	1	194200-37780	LS-NUT 8	1	1	1	1				
2	1	172734-41300	BALL, LINK	1	1	1	1				
2-1	1	1E6740-64200	BALL BL8DL, LINK	1	1	1	1				R
3	1	(A=M53079) 1A1040-43900	SPRING WASHER	1	1	1	1				
4	1	(B=M53079) 172A47-45200	LINK ASSY, SWING	1	1	1	1				
5	2	(C=M53079) 172141-41360	BUSH 1415	2	2	2	2				
7	1	(D=M53079) 172A47-45260	PIN ASSY, SWING	1	1	1	1				
8	1	172A47-45300	PLATE, SWING	1	1	1	1				
9	1	172A47-45420	PEDAL	1	1	1	1				
10	1	172A47-45430	PEDAL	1	1	1	1				
11	1	172142-45870	ROD	1	1	1	1				
12	1	172124-46200	O-RING 27X5.7	2	2	2	2				
13	1	172162-46210	ROD 98.5	1	1	1	1				
14	1	22117-080000	WASHER 8	1	1	1	1				
15	1	22137-100000	WASHER 10,POLISHED	1	1	1	1				
16	1	22157-080000	WASHER 8	1	1	1	1				
17	1	22417-200200	COTTER PIN 2.0X20	1	1	1	1				
18	1	22487-100600	PIN, H10X60	1	1	1	1				
19	1	22487-100900	PIN, H10X90	1	1	1	1				
20	1	24311-000210	O-RING 1A P-21.0	2	2	2	2				
21	1	24761-020000	NIPPLE PT1/8,GREASE	2	2	2	2				
22	1	26013-080162	BOLT W/WASHER M8X16	2	2	2	2				
23	1	26051-080002	NUT M 8	1	1	1	1				
24	1	1C6281-52310	PIN 6,COME-OFF SNAP	1	1	1	1				
25	1	933110-54100	PIN 4.75X14	1	1	1	1				
26	1	172122-46590	ELBALL	2	2	2	2				
27	1	22117-080000	WASHER 8	2	2	2	2				
28	1	26051-080002	NUT M 8	4	4	4	4				
29	1	22137-100000	WASHER 10,POLISHED	2	2	2	2				
30	1	22417-200200	COTTER PIN 2.0X20	1	1	1	1				

Go to Discount-Equipment.com

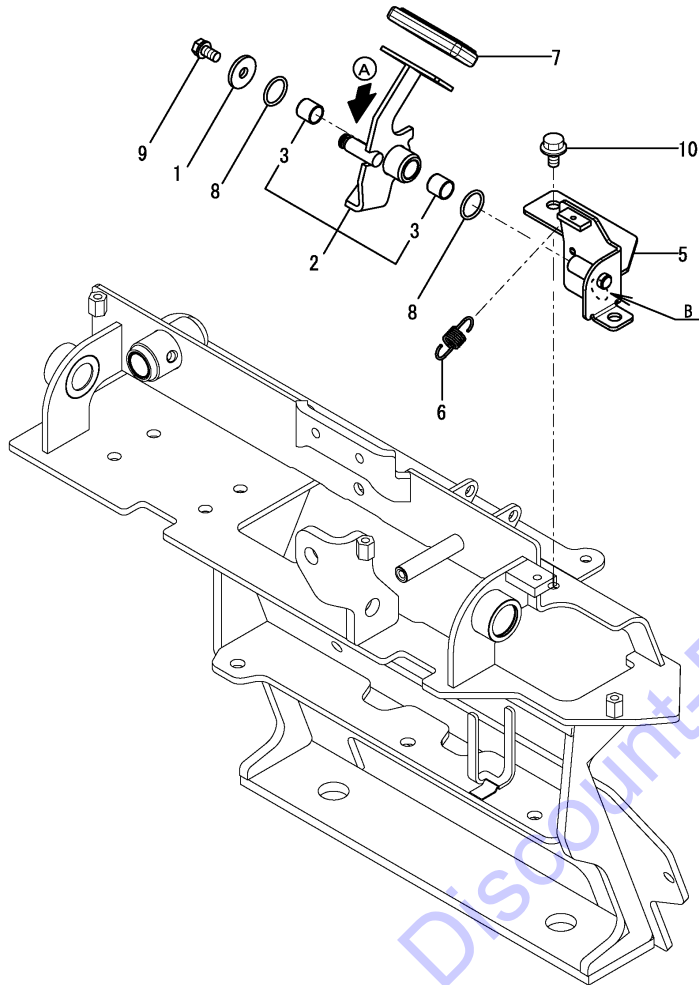
Fig.27. LOW-HIGH PEDAL

(A)=VIO45-5B(US)  
 (B)=VIO45-5B(AS)  
 (C)=VIO45-5B(NZ)

(D)=VIO45-5B(SG)  
 (E)=  
 (F)=



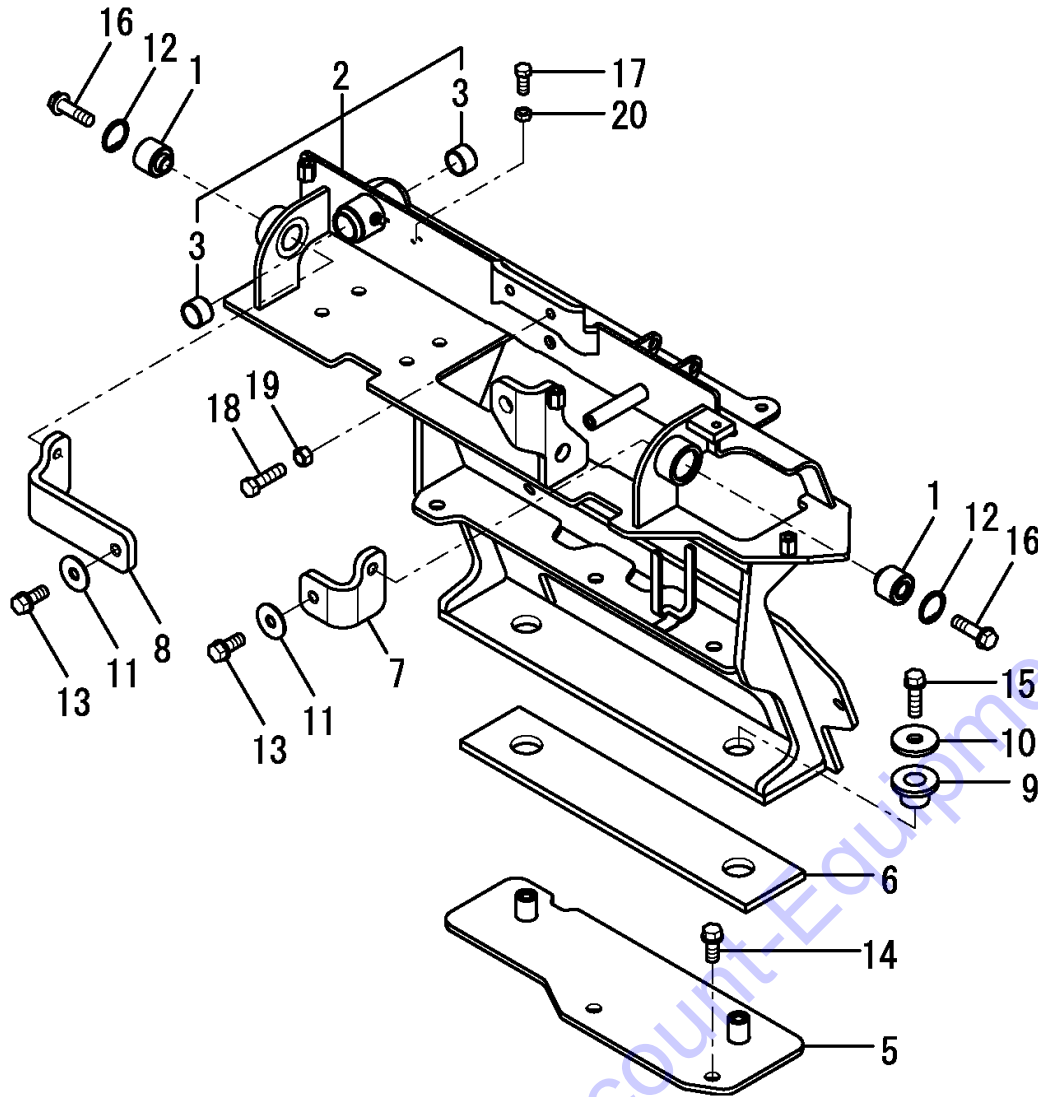
REF.	LEV.	PARTS NO.	DESCRIPTION	Q'TY						I	R
				(A)	(B)	(C)	(D)	(E)	(F)		
1	1	1A1040-43900	SPRING WASHER	1	1	1	1				
2	1	172A47-45501	PEDAL ASSY, 2 SPEED	1	1	1	1				1
2-1	1	172A47-45502	PEDAL ASSY,2SPEED	1	1	1	1				S 1
3	2	172141-41360	BUSH 1415	2	2	2	2				
5	1	172A47-45531	BRACKET ASSY, 2SPEED	1	1	1	1				2
5-1	1	172A47-45532	BRACKET ASSY,2SPEED	1	1	1	1				S 2
6	1	172A47-45580	SPRING,2SPEED	1	1	1	1				
7	1	172458-45950	PAD,PEDAL	1	1	1	1				
8	1	24311-000210	O-RING 1A P-21.0	2	2	2	2				
9	1	26013-080162	BOLT W/WASHER M8X16	1	1	1	1				
10	1	26106-080162	BOLT M 8X 16 PLATED	2	2	2	2				



Remarks

- (1)L=Ref.No.2:17mm, No.2-1:35mm.
- (2)B part hole diameter=Ref.No.5:19mm ,No.5-1:21mm.

Fig.28. VALVE PLATE(US : TO M58000,AS,NZ,SG)



(A)=VIO45-5B(US)  
(B)=VIO45-5B(AS)  
(C)=VIO45-5B(NZ)

(D)=VIO45-5B(SG)  
(E)=  
(F)=

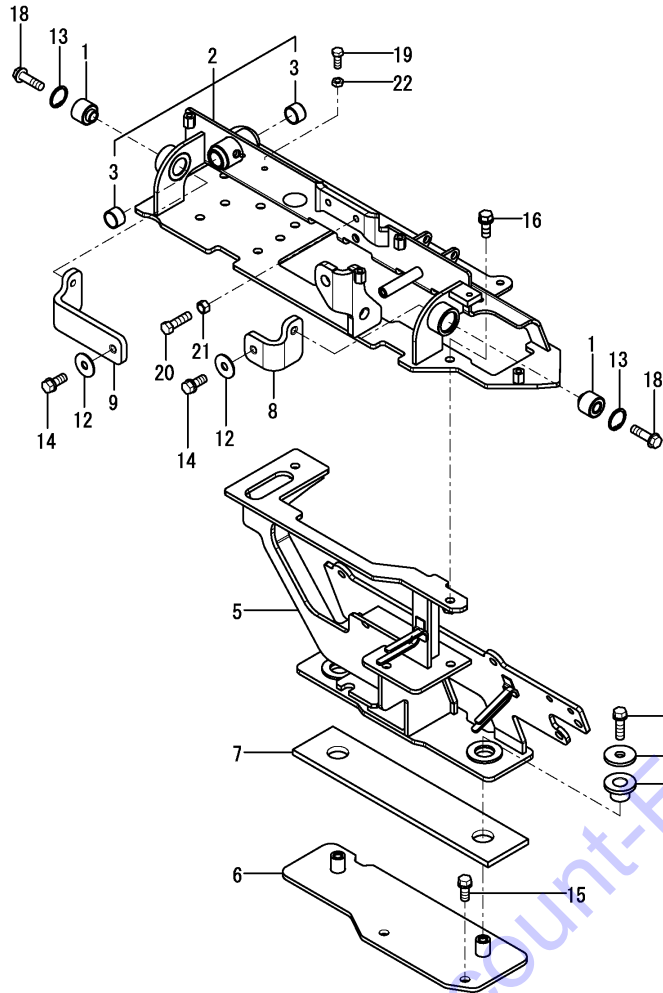
REF.	LEV.	PARTS NO.	DESCRIPTION	Q'TY						I	R
				(A)	(B)	(C)	(D)	(E)	(F)		
1	1	172165-45490	CUSHION	2	2	2	2				
2	1	172A47-45601	MOUNT ASSY, LINK	1	1	1	1				
3	2	172141-41370	BUSH 2015	2	2	2	2				
5	1	172A47-45800	BRACKET ASSY, DAMPER	1	1	1	1				
6	1	172A47-45840	PAD,ABSOBER	1	1	1	1				
7	1	172A47-45870	STAY, DAMPER	1	1	1	1				
8	1	172A47-45880	STAY, DAMPER	1	1	1	1				
9	1	172478-68870	GROMMET 18X24X40	2	2	2	2				
10	1	172478-68890	WASHER 12X40X4.5	2	2	2	2				
11	1	22157-100000	WASHER 10	2	2	2	2				
12	1	22252-000280	CIRCLIP 28	2	2	2	2				
13	1	26013-100252	BOLT W/WASHER M10X25	2	2	2	2				
14	1	26013-100252	BOLT W/WASHER M10X25	2	2	2	2				
15	1	26013-100352	BOLT M10X 35	2	2	2	2				
16	1	26106-100352	BOLT M10X 35 PLATED	2	2	2	2				
17	1	26116-080204	BOLT M 8X 20 PLATED	2	2	2	2				
18	1	26116-100354	BOLT M10X 35 PLATED	2	2	2	2				
18-1	1	26116-100304	BOLT M10X 30 PLATED	2	2	2	2				N
(A=M53185) (B=M53185) (C=M53185) (D=M53185)											
19	1	26716-100002	NUT 10	2	2	2	2				
20	1	26756-080002	LOCK NUT M 8 PLATED	2	2	2	2				



Fig.103. (28A)VALVE PLATE(US : FROM M58001)

(A)=VIO45-5B(US)  
 (B)=VIO45-5B(AS)  
 (C)=VIO45-5B(NZ)

(D)=VIO45-5B(SG)  
 (E)=  
 (F)=



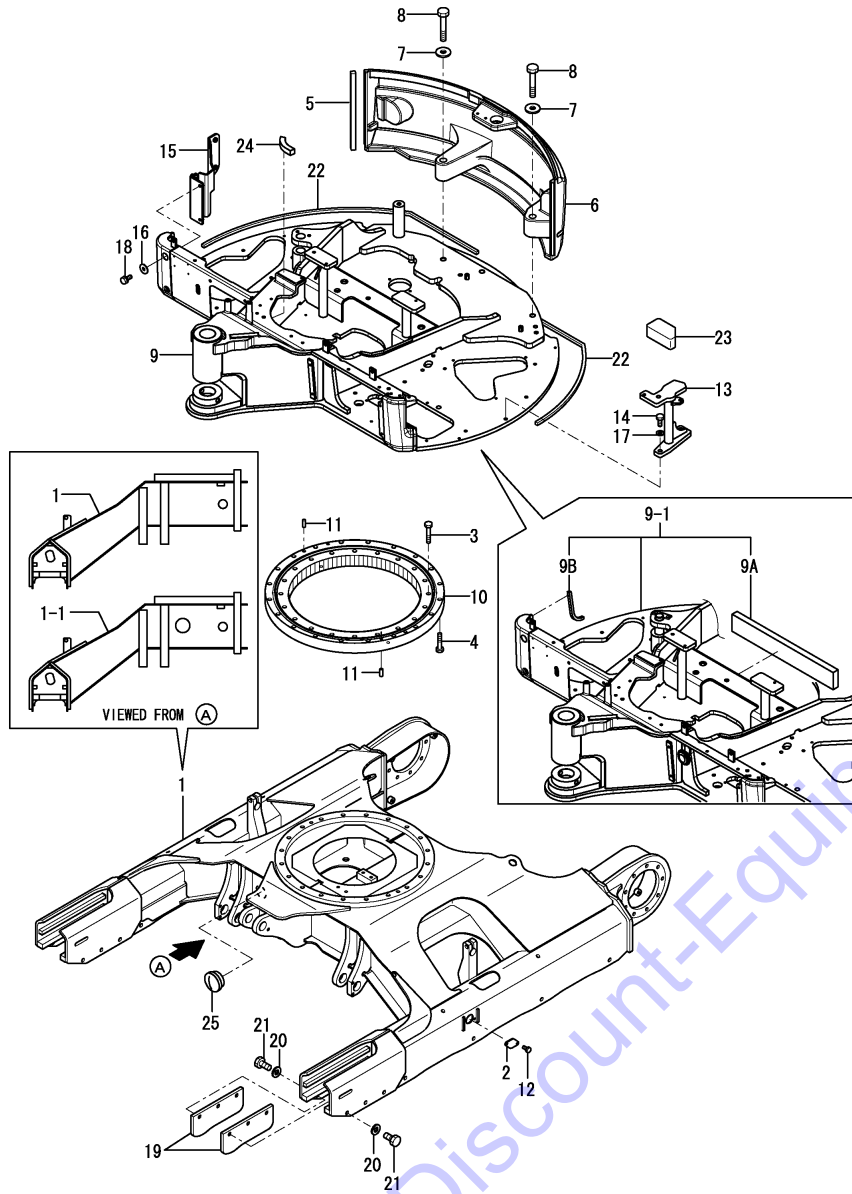
REF.	LEV.	PARTS NO.	DESCRIPTION	Q'TY						I	R
				(A)	(B)	(C)	(D)	(E)	(F)		
1	1	172165-45490	CUSHION	2							
2	1	172A79-45591	MOUNT ASSY, LINK	1							
3	2	172141-41370	BUSH 2015	2							
5	1	172A79-45661	BRACKET ASSY, CV	1							
6	1	172A47-45800	BRACKET ASSY, DAMPER	1							
7	1	172A47-45840	PAD, ABSORBER	1							
8	1	172A47-45870	STAY, DAMPER	1							
9	1	172A47-45880	STAY, DAMPER	1							
10	1	172478-68870	GROMMET 18X24X40	2							
11	1	172478-68890	WASHER 12X40X4.5	2							
12	1	22157-100000	WASHER 10	2							
13	1	22252-000280	CIRCLIP 28	2							
14	1	26013-100252	BOLT W/WASHER M10X25	2							
15	1	26013-100252	BOLT W/WASHER M10X25	2							
16	1	26013-100252	BOLT W/WASHER M10X25	2							
17	1	26013-100352	BOLT M10X 35	2							
18	1	26106-100352	BOLT M10X 35 PLATED	2							
19	1	26116-080204	BOLT M 8X 20 PLATED	2							
20	1	26116-100304	BOLT M10X 30 PLATED	2							
21	1	26716-100002	NUT 10	2							
22	1	26756-080002	LOCK NUT M 8 PLATED	2							

Go to Discount-Equipment.com

Fig.29. FRAME & TURNING BEARING

(A)=VIO45-5B(US)  
(B)=VIO45-5B(AS)  
(C)=VIO45-5B(NZ)

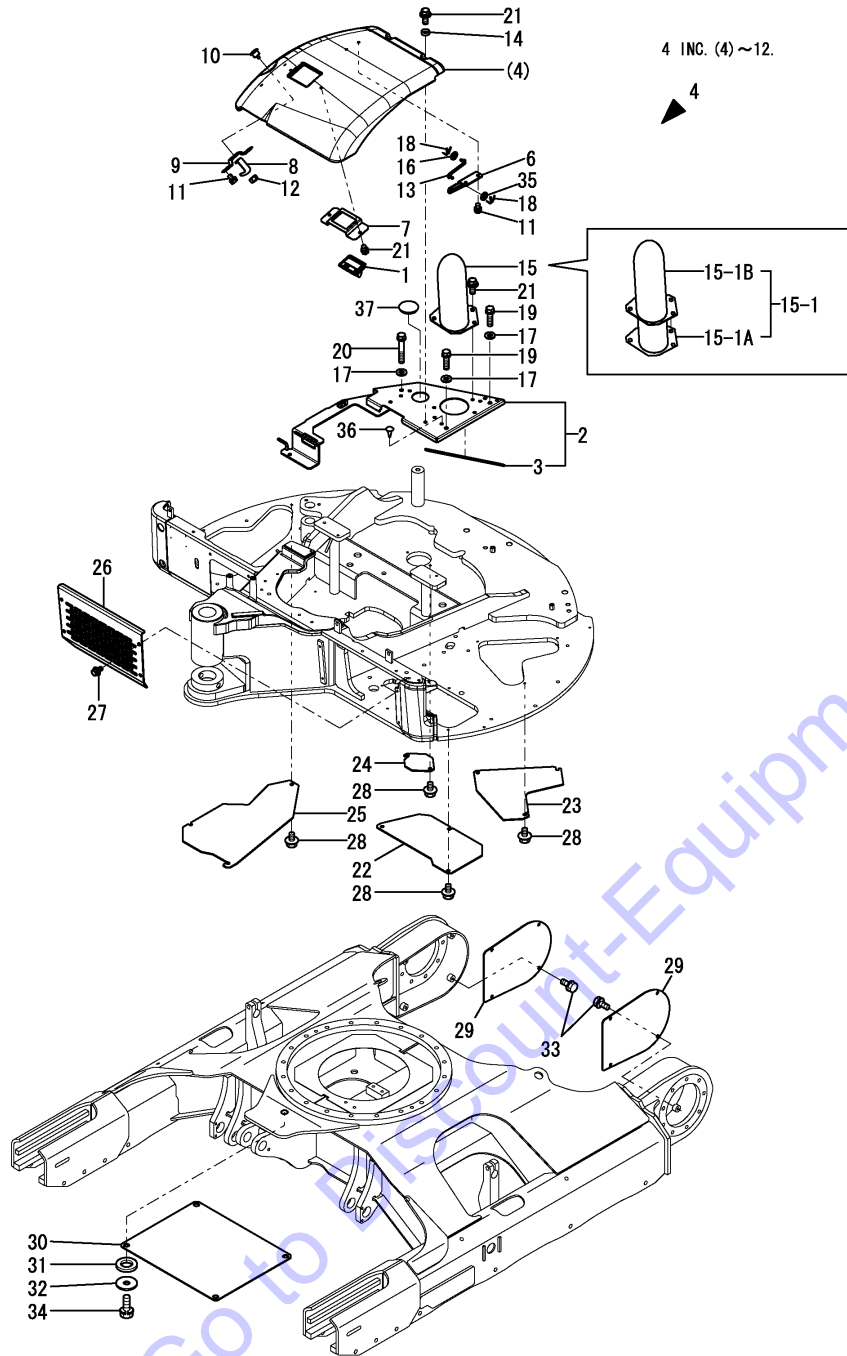
(D)=VIO45-5B(SG)  
(E)=  
(F)=



REF.	LEV.	PARTS NO.	DESCRIPTION	Q'TY						I	R
				(A)	(B)	(C)	(D)	(E)	(F)		
1	1	172460-50103	FRAME ASSY, LOWER	1	1	1	1				
1-1	1	172460-50104	FRAME ASSY,LOWER(49)	1	1	1	1				S
		(A=M/#53168) (B=M/#53168) (C=M/#53168) (D=M/#53168)									
2	1	172458-50480-2	COVER, FRAME	2	2	2	2				
3	1	172455-57650	BOLT 16X90	20	20	20	20				
4	1	172455-57661	BOLT 16X80	20	20	20	20				
4-1	1	172A79-57660	BOLT 10.9 16X80	20	20	20	20				N
		(A=M53133) (B=M53133) (C=M53133) (D=M53133)									
5	1	172A47-53320	SEAL,WEIGHT	1	1	1	1				
6	1	172A47-53310	WEIGHT, COUNTER	1	1	1	1				
7	1	172187-53321	WASHER 24.5X65X8	2	2	2	2				
8	1	172455-53331	BOLT 24X140	2	2	2	2				
9	1	172A47-54101	FRAME ASSY, TURNING	1	1	1	1				1
9-1	1	172A78-54090	FRAME ASSY,TURNING	1	1	1	1				N 1
		(A=M53321) (B=M53321) (C=M53321) (D=M53321)									
9A	2	172A78-54070	EV ,TF	1	1	1	1				W
		(A=M53321) (B=M53321) (C=M53321) (D=M53321)									
9B	2	172A78-54080	SEAL,185	1	1	1	1				W
		(A=M53321) (B=M53321) (C=M53321) (D=M53321)									
9D	1	172156-03740	LABEL, GREASE	1	1	1	1				2
10	1	172445-57600	BEARING,TURNING	1	1	1	1				
11	1	172122-57620	PARALLEL PIN 13X36	4	4	4	4				
12	1	26106-100122	BOLT M10X 12 PLATED	4	4	4	4				
13	1	172A47-54530	BOSS ASSY,L	1	1	1	1				
14	1	26116-160402	BOLT M16X 40 PLATED	2	2	2	2				
15	1	172A47-65911	HINGE ASSY,RF	1	1	1	1				
16	1	22157-100000	WASHER 10	2	2	2	2				
16-1	1	22137-100000	WASHER 10,POLISHED	2	2	2	2				N
		(A=M53001) (B=M53001) (C=M53001) (D=M53001)									
17	1	22217-160000	SPRING WASHER 16	2	2	2	2				
18	1	26013-100202	BOLT W/WASHER M10X20	2	2	2	2				
18-1	1	26013-100402	BOLT M10X 40	2	2	2	2				N
		(A=M53001) (B=M53001) (C=M53001) (D=M53001)									
19	1	172423-50810-3	GUARD, CRAWLER	4	4	4	4				3
20	1	22217-160000	SPRING WASHER 16	12	12	12	12				3
21	1	26116-160352	BOLT M16X 35 PLATED	12	12	12	12				3
22	1	172A47-54600	SEAL, 1360	1	1	1	1				
23	1	172A78-53350	WEIGHT	1	1	1	1				Z
		(A=M/#53001) (B=M/#53001) (C=M/#53001) (D=M/#53001)									
24	1	172A47-54620	EV A,FRAME	1	1	1	1				W
		(A=M53163) (B=M53163) (C=M53163) (D=M53163)									
25	1	172141-50890	GROMMET	1	1	1	1				W
		(A=M53079) (B=M53079) (C=M53079) (D=M53079)									

Remarks  
 (1)Please use this part with following labels at the same time.  
 Ref.No.9D.  
 (2)Labels are not illustrated.  
 (3)Iron crawler spec.

Fig.30. COVER(FRAME)



OCS10-G51801 30. COVER(FRAME)

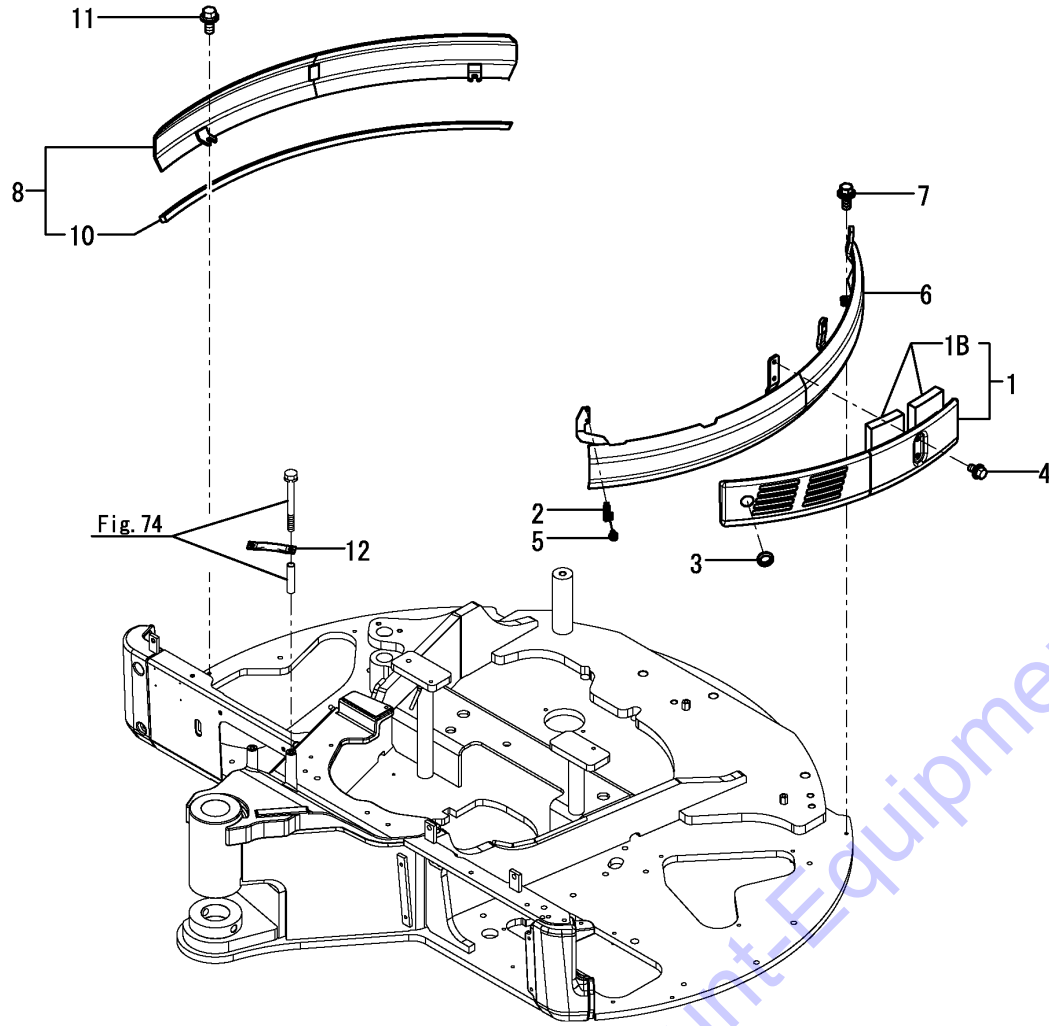
(A)=VIO45-5B(US)  
(B)=VIO45-5B(AS)  
(C)=VIO45-5B(NZ)

(D)=VIO45-5B(SG)  
(E)=  
(F)=

REF.	LEV.	PARTS NO.	DESCRIPTION	Q'TY						I	R
				(A)	(B)	(C)	(D)	(E)	(F)		
1	1	172187-61421	HANDLE, LOCK	1	1	1	1				
2	1	172A47-61690-2	COVER ASSY, MUFFLER	1	1	1	1				
2-1	1	172A47-61690-Y	COVER ASSY, MUFFLER	1	1	1	1				S
3	2	172A47-61790	SEAL	1	1	1	1				
4	1	172A47-61310-1	COVER ASSY	1	1	1	1				
4-1	1	172A47-61311	COVER B ASSY,YER	1	1	1	1				N
4-2	1	172A79-61810	COVER ASSY,B Y	1	1	1	1				S
6	2	172A47-61931	GUIDE, STOPPER	1	1	1	1				
7	2	172A47-61940	STAY, CATCH	1	1	1	1				
8	2	172A47-61950	STAY, KEY	1	1	1	1				
9	2	172A47-61960	PLATE, LOCK	1	1	1	1				
10	2	172164-66170	KEY ASSY, CYLINDER	1	1	1	1				
11	2	26013-080122	BOLT	6	6	6	6				
12	2	26347-100002	NUT	1	1	1	1				
13	1	172444-65190	ROD ASSY, STOPPER	1	1	1	1				
14	1	172A47-65550	COLLAR	2	2	2	2				
15	1	172460-65601	COVER ASSY, TAIL	1	1	1	1				
15-1	1	172A78-61600	COVER ASSY, TAIL	1	1	1	1				S
15-1A	2	172A78-61610	COVER A ASSY, TAIL	1	1	1	1				W
15-1B	2	172A78-61650	COVER B ASSY, TAIL	1	1	1	1				W
16	1	22137-080000	WASHER	1	1	1	1				
17	1	22137-100000	WASHER	3	3	3	3				
18	1	22417-200200	PIN, COTTER	2	2	2	2				
19	1	26013-100352	BOLT	2	2	2	2				
20	1	26013-100602	BOLT	1	1	1	1				
21	1	26014-100252	BOLT	6	6	6	6				
22	1	172A47-61400	COVER, VALVE STAND	1	1	1	1				
23	1	172A47-61411	COVER, VALVE STAND	1	1	1	1				
24	1	172A47-61420	COVER, OIL SUMP	1	1	1	1				
25	1	172A47-61430	COVER, FUEL	1	1	1	1				
26	1	172A47-61440	COVER, VALVE	1	1	1	1				
27	1	26014-080162	BOLT	4	4	4	4				
28	1	26106-100162	BOLT	11	11	11	11				
29	1	172460-61100-3	COVER, MOTOR	2	2	2	2				
30	1	172460-61120-2	COVER	1	1	1	1				
30-1	1	172460-61121	COVER	1	1	1	1				N
31	1	172162-61500	TRIM	4	4	4	4				
32	1	22157-120000	WASHER	4	4	4	4				
33	1	26013-100202	BOLT	8	8	8	8				
34	1	26013-120302	BOLT	4	4	4	4				
35	1	1A1380-62160	WASHER	1	1	1	1				W
36	1	172122-17190	CLIP, TREE	4	4	4	4				
37	1	172730-61890	CAP, ENGINE COVER	1	1	1	1				

N:Old  $\frac{Yes}{No}$  New, Q:Old  $\frac{No}{Yes}$  New, R:Old  $\frac{Yes}{Yes}$  New, S:Old  $\frac{No}{No}$  New, W:Add, Z:Discontinued, F:Interchangeable by set, K:Q'ty Change  
(C)Copyrights YANMAR CO.,LTD.

Fig.31. MULTI COVER & FRAM GUARD



(A)=VIO45-5B(US)  
(B)=VIO45-5B(AS)  
(C)=VIO45-5B(NZ)

(D)=VIO45-5B(SG)  
(E)=  
(F)=

REF.	LEV.	PARTS NO.	DESCRIPTION	Q'TY						I	R
				(A)	(B)	(C)	(D)	(E)	(F)		
1	1	172A47-61220-2	COVER ASSY, MULTI	1	1	1	1				
1-1	1	172A77-61220-2	COVER ASSY, MULTI	1	1	1	1				N
		(A=M53001) (B=M53001) (C=M53001) (D=M53001)									
1-2	1	172A47-61220-2	COVER ASSY, MULTI	1	1	1	1				N
		(A=M53057) (B=M53057) (C=M53057) (D=M53057)									
1-3	1	172A47-61220-Y	COVER ASSY, MULTI	1	1	1	1				S
		(A=M58501) (B=M54001) (C=M54001) (D=M54001)									
1B	2	172A77-61230	SPONGE	2	2	2	2				W
		(A=M53001) (B=M53001) (C=M53001) (D=M53001)									
1B-1	2	172A77-61230	SPONGE	2	2	2	2				Z
		(A=M53057) (B=M53057) (C=M53057) (D=M53057)									
2	1	198220-61480	HOLDER, ROD	1	1	1	1				
3	1	172137-66230	GROMMET	1	1	1	1				
4	1	26014-080162	BOLT	2	2	2	2				
5	1	26023-050102	SCREW	2	2	2	2				
6	1	172A47-61010	GUARD, FRAME	1	1	1	1				1
6A	1	172437-03352	LABEL, CYLINDER	1	1	1	1				3
7	1	26014-100252	BOLT	2	2	2	2				
8	1	172A47-61001	GUARD, FRAME	1	1	1	1				2
10	2	172458-54750	SEAL	1	1	1	1				
10A	1	172437-03352	LABEL, CYLINDER	1	1	1	1				3
11	1	26014-100252	BOLT	2	2	2	2				
12	1	172A47-79150	PIPE, GUIDE	1	1	1	1				Z
		(A=M53191) (B=M53191) (C=M53191) (D=M53191)									

Remarks

(1)Please use this part with following labels at the same time.  
Ref.No.6A.

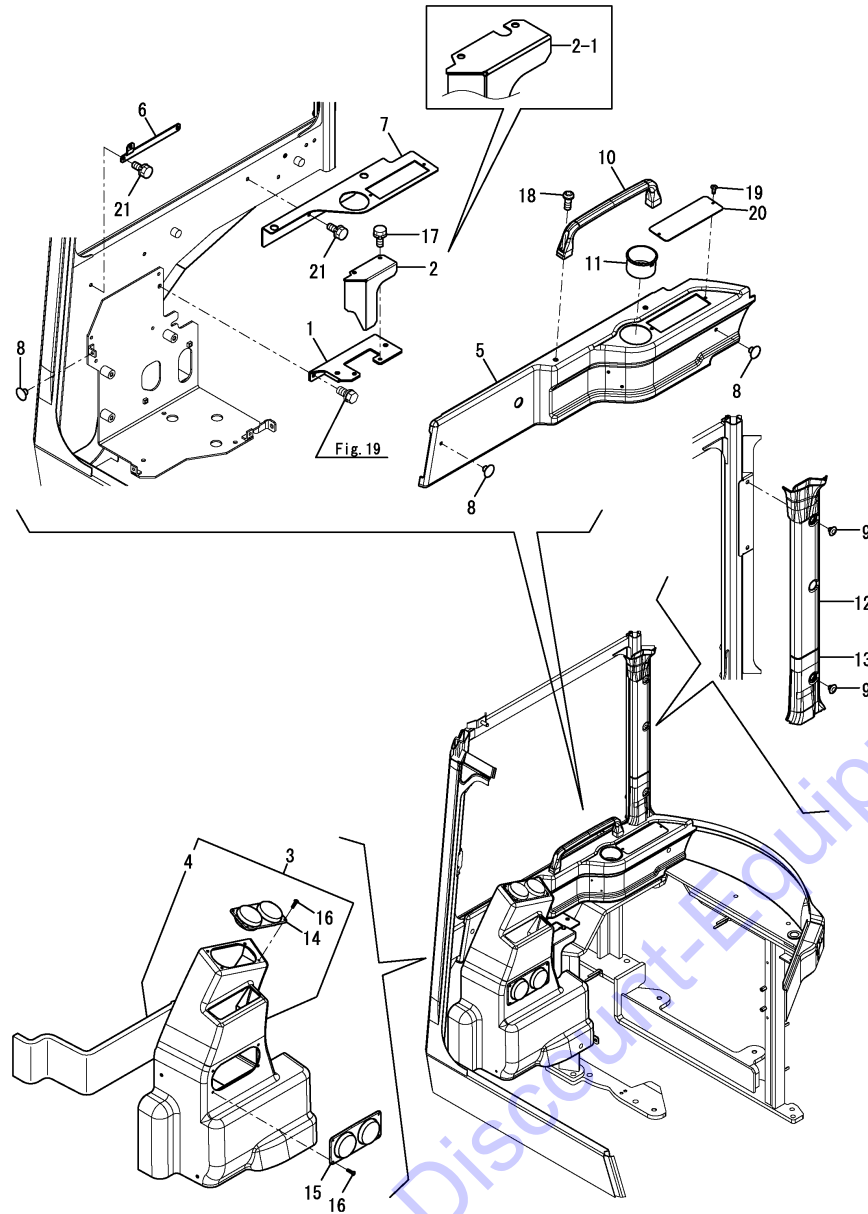
(2)Please use this part with following labels at the same time.  
Ref.No.10A.

(3)Labels are not illustrated.

Fig.32. COVER(CABIN : 1)(TO M53273)

(A)=VIO45-5B(US)  
 (B)=VIO45-5B(AS)  
 (C)=VIO45-5B(NZ)

(D)=VIO45-5B(SG)  
 (E)=  
 (F)=



REF.	LEV.	PARTS NO.	DESCRIPTION	Q'TY						I	R
				(A)	(B)	(C)	(D)	(E)	(F)		
1	1	172A47-18270-1	BRACKET ASSY	1	1	1	1				
2	1	172A47-18280	COVER	1	1	1	1				
2-1	1	172A47-18281	COVER,BR	1	1	1	1				S
3	1	172A47-61490	COVER ASSY,CAB F	1	1	1	1				1
4	2	172A47-61530	EV,COVER CAB F	1	1	1	1				
4B	1	172437-03343	LABEL, TRANSPORT US	1	1	1	1				2
5	1	172A47-61511	COVER,CAB S	1	1	1	1				
6	1	172A47-63190	STAY F ASSY,SIDE	1	1	1	1				
7	1	172A47-63220-1	STAY ASSY, TUBE	1	1	1	1				
8	1	1A6260-64200	CLIP	5	5	5	5				
9	1	172458-64600	CLIP 11	3	3	3	3				
10	1	172176-67181	GRIP	1	1	1	1				
11	1	172176-67880	HOLDER	1	1	1	1				
12	1	172458-68990	COVER A RB PILLER	1	1	1	1				
12-1	1	172458-68991	RB PILLAR COVER A	1	1	1	1				N
13	1	172458-69000	COVER B RB PILLER	1	1	1	1				
14	1	1E8545-80940	GRILLE	1	1	1	1				
15	1	197821-88070	GRILLE	1	1	1	1				
16	1	22869-400160	SCREW	8	8	8	8				
17	1	26013-080162	BOLT W/WASHER M8X16	2	2	2	2				
18	1	26557-080202	SCREW, M8X20	2	2	2	2				
19	1	26033-040202	SCREW M 4X20	2	2	2	2				
20	1	172A47-18930	COVER, RADIO	1	1	1	1				
21	1	26013-080202	BOLT W/WASHER M8X20	4	4	4	4				

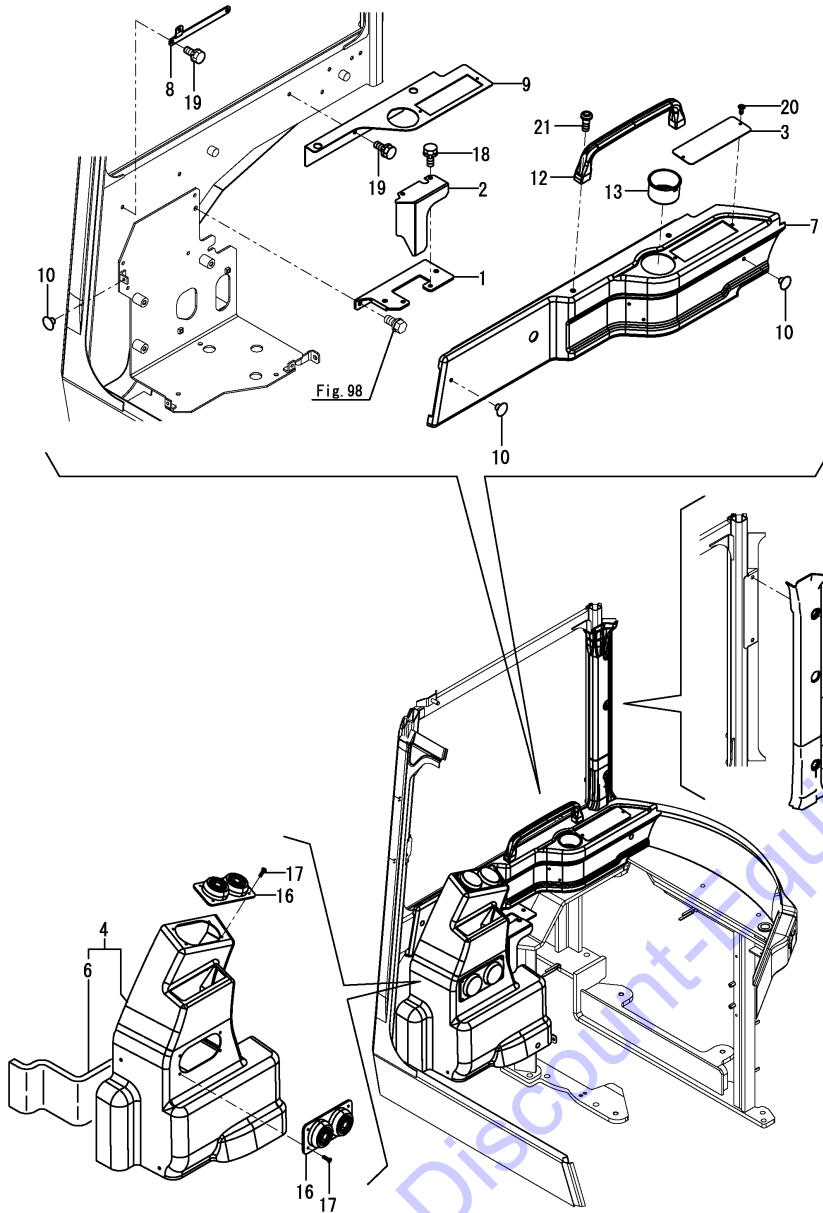
Remarks

- (1)Please use this part with following labels at the same time. Ref.No.4B.
- (2)Labels are not illustrated.

Fig.99. (32A)COVER(CABIN : 1)(FROM M53274)

(A)=VIO45-5B(US)  
 (B)=VIO45-5B(AS)  
 (C)=VIO45-5B(NZ)

(D)=VIO45-5B(SG)  
 (E)=  
 (F)=



REF.	LEV.	PARTS NO.	DESCRIPTION	Q'TY						I	R
				(A)	(B)	(C)	(D)	(E)	(F)		
1	1	172A47-18270-1	BRACKET ASSY	1	1	1	1				
2	1	172A47-18281	COVER,BR	1	1	1	1				
3	1	172A47-18930-1	COVER_RADIO	1	1	1	1				
4	1	172A47-61491	COVER ASSY,CAB F	1	1	1	1				1
6	2	172A47-61530	EV,COVER CAB F	1	1	1	1				
6A	1	172437-03343	LABEL, TRANSPORT US	1	1	1	1				2
7	1	172A47-61511	COVER,CAB S	1	1	1	1				
8	1	172A47-63190	STAY F ASSY,SIDE	1	1	1	1				
9	1	172A47-63220-1	STAY ASSY, TUBE	1	1	1	1				
10	1	1A6260-64200	CLIP	5	5	5	5				
11	1	172458-64600	CLIP 11	3	3	3	3				
12	1	172176-67181	GRIP	1	1	1	1				
13	1	172176-67880	HOLDER	1	1	1	1				
14	1	172458-68991	RB PILLAR COVER A	1	1	1	1				
15	1	172458-69000	COVER B RB PILLER	1	1	1	1				
16	1	1E8545-80090	GRILLE,ROUND	2	2	2	2				
17	1	22857-500160	SCREW 5X16	8	8	8	8				
18	1	26013-080162	BOLT W/WASHER M8X16	2	2	2	2				
19	1	26013-080202	BOLT W/WASHER M8X20	4	4	4	4				
20	1	26033-040202	SCREW M 4X20	2	2	2	2				
21	1	26557-080202	SCREW, M8X20	2	2	2	2				

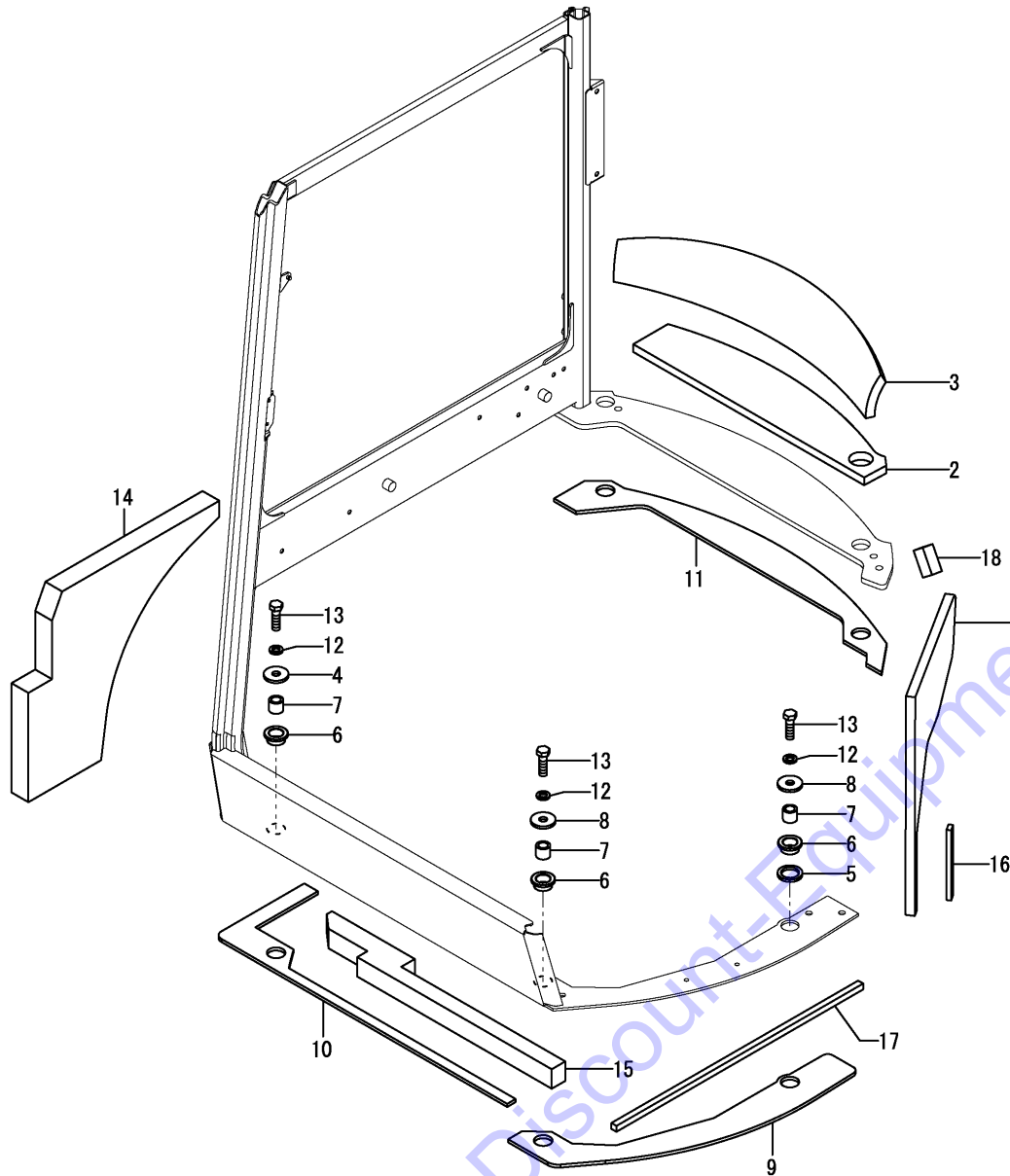
Remarks

- (1)Please use this part with following labels at the same time. Ref.No.6A.
- (2)Labels are not illustrated.

Fig.33. COVER(CABIN : 2)

(A)=VIO45-5B(US)  
 (B)=VIO45-5B(AS)  
 (C)=VIO45-5B(NZ)

(D)=VIO45-5B(SG)  
 (E)=  
 (F)=

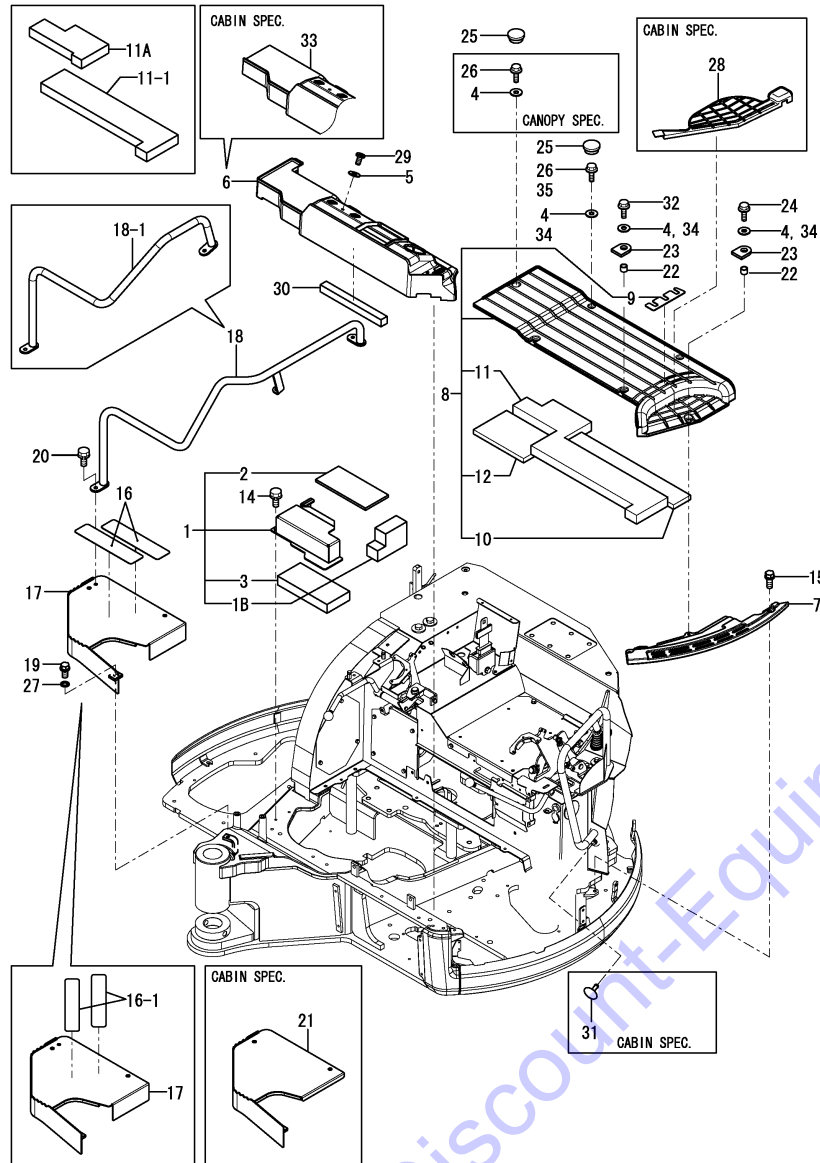


REF.	LEV.	PARTS NO.	DESCRIPTION	Q'TY						I	R
				(A)	(B)	(C)	(D)	(E)	(F)		
1	1	172A47-68820	EV,CABIN C	1	1	1	1				
2	1	172A47-68830	EV,CABIN A	1	1	1	1				
3	1	172A47-68840	EV,CABIN B	1	1	1	1				
4	1	172A47-68850	WASHER60X17X6	1	1	1	1				
5	1	172A47-68860	WASHER52X38X6	1	1	1	1				
6	1	172A47-68870	GROMET 30X36X50	5	5	5	5				
7	1	172A47-68880	COLLER 20X30X26	5	5	5	5				
8	1	172A47-68890	WASHER52X17X6	4	4	4	4				
9	1	172A47-68900	PATT A	1	1	1	1				
10	1	172A47-68920	PATT C	1	1	1	1				
11	1	172A47-68930	PATT D	1	1	1	1				
12	1	22217-160000	SPRING WASHER 16	5	5	5	5				
13	1	26076-160552	BOLT 16*55	5	5	5	5				
14	1	172A47-61550	SEAL,CAB RH	1	1	1	1				
15	1	172A47-61560	SEAL,CAB F	1	1	1	1				
16	1	172A47-68940	SEAL(CAB 180	1	1	1	1				
17	1	172A47-68990	SEAL,CAB 730	1	1	1	1				
18	1	172A47-68980	SEAL,CAB 60	1	1	1	1				

Fig.34. STEP & INSTRUMENT PANEL

(A)=VIO45-5B(US)  
(B)=VIO45-5B(AS)  
(C)=VIO45-5B(NZ)

(D)=VIO45-5B(SG)  
(E)=  
(F)=



REF.	LEV.	PARTS NO.	DESCRIPTION	Q'TY						I	R
				(A)	(B)	(C)	(D)	(E)	(F)		
1	1	172A47-62090	STEP ASSY	1	1	1	1				
1B	2	172A47-62330	EV D,COVER	1	1	1	1				W
		(A=M53079) (B=M53079) (C=M53079) (D=M53079)									
2	2	172A47-62280	EV C(STEP	1	1	1	1				
3	2	172A47-62270	EV B(STEP	1	1	1	1				
4	1	1A1380-62160	WASHER	6	6	6	6				3
5	1	172458-62430	WASHER M8	2	2	2	2				
6	1	172A47-62501	FLOOR MAT	1	1	1	1				3
7	1	172A47-62520	PLATE, NON SLIP STEP	1	1	1	1				
8	1	172A47-62550	STEP A ASSY	1	1	1	1				
9	2	172A47-62530	NON SLIP SEAT	1	1	1	1				
10	2	172A47-62261	EV A,STEP	1	1	1	1				
11	2	172A47-62450	EV D,STEP	1	1	1	1				
11-1	2	172A47-62451	EV D1,STEP	1	1	1	1				S 1
		(A=M53133) (B=M53133) (C=M53133) (D=M53133)									
11A	2	172A47-62470	EV D2,STEP	1	1	1	1				W
		(A=M53133) (B=M53133) (C=M53133) (D=M53133)									
12	2	172A47-62460	EV E,STEP	1	1	1	1				
14	1	26013-100202	BOLT W/WASHER M10X20	2	2	2	2				
15	1	26013-100252	BOLT W/WASHER M10X25	2	2	2	2				
16	1	172433-62200	SEAT 7X30	2	2	2	2				
16-1	1	172164-62431	SHEET,NON SLIP50X200	2	2	2	2				F 2
		(A=M53226) (B=M53226) (C=M53226) (D=M53226)									
17	1	172A47-62600	STEP ASSY	1	1	1	1				3
17-1	1	172A47-62601	STEP R ASSY,P(GRAY49	1	1	1	1				N 3
		(A=M53191) (B=M53191) (C=M53191) (D=M53191)									
18	1	172A47-64851	HANDRAIL ASSY	1	1	1	1				3
18-1	1	172A47-64852	HANDRAIL R ASSY (73)	1	1	1	1				S 3
		(A=M53079) (B=M53079) (C=M53079) (D=M53079)									
19	1	26013-100202	BOLT W/WASHER M10X20	3	3	3	3				
20	1	26013-100202	BOLT W/WASHER M10X20	2	2	2	2				3
21	1	172A47-62700	STEP ASSY	1	1	1	1				4
21-1	1	172A47-62701	STEP R ASSY,C	1	1	1	1				N 4
		(A=M53191) (B=M53191) (C=M53191) (D=M53191)									
22	1	172A47-62570	COLLAR 10X12X10	3	3	3	3				
23	1	172A47-62580	PAD ABSOBER,STEP	3	3	3	3				
24	1	26106-080202	BOLT M 8X 20 PLATED	3	3	3	3				
24-1	1	26106-080202	BOLT M 8X 20 PLATED	1	1	1	1				K
		(A=M53231) (B=M53231) (C=M53231) (D=M53231)									
25	1	172A47-62150	CAP,CLIP	3	3	3	3				
26	1	172A47-62660	BOLT 8X20	3	3	3	3				3
27	1	22137-100000	WASHER 10,POLISHED	3	3	3	3				3
28	1	172A47-62410	MAT, FLOOR	1	1	1	1				4
29	1	172137-69850	SCREW	2	2	2	2				
30	1	172A47-62510	EV A,FLOOR MAT	1	1	1	1				W
		(A=M53079) (B=M53079) (C=M53079) (D=M53079)									
31	1	172444-68650	CLIP	1	1	1	1				W 4
		(A=M53001) (B=M53001) (C=M53001) (D=M53001)									
32	1	26106-080202	BOLT M 8X 20 PLATED	2	2	2	2				
32-1	1	26106-080252	BOLT M 8X 25 PLATED	2	2	2	2				N
		(A=M53231) (B=M53231) (C=M53231) (D=M53231)									

Remarks

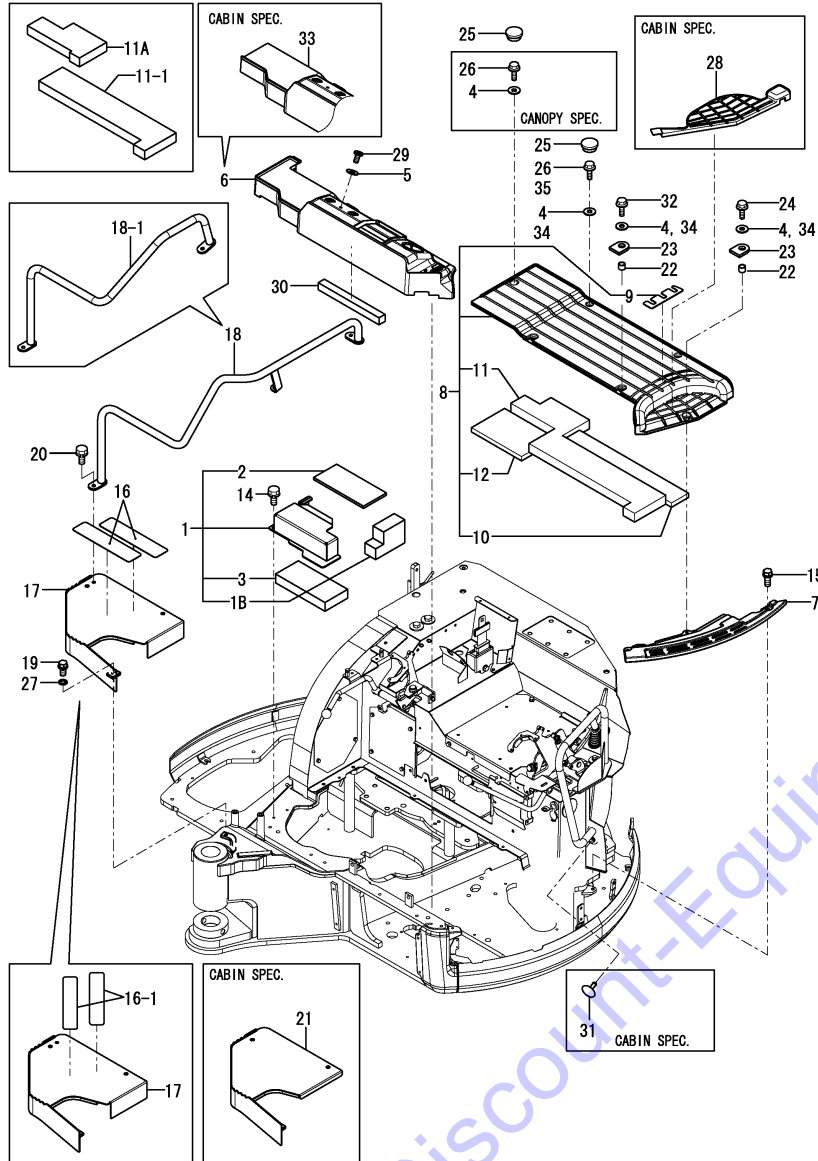
- (1)Interchangeable by simultaneous replacement with Ref.No.11A.
- (2)It is compatibility by exchange in two at the same time.
- (3)Canopy spec.
- (4)Cabin spec.



Fig.34. STEP & INSTRUMENT PANEL

(A)=VIO45-5B(US)  
 (B)=VIO45-5B(AS)  
 (C)=VIO45-5B(NZ)

(D)=VIO45-5B(SG)  
 (E)=  
 (F)=



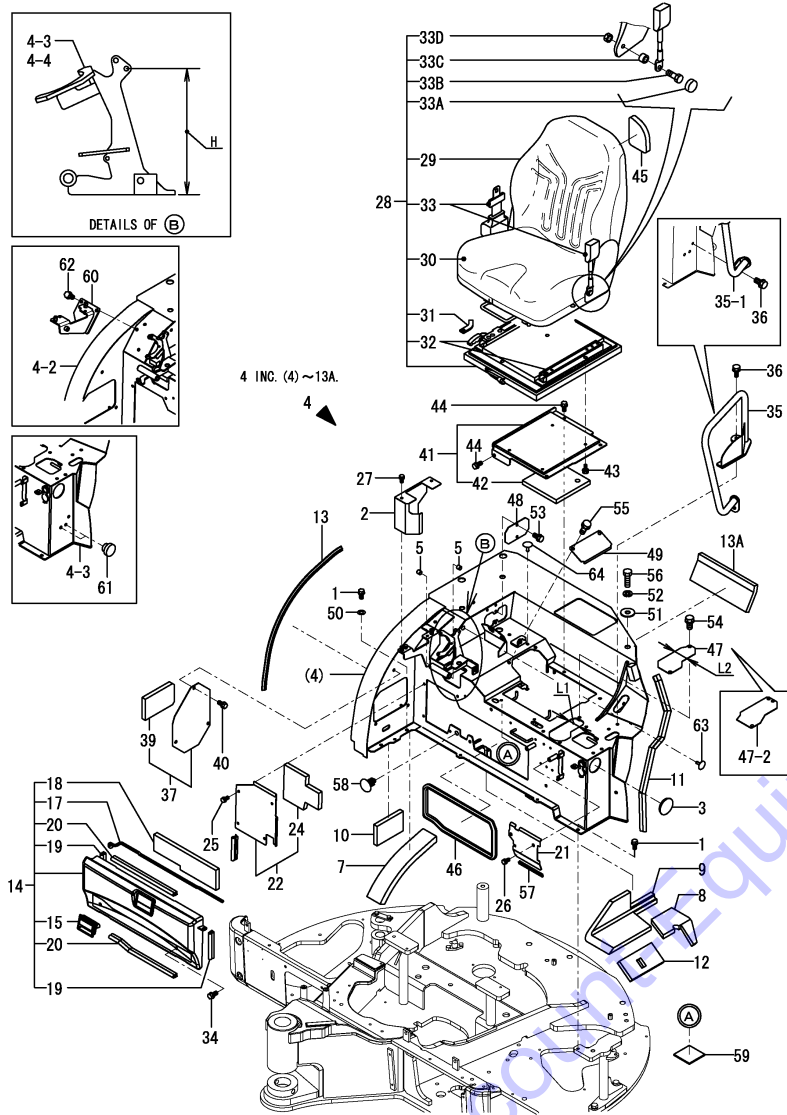
REF.	LEV.	PARTS NO.	DESCRIPTION	Q'TY						I	R
				(A)	(B)	(C)	(D)	(E)	(F)		
33	1	172A46-62520	FLOOR MAT,CAB	1	1	1	1				4
34	1	1A1380-62160	WASHER	5	5	5	5				4
35	1	172A47-62660	BOLT 8X20	2	2	2	2				4

Remarks  
 (1)Interchangeable by simultaneous replacement with Ref.No.11A.  
 (2)It is compatibility by exchange in two at the same time.  
 (3)Canopy spec.  
 (4)Cabin spec.

Fig.35. SEAT & SEAT MOUNT

(A)=VIO45-5B(US)  
(B)=VIO45-5B(AS)  
(C)=VIO45-5B(NZ)

(D)=VIO45-5B(SG)  
(E)=  
(F)=



Remarks

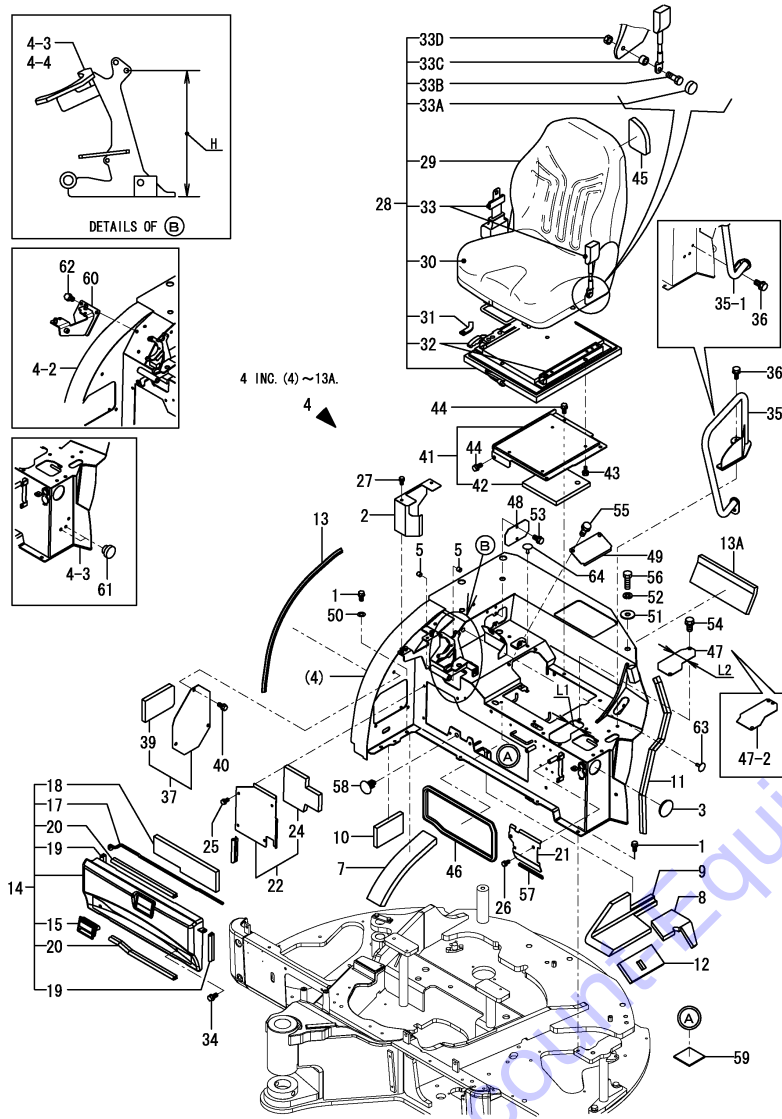
- (1)L1=Ref.No.4:64mm, No.4-1:76mm.
- (2)L2=Ref.No.47:72mm, No.47-1:88mm.
- (3)H=Ref.No.4-3:196mm, No.4-4:198mm.
- (4)Canopy spec.
- (5)Cabin spec.
- (6)Use w/Ref.No.13B,13C,13D.
- (7)Use w/Ref.No.20A.
- (8)Labels are not illustrated.

REF.	LEV.	PARTS NO.	DESCRIPTION	Q'TY						I	R
				(A)	(B)	(C)	(D)	(E)	(F)		
1	1	26013-100202	BOLT	4	4	4	4				
2	1	172A47-61460-1	COVER, BLADE	1	1	1	1				4
3	1	172730-61890	CAP, ENGINE COVER	1	1	1	1				
4	1	172A78-64200	MOUNT ASSY, SEAT	1	1	1	1				6
4-1	1	172A78-64201-1	MOUNT ASSY, SEAT (A=M/#53148) (B=M/#53148) (C=M/#53148) (D=M/#53148)	1	1	1	1				S 1
4-2	1	172A78-64202	MOUNT ASSY, SEAT (A=M53166) (B=M53166) (C=M53166) (D=M53166)	1	1	1	1				S
4-3	1	172A78-64203	MOUNT ASSY, SEAT (A=M53079) (B=M53079) (C=M53079) (D=M53079)	1	1	1	1				S
4-4	1	172A78-64204	MOUNT ASSY, SEAT (A=M53231) (B=M53231) (C=M53231) (D=M53231)	1	1	1	1				S 3
4-5	1	172A78-64100	MOUNT ASSY, SEAT (A=M53321) (B=M53321) (C=M53321) (D=M53321)	1	1	1	1				N
4-6	1	172A78-64101	MOUNT ASSY, SEAT (A=MZZZZZ) (B=MZZZZZ) (C=MZZZZZ) (D=MZZZZZ)	1	1	1	1				N
5	2	172141-41360	BUSH	2	2	2	2				
7	2	172A47-64900	SPONGE	1	1	1	1				
8	2	172A47-64911	SPONGE	1	1	1	1				
9	2	172A47-64921	SPONGE	1	1	1	1				
10	2	172A47-64940	SPONGE	1	1	1	1				
10-1	2	172A78-64940	SPONGE (A=M53321) (B=M53321) (C=M53321) (D=M53321)	1	1	1	1				N
11	2	172164-65710	RUBBER, SEAL	1	1	1	1				
11-1	2	172A78-65710	RUBBER, SEAL (A=M53231) (B=M53231) (C=M53231) (D=M53231)	1	1	1	1				R
12	2	172A47-64990	SPONGE	1	1	1	1				
13	2	172444-65610	SEAL, BONNET	1	1	1	1				
13A	2	172A78-64970	SPONGE (A=M53321) (B=M53321) (C=M53321) (D=M53321)	1	1	1	1				W
13B	1	172437-03302	LABEL, MANUAL	1	1	1	1				8
13C	1	172437-03471	LABEL, LEVER LOCK	1	1	1	1				8
13D	1	172472-03241	LABEL, PINUS	1	1	1	1				8
14	1	172A47-64501	COVER ASSY, MANUAL	1	1	1	1				7
14-1	1	172A78-64500	COVER ASSY, MANUAL (A=M53321) (B=M53321) (C=M53321) (D=M53321)	1	1	1	1				N 7
15	2	172187-61421	HANDLE, LOCK	1	1	1	1				
17	2	172A47-64550	SEAL	1	1	1	1				
18	2	172A47-64950	SPONGE	1	1	1	1				
18-1	2	172A78-64950	SPONGE (A=M53321) (B=M53321) (C=M53321) (D=M53321)	1	1	1	1				N
19	2	172446-13580	SEAL, RADIATOR	2	2	2	2				
20	2	172455-18860	SEAL	2	2	2	2				
20A	1	172472-03141	LABEL, SUPPORT	1	1	1	1				8
21	1	172A47-64580	COVER, ELECTRIC	1	1	1	1				
22	1	172A47-64871	COVER, SEAT MOUNT	1	1	1	1				
22-1	1	172A78-64870	COVER, SEAT MOUNT (A=M53321) (B=M53321) (C=M53321) (D=M53321)	1	1	1	1				N
24	2	172A47-64960	SPONGE	1	1	1	1				
24-1	2	172A78-64960	SPONGE (A=M53321) (B=M53321) (C=M53321) (D=M53321)	1	1	1	1				N

Fig.35. SEAT & SEAT MOUNT

(A)=VIO45-5B(US)  
 (B)=VIO45-5B(AS)  
 (C)=VIO45-5B(NZ)

(D)=VIO45-5B(SG)  
 (E)=  
 (F)=



Remarks

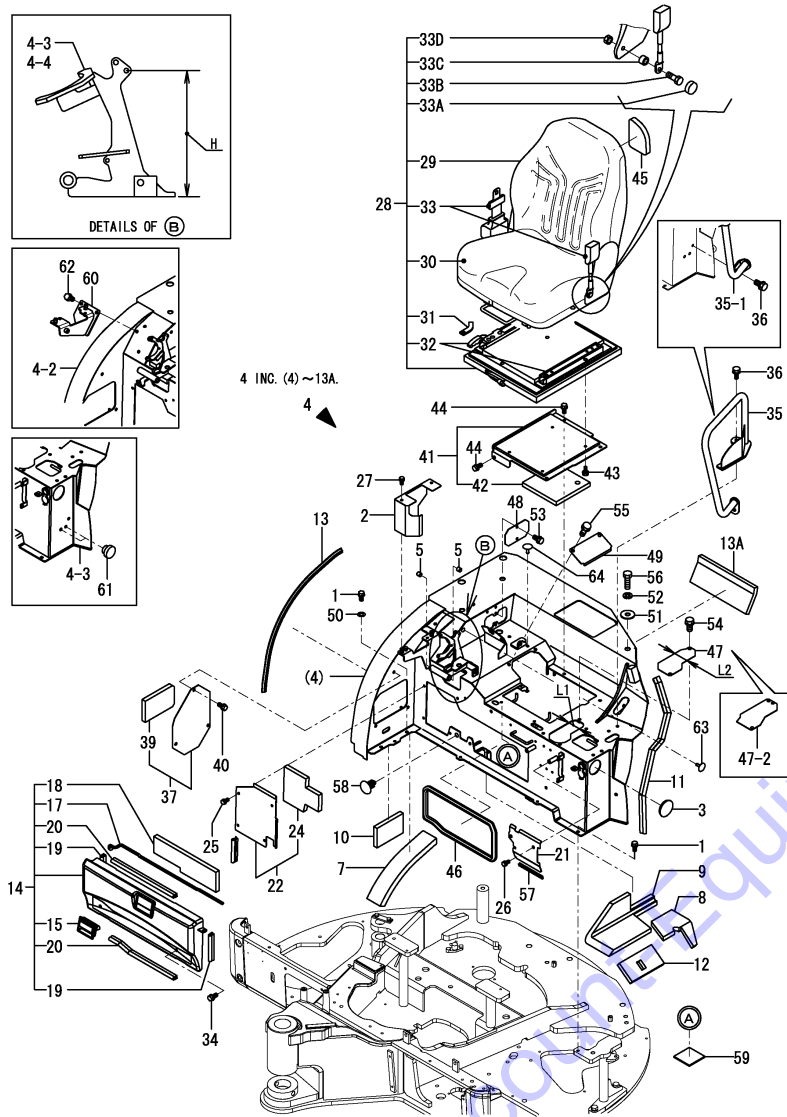
- (1)L1=Ref.No.4:64mm, No.4-1:76mm.
- (2)L2=Ref.No.47:72mm, No.47-1:88mm.
- (3)H=Ref.No.4-3:196mm, No.4-4:198mm.
- (4)Canopy spec.
- (5)Cabin spec.
- (6)Use w/Ref.No.13B,13C,13D.
- (7)Use w/Ref.No.20A.
- (8)Labels are not illustrated.

REF.	LEV.	PARTS NO.	DESCRIPTION	Q'TY						I	R
				(A)	(B)	(C)	(D)	(E)	(F)		
25	1	26013-080162	BOLT	4	4	4	4				
26	1	26013-080162	BOLT	2	2	2	2				
27	1	26013-080162	BOLT	2	2	2	2				4
28	1	172467-64101	OPERATOR SEAT		1	1	1				
29	2	172467-64110	CUSHION, BACKREST		1	1	1				
30	2	172467-64120	CUSHION, SEAT		1	1	1				
31	2	172467-64130	STOPPER		1	1	1				
32	2	172467-64140	RAIL SET		1	1	1				
33	2	172989-64451	BELT, SEAT		1	1	1				
33-1	2	172467-64150	BELT, SEAT		1	1	1				N
		(B=M53133) (C=M53133) (D=M53133)									
33A	2	172467-64160	COVER, CAP		2	2	2				W
		(B=M53133) (C=M53133) (D=M53133)									
33B	2	172467-64170	BOLT		2	2	2				W
		(B=M53133) (C=M53133) (D=M53133)									
33C	2	172467-64180	TUBE		2	2	2				W
		(B=M53133) (C=M53133) (D=M53133)									
33D	2	172467-64190	NUT		2	2	2				W
		(B=M53133) (C=M53133) (D=M53133)									
34	1	26013-100202	BOLT	2	2	2	2				
35	1	172A47-64701	HOLD ASSY, HAND	1	1	1	1				4
35-1	1	172A47-64702	HAND HOLD ASSY	1	1	1	1				S 4
		(A=M53079) (B=M53079) (C=M53079) (D=M53079)									
36	1	26013-100202	BOLT	2	2	2	2				4
37	1	172A47-64880	COVER, SEAT MOUNT	1	1	1	1				4
37-1	1	172A78-64880	COVER B,SEAT M ASSY	1	1	1	1				N 4
		(A=M53324) (B=M53324) (C=M53324) (D=M53324)									
39	2	172A47-64940	SPONGE	1	1	1	1				4
39-1	2	172A78-64940	SPONGE	1	1	1	1				N 4
		(A=M53324) (B=M53324) (C=M53324) (D=M53324)									
40	1	26013-100202	BOLT	3	3	3	3				4
41	1	172A46-64810	PLATE, SEAT	1	1	1	1				
41-1	1	172A46-64811-1	PLATE, SEAT	1	1	1	1				N
		(A=M/#53148) (B=M/#53148) (C=M/#53148) (D=M/#53148)									
42	2	172A46-64930	SPONGE	1	1	1	1				
43	1	26013-080162	BOLT		4	4	4				
44	1	26013-100202	BOLT	4	4	4	4				
45	1	172A47-64980	CUSHION, SEAT	1	1	1	1				5
46	1	172162-65650	SEAL	1	1	1	1				
47	1	172A46-64951	COVER, SEAT MOUNT	1	1	1	1				
47-1	1	172A46-64952	COVER, SEAT MOUNT	1	1	1	1				S 2
		(A=M/#53148) (B=M/#53148) (C=M/#53148) (D=M/#53148)									
47-2	1	172A46-64953	COVER, SEAT MOUNT	1	1	1	1				S
		(A=M53373) (B=M53373) (C=M53373) (D=M53373)									
48	1	172A46-64960	COVER	1	1	1	1				
49	1	172A46-64970	COVER, SEAT MOUNT	1	1	1	1				
50	1	22137-100000	WASHER	1	1	1	1				
50-1	1	22137-100000	WASHER	2	2	2	2				K
		(A=M53072) (B=M53072) (C=M53072) (D=M53072)									
51	1	22157-140000	WASHER	3	3	3	3				
52	1	22217-160000	WASHER, SPRING	4	4	4	4				

Fig.35. SEAT & SEAT MOUNT

(A)=VIO45-5B(US)  
 (B)=VIO45-5B(AS)  
 (C)=VIO45-5B(NZ)

(D)=VIO45-5B(SG)  
 (E)=  
 (F)=



REF.	LEV.	PARTS NO.	DESCRIPTION	QTY						I	R
				(A)	(B)	(C)	(D)	(E)	(F)		
53	1	26013-080162	BOLT	2	2	2	2				
54	1	26013-100162	BOLT	2	2	2	2				
55	1	26013-100162	BOLT	2	2	2	2				
56	1	26116-160252	BOLT	4	4	4	4				
57	1	172444-17620	SEAL	1	1	1	1				
58	1	172444-68650	CLIP, TREE	1	1	1	1				4
58-1	1	172122-17190	CLIP, TREE	1	1	1	1				R 4
		(A=MXXXXX) (B=MXXXXX) (C=MXXXXX) (D=MXXXXX)									
59	1	172446-14250	PLATE, RUBBER	2	2	2	2				W
		(A=M/#53113) (B=M/#53113) (C=M/#53113) (D=M/#53113)									
60	1	172A78-64300	BRACKET ASSY, BLADE	1	1	1	1				W
		(A=M53079) (B=M53079) (C=M53079) (D=M53079)									
61	1	172187-64900	PLUG	2	2	2	2				W
		(A=M53079) (B=M53079) (C=M53079) (D=M53079)									
62	1	26013-100202	BOLT	3	3	3	3				W
		(A=M53079) (B=M53079) (C=M53079) (D=M53079)									
63	1	172444-68650	CLIP, TREE	2	2	2	2				
63-1	1	172122-17190	CLIP, TREE	2	2	2	2				R
		(A=MXXXXX) (B=MXXXXX) (C=MXXXXX) (D=MXXXXX)									
64	1	172458-64600	CLIP, TREE	2	2	2	2				

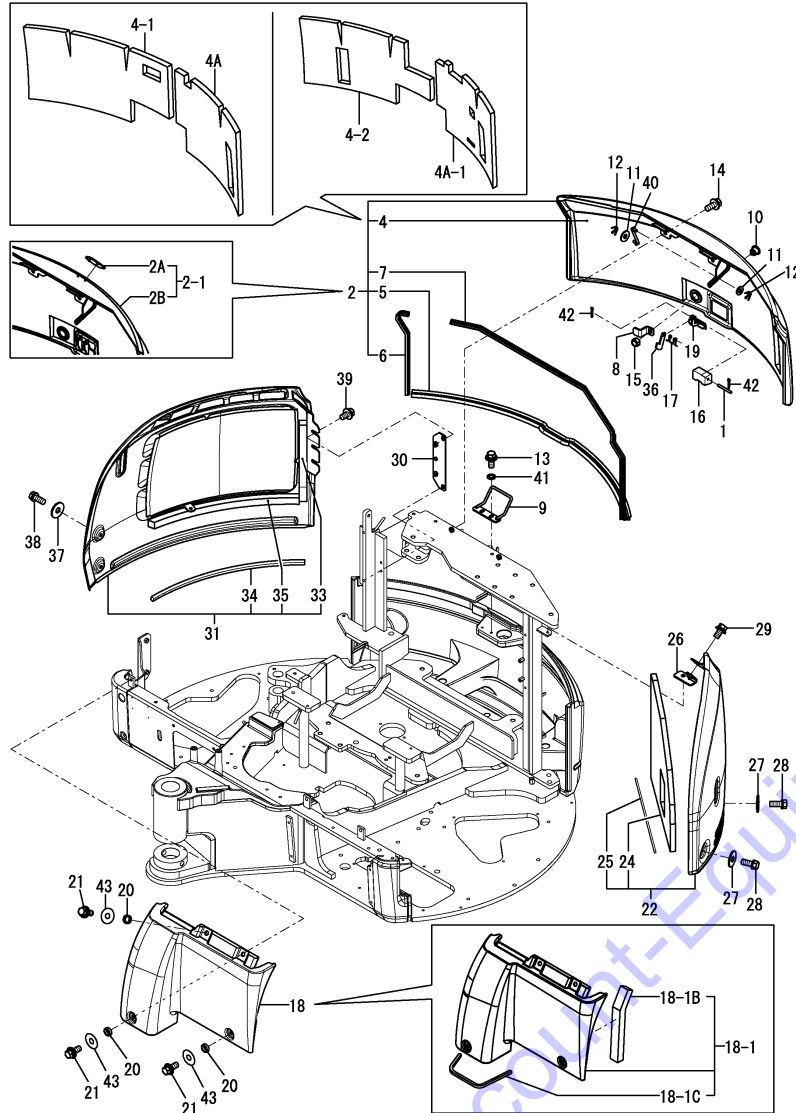
Remarks

- (1)L1=Ref.No.4:64mm, No.4-1:76mm.
- (2)L2=Ref.No.47:72mm, No.47-1:88mm.
- (3)H=Ref.No.4-3:196mm, No.4-4:198mm.
- (4)Canopy spec.
- (5)Cabin spec.
- (6)Use w/Ref.No.13B,13C,13D.
- (7)Use w/Ref.No.20A.
- (8)Labels are not illustrated.

Fig.36. BONNET

(A)=VIO45-5B(US)  
(B)=VIO45-5B(AS)  
(C)=VIO45-5B(NZ)

(D)=VIO45-5B(SG)  
(E)=  
(F)=



Remarks

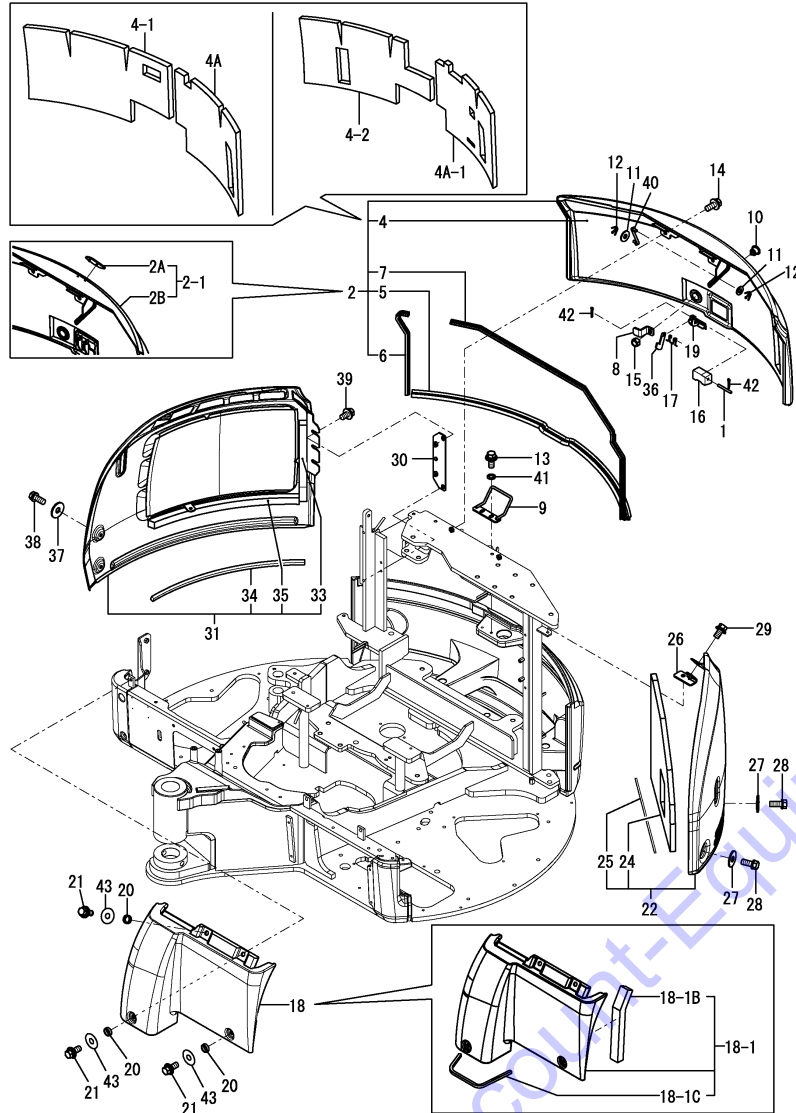
- (1) Use w/Ref.No.7A,7B,7C,7D.
- (2) Labels are not illustrated.
- (3) Interchangeable by simultaneous replacement with Ref.No.4A.
- (4) Use w/Ref.No.25A.
- (5) Use w/Ref.No.35A.
- (6) Interchangeable by simultaneous replacement with Ref.No.4-2,4A-1.

REF.	LEV.	PARTS NO.	DESCRIPTION	Q'TY						I	R
				(A)	(B)	(C)	(D)	(E)	(F)		
1	1	172458-65050	SHAFT	1	1	1	1				
2	1	172A78-65100-2	BONNET ASSY	1	1	1	1				1
2-1	1	172A78-65010	BONNET KIT,A EMB	1	1	1	1				S 1
2A	2	172A77-03110	EMBLEM ASSY,Y	1	1	1	1				W
2B	2	172A78-65130	BONNET ASSY,A	1	1	1	1				W 1
2B-1	2	172A78-65210	BONNET ASSY,A	1	1	1	1				N 1
4	3	172A47-65350	SPONGE	1	1	1	1				F 3
4-1	3	172A47-65351	SPONGE	1	1	1	1				F 3
4-2	3	172A78-65350	EV,BONNET A1	1	1	1	1				F 6
4A	3	172A47-65360	SPONGE	1	1	1	1				W
4A-1	3	172A78-65360	EV,BONNET A2	1	1	1	1				S 6
5	3	172A47-65370	RUBBER, SEAL	1	1	1	1				
6	3	172A47-65731	RUBBER, SEAL	1	1	1	1				
7	3	172444-62451	SEAL	1	1	1	1				
7A	1	172437-03381	LABEL, SWING AREA	1	1	1	1				2
7B	1	172437-03402	LABEL, ENGINE COVER	1	1	1	1				2
7C	1	172A36-03411	LABEL, ENGINE ROOM	1	1	1	1				2
7D	1	172A47-03160	LABEL, REAR	1	1	1	1				2
8	1	172458-65271	PLATE, LOCK	1	1	1	1				
9	1	172A78-65320	CATCH ASSY, LOCK	1	1	1	1				
10	1	172164-66170	KEY ASSY, CYLINDER	1	1	1	1				
11	1	22137-080000	WASHER	2	2	2	2				
12	1	22417-200200	PIN, COTTER	2	2	2	2				
13	1	26013-100252	BOLT	2	2	2	2				
14	1	26014-100252	BOLT	2	2	2	2				
15	1	26347-100002	NUT	1	1	1	1				
16	1	172458-65060	COVER, LOCK	1	1	1	1				
17	1	172734-65270	SPRING, CATCH	1	1	1	1				
18	1	172A47-65460-1	BONNET	1	1	1	1				
18-1	1	172A79-65410	BONNET ASSY,B Y	1	1	1	1				S
18-1B	2	172A78-65430	EV,BONNET B	1	1	1	1				W
18-1C	2	172A78-65440	SEAL,330	1	1	1	1				W
19	1	172124-65450	LEVER ASSY, LOCK	1	1	1	1				
20	1	172A47-65550	COLLAR	4	4	4	4				
21	1	26014-100252	BOLT	4	4	4	4				
21-1	1	26013-100252	BOLT	4	4	4	4				N
22	1	172A47-65601-2	BONNET ASSY	1	1	1	1				4
22-1	1	172A47-65601-Y	BONNET ASSY	1	1	1	1				S 4

Fig.36. BONNET

(A)=VIO45-5B(US)  
 (B)=VIO45-5B(AS)  
 (C)=VIO45-5B(NZ)

(D)=VIO45-5B(SG)  
 (E)=  
 (F)=



REF.	LEV.	PARTS NO.	DESCRIPTION	Q'TY						I	R
				(A)	(B)	(C)	(D)	(E)	(F)		
24	2	172A47-65650	SPONGE	1	1	1	1				
25	2	172460-19180	TRIM	1	1	1	1				
25A	1	172437-03361	LABEL, BATTERY	1	1	1	1				2
26	1	172A47-65670	STAY, BONNET	1	1	1	1				
27	1	22157-100000	WASHER	2	2	2	2				
28	1	26013-100252	BOLT	2	2	2	2				
29	1	26014-100252	BOLT	2	2	2	2				
30	1	172A47-65010	BRACKET ASSY	1	1	1	1				
31	1	172A47-65800-2	BONNET ASSY	1	1	1	1				5
31-1	1	172A47-65800-Y	BONNET ASSY	1	1	1	1				S 5
		(A=M58501) (B=M54001) (C=M54001) (D=M54001)									
33	2	172A47-53320	SEAL, WEIGHT	1	1	1	1				
34	2	172480-62900	TRIM	1	1	1	1				
35	2	172A47-65960	SEAL, BONNET	1	1	1	1				
35A	1	114110-07761	LABEL, FUEL OIL CAUT	1	1	1	1				2
36	1	172124-65480	CATCHER	1	1	1	1				
37	1	172458-61261	WASHER	2	2	2	2				
38	1	26013-100252	BOLT	2	2	2	2				
39	1	26014-100202	BOLT	4	4	4	4				
40	1	172444-65190	ROD ASSY, STOPPER	1	1	1	1				
41	1	22157-100000	WASHER	2	2	2	2				
42	1	22417-200200	PIN, COTTER	2	2	2	2				
43	1	22157-100000	WASHER	3	3	3	3				W
		(A=M53001) (B=M53001) (C=M53001) (D=M53001)									

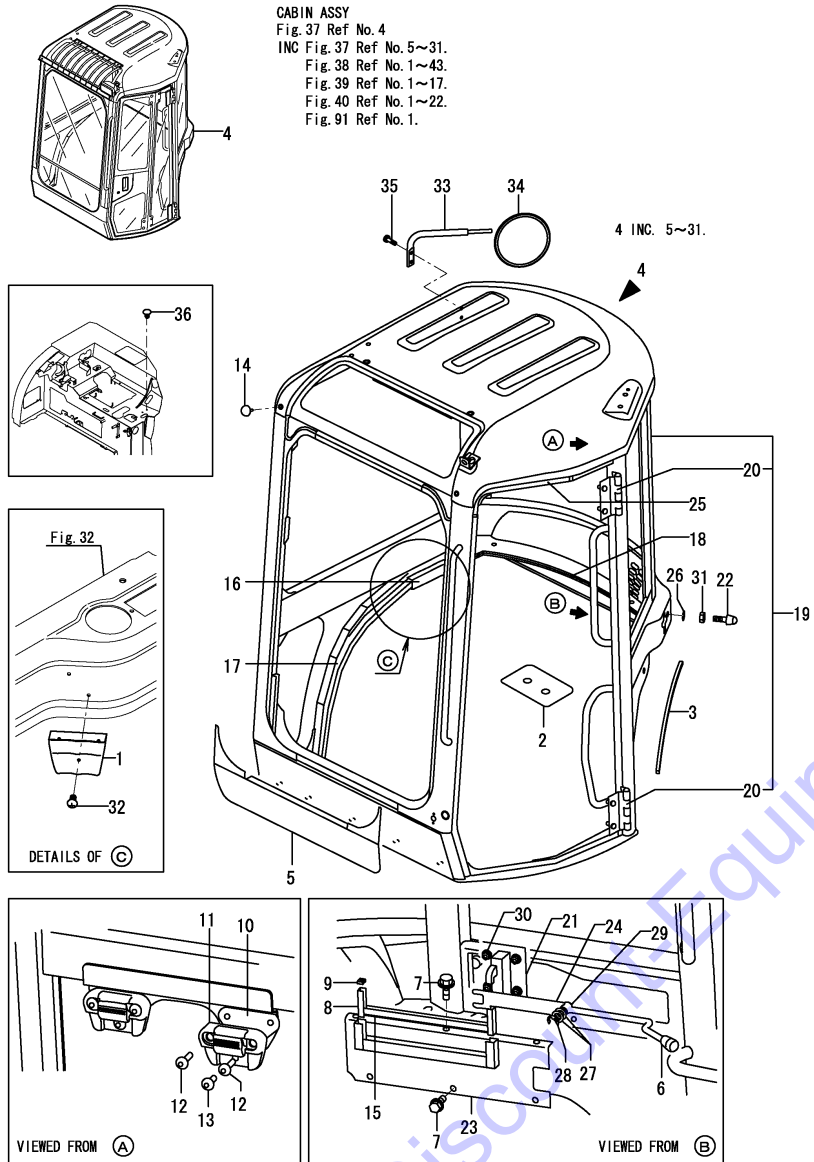
Remarks

- (1) Use w/Ref.No.7A,7B,7C,7D.
- (2) Labels are not illustrated.
- (3) Interchangeable by simultaneous replacement with Ref.No.4A.
- (4) Use w/Ref.No.25A.
- (5) Use w/Ref.No.35A.
- (6) Interchangeable by simultaneous replacement with Ref.No.4-2,4A-1.

Fig.37. CABIN(BODY)

(A)=VIO45-5B(US)  
 (B)=VIO45-5B(AS)  
 (C)=VIO45-5B(NZ)

(D)=VIO45-5B(SG)  
 (E)=  
 (F)=



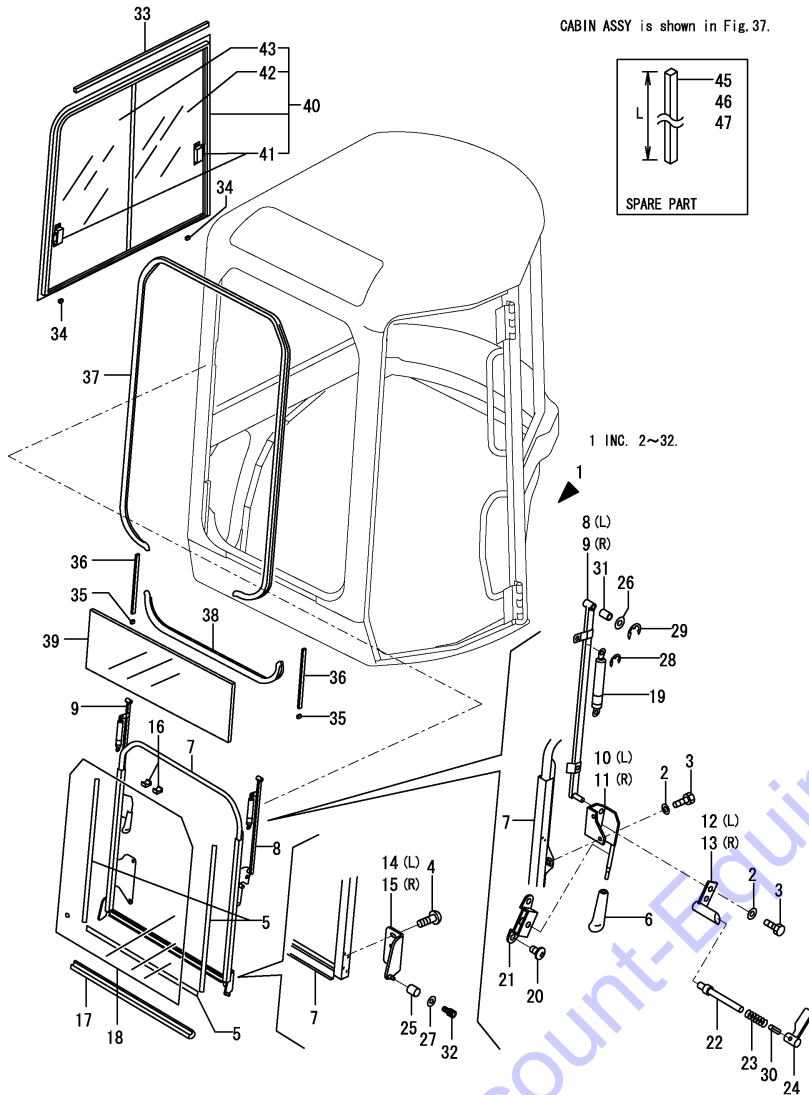
REF.	LEV.	PARTS NO.	DESCRIPTION	Q'TY						I	R
				(A)	(B)	(C)	(D)	(E)	(F)		
1	1	172312-17250	ASHTRAY	1	1	1	1				
2	1	172458-63580	SPACER, CABIN	1	1	1	1				
3	1	172164-65710	RUBBER, SEAL B	1	1	1	1				
4	1	172A47-67801	CABIN ASSY	1	1	1	1				
5	2	172458-03310	LABEL	1	1	1	1				
6	2	1E5100-51430	KNOB CLUTCH(RED)	1	1	1	1				
7	2	172519-63240	BOLT 8X 16	6	6	6	6				
8	2	172455-67310	GLASS RUN	2	2	2	2				
9	2	172455-67320	CAP;CHANNEL	2	2	2	2				
10	2	172455-67330	PLATE ASSY LOW GLASS	2	2	2	2				
11	2	172455-67340	HOLDER GLASS UP	2	2	2	2				
12	2	172455-67350	SCREW(TORX)	4	4	4	4				
13	2	172455-67360	SCREW(TORX)	2	2	2	2				
14	2	172455-67440	CLIP, TREE	4	4	4	4				
15	2	172458-67840	GLASS RUN	1	1	1	1				
16	2	172458-67960	SEAL A	1	1	1	1				
17	2	172458-67970	SEAL B	1	1	1	1				
18	2	172458-67981	SEAL	1	1	1	1				
19	2	172A47-68001	FRAME ASSY, CABIN	1	1	1	1				1
20	3	172458-68070	HINGE ASSY, DOOR	2	2	2	2				
21	2	172162-69050	LOCK ASSY	1	1	1	1				
22	2	172165-69190	RUBBER	1	1	1	1				
23	2	172458-69790	COVER	1	1	1	1				
24	2	172458-69830	LEVER	1	1	1	1				
25	2	172458-69930	SEAL	1	1	1	1				
26	2	22117-100000	WASHER 10	1	1	1	1				
27	2	22117-120000	WASHER 12	2	2	2	2				
28	2	22272-000100	CIRCLIP E-10	1	1	1	1				
29	2	24550-012200	BUSH 12X20	1	1	1	1				
30	2	26366-080002	NUT M 8	4	4	4	4				
31	2	26716-100002	NUT 10	1	1	1	1				
32	1	22867-400100	SCREW 4X10	3	3	3	3				
33	1	172A25-68301-1	BRACKET, MIRROR	1	1	1	1				
34	1	172A25-68500	REARVIEW MIRROR	1	1	1	1				
35	1	26013-100162	BOLT M10X 16	2	2	2	2				
35-1	1	26013-100252	BOLT W/WASHER M10X25	2	2	2	2				N
		(A=M53185) (B=M53185) (C=M53185) (D=M53185)		2	2	2	2				W
36	1	172444-68650	CLIP	2	2	2	2				
		(A=M53001) (B=M53001) (C=M53001) (D=M53001)									
37A	1	172437-03441	LABEL, ROPS US	1	1	1	1				2
37B	1	172437-03451	LABEL, SEAT BELT US	1	1	1	1				2

Remarks  
 \* The constitution of the figure was changed.  
 (1)Please use this part with following labels at the same time.  
 Ref.No.37A,37B.  
 (2)Labels are not illustrated.

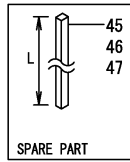
Fig.38. CABIN(GLASS)

(A)=VIO45-5B(US)  
(B)=VIO45-5B(AS)  
(C)=VIO45-5B(NZ)

(D)=VIO45-5B(SG)  
(E)=  
(F)=



CABIN ASSY is shown in Fig.37.



REF.	LEV.	PARTS NO.	DESCRIPTION	Q'TY						I	R
				(A)	(B)	(C)	(D)	(E)	(F)		
1	2	172459-67810	SASH,FRONT UPPER	1	1	1	1				
2	3	172458-63670	HD WASHER	8	8	8	8				
3	3	172458-63680	BOLT 8X16	8	8	8	8				
4	3	172458-63730	SCREW TORX	4	4	4	4				
5	3	172458-63790	SEAL	3	3	3	3				
6	3	172445-66750	GRIP	2	2	2	2				
6-1	3	172455-66750	KNOB	2	2	2	2				R
		(A=M53250) (B=M53250) (C=M53250) (D=M53250)									
7	3	172458-67340	FRAME ASSY, FRONT	1	1	1	1				
8	3	172458-67440	LINK	1	1	1	1				
9	3	172458-67510	LINK	1	1	1	1				
10	3	172458-67520	HANDLE L	1	1	1	1				
11	3	172458-67550	HANDLE R	1	1	1	1				
12	3	172458-67570	RUCHE	1	1	1	1				
13	3	172458-67610	RUCHE	1	1	1	1				
14	3	172458-67670	ROLLER SHAFT L	1	1	1	1				
15	3	172458-67680	ROLLER SHAFT R	1	1	1	1				
16	3	172458-67850	RUBBER	2	2	2	2				
17	3	172458-67870	RUBBER	1	1	1	1				
18	3	172458-67900	GLASS UP(F/W)	1	1	1	1				
19	3	172458-67920	SPRING	2	2	2	2				
20	3	172463-69150	SCREW-TORX	4	4	4	4				
21	3	172463-69160	HOLDER ASSY,F/W	2	2	2	2				
22	3	172463-69190	LATCH PIN	2	2	2	2				
23	3	172463-69200	SPRING	2	2	2	2				
24	3	172463-69210	LEVER ASSY,F/W	2	2	2	2				
25	3	172445-69740	ROLLER	2	2	2	2				
26	3	22117-120000	WASHER 12	4	4	4	4				
27	3	22137-060000	WASHER 6, POLISHED	2	2	2	2				
28	3	22272-000060	CIRCLIP E- 6	4	4	4	4				
29	3	22272-000080	CIRCLIP E- 8	4	4	4	4				
30	3	22351-030012	SPRING PIN 3X12	2	2	2	2				
31	3	24550-012200	BUSH 12X20	4	4	4	4				
32	3	26450-060102	BOLT, M6X10	2	2	2	2				
33	2	172458-63760	SEAL	1	1	1	1				
34	2	172455-67610	SPACER	2	2	2	2				
35	2	172455-67710	STOPPER RUBBER	2	2	2	2				
36	2	172458-67830	GLASS RUN 270	2	2	2	2				
37	2	172458-67860	RUBBER	1	1	1	1				
38	2	172458-67880	RUBBER	1	1	1	1				
39	2	172458-67910	GLASS LOW(F/W)	1	1	1	1				
40	2	172458-69250	SASH ASSY (W/GLASS)	1	1	1	1				
41	3	172455-67770	LOCK ASSY, SASH	2	2	2	2				
42	3	172458-69260	SASH GLASS, REAR	1	1	1	1				2
43	3	172458-69270	SASH GLASS, FRONT	1	1	1	1				
45	1	172478-68600	DAM SEAL 1000MM	1	1	1	1				1
46	1	172478-68610	DAM SEAL 2000MM	1	1	1	1				1
47	1	172478-68620	DAM SEAL 3000MM	1	1	1	1				1
48A	1	172472-03241	LABEL, PIN US	1	1	1	1				3
48B	1	172437-03312	LABEL,SLOPE US	1	1	1	1				3
48C	1	172437-03372	LABEL, NEUTRAL US	1	1	1	1				3

Remarks

\* The constitution of the figure was changed.

(1)Spare parts.

L=Ref.No.45:1000mm,No.46:2000mm, No.47:3000mm.

(2)Please use this part with following labels at the same time.

Ref.No.48A,48B,48C,48D,48E,48F.

(3)Labels are not illustrated.

N:Old  $\frac{Yes}{No}$  New, Q:Old  $\frac{No}{Yes}$  New, R:Old  $\frac{Yes}{Yes}$  New, S:Old  $\frac{No}{No}$  New, W:Add, Z:Discontinued, F:Interchangeable by set, K:Q'ty Change

++ CONTINUE ++

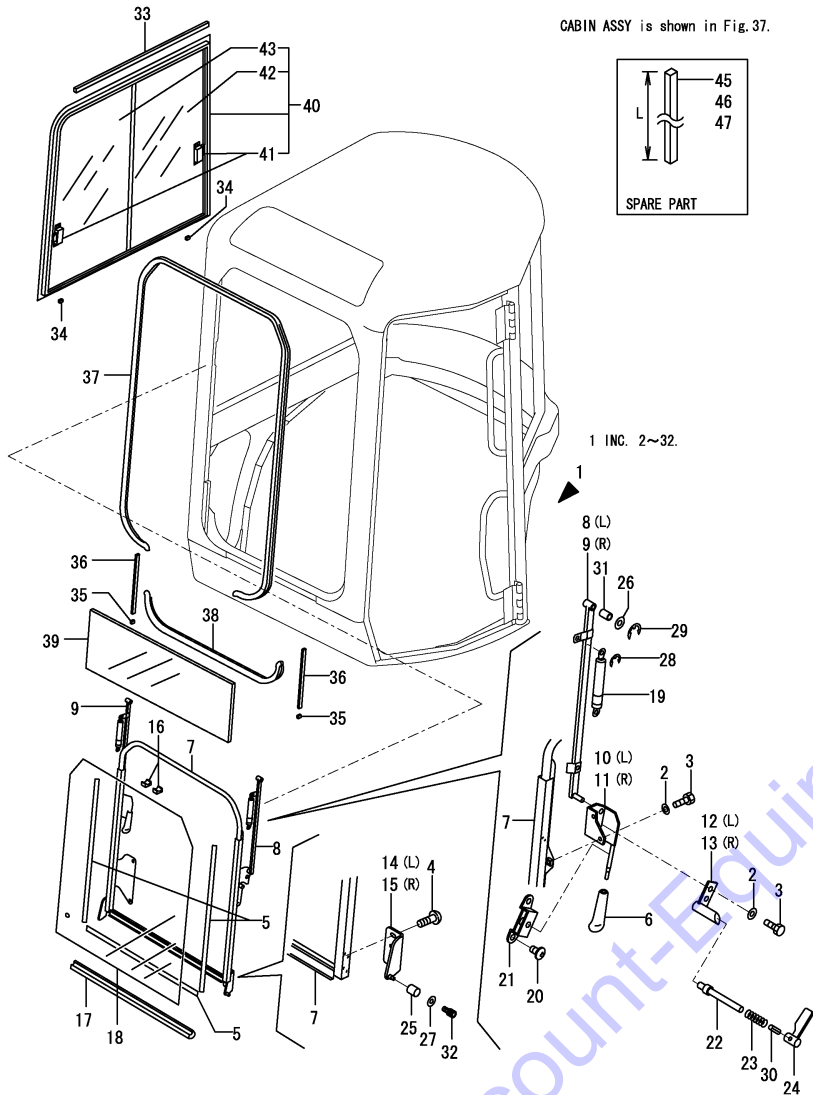
(C)Copyrights YANMAR CO.,LTD.



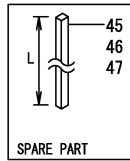
Fig.38. CABIN(GLASS)

(A)=VIO45-5B(US)  
 (B)=VIO45-5B(AS)  
 (C)=VIO45-5B(NZ)

(D)=VIO45-5B(SG)  
 (E)=  
 (F)=



CABIN ASSY is shown in Fig.37.



REF.	LEV.	PARTS NO.	DESCRIPTION	Q'TY						I	R
				(A)	(B)	(C)	(D)	(E)	(F)		
48D	1	172437-03551	LABEL, WINDOW US	1	1	1	1				3
48E	1	172437-03601	LABEL, 2-WAY US	1	1	1					3
48F	1	172A47-03410	LABEL,4 WAY US				1				3

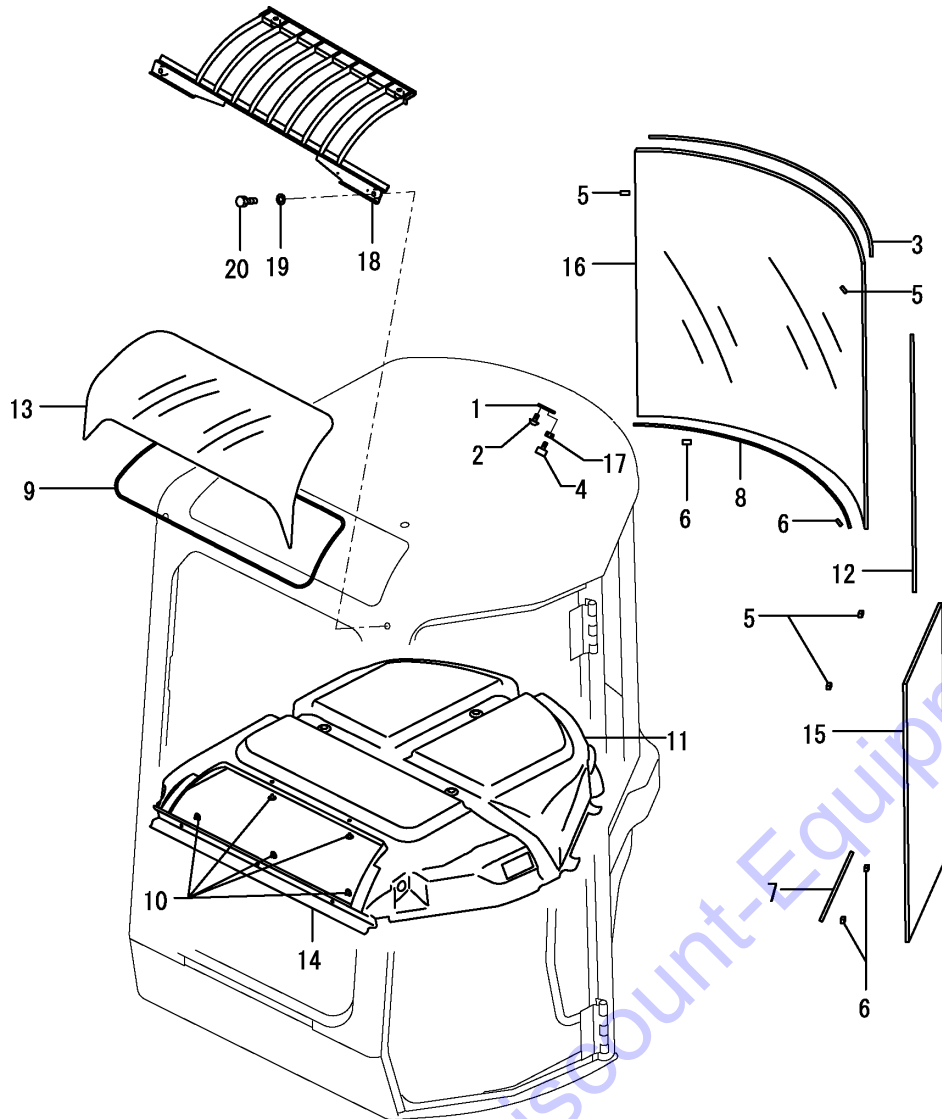
Remarks  
 \* The constitution of the figure was changed.  
 (1) Spare parts.  
 L=Ref.No.45:1000mm, No.46:2000mm, No.47:3000mm.  
 (2) Please use this part with following labels at the same time.  
 Ref.No.48A,48B,48C,48D,48E,48F.  
 (3) Labels are not illustrated.

Fig.39. CABIN(ACCESSORY)

(A)=VIO45-5B(US)  
 (B)=VIO45-5B(AS)  
 (C)=VIO45-5B(NZ)

(D)=VIO45-5B(SG)  
 (E)=  
 (F)=

CABIN ASSY is shown in Fig. 37.



REF.	LEV.	PARTS NO.	DESCRIPTION	Q'TY						I	R
				(A)	(B)	(C)	(D)	(E)	(F)		
1	2	172458-63700	PLATE	1	1	1	1				
2	2	172458-63730	SCREW TORX	1	1	1	1				
3	2	172458-63770	MOLD	1	1	1	1				
4	2	172458-63800	RUBBER	1	1	1	1				
5	2	172458-63950	SPACER	4	4	4	4				
6	2	172458-63960	SPACER	4	4	4	4				
7	2	172458-63970	SEAL	1	1	1	1				
8	2	172458-63980	SEAL	1	1	1	1				
9	2	172458-63990	SEAL	1	1	1	1				
10	2	172455-67550	FASTENER	15	15	15	15				
11	2	172458-68851	INNER ROOF	1	1	1	1				
12	2	172458-69090	MOLD	1	1	1	1				
13	2	172458-69210	SUN ROOF	1	1	1	1				
14	2	172458-69220	INNER FRONT	1	1	1	1				
15	2	172458-69230	GLASS L	1	1	1	1				
16	2	172458-69240	GLASS REAR	1	1	1	1				1
17	2	26716-100002	NUT 10	1	1	1	1				
18	1	172472-66611-2	GUARD, FOPS	1	1	1	1				
19	1	22137-100000	WASHER 10,POLISHED	4	4	4	4				
20	1	26076-100352	BOLT 10* 35	4	4	4	4				
21A	1	172A47-03362	LABEL, LIFT Q US	1	1	1	1				2
21A-1	1	172A47-03363	LABEL,LIFT Q US	1	1	1	1				N 2
				(A=M53079)	(B=M53079)	(C=M53079)	(D=M53079)				

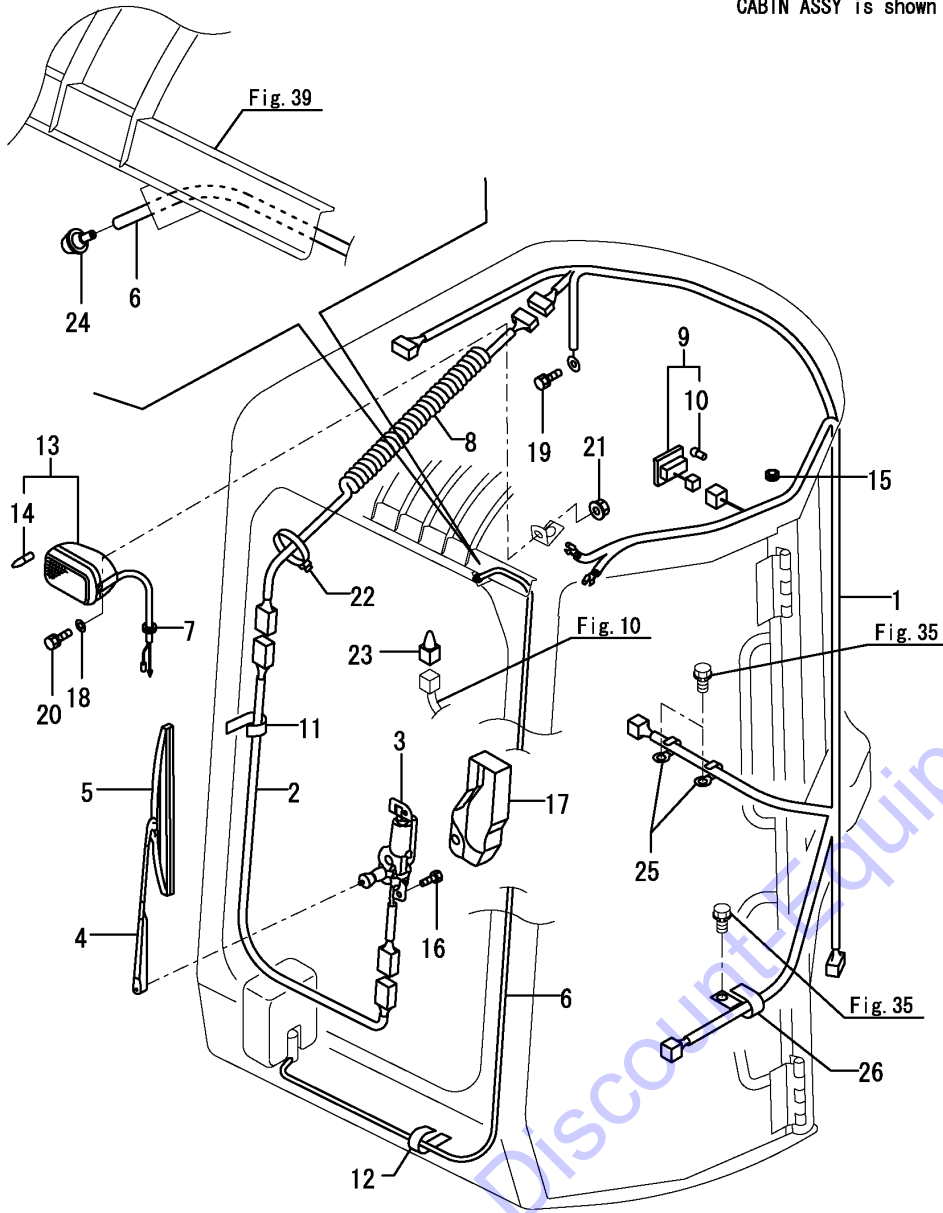
Remarks  
 \* The constitution of the figure was changed.  
 (1)Please use this part with following labels at the same time.  
 Ref.No.21A.  
 (2)Labels are not illustrated.

Fig.40. CABIN(ELECTRIC PART)

(A)=VIO45-5B(US)  
 (B)=VIO45-5B(AS)  
 (C)=VIO45-5B(NZ)

(D)=VIO45-5B(SG)  
 (E)=  
 (F)=

CABIN ASSY is shown in Fig. 37.



REF.	LEV.	PARTS NO.	DESCRIPTION	QTY						I	R
				(A)	(B)	(C)	(D)	(E)	(F)		
1	2	172458-16612	HARNES A.WIRE(CABIN	1	1	1	1				
2	2	172458-16620	WIRE HARNES B	1	1	1	1				
3	2	172458-17210	WIPER MOTOR	1	1	1	1				
4	2	172458-17220	WIPER ARM	1	1	1	1				
5	2	172458-17230	WIPER BLADE	1	1	1	1				
6	2	172472-17620	HOSE, WASHER	1	1	1	1				
7	2	172455-67870	GROMMET	2	2	2	2				
8	2	172455-67880	HARNES-CURL	1	1	1	1				
9	2	172455-67900	ROOM LAMP	1	1	1	1				
10	3	172455-67930	BULB	1	1	1	1				
11	2	172455-67910	CLAMP HARNES	3	3	3	3				
12	2	172455-67910	CLAMP HARNES	3	3	3	3				
13	2	172455-67971	WORKING LAMP	1	1	1	1				
14	3	172458-17420	BULB,12V 55W	1	1	1	1				
15	2	172458-69320	GROMMET	1	1	1	1				
16	2	172455-69410	SET SCREW	2	2	2	2				
17	2	172455-69490	COVER WIPER-MOTOR	1	1	1	1				
18	2	22137-080000	WASHER 8, POLISHED	1	1	1	1				
19	2	26013-080162	BOLT W/WASHER M8X16	1	1	1	1				
20	2	26116-080202	BOLT M 8X 20 PLATED	1	1	1	1				
21	2	26366-080002	NUT M 8	1	1	1	1				
22	2	933168-55770	BAND 146	1	1	1	1				
23	1	172190-16500	HARNES	1	1	1	1				
24	1	198094-86060	WASHER,NOZZLE	1	1	1	1				
25	1	172126-16540	CLAMP 10X70	2	2	2	2				
26	1	1A1380-59480	CLAMP A,SM.&DYN.CORD	2	2	2	2				

Remarks  
 \* The constitution of the figure was changed.

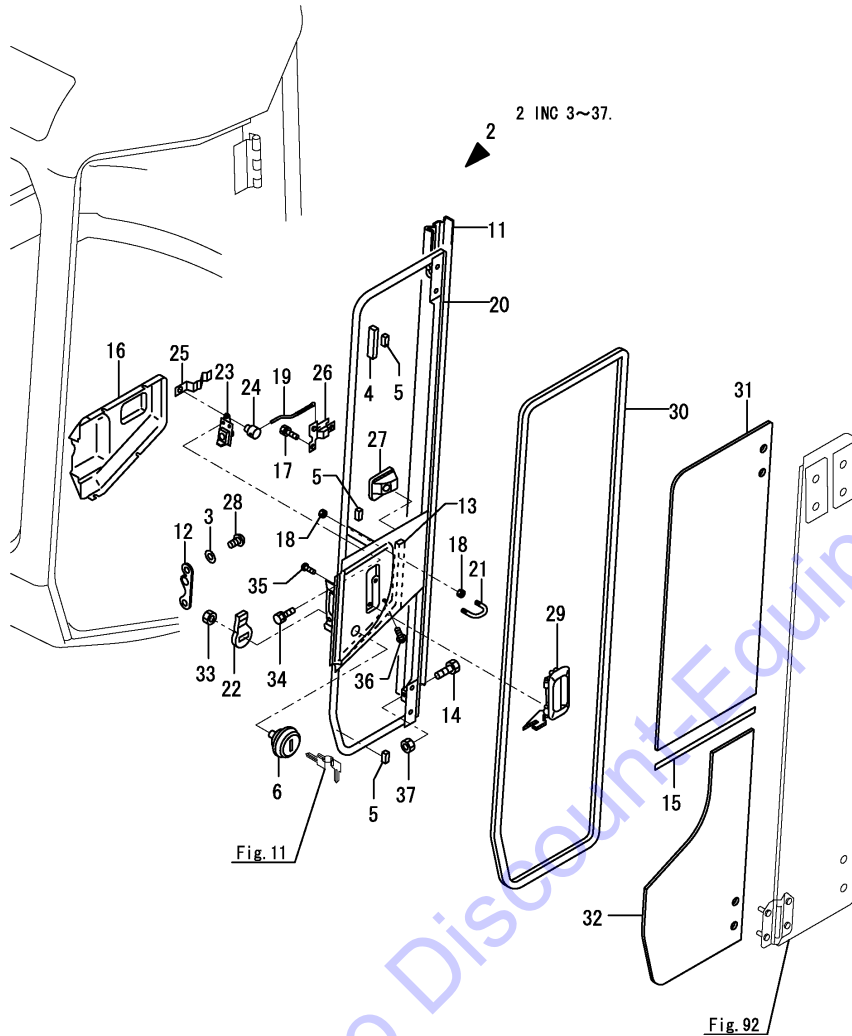
Fig.91. (40A)CABIN DOOR(FRONT)

(A)=VIO45-5B(US)  
(B)=VIO45-5B(AS)  
(C)=VIO45-5B(NZ)

(D)=VIO45-5B(SG)  
(E)=  
(F)=

CABIN ASSY is shown in Fig. 37.

CABIN DOOR ASSY  
Fig. 91 Ref No. 1  
INC Fig. 91 Ref No. 2  
Fig. 92 Ref No. 1.



REF.	LEV.	PARTS NO.	DESCRIPTION	Q'TY						I	R
				(A)	(B)	(C)	(D)	(E)	(F)		
1	2	172459-67821	CABIN DOOR	1	1	1	1				
2	3	172459-67831	DOOR ASSY, FRONT	1	1	1	1				
3	4	172458-63670	HD WASHER	2	2	2	2				
4	4	172458-63930	STOPPER	1	1	1	1				
5	4	172458-63950	SPACER	3	3	3	3				
6	4	172164-66170	KEY ASSY, CYLINDER	1	1	1	1				
11	4	172458-66720	COVER, RUBBER	1	1	1	1				
12	4	172458-67020	STRIKER	1	1	1	1				
13	4	172458-67650	DUM	1	1	1	1				
14	4	26116-100304	BOLT M10X 30 PLATED	1	1	1	1				
15	4	172458-69100	MOLD	1	1	1	1				
16	4	172455-69170	COVER, LATCH	1	1	1	1				
17	4	172455-69300	SCREW	3	3	3	3				
18	4	172445-69320	NUT	4	4	4	4				
19	4	172445-69400	ROD	1	1	1	1				
20	4	172458-69400	FRAME ASSY, DOOR	1	1	1	1				
21	4	172445-69420	DOOR HOOK	1	1	1	1				
22	4	172162-69470	LOCK PLATE	1	1	1	1				
23	4	172162-69480	LOCK ASSY	1	1	1	1				
24	4	172162-69490	PIN	1	1	1	1				
25	4	172162-69500	SPRING	1	1	1	1				
26	4	172162-69510	HANDLE ASSY	1	1	1	1				
27	4	172162-69520	COVER	1	1	1	1				
28	4	172455-69520	SCREW	2	2	2	2				
29	4	172162-69542	HANDLE, OUTER	1	1	1	1				
30	4	172458-69580	RUBBER A	1	1	1	1				
31	4	172458-69900	GLASS FU	1	1	1	1				
32	4	172458-69910	GLASS FU	1	1	1	1				
33	4	26716-100002	NUT 10	1	1	1	1				
34	4	26013-060162	BOLT M 6X 16	3	3	3	3				
35	4	26023-060122	SCREW, M6X12	2	2	2	2				
36	4	26023-060162	SCREW M 6X 16	4	4	4	4				
36-1	4	172458-69170	SCREW, 6X16	4	4	4	4				N
		(A=M53266)	(B=M53266)	(C=M53266)	(D=M53266)						
37	4	26716-100002	NUT 10	1	1	1	1				

Remarks  
\* The constitution of the figure was changed.

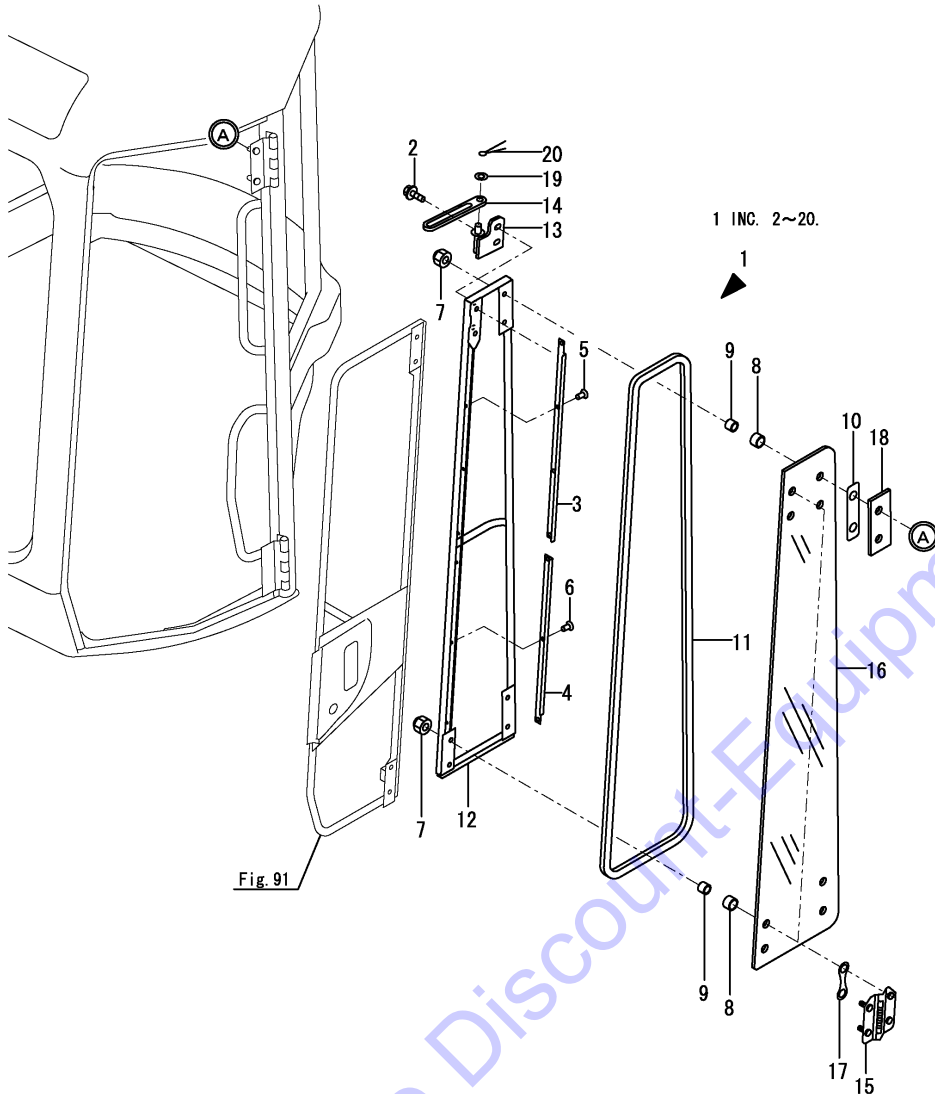
Fig.92. (40B)CABIN DOOR(REAR)

(A)=VIO45-5B(US)  
 (B)=VIO45-5B(AS)  
 (C)=VIO45-5B(NZ)

(D)=VIO45-5B(SG)  
 (E)=  
 (F)=

CABIN ASSY is shown in Fig. 37.

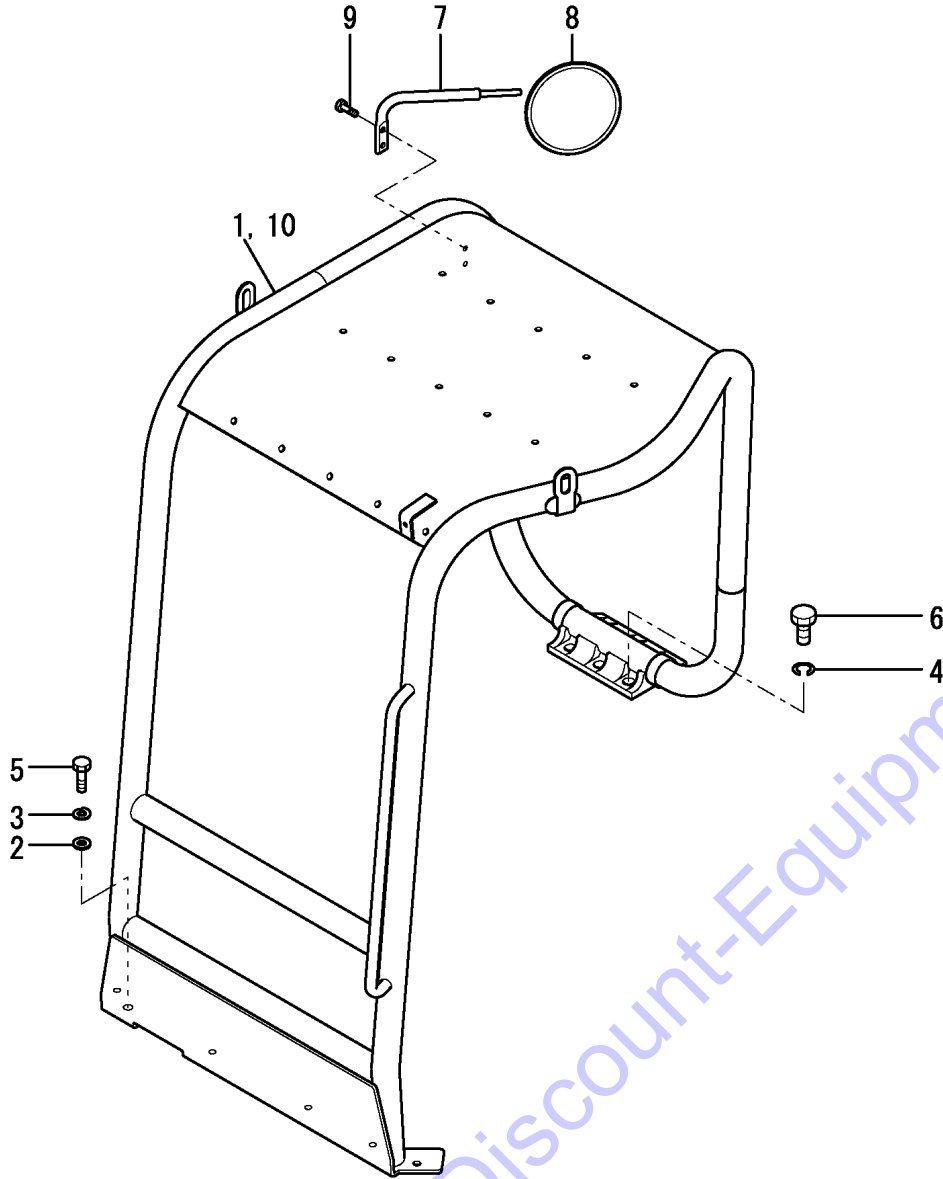
CABIN DOOR ASSY is shown in Fig. 91.



REF.	LEV.	PARTS NO.	DESCRIPTION	Q'TY						I	R
				(A)	(B)	(C)	(D)	(E)	(F)		
1	3	172459-67841	DOOR ASSY, REAR	1	1	1	1				
2	4	172519-63240	BOLT 8X 16	2	2	2	2				
3	4	172458-66780	UPPER PLATE,DOOR REA	1	1	1	1				
4	4	172458-66790	LOWER PLATE,DOOR REA	1	1	1	1				
5	4	172458-66800	TORQUES 6X16	4	4	4	4				
6	4	172458-66800	TORQUES 6X16	3	3	3	3				
7	4	172455-69140	NUT	12	12	12	12				
8	4	172455-69200	TUBE	12	12	12	12				
9	4	172455-69250	PIPE	12	12	12	12				
10	4	172455-69290	PACKING	4	4	4	4				
11	4	172458-69590	RUBBER, FRAME B ASSY	1	1	1	1				
12	4	172458-69601	FRAME ASSY, DOOR	1	1	1	1				
13	4	172458-69730	PLATE	1	1	1	1				
14	4	172458-69760	GUIDE, STOPPER	1	1	1	1				
15	4	172458-69770	HINGE	2	2	2	2				
16	4	172458-69920	GLASS R, DOOR	1	1	1	1				
17	4	172458-69960	GASKET	8	8	8	8				
18	4	172458-69990	COVER,HINGE	2	2	2	2				
19	4	22137-080000	WASHER 8, POLISHED	2	2	2	2				
20	4	22417-200160	COTTER PIN 2.0X16	2	2	2	2				

Remarks  
 \* The constitution of the figure was changed.

Fig.41. CANOPY



(A)=VIO45-5B(US)  
 (B)=VIO45-5B(AS)  
 (C)=VIO45-5B(NZ)

(D)=VIO45-5B(SG)  
 (E)=  
 (F)=

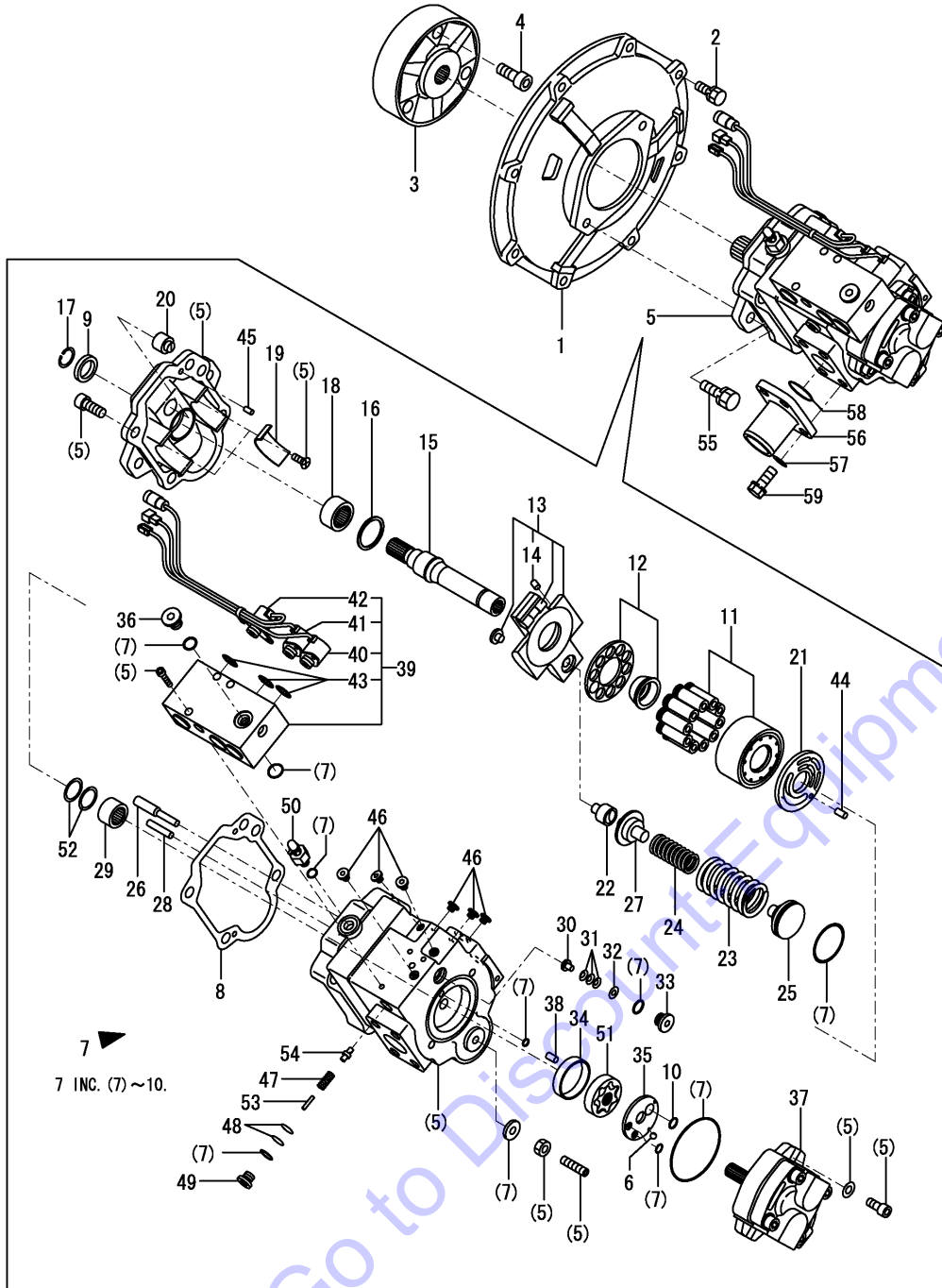
REF.	LEV.	PARTS NO.	DESCRIPTION	Q'TY						I	R
				(A)	(B)	(C)	(D)	(E)	(F)		
1	1	172467-66300-1	CANOPY ASSY		1	1	1				1
1-1	1	172467-66301-1	CANOPY ASSY, ROPS		1	1	1				F 1
		(B=M53198)	(C=M53198)	(D=M53198)							
1A	1	172A47-03362	LABEL, LIFT Q US	1	1	1	1				2
1A-1	1	172A47-03363	LABEL,LIFT Q US	1	1	1	1				N 2
		(A=M53079)	(B=M53079)	(C=M53079)	(D=M53079)						
1B	1	172437-03312	LABEL,SLOPE US	1	1	1	1				2
1C	1	172437-03343	LABEL, TRANSPORT US	1	1	1	1				2
1D	1	172437-03372	LABEL, NEUTRAL US	1	1	1	1				2
1E	1	172437-03441	LABEL, ROPS US	1	1	1	1				2
1F	1	172437-03451	LABEL, SEAT BELT US	1	1	1	1				2
1G	1	172437-03601	LABEL, 2-WAY US	1	1	1					2
1H	1	172A47-03410	LABEL,4 WAY US				1				2
1I	1	172472-03141	LABEL, SUPPORT US	1	1	1	1				2
2	1	172149-66550	WASHER	4	4	4	4				
3	1	22217-120000	SPRING WASHER 12	4	4	4	4				
4	1	22217-160000	SPRING WASHER 16	6	6	6	6				
5	1	26076-120402	BOLT 10.9 12X 4	4	4	4	4				
6	1	26076-160402	BOLT 10.9 16X40	6	6	6	6				
7	1	172A25-68301-1	BRACKET, MIRROR	1	1	1	1				
8	1	172A25-68500	REARVIEW MIRROR	1	1	1	1				
9	1	26013-100162	BOLT M10X 16	2	2	2	2				
9-1	1	26013-100252	BOLT W/WASHER M10X25	2	2	2	2				N
		(A=M53185)	(B=M53185)	(C=M53185)	(D=M53185)						
10	1	172A47-67900	CANOPY ASSY	1							1

Remarks  
 (1)It supplies it with serial number label and puts follows label again, and please use it ;  
 Ref.No.1A,1B,1C,1D,1E,1F,1G,1H,1I.  
 (2)Labels are not illustrated.

Fig.42. HYD.OIL PUMP & JOINT

(A)=VIO45-5B(US)  
 (B)=VIO45-5B(AS)  
 (C)=VIO45-5B(NZ)

(D)=VIO45-5B(SG)  
 (E)=  
 (F)=



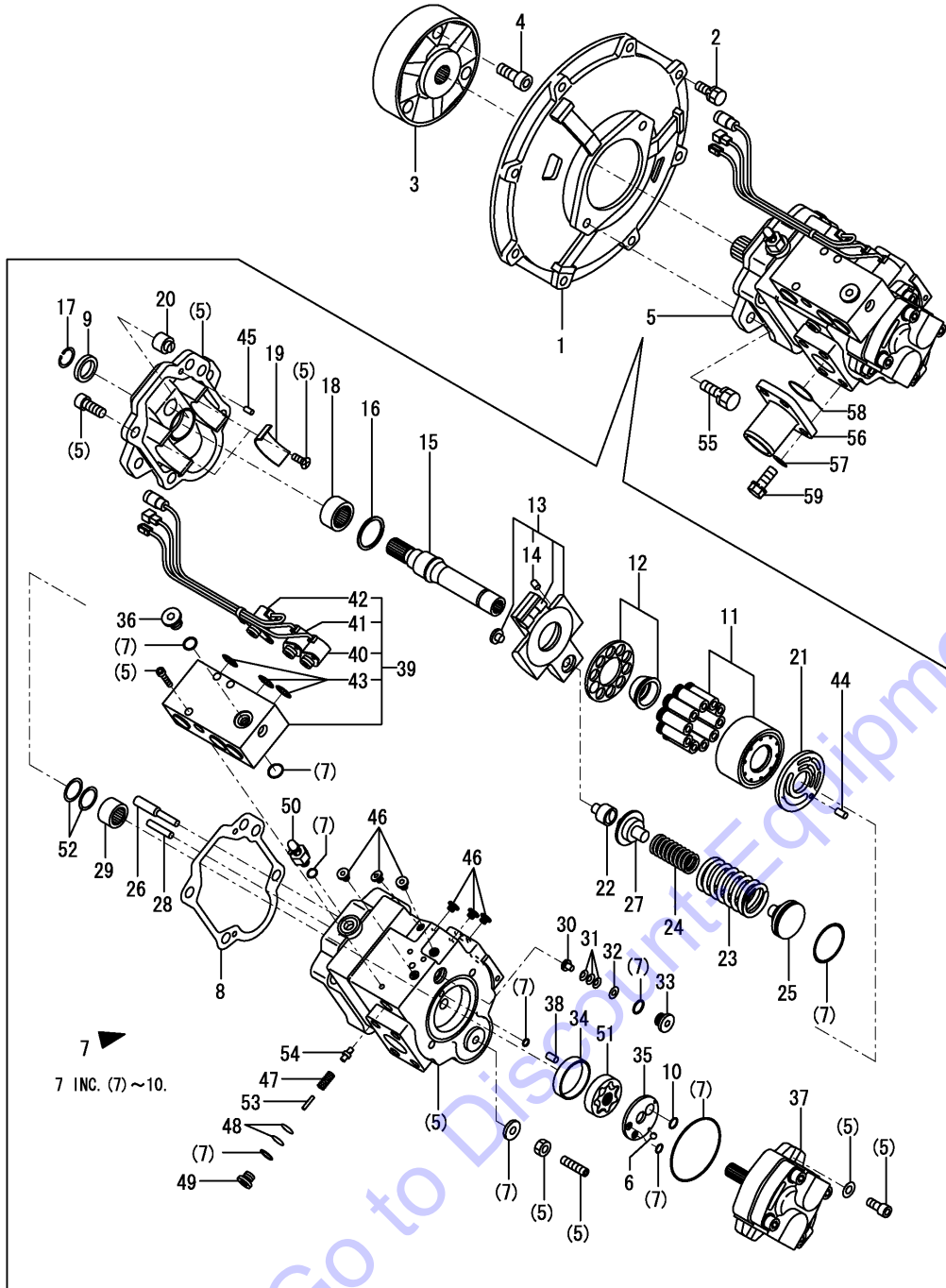
REF.	LEV.	PARTS NO.	DESCRIPTION	Q'TY						I	R
				(A)	(B)	(C)	(D)	(E)	(F)		
1	1	172168-71101-4	COVER, FLYWHEEL	1	1	1	1				
2	1	26013-100302	BOLT M10X 30	8	8	8	8				
3	1	172165-71200	COUPLING	1	1	1	1				
4	1	26450-120402	BOLT M12X 40	3	3	3	3				
5	1	172961-73102	PUMP ASSY (3SOL)	1	1	1	1				
5-1	1	172961-73103	PUMP ASSY, HYD OIL	1	1	1	1				N
		(A=M53079)	(B=M53079)	(C=M53079)	(D=M53079)						
6	2	172122-70350	BALL	1	1	1	1				
7	2	172460-73111	SEAL KIT	1	1	1	1				
8	3	172460-73170	GASKET	1	1	1	1				
9	3	172460-73190	OIL SEAL	1	1	1	1				
10	3	172460-73400	O-RING	1	1	1	1				
11	2	172460-73121	CYLINDER BLOCK KIT	1	1	1	1				
12	2	172460-73130	RETAINER	1	1	1	1				
13	2	172460-73140	PLATE	1	1	1	1				
14	3	172312-74790	ORIFICE	1	1	1	1				
15	2	172460-73150	SHAFT	1	1	1	1				
16	2	172460-73160	WASHER	1	1	1	1				
17	2	172460-73180	RING	1	1	1	1				
18	2	172460-73200	BEARING	1	1	1	1				
19	2	172460-73210	BUSH	2	2	2	2				
20	2	172460-73220	STOPPER	1	1	1	1				
20-1	2	172460-73450	STOPPER	1	1	1	1				N
		(A=M53079)	(B=M53079)	(C=M53079)	(D=M53079)						
21	2	172460-73231	PLATE, VALVE	1	1	1	1				
22	2	172460-73240	HOLDER	1	1	1	1				
23	2	172461-73150	SPRING	1	1	1	1				
24	2	172461-73140	SPRING	1	1	1	1				
25	2	172461-73270	SEAT, SPRING	1	1	1	1				
26	2	172460-73280	PIN	1	1	1	1				
27	2	172176-73290	SHEET, SPRING	1	1	1	1				
28	2	172460-73290	PIN	1	1	1	1				
29	2	172460-73330	BEARING	1	1	1	1				
30	2	172460-73340	STOPPER	1	1	1	1				
31	2	172460-73350	SPRING	3	3	3	3				
32	2	172460-73360	WASHER	1	1	1	1				
33	2	172460-73370	PLUG	1	1	1	1				
34	2	172460-73380	BUSH	1	1	1	1				
35	2	172460-73390	PLATE	1	1	1	1				
36	2	172148-70301	PLUG	1	1	1	1				
37	2	172461-73131	PUMP, GEAR	1	1	1	1				
38	2	172460-73420	PIN	1	1	1	1				
39	2	172960-73430	VALVE	1	1	1	1				
40	3	172460-73900	SOLENOID B	1	1	1	1				
41	3	172460-73910	SOLENOID A	1	1	1	1				
42	3	172460-73920	SOLENOID C	1	1	1	1				
43	3	24352-190110	O-RING 2 19011	3	3	3	3				
44	2	172122-73480	PIN	1	1	1	1				
45	2	172122-73480	PIN	2	2	2	2				
46	2	172452-73480	PLUG	6	6	6	6				
47	2	172176-73560	SPRING	1	1	1	1				

N:Old  $\frac{Yes}{No}$  New, Q:Old  $\frac{No}{Yes}$  New, R:Old  $\frac{Yes}{Yes}$  New, S:Old  $\frac{No}{No}$  New, W:Add, Z:Discontinued, F:Interchangeable by set, K:Q'ty Change  
 ++ CONTINUE ++  
 (C)Copyrights YANMAR CO.,LTD.

Fig.42. HYD.OIL PUMP & JOINT

(A)=VIO45-5B(US)  
 (B)=VIO45-5B(AS)  
 (C)=VIO45-5B(NZ)

(D)=VIO45-5B(SG)  
 (E)=  
 (F)=



REF.	LEV.	PARTS NO.	DESCRIPTION	Q'TY						I	R
				(A)	(B)	(C)	(D)	(E)	(F)		
48	2	172176-73590	SHIM	2	2	2	2				
49	2	172176-73600	PLUG	1	1	1	1				
50	2	172176-73690	BREEDER, AIR	1	1	1	1				
51	2	172176-73880	ROTOR ASSY,TROCHOID	1	1	1	1				
52	2	172176-73910	THRUST WASHER	2	2	2	2				
53	2	172176-73930	PIN	1	1	1	1				
54	2	172176-73940	POPPET	1	1	1	1				
55	1	26013-120352	BOLT M12X 35	2	2	2	2				
56	1	172165-76860	FLANGE	1	1	1	1				
57	1	22117-120000	WASHER 12	4	4	4	4				
58	1	24321-000450	O-RING 1A G-45.0	1	1	1	1				
59	1	26013-120302	BOLT W/WASHER M12X30	4	4	4	4				



Fig.93. (42A)HYD.OIL PUMP & JOINT(WITHOUT QUICK COUPLER SPEC.)

(A)=VIO45-5B(US)

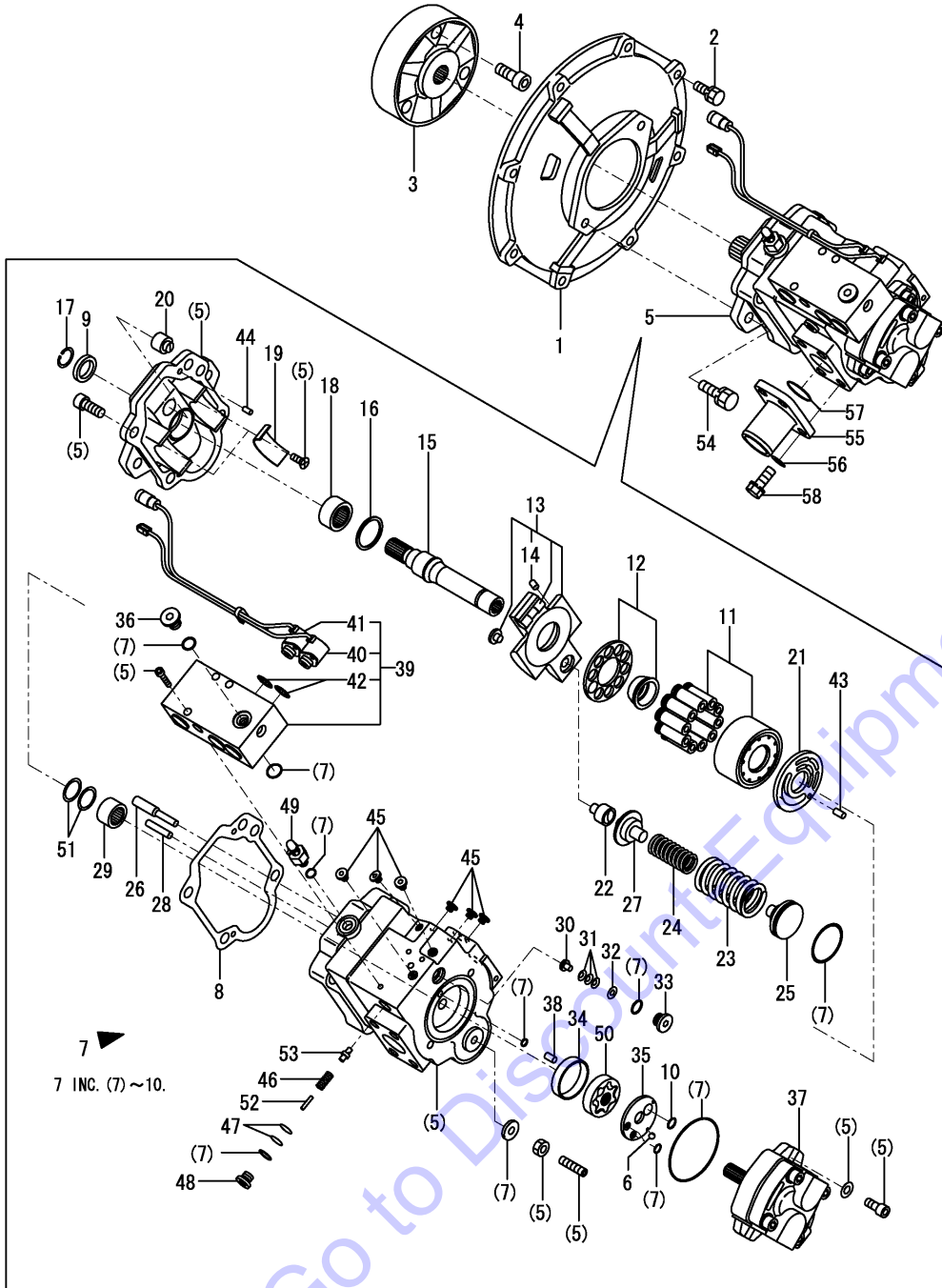
(B)=VIO45-5B(AS)

(C)=VIO45-5B(NZ)

(D)=VIO45-5B(SG)

(E)=

(F)=



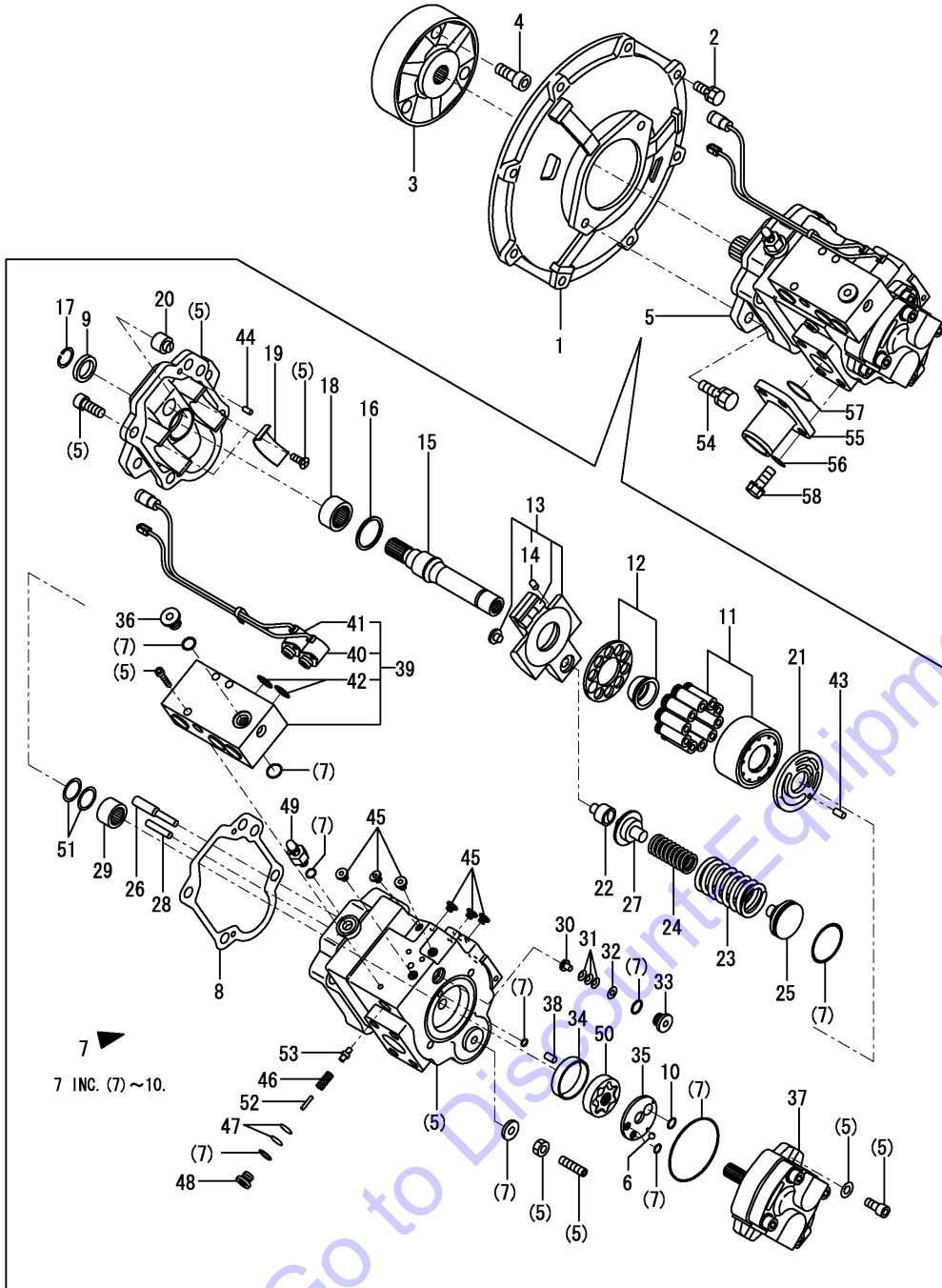
REF.	LEV.	PARTS NO.	DESCRIPTION	Q'TY						I	R
				(A)	(B)	(C)	(D)	(E)	(F)		
1	1	172168-71101-4	COVER, FLYWHEEL	1	1	1	1				
2	1	26013-100302	BOLT M10X 30	8	8	8	8				
3	1	172165-71200	COUPLING	1	1	1	1				
4	1	26450-120402	BOLT M12X 40	3	3	3	3				
5	1	172461-73103	PUMP ASSY, HYD OIL	1	1	1	1				
6	2	172122-70350	BALL	1	1	1	1				
7	2	172460-73111	SEAL KIT	1	1	1	1				
8	3	172460-73170	GASKET	1	1	1	1				
9	3	172460-73190	OIL SEAL	1	1	1	1				
10	3	172460-73400	O-RING	1	1	1	1				
11	2	172460-73121	CYLINDER BLOCK KIT	1	1	1	1				
12	2	172460-73130	RETAINER	1	1	1	1				
13	2	172460-73140	PLATE	1	1	1	1				
14	3	172312-74790	ORIFICE	1	1	1	1				
15	2	172460-73150	SHAFT	1	1	1	1				
16	2	172460-73160	WASHER	1	1	1	1				
17	2	172460-73180	RING	1	1	1	1				
18	2	172460-73200	BEARING	1	1	1	1				
19	2	172460-73210	BUSH	2	2	2	2				
20	2	172460-73450	STOPPER	1	1	1	1				
21	2	172460-73231	PLATE, VALVE	1	1	1	1				
22	2	172460-73240	HOLDER	1	1	1	1				
23	2	172461-73150	SPRING	1	1	1	1				
24	2	172461-73140	SPRING	1	1	1	1				
25	2	172461-73270	SEAT, SPRING	1	1	1	1				
26	2	172460-73280	PIN	1	1	1	1				
27	2	172176-73290	SHEET, SPRING	1	1	1	1				
28	2	172460-73290	PIN	1	1	1	1				
29	2	172460-73330	BEARING	1	1	1	1				
30	2	172460-73340	STOPPER	1	1	1	1				
31	2	172460-73350	SPRING	3	3	3	3				
32	2	172460-73360	WASHER	1	1	1	1				
33	2	172460-73370	PLUG	1	1	1	1				
34	2	172460-73380	BUSH	1	1	1	1				
35	2	172460-73390	PLATE	1	1	1	1				
36	2	172148-70301	PLUG	1	1	1	1				
37	2	172461-73131	PUMP, GEAR	1	1	1	1				
38	2	172460-73420	PIN	1	1	1	1				
39	2	172460-73430	VALVE S/A	1	1	1	1				
40	3	172460-73900	SOLENOID B	1	1	1	1				
41	3	172460-73910	SOLENOID A	1	1	1	1				
42	3	24352-190110	O-RING 2 19011	2	2	2	2				
43	2	172122-73480	PIN	1	1	1	1				
44	2	172122-73480	PIN	2	2	2	2				
45	2	172452-73480	PLUG	6	6	6	6				
46	2	172176-73560	SPRING	1	1	1	1				
47	2	172176-73590	SHIM	2	2	2	2				
48	2	172176-73600	PLUG	1	1	1	1				
49	2	172176-73690	BREEDER, AIR	1	1	1	1				
50	2	172176-73880	ROTOR ASSY, TROCHOID	1	1	1	1				
51	2	172176-73910	THRUST WASHER	2	2	2	2				

N:Old  $\begin{matrix} \text{Yes} \\ \text{No} \end{matrix}$  New, Q:Old  $\begin{matrix} \text{No} \\ \text{Yes} \end{matrix}$  New, R:Old  $\begin{matrix} \text{Yes} \\ \text{No} \end{matrix}$  New, S:Old  $\begin{matrix} \text{No} \\ \text{Yes} \end{matrix}$  New, W:Add, Z:Discontinued, F:Interchangeable by set, K:Q'ty Change  
 ++ CONTINUE ++  
 (C)Copyrights YANMAR CO.,LTD.

Fig.93. (42A)HYD.OIL PUMP & JOINT(WITHOUT QUICK COUPLER SPEC.)

(A)=VIO45-5B(US)  
 (B)=VIO45-5B(AS)  
 (C)=VIO45-5B(NZ)

(D)=VIO45-5B(SG)  
 (E)=  
 (F)=

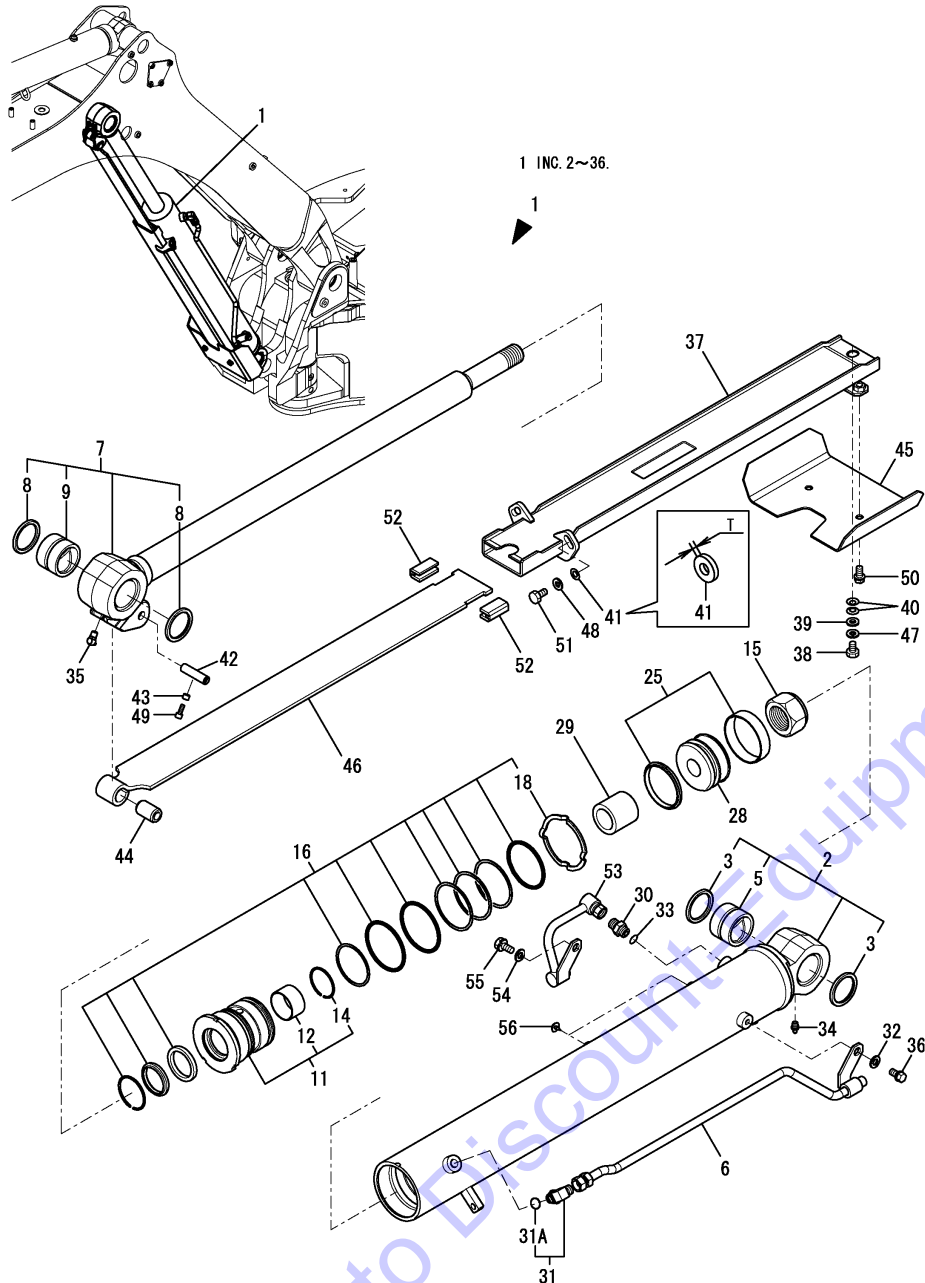


REF.	LEV.	PARTS NO.	DESCRIPTION	Q'TY						I	R
				(A)	(B)	(C)	(D)	(E)	(F)		
52	2	172176-73930	PIN	1	1	1	1				
53	2	172176-73940	POPPET	1	1	1	1				
54	1	26013-120352	BOLT M12X 35	2	2	2	2				
55	1	172165-76860	FLANGE	1	1	1	1				
56	1	22117-120000	WASHER 12	4	4	4	4				
57	1	24321-000450	O-RING 1A G-45.0	1	1	1	1				
58	1	26013-120302	BOLT W/WASHER M12X30	4	4	4	4				

Fig.43. BOOM CYLINDER

(A)=VIO45-5B(US)  
(B)=VIO45-5B(AS)  
(C)=VIO45-5B(NZ)

(D)=VIO45-5B(SG)  
(E)=  
(F)=



REF.	LEV.	PARTS NO.	DESCRIPTION	Q'TY						I	R
				(A)	(B)	(C)	(D)	(E)	(F)		
1	1	172A48-72102-2	CYLINDER ASSY, BOOM	1	1	1	1				
1-1	1	172A48-72102-N	CYLINDER ASSY, BOOM	1	1	1	1				S
		(A=M58501) (B=M54001) (C=M54001) (D=M54001)									
2	2	172A48-72111-2	TUBE ASSY, BOOM	1	1	1	1				
2-1	2	172A48-72111-N	TUBE ASSY, BOOM	1	1	1	1				S
		(A=M58501) (B=M54001) (C=M54001) (D=M54001)									
3	3	172448-54120	SEAL, DUST	2	2	2	2				
5	3	172A48-72180	BUSH	1	1	1	1				
6	2	172A47-72170-2	PIPE ASSY, BOOM	1	1	1	1				
6-1	2	172A47-72170-N	PIPE ASSY, BOOM	1	1	1	1				S
		(A=M58501) (B=M54001) (C=M54001) (D=M54001)									
7	2	172A48-72201	ROD ASSY, BOOM	1	1	1	1				
8	3	172448-54120	SEAL, DUST	2	2	2	2				
9	3	172460-72180	BUSH	1	1	1	1				
11	2	172A48-72250	HEAD ASSY	1	1	1	1				
12	3	172151-72240	BUSH, ROD	1	1	1	1				
14	3	933111-26700	RING, SPRING	1	1	1	1				
15	2	172151-72270	NUT	1	1	1	1				
16	2	172A48-72281	SEAL SET, HEAD	1	1	1	1				
18	3	172151-72290	WASHER, LOCK	1	1	1	1				
25	2	172491-72260	SEAL SET, PISTON	1	1	1	1				
28	2	172A48-72270	PISTON	1	1	1	1				
29	2	172A48-72310	PLUNGER, CUSHION	1	1	1	1				
30	2	172730-75141	ADAPTER	1	1	1	1				
31	2	172142-76181	JOINT ASSY	1	1	1	1				
31A	3	24315-000140	O-RING	1	1	1	1				W
		(A=M53001) (B=M53001) (C=M53001) (D=M53001)									
32	2	22137-100000	WASHER	1	1	1	1				
33	2	24315-000140	O-RING	1	1	1	1				
33-1	2	41851-000140	O-RING	1	1	1	1				N
		(A=M53106) (B=M53106) (C=M53106) (D=M53106)									
34	2	24761-020000	NIPPLE, GREASE	1	1	1	1				
35	2	24761-040000	NIPPLE, GREASE	1	1	1	1				
36	2	26013-100202	BOLT	1	1	1	1				
37	1	172A47-72800-2	GUIDE ASSY	1	1	1	1				
37-1	1	172A47-72800-N	GUIDE ASSY	1	1	1	1				S
		(A=M58501) (B=M54001) (C=M54001) (D=M54001)									
38	1	26116-100162	BOLT	1	1	1	1				
39	1	933147-03400	WASHER, BRAKE ARM	1	1	1	1				
40	1	933168-14170	SPRING	2	2	2	2				
41	1	172137-46042	SEAT, SPRING	2	2	2	2				
41-1	1	172A79-72570	WASHER	2	2	2	2				S 1
		(A=M53120) (B=M53120) (C=M53120) (D=M53120)									
42	1	172A23-72043	SHAFT	1	1	1	1				
43	1	172A46-72070	SPACER	1	1	1	1				
44	1	172A23-72052	GROMMET	1	1	1	1				
45	1	172A47-72820-2	COVER, HOSE	1	1	1	1				
45-1	1	172A47-72820-N	COVER, HOSE	1	1	1	1				S
		(A=M58501) (B=M54001) (C=M54001) (D=M54001)									
46	1	172A27-72951-2	PLATE, SLIDE	1	1	1	1				
46-1	1	172A27-72951-N	PLATE, SLIDE	1	1	1	1				S

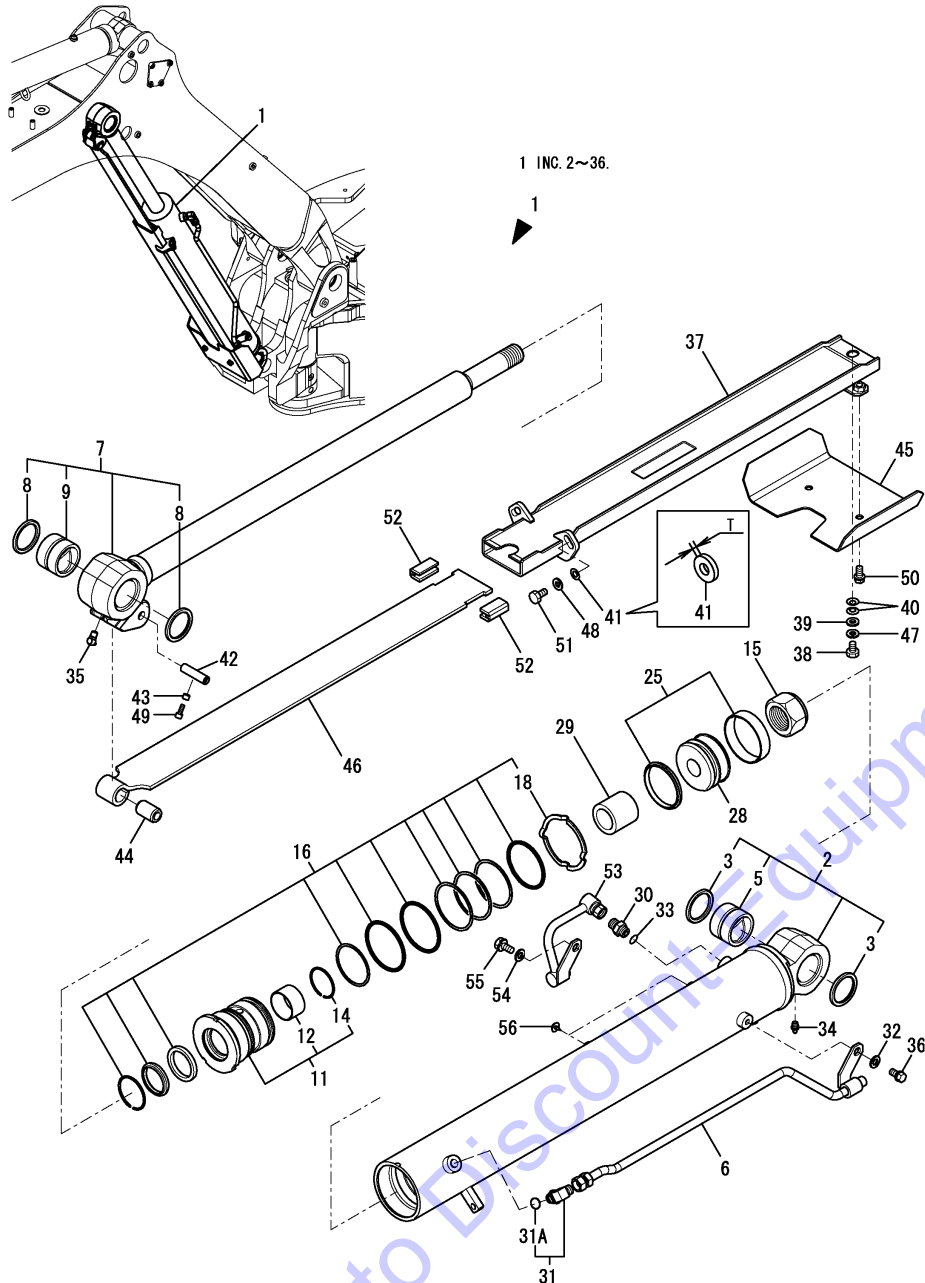
Remarks

(1)T=Ref.No.41:2mm, No.41-1:4.5mm.

Fig.43. BOOM CYLINDER

(A)=VIO45-5B(US)  
(B)=VIO45-5B(AS)  
(C)=VIO45-5B(NZ)

(D)=VIO45-5B(SG)  
(E)=  
(F)=



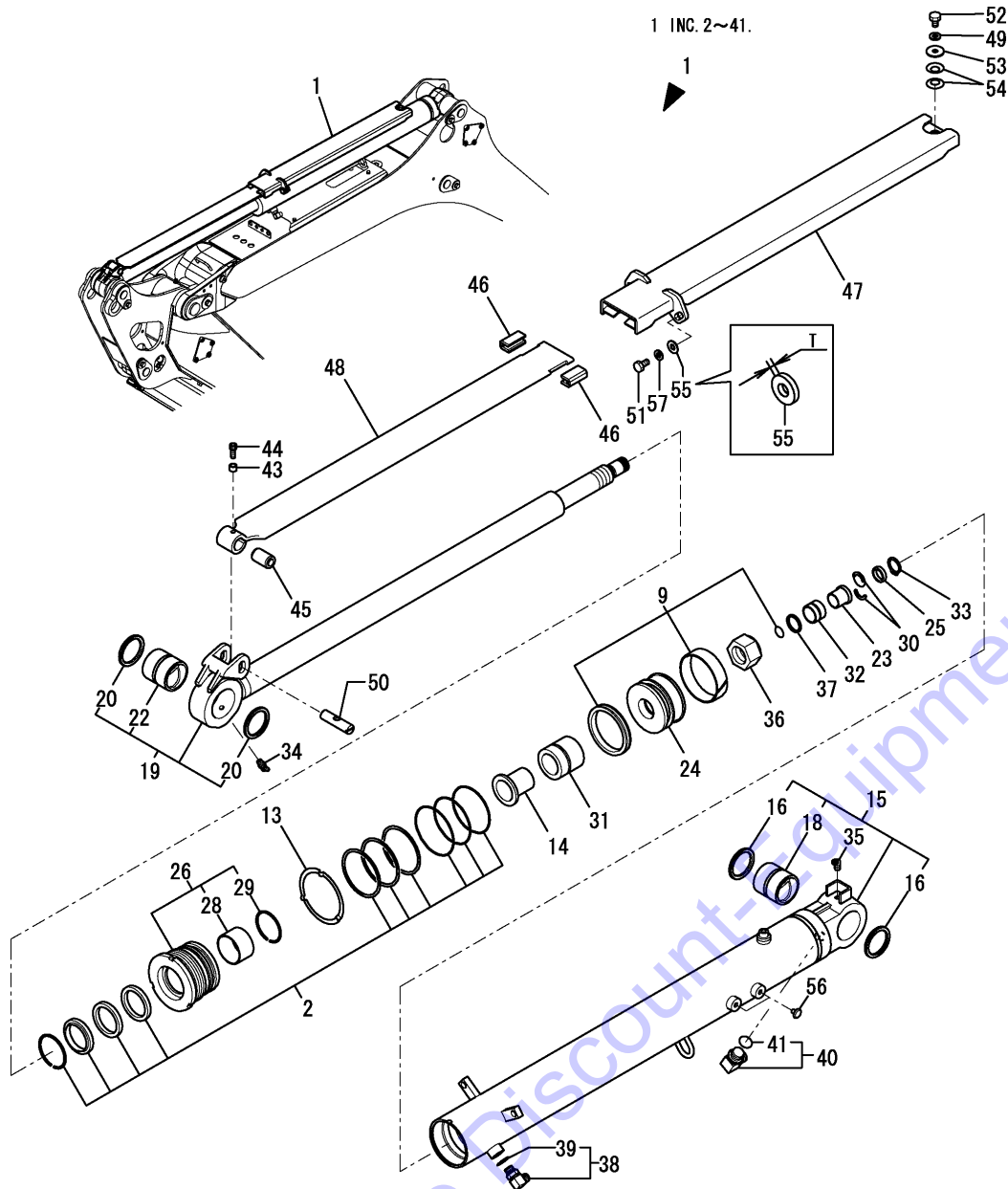
REF.	LEV.	PARTS NO.	DESCRIPTION	Q'TY						I	R	
				(A)	(B)	(C)	(D)	(E)	(F)			
		(A=M58501)	(B=M54001)	(C=M54001)	(D=M54001)							
47	1	22217-100000	WASHER, SPRING	1	1	1	1					
48	1	22217-100000	WASHER, SPRING	2	2	2	2					
49	1	172A47-72840	BOLT	1	1	1	1					
50	1	26013-100202	BOLT	2	2	2	2					
51	1	26076-100202	BOLT	2	2	2	2					
51-1	1	26076-100252	BOLT	2	2	2	2				S	
		(A=M53120)	(B=M53120)	(C=M53120)	(D=M53120)							
52	1	172A23-72081	GUIDE, SLIDE	2	2	2	2					
53	1	172A47-72770-2	PIPE, BOOM	1	1	1	1					
53-1	1	172A47-72770-N	PIPE, BOOM	1	1	1	1				S	
		(A=M58501)	(B=M54001)	(C=M54001)	(D=M54001)							
54	1	22137-100000	WASHER	1	1	1	1					
55	1	26013-100202	BOLT	1	1	1	1					
56	1	172183-81160	CLIP, TREE	2	2	2	2					

Remarks

(1)T=Ref.No.41:2mm, No.41-1:4.5mm.

N:Old  $\begin{matrix} \leftarrow \text{Yes} \\ \text{No} \end{matrix}$  New, Q:Old  $\begin{matrix} \leftarrow \text{No} \\ \text{Yes} \end{matrix}$  New, R:Old  $\begin{matrix} \leftarrow \text{Yes} \\ \text{Yes} \end{matrix}$  New, S:Old  $\begin{matrix} \leftarrow \text{No} \\ \text{No} \end{matrix}$  New, W:Add, Z:Discontinued, F:Interchangeable by set, K:Q'ty Change

Fig.44. ARM CYLINDER



Remarks

(1)T=Ref.No.55:2mm, No.55-1:4.5mm.

(A)=VIO45-5B(US)  
(B)=VIO45-5B(AS)  
(C)=VIO45-5B(NZ)

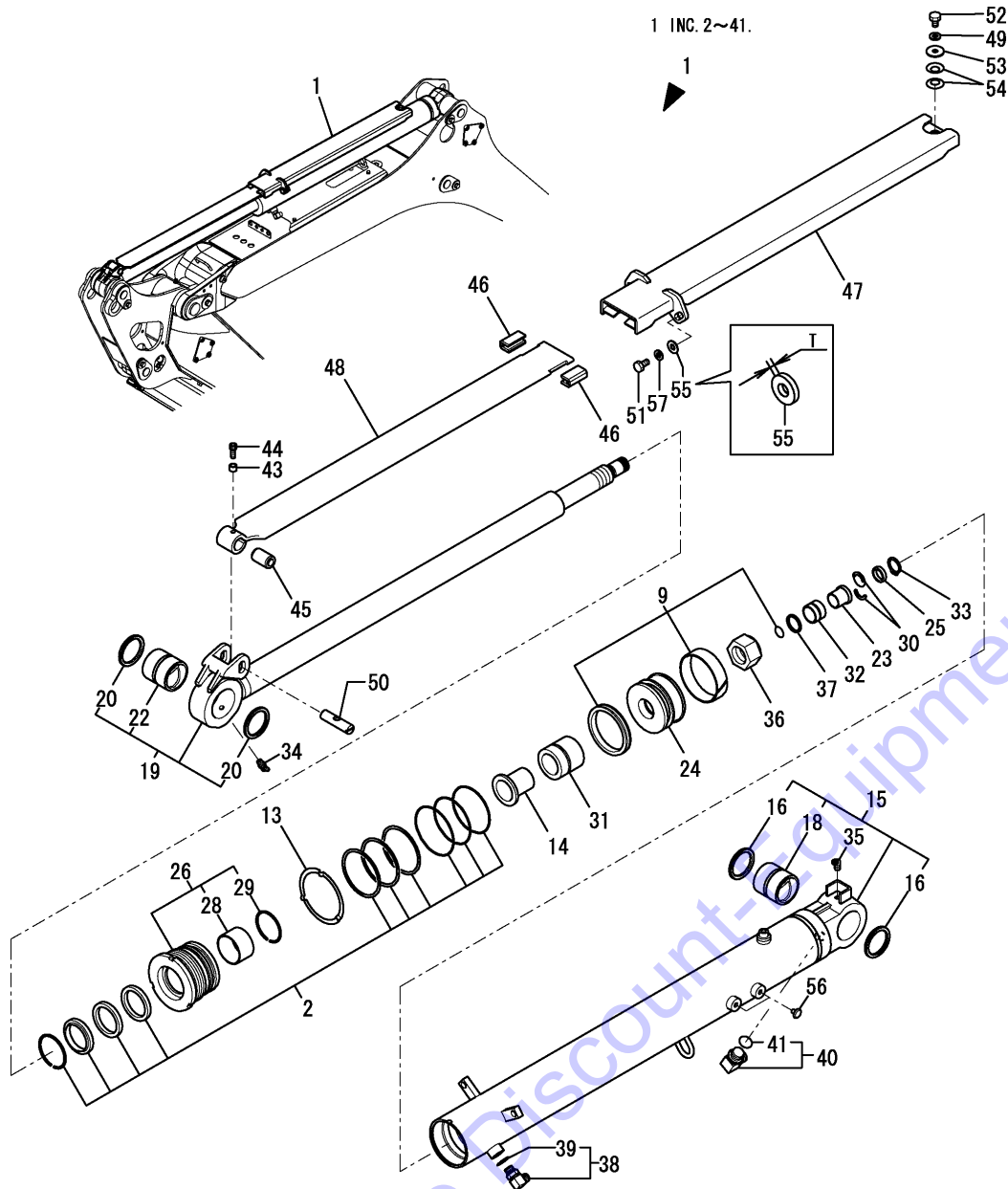
(D)=VIO45-5B(SG)  
(E)=  
(F)=

REF.	LEV.	PARTS NO.	DESCRIPTION	Q'TY						I	R
				(A)	(B)	(C)	(D)	(E)	(F)		
1	1	172A47-72302-2	CYLINDER ASSY, ARM	1	1	1	1				
1-1	1	172A47-72302-N	CYLINDER ASSY, ARM	1	1	1	1				S
		(A=M58501) (B=M54001) (C=M54001) (D=M54001)									
2	2	172A47-72911	SEAL SET, HEAD	1	1	1	1				
9	2	172461-72020	SEAL SET, PISTON	1	1	1	1				
13	2	172146-72270	WASHER, LOCK	1	1	1	1				
14	2	172461-72520	COLLAR, CUSHION	1	1	1	1				
15	2	172A47-72311-2	TUBE, ARM	1	1	1	1				
15-1	2	172A47-72311-N	TUBE, ARM	1	1	1	1				S
		(A=M58501) (B=M54001) (C=M54001) (D=M54001)									
16	3	172448-54120	SEAL, DUST	2	2	2	2				
18	3	172151-72591	BUSH	1	1	1	1				
19	2	172A47-72401	ROD ASSY, ARM	1	1	1	1				
20	3	172448-54120	SEAL, DUST	2	2	2	2				
22	3	172151-72591	BUSH	1	1	1	1				
23	2	172458-72460	COLLAR, CUSHION	1	1	1	1				
24	2	172461-72500	PISTON	1	1	1	1				
25	2	172458-72470	COVER, STOPPER	1	1	1	1				
26	2	172A47-72451	HEAD ASSY	1	1	1	1				
28	3	172151-72540	BUSH, ROD	1	1	1	1				
29	3	933125-94500	RING, SPRING	1	1	1	1				
30	2	172423-72540	STOPPER	2	2	2	2				
31	2	172461-72511	PLUNGER, CUSHION	1	1	1	1				
32	2	172460-72941	PLUNGER, CUSHION	1	1	1	1				
33	2	22242-000260	RING	1	1	1	1				
34	2	24761-040000	NIPPLE, GREASE	1	1	1	1				
35	2	24761-050000	NIPPLE, GREASE	1	1	1	1				
36	2	172151-72580	NUT	1	1	1	1				
37	2	172423-72530	SPACER	1	1	1	1				
38	2	172142-76181	JOINT ASSY	1	1	1	1				
39	3	24315-000140	O-RING	1	1	1	1				W
		(A=M53001) (B=M53001) (C=M53001) (D=M53001)									
40	2	172141-76900	CONNECTOR ASSY	1	1	1	1				
41	3	24315-000180	O-RING	1	1	1	1				
43	1	172A46-72070	SPACER	1	1	1	1				
44	1	172A47-72840	BOLT	1	1	1	1				
45	1	172A23-72052	GROMMET	1	1	1	1				
46	1	172A23-72081	GUIDE, SLIDE	2	2	2	2				
47	1	172A27-72900-2	GUIDE ASSY	1	1	1	1				
47-1	1	172A27-72900-N	GUIDE ASSY	1	1	1	1				S
		(A=M58501) (B=M54001) (C=M54001) (D=M54001)									
48	1	172A27-72951-2	PLATE, SLIDE	1	1	1	1				
48-1	1	172A27-72951-N	PLATE, SLIDE	1	1	1	1				S
		(A=M58501) (B=M54001) (C=M54001) (D=M54001)									
49	1	22217-100000	WASHER, SPRING	1	1	1	1				
50	1	172A23-72043	SHAFT	1	1	1	1				
51	1	26076-100202	BOLT	2	2	2	2				
51-1	1	26076-100252	BOLT	2	2	2	2				S
		(A=M53120) (B=M53120) (C=M53120) (D=M53120)									
52	1	26116-100162	BOLT	1	1	1	1				
53	1	933147-03400	WASHER, BRAKE ARM	1	1	1	1				

Fig.44. ARM CYLINDER

(A)=VIO45-5B(US)  
 (B)=VIO45-5B(AS)  
 (C)=VIO45-5B(NZ)

(D)=VIO45-5B(SG)  
 (E)=  
 (F)=



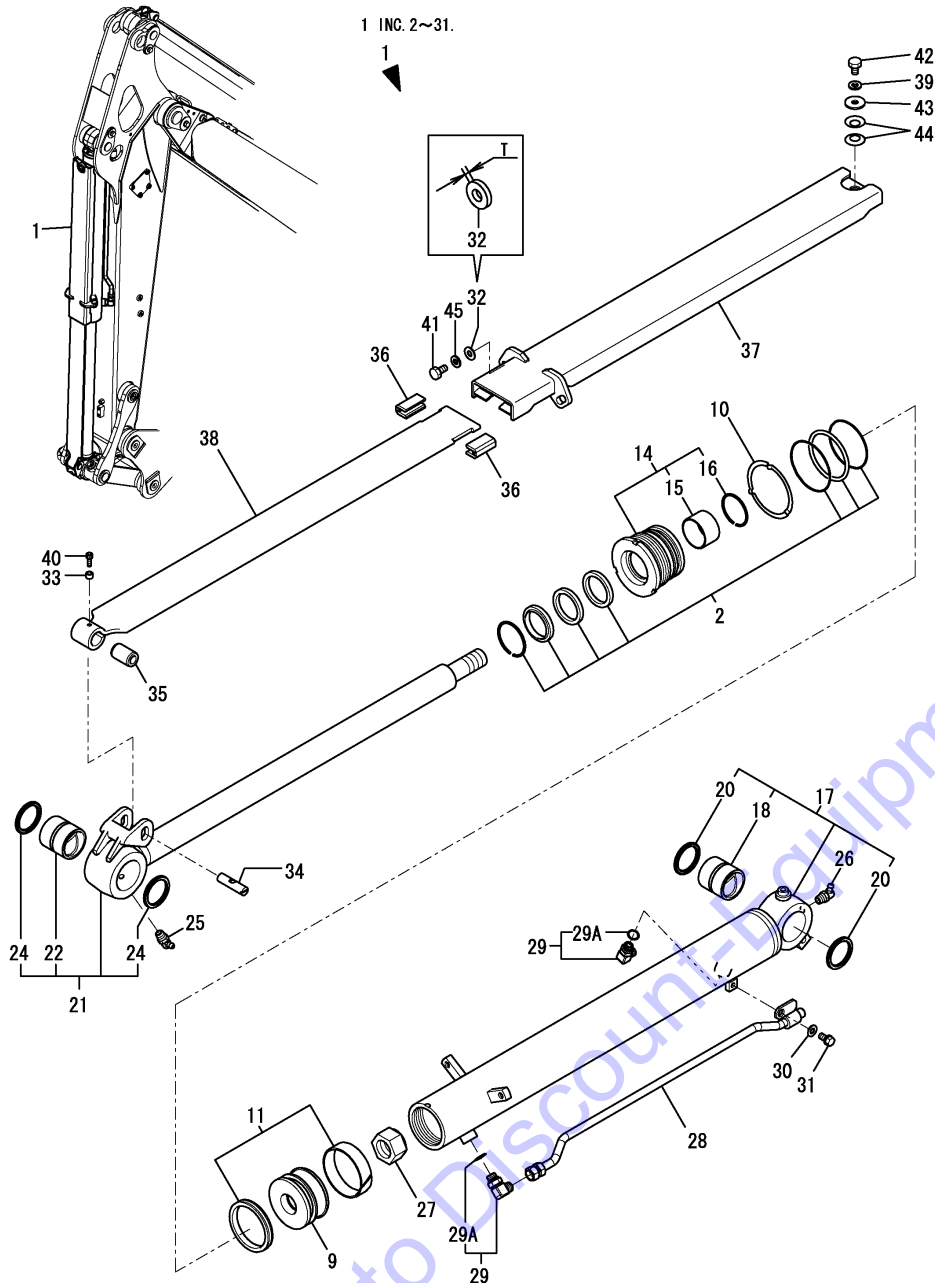
REF.	LEV.	PARTS NO.	DESCRIPTION	Q'TY						I	R
				(A)	(B)	(C)	(D)	(E)	(F)		
54	1	933168-14170	SPRING	2	2	2	2				
55	1	172137-46042	SEAT, SPRING	2	2	2	2				
55-1	1	172A79-72570	WASHER	2	2	2	2				S 1
				(A=M53120)	(B=M53120)	(C=M53120)	(D=M53120)				
56	1	172183-81160	CLIP, TREE	2	2	2	2				
57	1	22217-100000	WASHER, SPRING	2	2	2	2				

Remarks

(1)T=Ref.No.55:2mm, No.55-1:4.5mm.

N:Old  $\xrightarrow{\text{Yes}}$  New, Q:Old  $\xrightarrow{\text{No}}$  New, R:Old  $\xrightarrow{\text{Yes}}$  New, S:Old  $\xrightarrow{\text{No}}$  New, W:Add, Z:Discontinued, F:Interchangeable by set, K:Q'ty Change

Fig.45. BUCKET CYLINDER



Remarks

(1)T=Ref.No.32:2mm, No.32-1:4.5mm.

(A)=VIO45-5B(US)  
(B)=VIO45-5B(AS)  
(C)=VIO45-5B(NZ)

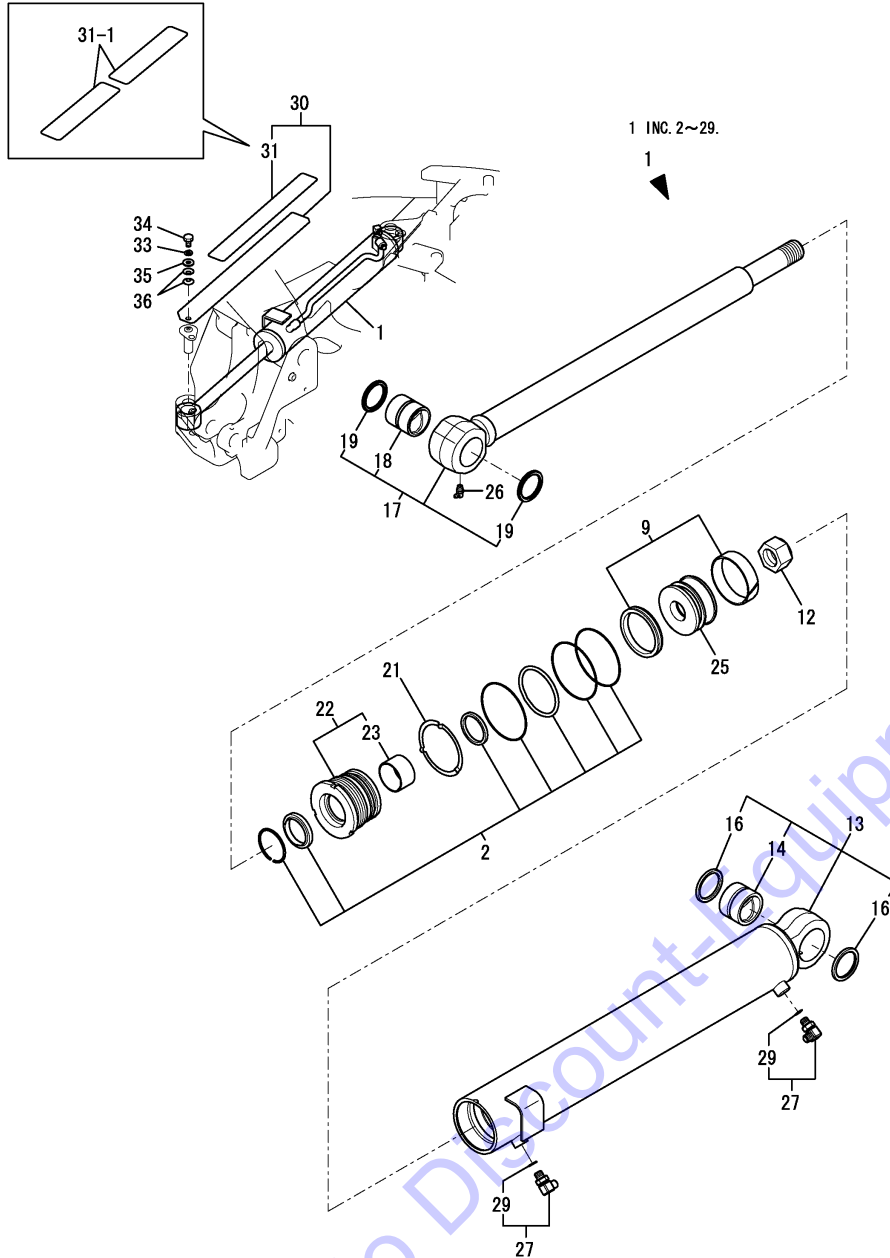
(D)=VIO45-5B(SG)  
(E)=  
(F)=

REF.	LEV.	PARTS NO.	DESCRIPTION	Q'TY						I	R
				(A)	(B)	(C)	(D)	(E)	(F)		
1	1	172A47-72501-2	CYLINDER ASSY	1	1	1	1				
1-1	1	172A47-72501-N	CYLINDER ASSY	1	1	1	1				S
		(A=M58501) (B=M54001) (C=M54001) (D=M54001)									
2	2	172A47-72921	SEAL SET, HEAD	1	1	1	1				
9	2	172148-72050	PISTON	1	1	1	1				
10	2	172141-72190	WASHER, LOCK	1	1	1	1				
11	2	172960-72630	SEAL SET, PISTON	1	1	1	1				
14	2	172A47-72651	HEAD ASSY	1	1	1	1				
15	3	172151-72540	BUSH, ROD	1	1	1	1				
16	3	933125-94500	RING, SPRING	1	1	1	1				
17	2	172A47-72511-3	TUBE, BUCKET	1	1	1	1				
17-1	2	172A47-72511-N	TUBE, BUCKET	1	1	1	1				S
		(A=M58501) (B=M54001) (C=M54001) (D=M54001)									
18	3	172165-72320	BUSH	1	1	1	1				
20	3	172168-81410	SEAL, DUST	2	2	2	2				
21	2	172A47-72601	ROD ASSY, BUCKET	1	1	1	1				
22	3	172151-72670	BUSH	1	1	1	1				
24	3	172168-81410	SEAL, DUST	2	2	2	2				
25	2	24761-040000	NIPPLE, GREASE	1	1	1	1				
26	2	24761-050000	NIPPLE, GREASE	1	1	1	1				
27	2	933111-20200	NUT	1	1	1	1				
28	2	172A47-72550-2	PIPE ASSY, BUCKET	1	1	1	1				
28-1	2	172A47-72550-N	PIPE ASSY, BUCKET	1	1	1	1				S
		(A=M58501) (B=M54001) (C=M54001) (D=M54001)									
29	2	172142-76181	JOINT ASSY	2	2	2	2				
29A	3	24315-000140	O-RING	2	2	2	2				W
		(A=M53001) (B=M53001) (C=M53001) (D=M53001)									
30	2	22137-100000	WASHER	1	1	1	1				
31	2	26013-100202	BOLT	1	1	1	1				
32	1	172137-46042	SEAT, SPRING	2	2	2	2				
32-1	1	172A79-72570	WASHER	2	2	2	2				S 1
		(A=M53120) (B=M53120) (C=M53120) (D=M53120)									
33	1	172A46-72070	SPACER	1	1	1	1				
34	1	172A23-72043	SHAFT	1	1	1	1				
35	1	172A23-72052	GROMMET	1	1	1	1				
36	1	172A23-72081	GUIDE, SLIDE	2	2	2	2				
37	1	172A47-72850-2	GUIDE ASSY	1	1	1	1				
37-1	1	172A47-72850-N	GUIDE ASSY	1	1	1	1				S
		(A=M58501) (B=M54001) (C=M54001) (D=M54001)									
38	1	172A47-72881-2	PLATE, SLIDE	1	1	1	1				
38-1	1	172A47-72881-N	PLATE, SLIDE	1	1	1	1				S
		(A=M58501) (B=M54001) (C=M54001) (D=M54001)									
39	1	22217-100000	WASHER, SPRING	1	1	1	1				
40	1	172A47-72840	BOLT	1	1	1	1				
41	1	26076-100202	BOLT	2	2	2	2				
41-1	1	26076-100252	BOLT	2	2	2	2				S
		(A=M53120) (B=M53120) (C=M53120) (D=M53120)									
42	1	26116-100162	BOLT	1	1	1	1				
43	1	933147-03400	WASHER, BRAKE ARM	1	1	1	1				
44	1	933168-14170	SPRING	2	2	2	2				
45	1	22217-100000	WASHER, SPRING	2	2	2	2				

Fig.46. SWING CYLINDER

(A)=VIO45-5B(US)  
 (B)=VIO45-5B(AS)  
 (C)=VIO45-5B(NZ)

(D)=VIO45-5B(SG)  
 (E)=  
 (F)=



REF.	LEV.	PARTS NO.	DESCRIPTION	Q'TY						I	R
				(A)	(B)	(C)	(D)	(E)	(F)		
1	1	172A47-72700	CYLINDER ASSY, SWING	1	1	1	1				
2	2	172460-72040	SEAL SET	1	1	1	1				
9	2	172460-72050	SEAL SET	1	1	1	1				
12	2	933111-20200	U-NUT M33	1	1	1	1				
13	2	172A47-72710	TUBE ASSY, SWING	1	1	1	1				
14	3	172458-72740	BUSH 40X40,SO	1	1	1	1				
16	3	172448-72650	SEAL 40X50X4,DUST	2	2	2	2				
17	2	172460-72540	ROD ASSY, SWING	1	1	1	1				
18	3	172165-72310	BUSH 40X40	1	1	1	1				
19	3	172448-72650	SEAL 40X50X4,DUST	2	2	2	2				
21	2	172151-72870	LOCK WASHER 90	1	1	1	1				
22	2	172460-72880	HEAD	1	1	1	1				
23	3	24550-045300	BUSH	1	1	1	1				
25	2	172460-72900	PISTON	1	1	1	1				
26	2	24761-050000	NIPPLE C,GREASE	1	1	1	1				
27	2	172141-76181	CONNECTOR ASSY, 02FF	2	2	2	2				
29	3	41851-000110	PACKING, 11.0	2	2	2	2				
30	1	172460-72950-2	COVER, SWING	1	1	1	1				2
31	2	172164-62430	SEAT, SWING	1	1	1	1				2
31-1	2	172164-62431	SHEET,NON SLIP50X200 (A=M53226) (B=M53226) (C=M53226) (D=M53226)	2	2	2	2				F 1
33	1	22217-100000	SPRING WASHER 10	1	1	1	1				2
34	1	26116-100162	BOLT M10X 16 PLATED	1	1	1	1				2
35	1	933147-03400	WASHER, BRAKE ARM	1	1	1	1				2
36	1	933168-14170	SPRING 16	2	2	2	2				2

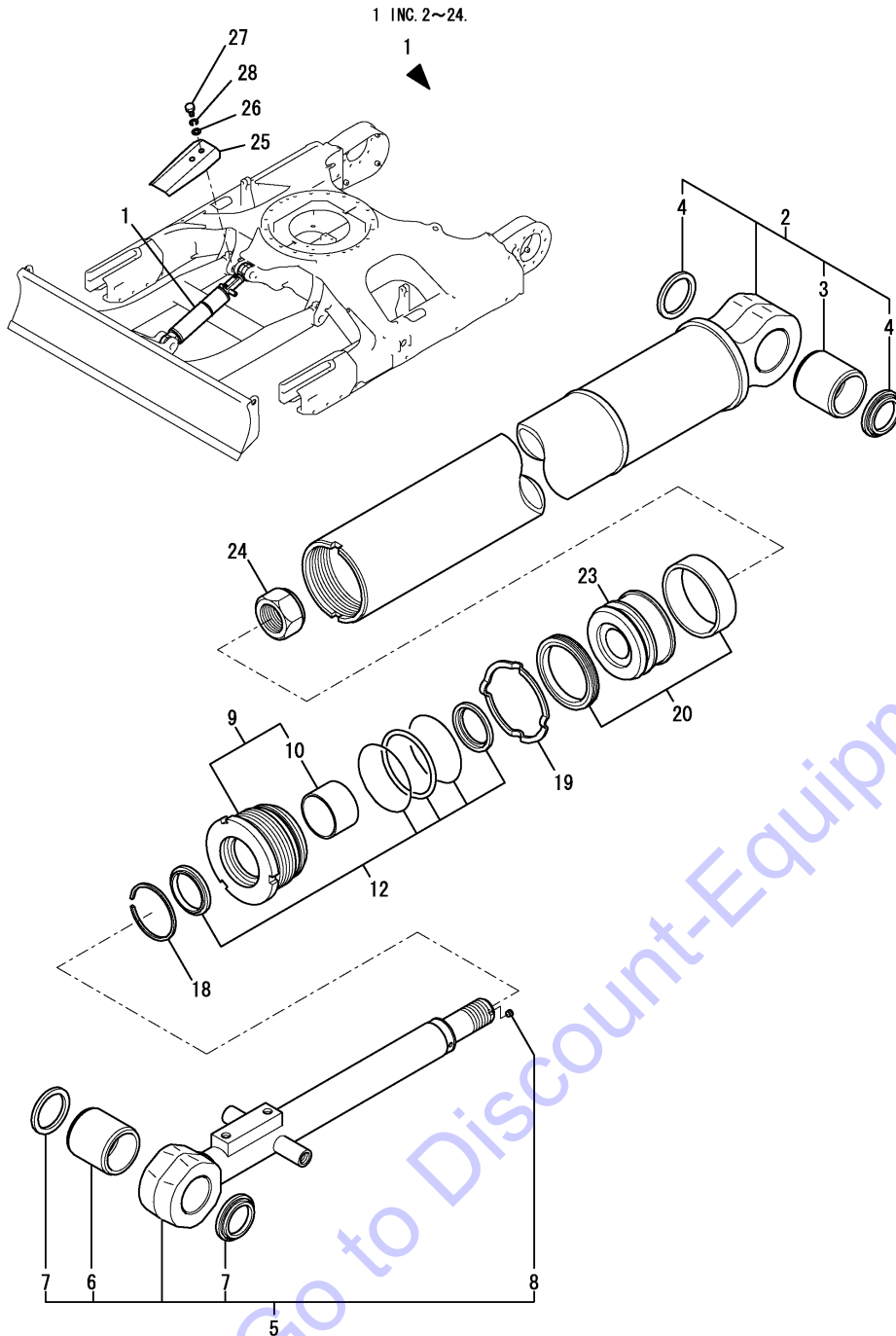
Remarks  
 (1)Please change two with a set.  
 (2)Canopy spec.



Fig.47. BLADE CYLINDER

(A)=VIO45-5B(US)  
 (B)=VIO45-5B(AS)  
 (C)=VIO45-5B(NZ)

(D)=VIO45-5B(SG)  
 (E)=  
 (F)=

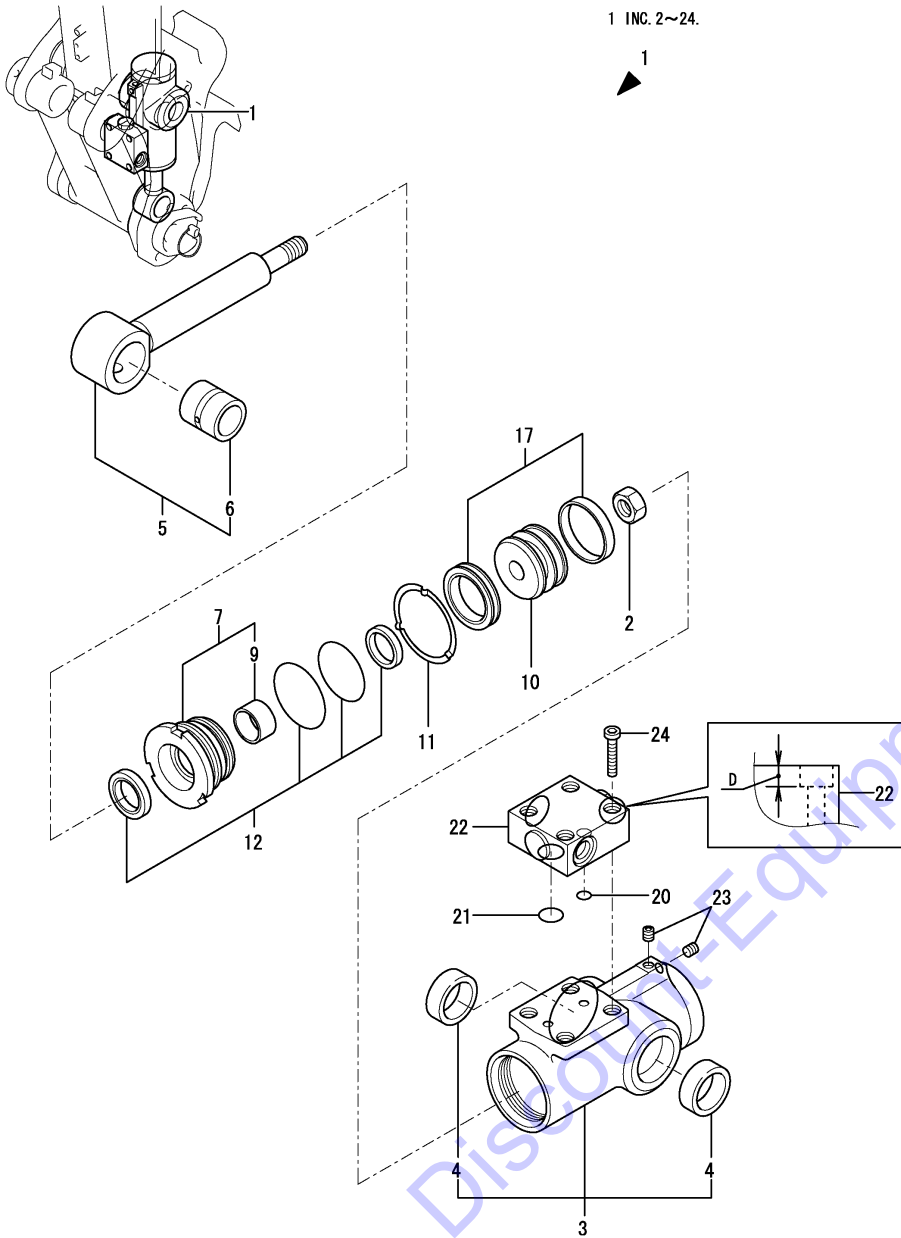


REF.	LEV.	PARTS NO.	DESCRIPTION	Q'TY						I	R
				(A)	(B)	(C)	(D)	(E)	(F)		
1	1	172960-72600-2	CYLINDER ASSY, BLADE	1	1	1	1				
2	2	172960-72640	TUBE ASSY, BLADE	1	1	1	1				
3	3	172151-72670	BUSH 45 50	1	1	1	1				
4	3	172168-81410	SEAL 45X55X4, DUST	2	2	2	2				
5	2	172423-72620	ROD ASSY, BLADE	1	1	1	1				
6	3	172151-72670	BUSH 45 50	1	1	1	1				
7	3	172168-81410	SEAL 45X55X4, DUST	2	2	2	2				
8	3	23871-010000	PLUG PT1/8, SCREW	1	1	1	1				
9	2	172151-71591	HEAD ASSY 90 50	1	1	1	1				
10	3	172151-72540	BUSH 50 35, ROD	1	1	1	1				
12	2	172151-71881	HEAD SEAL SET 90 50	1	1	1	1				
18	2	933111-26700	RING 65, SPRING	1	1	1	1				
19	2	172151-72870	LOCK WASHER 90	1	1	1	1				
20	2	172460-72050	SEAL SET	1	1	1	1				
23	2	172423-72800	PISTON 90	1	1	1	1				
24	2	172151-72580	U-NUT M36	1	1	1	1				
25	1	172445-72670-3	COVER, BLADE	1	1	1	1				
26	1	22137-120000	WASHER 12, POLISHED	2	2	2	2				
27	1	26116-120252	BOLT M12X 25 PLATED	2	2	2	2				
27-1	1	26013-120202	BOLT W/WASHER M12X20	2	2	2	2				N
		(A=MZZZZZ) (B=MZZZZZ) (C=MZZZZZ) (D=MZZZZZ)									
28	1	22217-120000	SPRING WASHER 12	2	2	2	2				Z
		(A=MZZZZZ) (B=MZZZZZ) (C=MZZZZZ) (D=MZZZZZ)									

Fig.48. QUICK COUPLER CYLINDER

(A)=VIO45-5B(US)  
 (B)=VIO45-5B(AS)  
 (C)=VIO45-5B(NZ)

(D)=VIO45-5B(SG)  
 (E)=  
 (F)=



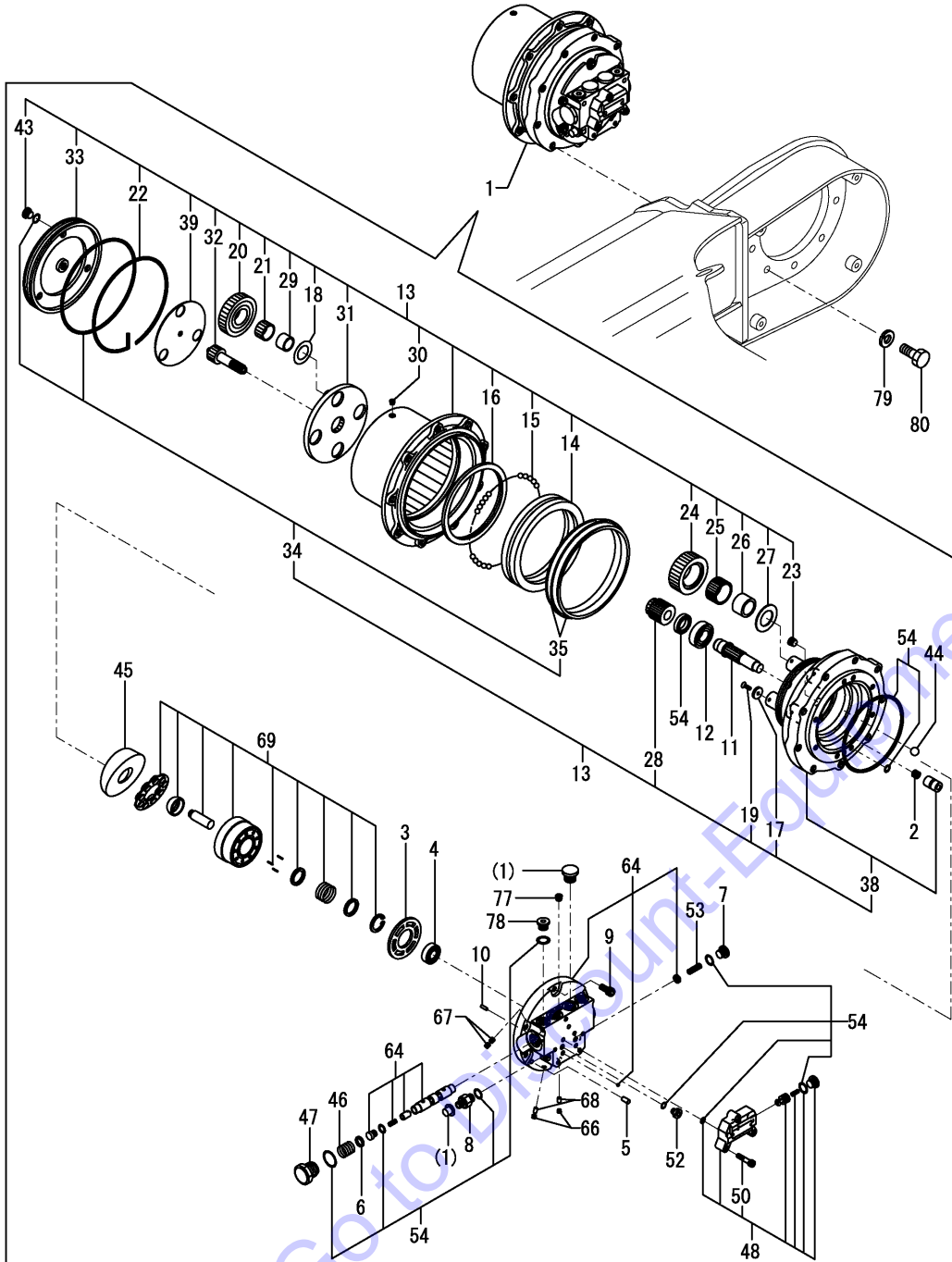
REF.	LEV.	PARTS NO.	DESCRIPTION	Q'TY						I	R
				(A)	(B)	(C)	(D)	(E)	(F)		
1	1	172960-72800-2	CYLINDER, HITCH	1	1	1	1				
1-1	1	172960-72800-N	CYLINDER, HITCH	1	1	1	1				S
		(A=M58501) (B=M54001) (C=M54001) (D=M54001)									
2	2	172141-72580	NUT M20	1	1	1	1				
3	2	172960-72810-2	TUBE,COUPLER (2J)	1	1	1	1				
3-1	2	172960-72810-N	TUBE,COUPLER	1	1	1	1				S
		(A=M58501) (B=M54001) (C=M54001) (D=M54001)									
4	3	172960-72950	BUSH	2	2	2	2				
5	2	172960-72880	ROD ASSY, HITCH	1	1	1	1				
6	3	172960-72920	BUSH	1	1	1	1				
7	2	172960-72860	HEAD	1	1	1	1				
9	3	24550-035200	BUSH	1	1	1	1				
10	2	172960-72890	PISTON	1	1	1	1				
11	2	172960-72900	WASHER	1	1	1	1				
12	2	172960-72960	SEAL SET,HEAD	1	1	1	1				
17	2	172960-72970	SEAL SET, PISTON	1	1	1	1				
20	2	172958-72950	O-RING	1	1	1	1				
21	2	172958-72960	O-RING	1	1	1	1				
22	2	172958-72982-2	VALVE, CHECK	1	1	1	1				
22-1	2	172958-72983	VALVE ASSY,OPERATE	1	1	1	1				F 1
		(A=M53394) (B=M53394) (C=M53394) (D=M53394)									
22-2	2	172958-72983-N	VALVE ASSY,OPERATE	1	1	1	1				S
		(A=M58501) (B=M54001) (C=M54001) (D=M54001)									
23	2	23871-005000	PLUG	2	2	2	2				
24	2	26450-060352	BOLT	4	4	4	4				
24-1	2	26450-060302	BOLT	4	4	4	4				S
		(A=M53394) (B=M53394) (C=M53394) (D=M53394)									

Remarks  
 (1)D=Ref.No.22:4mm, No.22-1:8mm.  
 Interchangeable by simultaneous  
 replacement with Ref.No.24-1.

Fig.49. TRAVEL MOTOR

(A)=VIO45-5B(US)  
(B)=VIO45-5B(AS)  
(C)=VIO45-5B(NZ)

(D)=VIO45-5B(SG)  
(E)=  
(F)=



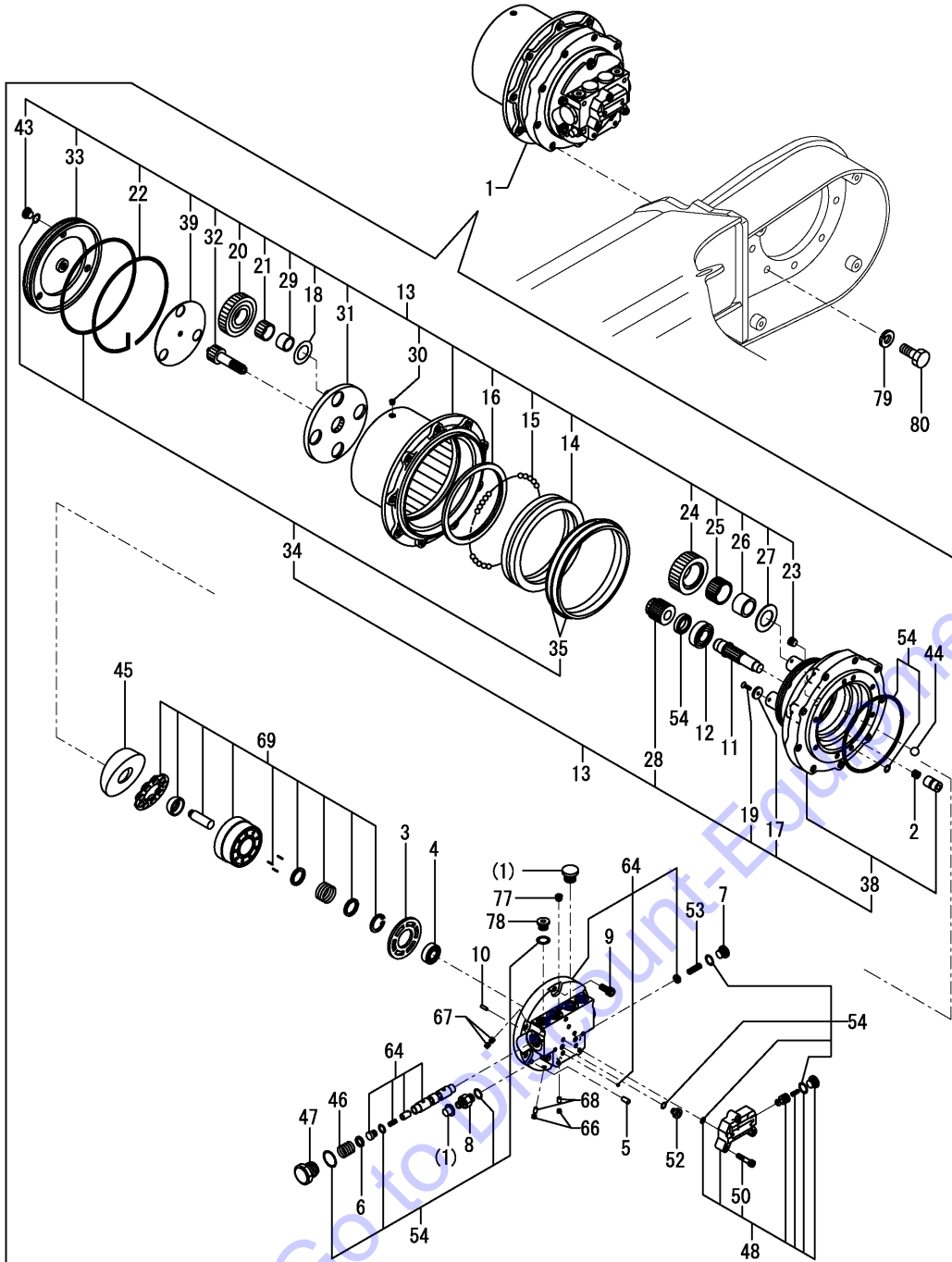
REF.	LEV.	PARTS NO.	DESCRIPTION	Q'TY						I	R
				(A)	(B)	(C)	(D)	(E)	(F)		
1	1	172460-73301	MOTOR ASSY, TRAVEL	2	2	2	2				
2	2	172147-70361	SPRING	4	4	4	4				
3	2	172147-70371	PLATE, VALVE	2	2	2	2				
4	2	172147-70390	BALL BEARING	2	2	2	2				
5	2	172122-70410	PIN	4	4	4	4				
6	2	172122-70460	SPRING SEAT	4	4	4	4				
7	2	172147-70500	PLUG	2	2	2	2				
8	2	172458-73830	PLUG	2	2	2	2				
9	2	172147-70540	HEAD BOLT, SOCKET	12	12	12	12				
10	2	172122-73470	PIN	2	2	2	2				
11	2	172423-73470	SHAFT	2	2	2	2				
12	2	172423-73480	BEARING	2	2	2	2				
13	2	172460-73501	REDUCTION GEAR	2	2	2	2				
14	3	172124-70010	BEARING	2	2	2	2				
15	3	172124-70030	BALL	198	198	198	198				
16	3	172124-70051	RING NUT	2	2	2	2				
17	3	172147-70070	PLATE	2	2	2	2				
18	3	172A47-73310	PLATE, THRUST	6	6	6	6				
19	3	172141-70110	SCREW	8	8	8	8				
20	3	172147-70111	PLANETARY, GEAR A	6	6	6	6				
21	3	172147-70120	GAUGE, W/ROLLER	6	6	6	6				
22	3	172147-70210	WIRE	2	2	2	2				
23	3	172423-73330	PLUG	4	4	4	4				
24	3	172423-73340	GEAR	8	8	8	8				
25	3	172423-73350	BEARING	8	8	8	8				
26	3	172423-73360	LATHE	8	8	8	8				
27	3	172423-73370	WASHER	8	8	8	8				
28	3	172423-73381	SUN GEAR	2	2	2	2				
29	3	172423-73410	LATHE	6	6	6	6				
30	3	172122-73430	PLUG	4	4	4	4				
31	3	172460-73511	HOLDER	2	2	2	2				
32	3	172460-73531	GEAR, DRIVE	2	2	2	2				
33	3	172460-73540	COVER	2	2	2	2				
34	3	172460-73600	SEAL KIT	2	2	2	2				
35	4	172147-70020	SEAL	4	4	4	4				
38	3	172460-73621	FRAMGE ASSY	2	2	2	2				
39	3	172460-73631	PLATE KIT, THRUST	2	2	2	2				
43	3	172183-73770	PLUG	6	6	6	6				
43-1	3	172148-70301	PLUG	6	6	6	6				R
		(A=M53001)	(B=M53001)	(C=M53001)	(D=M53001)						
44	2	172423-73510	BOLL	4	4	4	4				
45	2	172460-73551	PLATE, SWASH	2	2	2	2				
46	2	172460-73560	SPRING	4	4	4	4				
47	2	172460-73570	CAP	4	4	4	4				
48	2	172460-73580	VALVE	2	2	2	2				
50	3	172A47-73320	HEAD BOLT	6	6	6	6				
52	2	172460-73590	PLUG	4	4	4	4				
53	2	172423-73601	SPRING	2	2	2	2				
54	2	172460-73610	SEAL KIT	2	2	2	2				
64	2	172460-73641	PLATE KIT, BASE	2	2	2	2				
66	2	172147-70220	PLUG	4	4	4	4				

N:Old  $\frac{Yes}{No}$  New, Q:Old  $\frac{No}{Yes}$  New, R:Old  $\frac{Yes}{Yes}$  New, S:Old  $\frac{No}{No}$  New, W:Add, Z:Discontinued, F:Interchangeable by set, K:Q'ty Change  
++ CONTINUE ++  
(C)Copyrights YANMAR CO.,LTD.

Fig.49. TRAVEL MOTOR

(A)=VIO45-5B(US)  
 (B)=VIO45-5B(AS)  
 (C)=VIO45-5B(NZ)

(D)=VIO45-5B(SG)  
 (E)=  
 (F)=

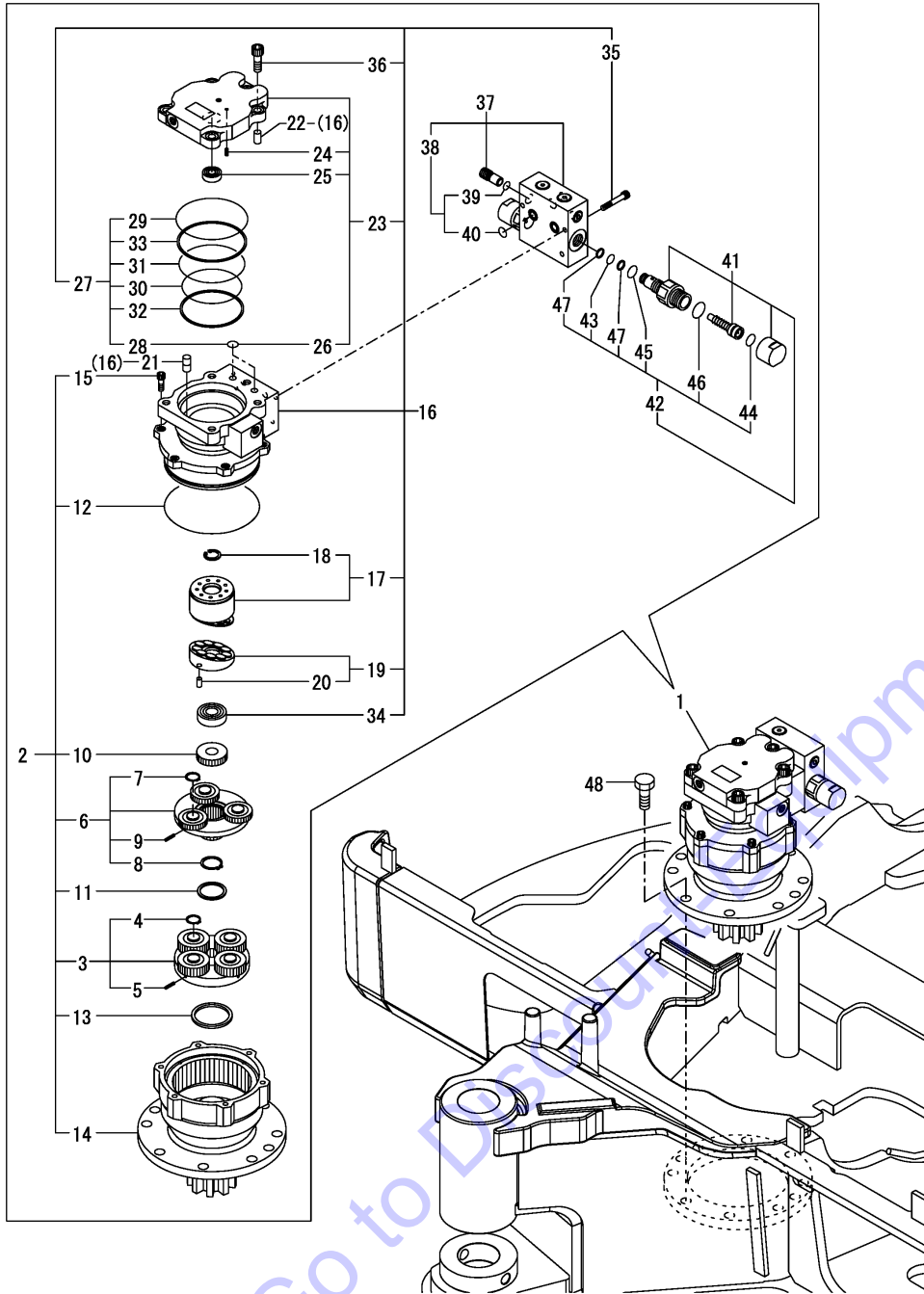


REF.	LEV.	PARTS NO.	DESCRIPTION	Q'TY						I	R
				(A)	(B)	(C)	(D)	(E)	(F)		
67	2	172148-70340	ORIFICE	8	8	8	8				
68	2	172312-74790	ORIFICE	8	8	8	8				
69	2	172423-73651	CYLINDER BLOCK KIT	2	2	2	2				
77	2	23871-020000	PLUG PT1/4,SCREW	2	2	2	2				
78	2	172147-70500	PLUG	4	4	4	4				
79	1	22217-140000	SPRING WASHER 14	18	18	18	18				
80	1	172455-29140	BOLT 14X35	18	18	18	18				

Fig.50. TURNING MOTOR

(A)=VIO45-5B(US)  
 (B)=VIO45-5B(AS)  
 (C)=VIO45-5B(NZ)

(D)=VIO45-5B(SG)  
 (E)=  
 (F)=

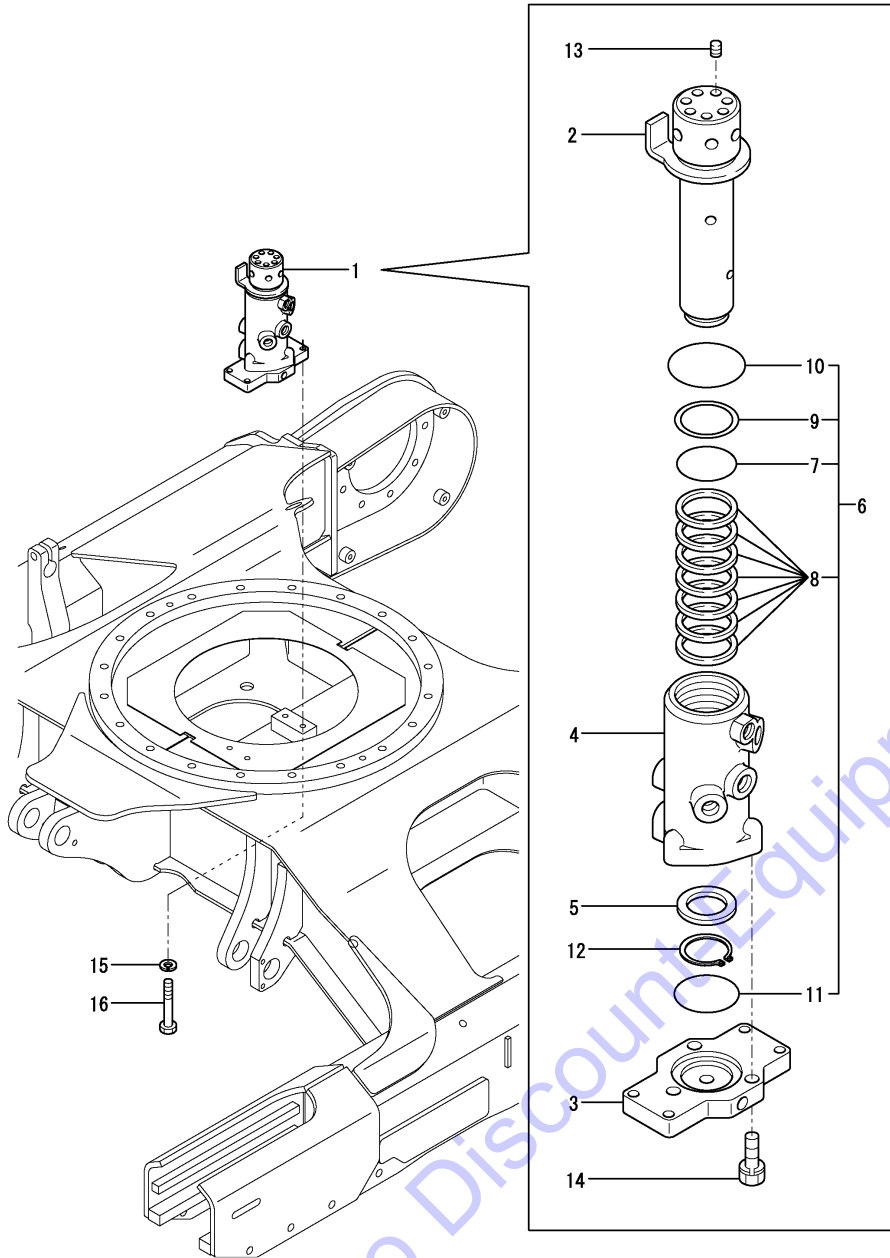


REF.	LEV.	PARTS NO.	DESCRIPTION	Q'TY						I	R
				(A)	(B)	(C)	(D)	(E)	(F)		
1	1	172461-73310	MOTOR COMP.,SWING	1	1	1	1				
2	2	172460-73700	REDUCTION GEAR	1	1	1	1				
3	3	172425-73410	CARRIER 1 KIT	1	1	1	1				
4	4	22242-000200	CIRCLIP 20	4	4	4	4				
5	4	22351-040020	SPRING PIN 4X20	4	4	4	4				
6	3	172425-73420	CARRIER 2 KIT	1	1	1	1				
7	4	22242-000200	CIRCLIP 20	3	3	3	3				
8	4	22242-000300	CIRCLIP 30	1	1	1	1				
9	4	22351-040020	SPRING PIN 4X20	3	3	3	3				
10	3	172460-73790	GEAR	1	1	1	1				
11	3	172425-73490	COLLER	1	1	1	1				
12	3	172425-73510	O-RING	1	1	1	1				
13	3	172425-73520	RING	1	1	1	1				
14	3	172460-73710	PINION	1	1	1	1				
15	3	26450-080252	BOLT M 8X 25	6	6	6	6				
16	2	172460-73720	HYD.MOTOR	1	1	1	1				
17	3	172425-73440	BARREL KIT	1	1	1	1				
18	4	22252-000280	CIRCLIP 28	1	1	1	1				
19	3	172425-73450	PLATE KIT	1	1	1	1				
20	4	172425-73550	PIN	1	1	1	1				
21	3	172425-73530	FILTER	2	2	2	2				
22	3	172425-73540	PIN	1	1	1	1				
23	3	172460-73730	BODY H KIT	1	1	1	1				
24	4	22351-050012	PIN 5X12,SPRING	1	1	1	1				
25	4	24101-062010	BALL BEARING	1	1	1	1				
26	4	24315-000180	O-RING 1B P-18.0	2	2	2	2				
27	3	172460-73740	SEAL KIT	1	1	1	1				
28	4	24315-000180	O-RING 1B P-18.0	2	2	2	2				
29	4	24325-001200	O-RING BG120.0	1	1	1	1				
30	4	24325-001000	O-RING, 1B G100.0	1	1	1	1				
31	4	24325-001100	O-RING, 1B G110	1	1	1	1				
32	4	24376-001000	BACKUP RING T3 G100	1	1	1	1				
33	4	24376-001100	BACKUP RING T3 G110	1	1	1	1				
34	3	24105-062044	BALL BEARING	1	1	1	1				
35	3	26450-080502	BOLT 8X50	4	4	4	4				
36	3	26450-120352	BOLT, M12X35	5	5	5	5				
37	2	172460-73750	VALVE	1	1	1	1				
38	3	172460-73760	SEAL KIT	1	1	1	1				
39	4	24315-000110	O-RING 1B P-11.0	2	2	2	2				
40	4	24315-000180	O-RING 1B P-18.0	2	2	2	2				
41	2	172461-73770	VALVE ASSY	2	2	2	2				
42	3	172460-73780	SEAL KIT	2	2	2	2				
43	4	24315-000140	O-RING 1B P-14.0	2	2	2	2				
44	4	24315-000180	O-RING 1B P-18.0	2	2	2	2				
45	4	24315-000220	O-RING 1B P-22.0	2	2	2	2				
46	4	24315-000280	O-RING 1B P-28.0	2	2	2	2				
47	4	24372-000140	RING	4	4	4	4				
48	1	172460-73320	BOLT	9	9	9	9				

Fig.51. SWIVEL JOINT(Y SPEC.)(TO M54044)

(A)=VIO45-5B(US)  
(B)=VIO45-5B(AS)  
(C)=VIO45-5B(NZ)

(D)=VIO45-5B(SG)  
(E)=  
(F)=



REF.	LEV.	PARTS NO.	DESCRIPTION	Q'TY						I	R
				(A)	(B)	(C)	(D)	(E)	(F)		
1	1	172444-73803 (A=M54045) (B=M54045)	JOINT ASSY, SWIVEL (C=M54045) (D=M54045)	1	1	1	1			Z	1
2	2	172444-73810	SHAFT ASSY, SWIVEL	1	1	1	1				
3	2	172444-73840	FLANGE, SWIVEL	1	1	1	1				
4	2	172444-73831	HUB, SWIVEL	1	1	1	1				
5	2	172137-73860	SPACER, SWIVEL	1	1	1	1				
6	2	172444-73880	SEAL SET, SWIVEL	1	1	1	1				
7	3	172142-73800	O-RING	1	1	1	1				
8	3	172447-73840	SEAL	7	7	7	7				
9	3	172148-73870	RING, BUCK UP	1	1	1	1				
10	3	24311-000750	O-RING	1	1	1	1				
11	3	24321-000700	PACKING, G 70.0	1	1	1	1				
12	2	22242-000451	RING	1	1	1	1				
13	2	23871-020000	PLUG	7	7	7	7				
14	2	26013-100352	BOLT	3	3	3	3				
15	1	22217-100000	WASHER, SPRING	4	4	4	4				
16	1	26116-100652	BOLT	4	4	4	4				
16-1	1	26116-100352	BOLT	4	4	4	4				S
		(A=M53079) (B=M53079)	(C=M53079) (D=M53079)								

Remarks

(1)Compatibility by assembly exchange with parts of Fig.120(51A) Ref.No.1.

Fig.120. (51A)SWIVEL JOINT(N SPEC.)(FROM M54045)

(A)=VIO45-5B(US)

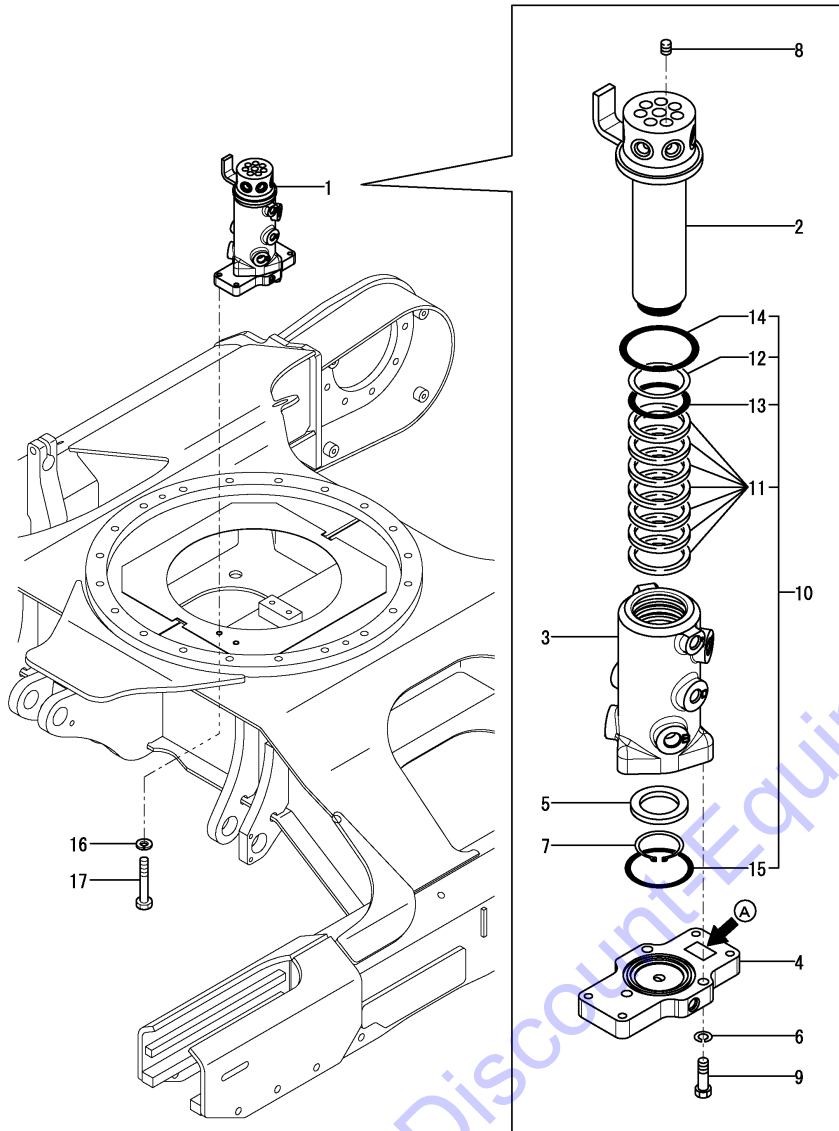
(B)=VIO45-5B(AS)

(C)=VIO45-5B(NZ)

(D)=VIO45-5B(SG)

(E)=

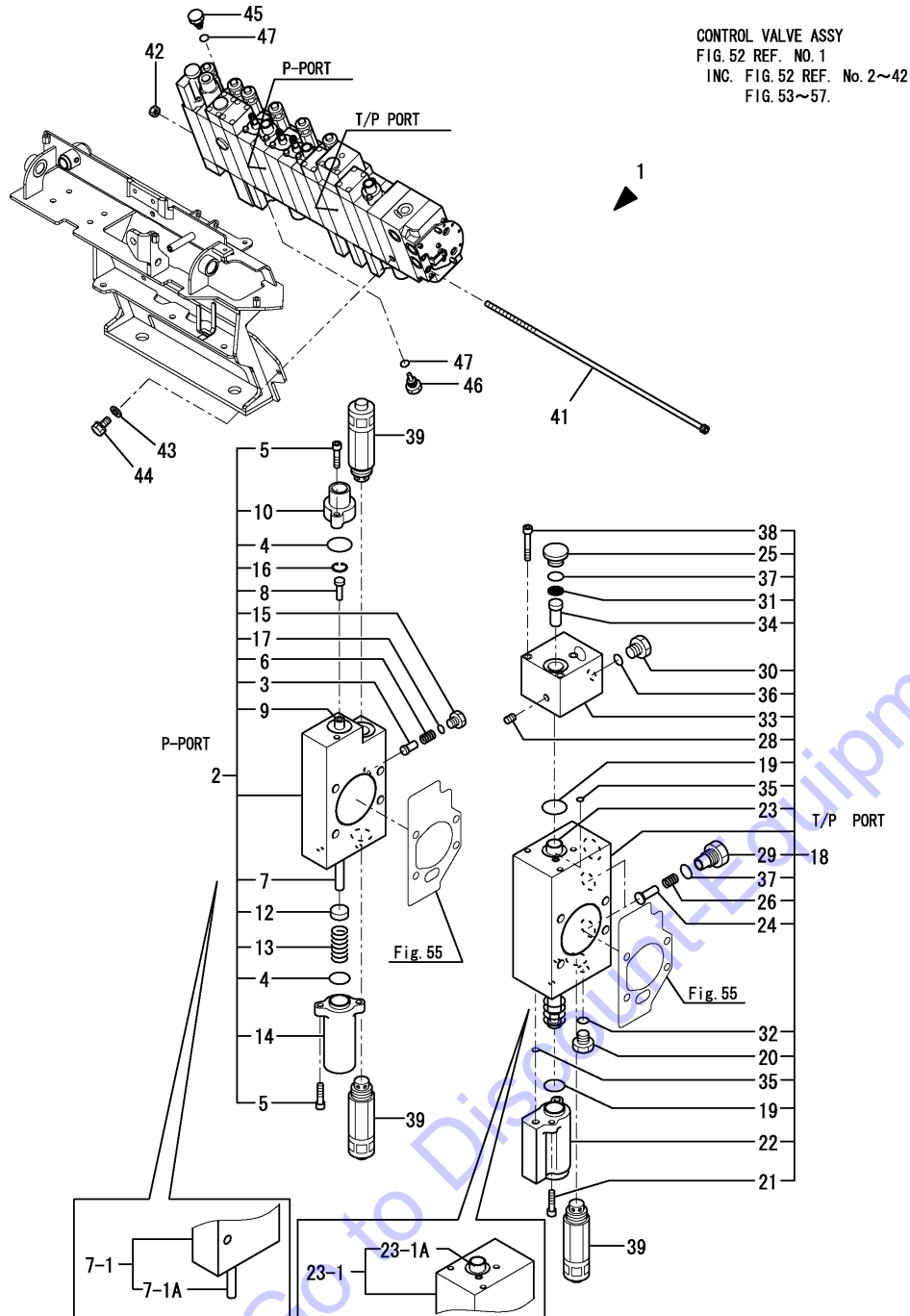
(F)=



REF.	LEV.	PARTS NO.	DESCRIPTION	Q'TY						I	R
				(A)	(B)	(C)	(D)	(E)	(F)		
1	1	172B02-73800 (A=M54045) (B=M54045)	JOINT ASSY, SWIVEL (C=M54045) (D=M54045)	1	1	1	1			W	1
2	2	172B02-73810	SHAFT ASSY, SWIVEL	1	1	1	1				
3	2	172B02-73840	HUB, SWIVEL	1	1	1	1				
4	2	172B02-73850	FLANGE, SWIVEL	1	1	1	1				
5	2	172B02-73860	SPACER, SWIVEL	1	1	1	1				
6	2	22217-100000	WASHER, SPRING	3	3	3	3				
7	2	22242-000451	RING	1	1	1	1				
8	2	23871-020000	PLUG	7	7	7	7				
9	2	26076-100352	BOLT	3	3	3	3				
10	2	172B02-73900	SEAL KIT, SWIVEL	1	1	1	1				
11	3	172B02-73870	SEAL, SWIVEL	7	7	7	7				
12	3	172B02-73880	RING, BACKUP T3 55	1	1	1	1				
13	3	24315-000560	O-RING	1	1	1	1				
14	3	24315-000750	O-RING	1	1	1	1				
15	3	24325-000700	O-RING	1	1	1	1				
16	1	22217-100000	WASHER, SPRING	4	4	4	4				
17	1	26116-100352	BOLT	4	4	4	4				

Remarks  
(1)A:'NACHI'LABEL

Fig.52. CONTROL VALVE(1/6)(US : TO M58000,AS,NZ)



(A)=VIO45-5B(US) (D)=VIO45-5B(SG)  
 (B)=VIO45-5B(AS) (E)=  
 (C)=VIO45-5B(NZ) (F)=

REF.	LEV.	PARTS NO.	DESCRIPTION	Q'TY						I	R
				(A)	(B)	(C)	(D)	(E)	(F)		
1	1	172A47-74112	VALVE ASSY, CONTROL	1	1	1					
1-1	1	172A47-74113	VALVE ASSY, CONTROL	1	1	1					N
		(A=M53302) (B=M53302) (C=M53302)									
2	2	172A47-75520	PART, SUPPLY	1	1	1					
3	3	172499-70180	CHECK VALVE	1	1	1					
4	3	172458-74230	PACKING S 22	2	2	2					
5	3	172458-74260	SWP HEX.BOLT 5X20	4	4	4					
6	3	172173-74280	SPRING,CHECK	1	1	1					
7	3	172A47-74350	SPOOL ASSY,INLET	1	1	1					Z
		(A=M53001) (B=M53001) (C=M53001)									
7-1	3	172A47-74500	INLET SECTION ASSY	1	1	1					W
		(A=M53001) (B=M53001) (C=M53001)									
7-1A	4	172A47-74350	SPOOL ASSY,INLET	1	1	1					
8	3	172A47-74360	FILTER	1	1	1					
9	3	172A47-74370	PISTON	1	1	1					
10	3	172A47-74380	COVER B5, PILOT	1	1	1					
12	3	172458-74530	SEAT, SPRING	1	1	1					
13	3	172458-74540	SPRING,RETURN	1	1	1					
14	3	172458-74550	COVER A2, PILOT	1	1	1					
15	3	172458-74670	PLUG,PF1/8	1	1	1					
16	3	172A47-74980	CIRCLIP,C	1	1	1					
17	3	24315-000080	O-RING 1B P-8.0	1	1	1					
18	2	172A47-75570	SECTION ASSY	1	1	1					
18-1	2	172A47-75571	SECTION ASSY	1	1	1					N
		(A=M53210) (B=M53210) (C=M53210)									
19	3	172458-74230	PACKING S 22	2	2	2					
20	3	172A47-74260	PLUG (SAE1/4)	2	2	2					
20-1	3	172A47-74260	PLUG (SAE1/4)	1	1	1					K
		(A=M53001) (B=M53001) (C=M53001)									
21	3	172458-74260	SWP HEX.BOLT 5X20	1	1	1					
21-1	3	172458-74260	SWP HEX.BOLT 5X20	2	2	2					K
		(A=M53001) (B=M53001) (C=M53001)									
22	3	172A47-74280	COVER BL ,PILOT	1	1	1					
23	3	172A47-74290	SPOOL ASSY,JOIN	1	1	1					Z
		(A=M53001) (B=M53001) (C=M53001)									
23-1	3	172A47-74440	JOIN SECTION SUB	1	1	1					W
		(A=M53001) (B=M53001) (C=M53001)									
23-1A	4	172A47-74290	SPOOL ASSY,JOIN	1	1	1					
23-2	3	172A47-74441	JOIN SECTION SUB	1	1	1					N
		(A=M53210) (B=M53210) (C=M53210)									
23-2A	4	172A47-74291	SPOOL ASSY,JOIN	1	1	1					N
		(A=M53210) (B=M53210) (C=M53210)									
24	3	172458-74290	CHECK VALVE	2	2	2					
25	3	172183-74350	PLUG PF1/4	1	1	1					
26	3	172458-74360	SPRING, CHECK VALVE	2	2	2					
28	3	172458-74460	PLUG GPM1/32	2	2	2					
29	3	172458-74640	STAY, CHECK VALVE	2	2	2					
30	3	172458-74670	PLUG,PF1/8	1	1	1					
31	3	172499-74860	FILTER	1	1	1					
32	3	172A47-74950	O-RING AS568-904	1	1	1					
33	3	172A47-74960	BODY,PILOT	1	1	1					

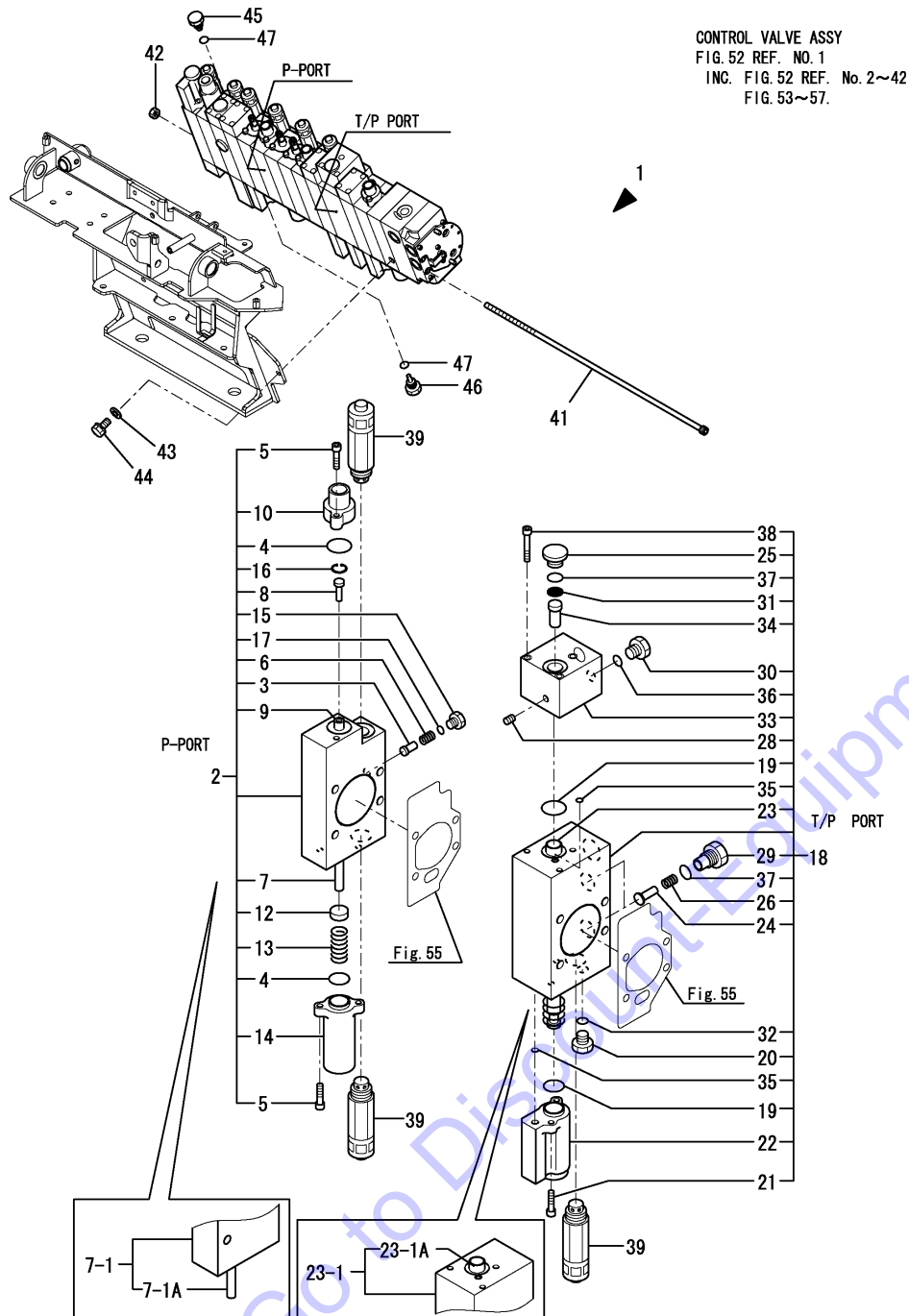
N:Old  $\xrightarrow{Yes}$  New, Q:Old  $\xrightarrow{No}$  New, R:Old  $\xrightarrow{Yes}$  New, S:Old  $\xrightarrow{No}$  New, W:Add, Z:Discontinued, F:Interchangeable by set, K:Q'ty Change  
 ++ CONTINUE ++  
 (C)Copyrights YANMAR CO.,LTD.



Fig.52. CONTROL VALVE(1/6)(US : TO M58000,AS,NZ)

(A)=VIO45-5B(US)  
 (B)=VIO45-5B(AS)  
 (C)=VIO45-5B(NZ)

(D)=VIO45-5B(SG)  
 (E)=  
 (F)=

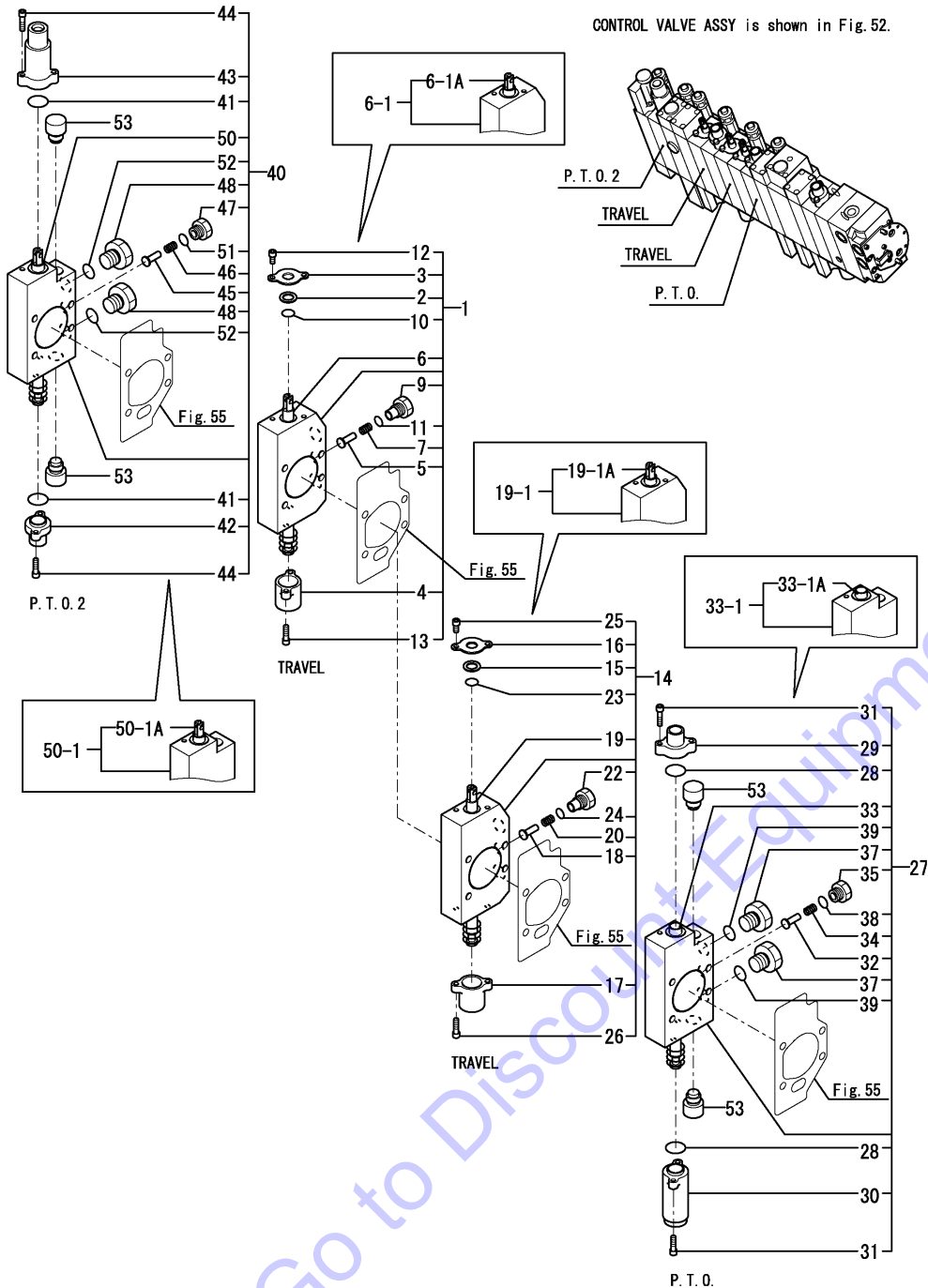


REF.	LEV.	PARTS NO.	DESCRIPTION	Q'TY						I	R
				(A)	(B)	(C)	(D)	(E)	(F)		
34	3	172499-74960	PLUG	1	1	1					
35	3	24311-000060	O-RING 1A P-6.0	2	2	2					
36	3	24315-000080	O-RING 1B P-8.0	1	1	1					
37	3	24315-000110	O-RING 1B P-11.0	3	3	3					
38	3	26450-050452	BOLT M 5X 45	3	3	3					
39	2	172A47-75400	VALVE ASSY, RELIEF	3	3	3					
41	2	172A47-75450	BOLT L=412	4	4	4					Z
		(A=M53001) (B=M53001) (C=M53001)									
41-1	2	172A47-75810	BOLT L=443	4	4	4					W
		(A=M53001) (B=M53001) (C=M53001)									
42	2	26716-080002	NUT M 8	4	4	4					
43	1	22133-100000	WASHER 10	3	3	3					
44	1	26013-100162	BOLT M10X 16	3	3	3					
45	1	172A47-76270	PILOT PLUG A	1	1	1					
46	1	172A47-76280	PILOT PLUG B	1	1	1					
47	1	24315-000110	O-RING 1B P-11.0	2	2	2					
47-1	1	41851-000110	PACKING, 11.0	2	2	2					N
		(A=M53106) (B=M53106) (C=M53106)									

Fig.53. CONTROL VALVE(2/6)(US : TO M58000,AS,NZ)

(A)=VIO45-5B(US)  
(B)=VIO45-5B(AS)  
(C)=VIO45-5B(NZ)

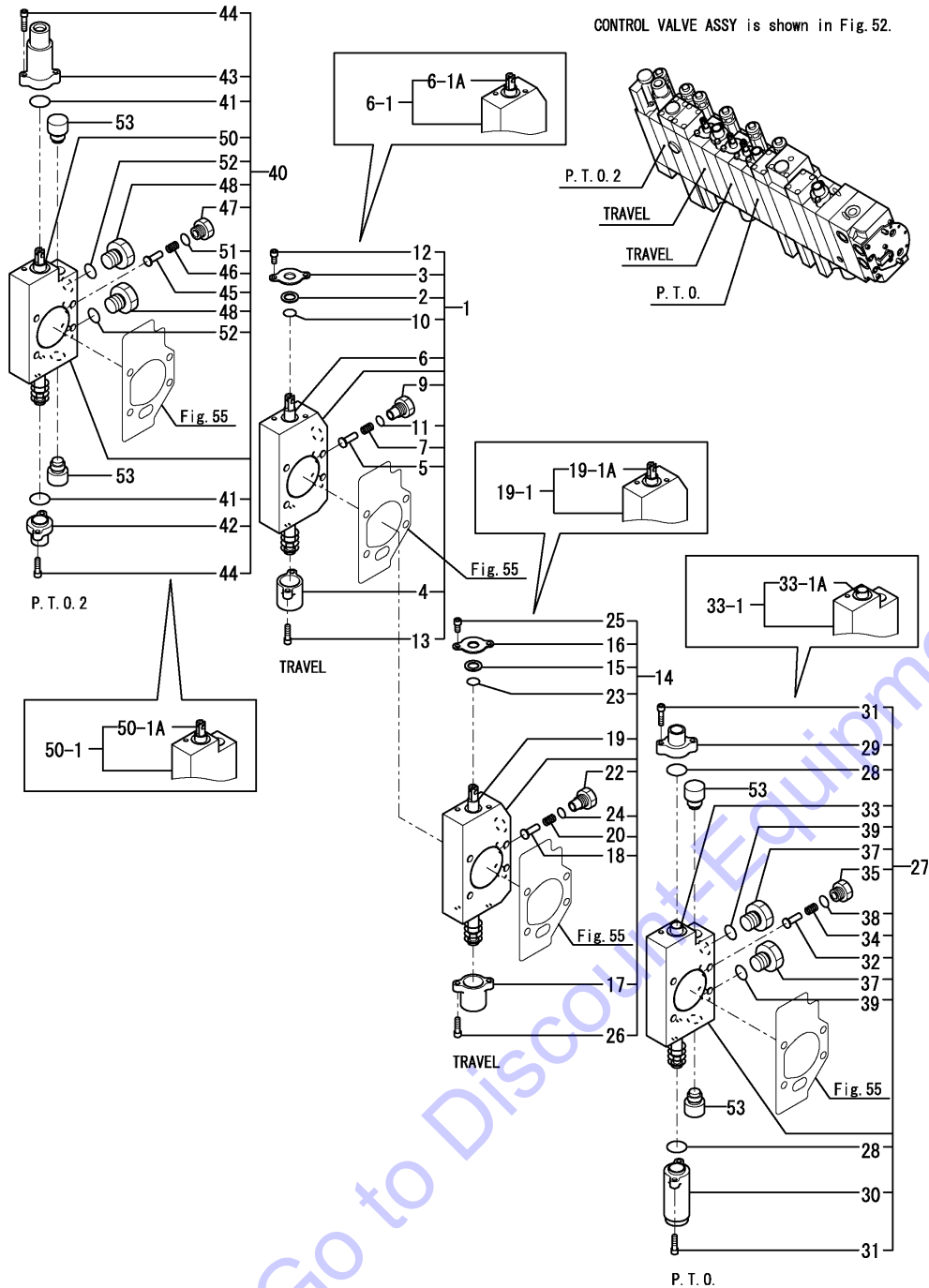
(D)=VIO45-5B(SG)  
(E)=  
(F)=



REF.	LEV.	PARTS NO.	DESCRIPTION	Q'TY						I	R
				(A)	(B)	(C)	(D)	(E)	(F)		
1	2	172A47-75510	SELECTOR,TRAVEL	1	1	1					
1-1	2	172A47-75511	SELECTOR,TRAVEL	1	1	1					N
		(A=M53302) (B=M53302) (C=M53302)									
2	3	172458-74130	DUST WIPER	1	1	1					
3	3	172458-74140	BRACKET, OIL SEAL	1	1	1					
4	3	172458-74170	CAP,SPRING	1	1	1					
4-1	3	172A78-74170	CAP,SPRING	1	1	1					N
		(A=M53302) (B=M53302) (C=M53302)									
5	3	172458-74290	CHECK VALVE	1	1	1					
6	3	172A47-74340	SPOOL ASSY,TRAVEL	1	1	1					Z
		(A=M53001) (B=M53001) (C=M53001)									
6-1	3	172A47-74530	TRAVEL SECTION ASSY	1	1	1					W
		(A=M53001) (B=M53001) (C=M53001)									
6-1A	4	172A47-74340	SPOOL ASSY,TRAVEL	1	1	1					
7	3	172458-74360	SPRING, CHECK VALVE	1	1	1					
9	3	172458-74640	STAY, CHECK VALVE	1	1	1					
10	3	24311-000120	O-RING 1A P-12.0	1	1	1					
11	3	24315-000110	O-RING 1B P-11.0	1	1	1					
12	3	26450-050102	BOLT, M5X10	2	2	2					
13	3	26450-050182	BOLT 5* 18	2	2	2					
14	2	172A47-75530	SELECTOR,TRAVEL	1	1	1					
14-1	2	172A47-75531	SELECTOR,TRAVEL	1	1	1					N
		(A=M53302) (B=M53302) (C=M53302)									
15	3	172458-74130	DUST WIPER	1	1	1					
16	3	172458-74140	BRACKET, OIL SEAL	1	1	1					
17	3	172458-74170	CAP,SPRING	1	1	1					
17-1	3	172A78-74170	CAP,SPRING	1	1	1					N
		(A=M53302) (B=M53302) (C=M53302)									
18	3	172458-74290	CHECK VALVE	1	1	1					
19	3	172A47-74340	SPOOL ASSY,TRAVEL	1	1	1					Z
		(A=M53001) (B=M53001) (C=M53001)									
19-1	3	172A47-74490	TRAVEL SECTION ASSY	1	1	1					W
		(A=M53001) (B=M53001) (C=M53001)									
19-1A	4	172A47-74340	SPOOL ASSY,TRAVEL	1	1	1					
20	3	172458-74360	SPRING, CHECK VALVE	1	1	1					
22	3	172458-74640	STAY, CHECK VALVE	1	1	1					
23	3	24311-000120	O-RING 1A P-12.0	1	1	1					
24	3	24315-000110	O-RING 1B P-11.0	1	1	1					
25	3	26450-050102	BOLT, M5X10	2	2	2					
26	3	26450-050182	BOLT 5* 18	2	2	2					
27	2	172A47-75550	PTO SELECT	1	1	1					
28	3	172458-74230	PACKING S 22	2	2	2					
29	3	172458-74240	COVER B1, PILOT	1	1	1					
30	3	172458-74250	COVER A1, PILOT	1	1	1					
31	3	172458-74260	SWP HEX,BOLT 5X20	4	4	4					
32	3	172490-74310	CHECK VALVE	1	1	1					
33	3	172A47-74320	SPOOL ASSY,PTO2	1	1	1					Z
		(A=M53001) (B=M53001) (C=M53001)									
33-1	3	172A47-74470	PTO SECTION ASSY	1	1	1					W
		(A=M53001) (B=M53001) (C=M53001)									
33-1A	4	172A47-74320	SPOOL ASSY,PTO2	1	1	1					

N:Old  $\frac{Yes}{No}$  New, Q:Old  $\frac{No}{Yes}$  New, R:Old  $\frac{Yes}{Yes}$  New, S:Old  $\frac{No}{No}$  New, W:Add, Z:Discontinued, F:Interchangeable by set, K:Q'ty Change  
++ CONTINUE ++  
(C)Copyrights YANMAR CO.,LTD.

Fig.53. CONTROL VALVE(2/6)(US : TO M58000,AS,NZ)



(A)=VIO45-5B(US)  
 (B)=VIO45-5B(AS)  
 (C)=VIO45-5B(NZ)

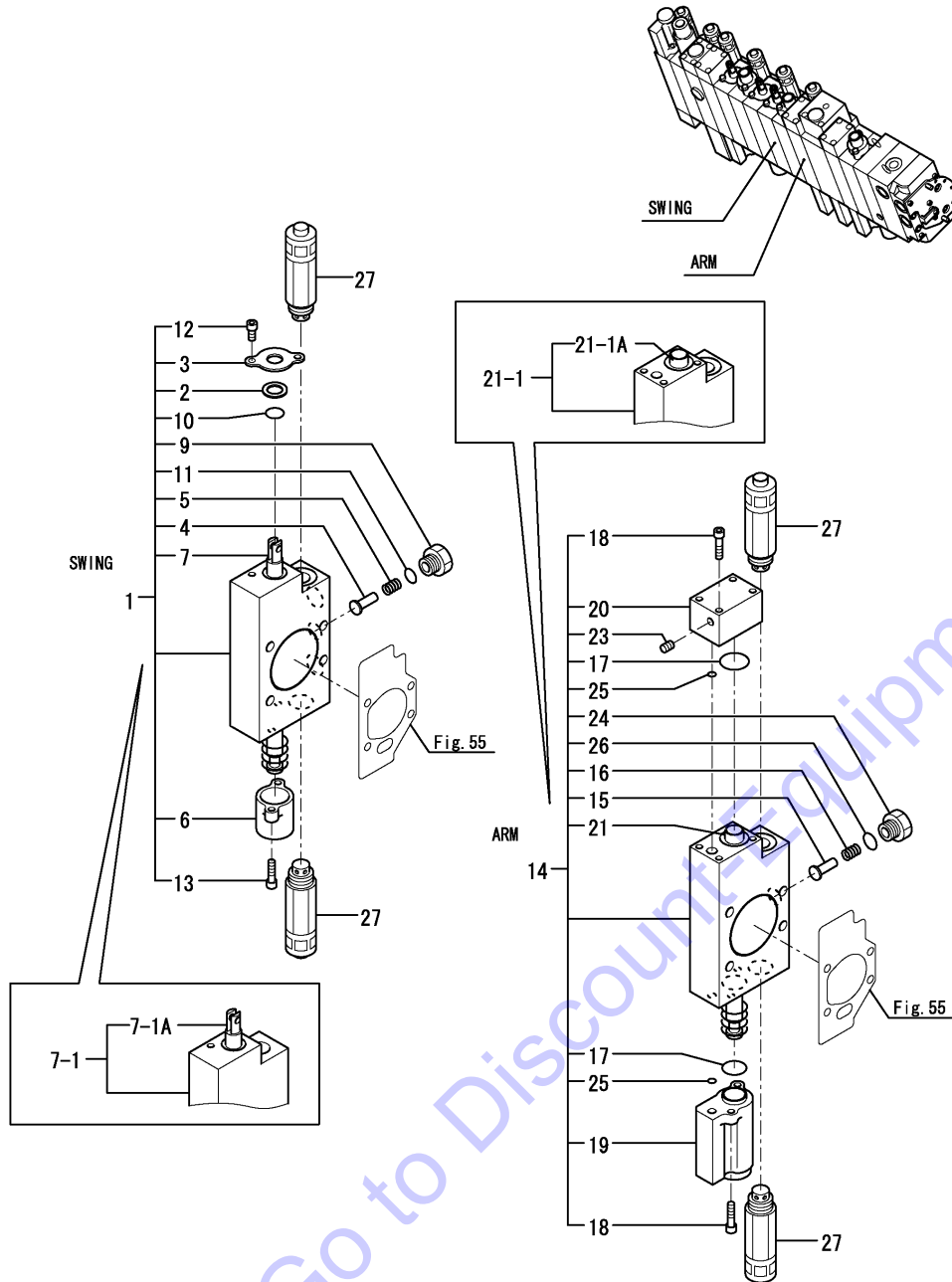
(D)=VIO45-5B(SG)  
 (E)=  
 (F)=

REF.	LEV.	PARTS NO.	DESCRIPTION	Q'TY						I	R
				(A)	(B)	(C)	(D)	(E)	(F)		
34	3	172490-74320	SPRING, CHECK VALVE	1	1	1					
35	3	172490-74330	STAY, CHECK VALVE	1	1	1					
37	3	172458-74650	STAY, CHECK VALVE	2	2	2					
38	3	24315-000110	O-RING 1B P-11.0	1	1	1					
39	3	24315-000140	O-RING 1B P-14.0	2	2	2					
40	2	172A47-75640	PTO2 SELECT	1	1	1					
41	3	172458-74230	PACKING S 22	2	2	2					
42	3	172458-74240	COVER B1, PILOT	1	1	1					
43	3	172458-74250	COVER A1, PILOT	1	1	1					
44	3	172458-74260	SWP HEX.BOLT 5X20	4	4	4					
45	3	172490-74310	CHECK VALVE	1	1	1					
46	3	172490-74320	SPRING, CHECK VALVE	1	1	1					
47	3	172490-74330	STAY, CHECK VALVE	1	1	1					
48	3	172458-74650	STAY, CHECK VALVE	2	2	2					
50	3	172A47-75660	SPOOL ASSY,PTO2	1	1	1					Z
50-1	3	172A47-75650	PTO2 SECTION ASSY	1	1	1					W
50-1A	4	172A47-75660	SPOOL ASSY,PTO2	1	1	1					
51	3	24315-000110	O-RING 1B P-11.0	1	1	1					
52	3	24315-000140	O-RING 1B P-14.0	2	2	2					
53	2	172A47-75460	RELIEF VALVE PLUG AS	4	4	4					

Fig.54. CONTROL VALVE(3/6)(US : TO M58000,AS,NZ)

(A)=VIO45-5B(US) (D)=VIO45-5B(SG)  
 (B)=VIO45-5B(AS) (E)=  
 (C)=VIO45-5B(NZ) (F)=

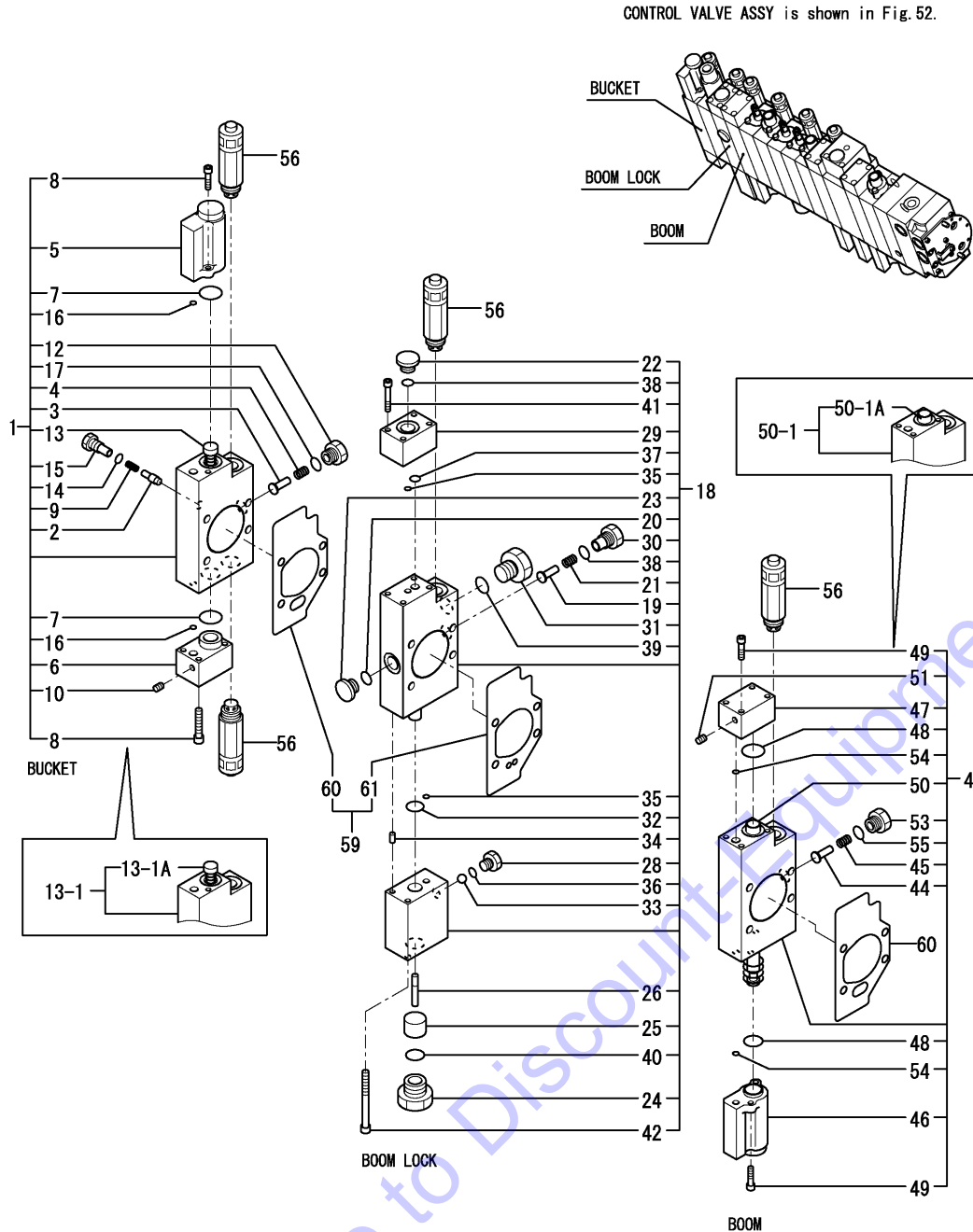
CONTROL VALVE ASSY is shown in Fig. 52.



REF.	LEV.	PARTS NO.	DESCRIPTION	QTY						I	R
				(A)	(B)	(C)	(D)	(E)	(F)		
1	2	172A47-75540	SWING CHANGER	1	1	1					
1-1	2	172A47-75541	SWING CHANGER	1	1	1					N
		(A=M53302) (B=M53302) (C=M53302)									
2	3	172458-74130	DUST WIPER	1	1	1					
3	3	172458-74140	BRACKET, OIL SEAL	1	1	1					
4	3	172458-74150	CHECK VALVE	1	1	1					
5	3	172458-74160	SPRING, CHECK VALVE	1	1	1					
6	3	172458-74170	CAP,SPRING	1	1	1					
6-1	3	172A78-74170	CAP,SPRING	1	1	1					N
		(A=M53302) (B=M53302) (C=M53302)									
7	3	172A47-74330	SPOOL ASSY,SWING	1	1	1					Z
		(A=M53001) (B=M53001) (C=M53001)									
7-1	3	172A47-74480	SWING SECTION ASSY	1	1	1					W
		(A=M53001) (B=M53001) (C=M53001)									
7-1A	4	172A47-74330	SPOOL ASSY,SWING	1	1	1					
9	3	172458-74630	STAY, CHECK VALVE	1	1	1					
10	3	24311-000120	O-RING 1A P-12.0	1	1	1					
11	3	24315-000110	O-RING 1B P-11.0	1	1	1					
12	3	26450-050102	BOLT, M5X10	2	2	2					
13	3	26450-050182	BOLT 5* 18	2	2	2					
14	2	172A47-75561	VALVE ASSY,SECTION	1	1	1					
15	3	172458-74150	CHECK VALVE	1	1	1					
16	3	172458-74160	SPRING, CHECK VALVE	1	1	1					
17	3	172458-74230	PACKING S 22	2	2	2					
18	3	172458-74260	SWP HEX.BOLT 5X20	4	4	4					
19	3	172A47-74280	COVER BL ,PILOT	1	1	1					
20	3	172A47-74300	COVER BS,PILOT	1	1	1					
21	3	172A47-74311	SPOOL ASSY,ARM	1	1	1					Z
		(A=M53001) (B=M53001) (C=M53001)									
21-1	3	172A47-74451	ARM SECTION SUB	1	1	1					W
		(A=M53001) (B=M53001) (C=M53001)									
21-1A	4	172A47-74311	SPOOL ASSY,ARM	1	1	1					
23	3	172458-74460	PLUG GPM1/32	1	1	1					
24	3	172458-74630	STAY, CHECK VALVE	1	1	1					
25	3	24311-000060	O-RING 1A P-6.0	2	2	2					
26	3	24315-000110	O-RING 1B P-11.0	1	1	1					
27	2	172A47-75470	VALVE ASSY, OVERLOAD	4	4	4					

Fig.55. CONTROL VALVE(4/6)(US : TO M58000,AS,NZ)

(A)=VIO45-5B(US) (D)=VIO45-5B(SG)  
 (B)=VIO45-5B(AS) (E)=  
 (C)=VIO45-5B(NZ) (F)=



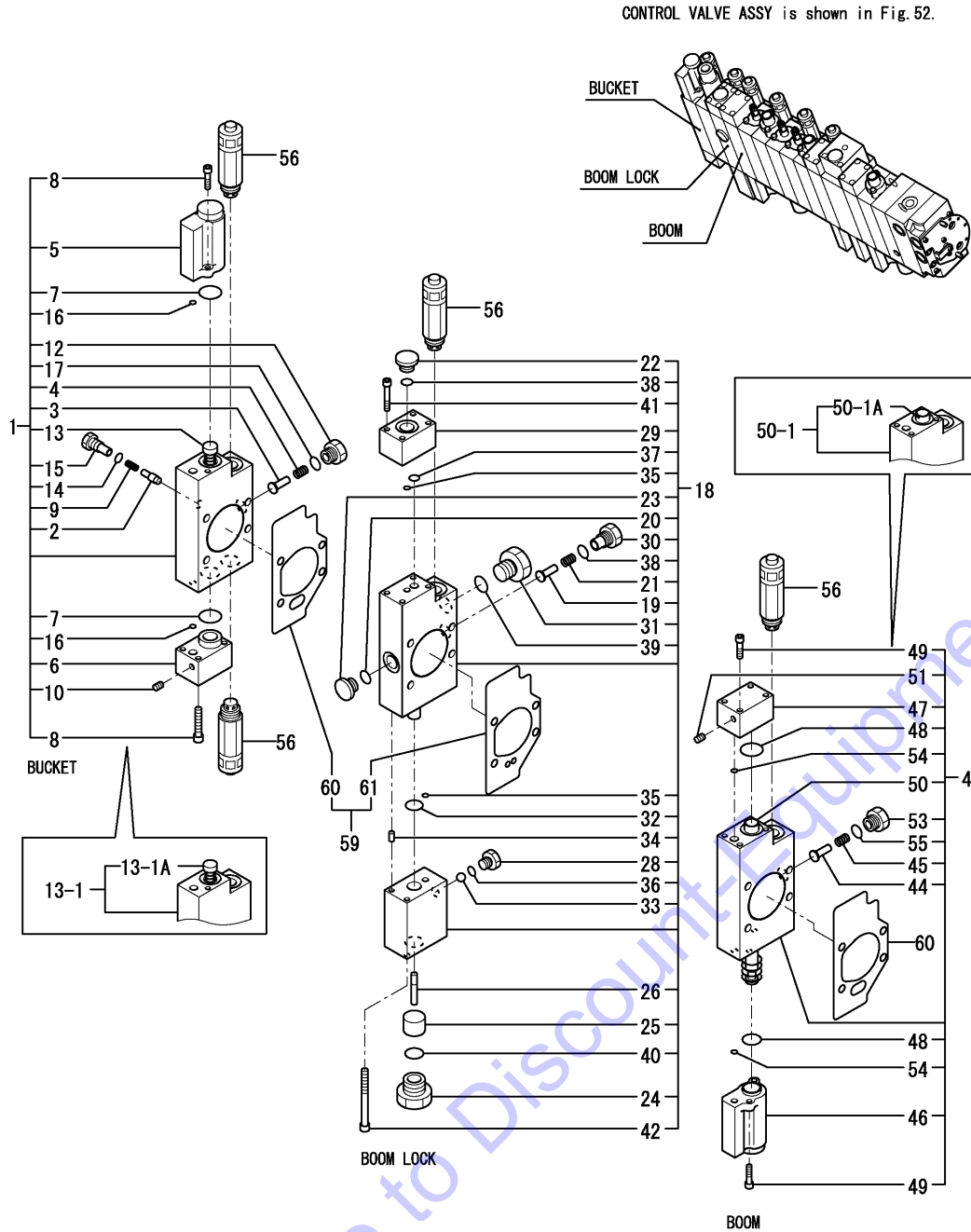
REF.	LEV.	PARTS NO.	DESCRIPTION	Q'TY						I	R
				(A)	(B)	(C)	(D)	(E)	(F)		
1	2	172A47-75490	CHANGEOVER, BUCKET	1	1	1					
2	3	172499-70180	CHECK VALVE	1	1	1					
3	3	172458-74150	CHECK VALVE	1	1	1					
4	3	172458-74160	SPRING, CHECK VALVE	1	1	1					
5	3	172A47-74220	COVER AL,PILOT	1	1	1					
6	3	172A47-74230	COVER AS,PILOT	1	1	1					
7	3	172458-74230	PACKING S 22	2	2	2					
8	3	172458-74260	SWP HEX.BOLT 5X20	4	4	4					
9	3	172173-74280	SPRING,CHECK	1	1	1					
10	3	172458-74460	PLUG GPM1/32	1	1	1					
12	3	172458-74630	STAY, CHECK VALVE	1	1	1					
13	3	172A47-74940	SPOOL ASSY,BUCKET	1	1	1					Z
13-1	3	(A=M53001) 172A47-74550 (B=M53001) (C=M53001)	BUCKET SECTION ASSY	1	1	1					W
13-1A	4	(A=M53001) 172A47-74940 (B=M53001) (C=M53001)	SPOOL ASSY,BUCKET	1	1	1					
14	3	172A47-74950	O-RING AS568-904	1	1	1					
15	3	172A47-74970	STAY, CHECK VALVE	1	1	1					
16	3	24311-000060	O-RING 1A P-6.0	2	2	2					
17	3	24315-000110	O-RING 1B P-11.0	1	1	1					
18	2	172A47-75610	LOCK VALVE ASSY	1	1	1					
19	3	172499-70180	CHECK VALVE	1	1	1					
20	3	172A47-74270	O-RING 1B S16	1	1	1					
21	3	172173-74280	SPRING,CHECK	1	1	1					
22	3	172183-74350	PLUG PF1/4	1	1	1					
23	3	172A47-74460	PLUG,M12X1.25	1	1	1					
24	3	172A47-74560	BUSH PF1/2X1/4	1	1	1					
25	3	172A47-74570	PISTON B	1	1	1					
26	3	172A47-74580	PISTON A1	1	1	1					
28	3	172A47-74920	STAY,BALL	1	1	1					
29	3	172A47-74930	BODY,DISCHARGE	1	1	1					
30	3	172A47-74970	STAY, CHECK VALVE	1	1	1					
31	3	172A47-75620	STAY,CHECK V(SC3A)	1	1	1					
32	3	172A47-75680	O-RING AS 1B17	1	1	1					
33	3	172A47-75690	STEEL BALE 7MM	1	1	1					
34	3	22312-050100	PARALLEL PIN, M5X10	2	2	2					
35	3	24311-000060	O-RING 1A P-6.0	2	2	2					
36	3	24315-000080	O-RING 1B P-8.0	1	1	1					
37	3	24315-000100	O-RING 1B P-10.0	1	1	1					
38	3	24315-000110	O-RING 1B P-11.0	2	2	2					
39	3	24315-000140	O-RING 1B P-14.0	1	1	1					
40	3	24315-000180	O-RING 1B P-18.0	1	1	1					
41	3	26450-050302	BOLT M 5X 30	2	2	2					
42	3	26450-060652	BOLT, 6 X 65	2	2	2					
43	2	172A47-75501	CHANGEOVER, BOOM	1	1	1					
44	3	172458-74150	CHECK VALVE	1	1	1					
45	3	172458-74160	SPRING, CHECK VALVE	1	1	1					
46	3	172A47-74220	COVER AL,PILOT	1	1	1					
47	3	172A47-74230	COVER AS,PILOT	2	2	2					
48	3	172458-74230	PACKING S 22	2	2	2					
49	3	172458-74260	SWP HEX.BOLT 5X20	4	4	4					

N:Old  $\frac{Yes}{No}$  New, Q:Old  $\frac{No}{Yes}$  New, R:Old  $\frac{Yes}{Yes}$  New, S:Old  $\frac{No}{No}$  New, W:Add, Z:Discontinued, F:Interchangeable by set, K:Q'ty Change  
 ++ CONTINUE ++ (C)Copyrights YANMAR CO.,LTD.

Fig.55. CONTROL VALVE(4/6)(US : TO M58000,AS,NZ)

(A)=VIO45-5B(US)  
 (B)=VIO45-5B(AS)  
 (C)=VIO45-5B(NZ)

(D)=VIO45-5B(SG)  
 (E)=  
 (F)=



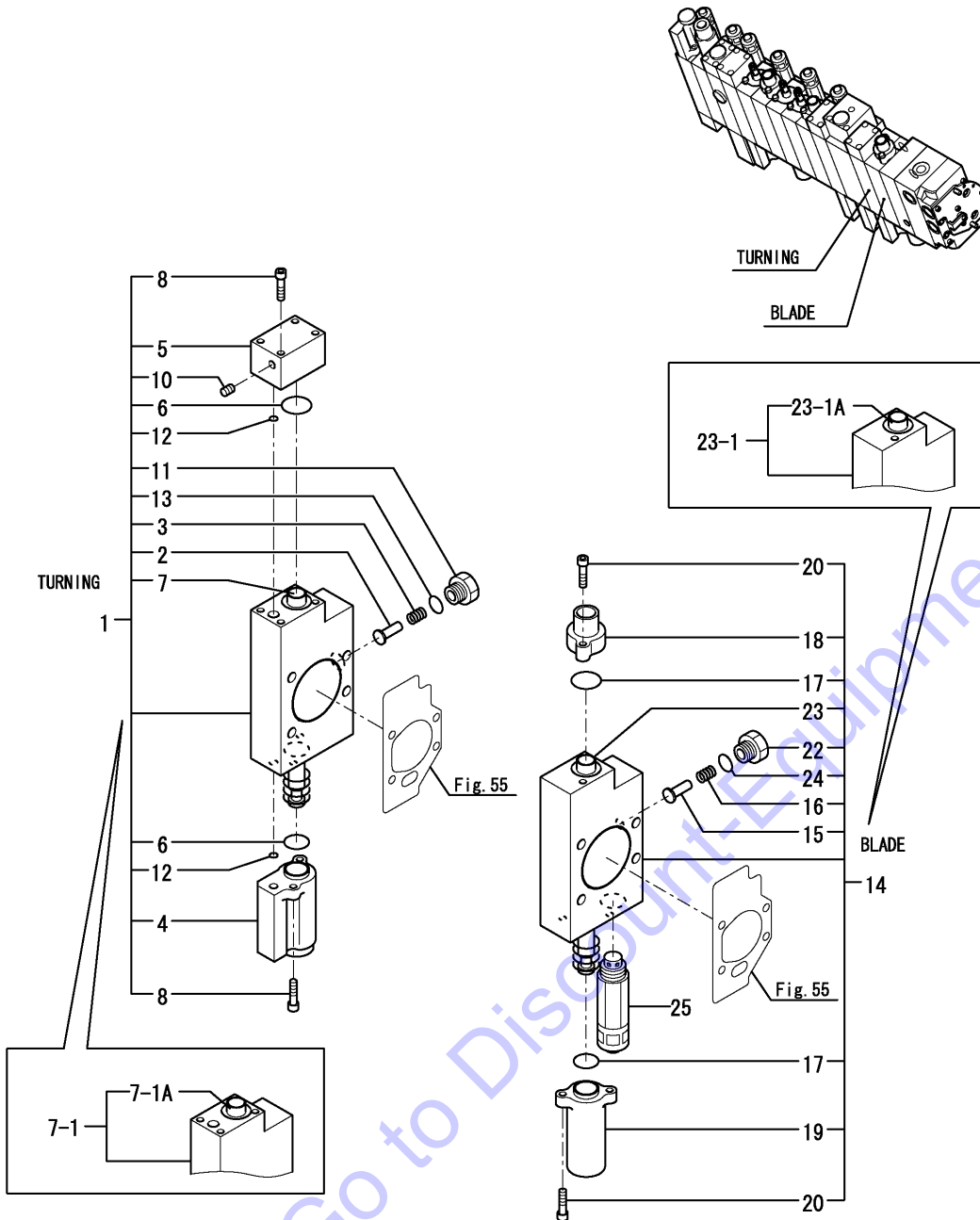
REF.	LEV.	PARTS NO.	DESCRIPTION	Q'TY						I	R
				(A)	(B)	(C)	(D)	(E)	(F)		
50	3	172A47-74411 (A=M53001) (B=M53001) (C=M53001)	SPOOL ASSY,BOOM	1	1	1					Z
50-1	3	172A47-74541 (A=M53001) (B=M53001) (C=M53001)	BOOM SECTION ASSY	1	1	1					W
50-1A	4	172A47-74411 (A=M53001) (B=M53001) (C=M53001)	SPOOL ASSY,BOOM	1	1	1					
51	3	172458-74460	PLUG GPM1/32	1	1	1					
53	3	172458-74630	STAY, CHECK VALVE	1	1	1					
54	3	24311-000060	O-RING 1A P-6.0	2	2	2					
55	3	24315-000110	O-RING 1B P-11.0	1	1	1					
56	2	172A47-75470	VALVE ASSY, OVERLOAD	4	4	4					
59	2	172A47-75630	GASKET,KIT-12	1	1	1					
60	3	172A47-75430	GASKET B	12	12	12					
61	3	172A47-75440	GASKET A	1	1	1					

Fig.56. CONTROL VALVE(5/6)(US : TO M58000,AS,NZ)

(A)=VIO45-5B(US)  
(B)=VIO45-5B(AS)  
(C)=VIO45-5B(NZ)

(D)=VIO45-5B(SG)  
(E)=  
(F)=

CONTROL VALVE ASSY is shown in Fig. 52.

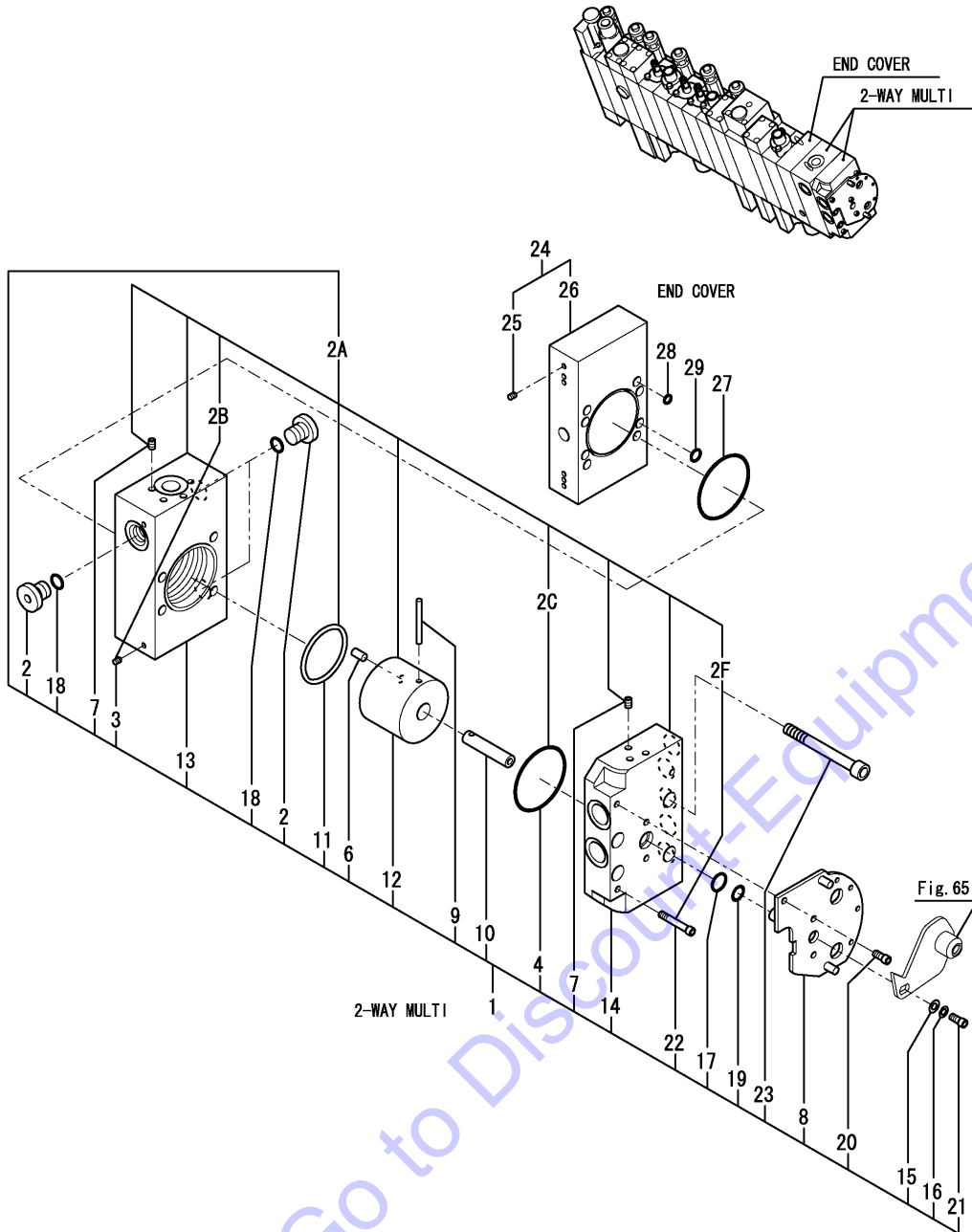


REF.	LEV.	PARTS NO.	DESCRIPTION	Q'TY						I	R
				(A)	(B)	(C)	(D)	(E)	(F)		
1	2	172A47-75581	SELECTOR, SWING	1	1	1					
2	3	172458-74150	CHECK VALVE	1	1	1					
3	3	172458-74160	SPRING, CHECK VALVE	1	1	1					
4	3	172A47-74220	COVER AL,PILOT	1	1	1					
5	3	172A47-74230	COVER AS,PILOT	1	1	1					
6	3	172458-74230	PACKING S 22	2	2	2					
7	3	172A47-74241	SPOOL ASSY,TURNING	1	1	1					Z
		(A=M53001) (B=M53001) (C=M53001)									
7-1	3	172A47-74431	TURNING SECTION ASSY	1	1	1					W
		(A=M53001) (B=M53001) (C=M53001)									
7-1A	4	172A47-74241	SPOOL ASSY,TURNING	1	1	1					
8	3	172458-74260	SWP HEX.BOLT 5X20	4	4	4					
10	3	172458-74460	PLUG GPM1/32	1	1	1					
11	3	172458-74630	STAY, CHECK VALVE	1	1	1					
12	3	24311-000060	O-RING 1A P-6.0	2	2	2					
13	3	24315-000110	O-RING 1B P-11.0	1	1	1					
14	2	172A47-75591	BLADE, CHANGE-OVER	1	1	1					
15	3	172458-74150	CHECK VALVE	1	1	1					
16	3	172458-74160	SPRING, CHECK VALVE	1	1	1					
17	3	172458-74230	PACKING S 22	2	2	2					
18	3	172458-74240	COVER B1, PILOT	1	1	1					
19	3	172458-74250	COVER A1, PILOT	1	1	1					
20	3	172458-74260	SWP HEX.BOLT 5X20	4	4	4					
22	3	172458-74630	STAY, CHECK VALVE	1	1	1					
23	3	172A47-75671	SPOOL ASSY,BLADE	1	1	1					Z
		(A=M53001) (B=M53001) (C=M53001)									
23-1	3	172A47-74421	BLDE SECTION SUB	1	1	1					W
		(A=M53001) (B=M53001) (C=M53001)									
23-1A	4	172A47-75671	SPOOL ASSY,BLADE	1	1	1					
24	3	24315-000110	O-RING 1B P-11.0	1	1	1					
25	2	172A47-75480	VALVE ASSY, OVERLOAD	1	1	1					

Fig.57. CONTROL VALVE(6/6)(US : TO M58000,AS,NZ)

(A)=VIO45-5B(US) (D)=VIO45-5B(SG)  
 (B)=VIO45-5B(AS) (E)=  
 (C)=VIO45-5B(NZ) (F)=

CONTROL VALVE ASSY is shown in Fig. 52.

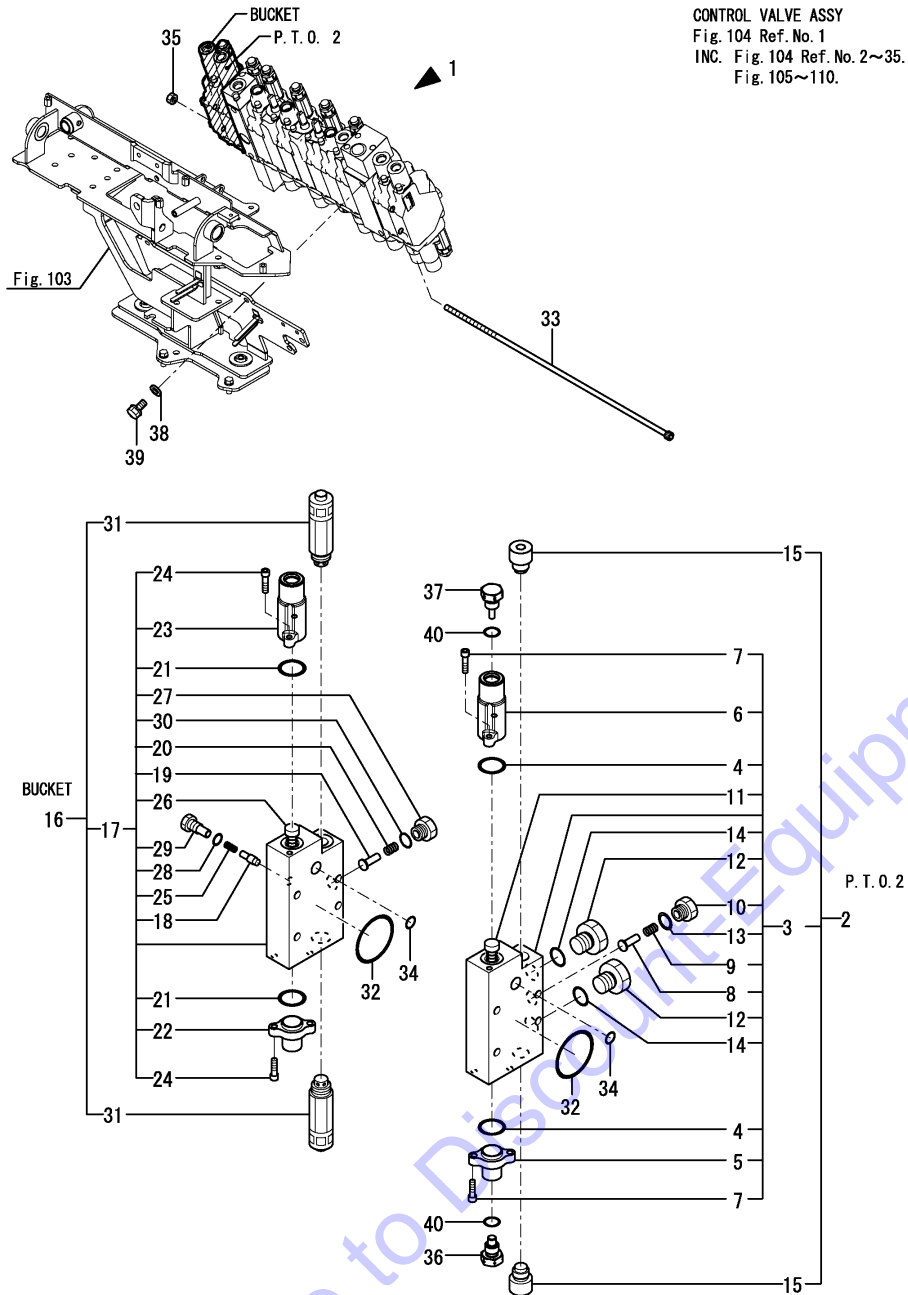


REF.	LEV.	PARTS NO.	DESCRIPTION	Q'TY						I	R
				(A)	(B)	(C)	(D)	(E)	(F)		
1	2	172A47-74210	CP MCV 2WAY-JD	1	1	1					
2	3	172183-74350	PLUG PF1/4	3	3	3					
2A	3	172A47-75910	BODY 2-WAY KIT	1	1	1					W
2B	4	172458-74460	PLUG GPM1/32		2	2	2				
2C	4	172A47-75420	O-RING 1B S55	1	1	1					
2F	4	26450-050302	BOLT M 5X 30	2	2	2					
3	3	172458-74460	PLUG GPM1/32	2	2	2					Z
4	3	172A47-75420	O-RING 1B S55	1	1	1					Z
6	3	172A47-75710	PLUNGER 6MM	1	1	1					
7	3	172A47-75720	PLUG NPT1/16	11	11	11					Z
8	3	172A47-75730	PLATE	1	1	1					Z
8-1	3	172A47-75820	PLATE	1	1	1					W
9	3	172A47-75740	NEEDLE ROLLER 4MM	1	1	1					
10	3	172A47-75750	SHAFT	1	1	1					
11	3	172A47-75760	ROD PACKING SPNC50	1	1	1					Z
12	3	172A47-75800	CYLINDER C2	1	1	1					Z
13	3	172A47-75780	BODY B2	1	1	1					Z
14	3	172A47-75790	BODY A3	1	1	1					Z
15	3	22137-050000	WASHER 5, POLISHED	1	1	1					
16	3	22217-050000	SPRING WASHER 5	1	1	1					
17	3	24311-240100	O-RING 1A P-10A	1	1	1					
18	3	24315-000110	O-RING 1B P-11.0	3	3	3					
19	3	24373-240100	RING,BACKUP T3 P 10A	1	1	1					
20	3	26450-050102	BOLT, M5X10	3	3	3					
21	3	26450-050102	BOLT, M5X10	1	1	1					
22	3	26450-050302	BOLT M 5X 30	2	2	2					Z
23	3	26450-080752	BOLT M 8X 75	4	4	4					
24	2	172A47-75600	COVER ASSY,END	1	1	1					
25	3	172458-74460	PLUG GPM1/32	8	8	8					
26	3	172A47-75410	END COVER E1	1	1	1					
27	2	172A47-75420	O-RING 1B S55	1	1	1					
28	2	24311-000060	O-RING 1A P-6.0	7	7	7					
29	2	24311-000090	O-RING 1A P-9.0	2	2	2					



Fig.104. (57A)CONTROL VALVE(1/7)(US : FROM M58001)

(A)=VIO45-5B(US) (D)=VIO45-5B(SG)  
 (B)=VIO45-5B(AS) (E)=  
 (C)=VIO45-5B(NZ) (F)=

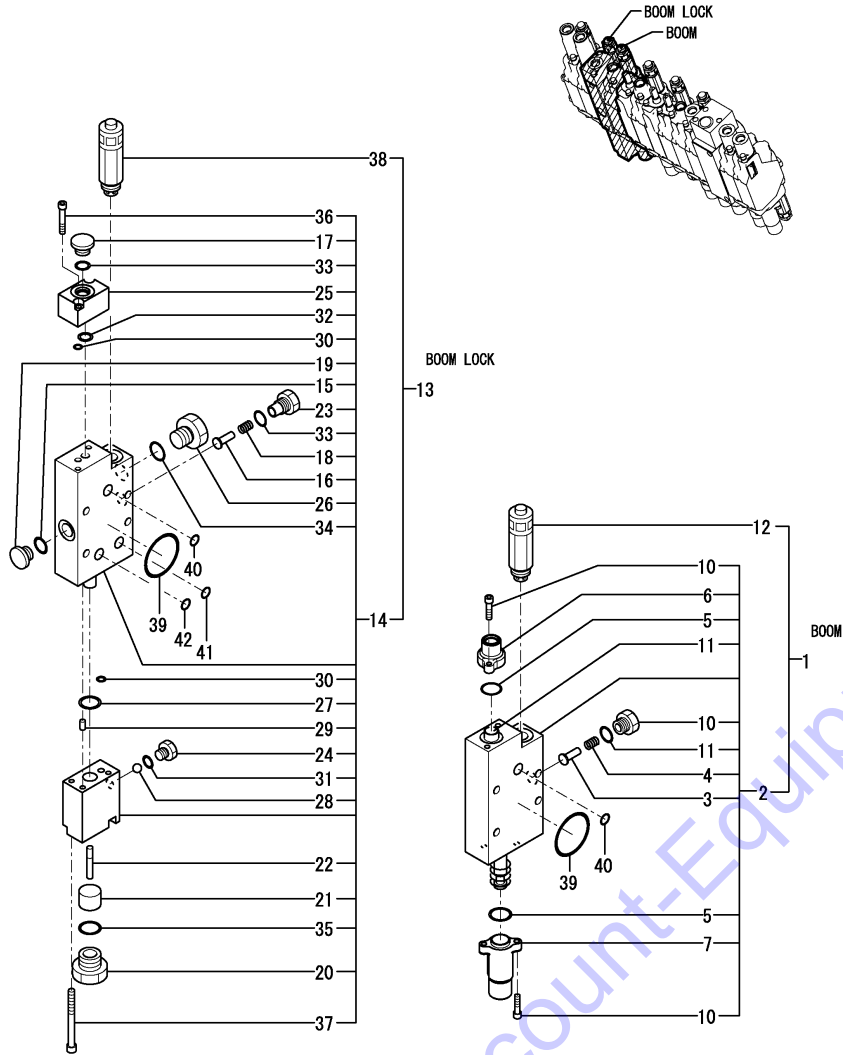


CONTROL VALVE ASSY  
 Fig. 104 Ref. No. 1  
 INC. Fig. 104 Ref. No. 2~35.  
 Fig. 105~110.

REF.	LEV.	PARTS NO.	DESCRIPTION	QTY						I	R
				(A)	(B)	(C)	(D)	(E)	(F)		
1	1	172A78-74200	VALVE ASSY,CV-BCV	1							
2	2	172A78-74590	SECTION ASSY, PTO2	1							
3	3	172A78-74490	SECTION ASSY, PTO2	1							
4	4	172458-74230	PACKING S 22	2							
5	4	172458-74240	COVER B1, PILOT	1							
6	4	172458-74250	COVER A1, PILOT	1							
7	4	172458-74260	SWP HEX.BOLT 5X20	4							
8	4	172490-74310	CHECK VALVE	1							
9	4	172490-74320	SPRING, CHECK VALVE	1							
10	4	172490-74330	STAY, CHECK VALVE	1							
11	4	172A78-74360	SPOOL ASSY, PTO2	1							
12	4	172A47-75620	STAY,CHECK V(SC3A)	2							
13	4	24315-000110	O-RING 1B P-11.0	1							
14	4	24315-000140	O-RING 1B P-14.0	2							
15	3	172A47-75460	RELIEF VALVE PLUG AS	2							
16	2	172A78-74600	SECTION ASSY, BUCKET	1							
17	3	172A78-74500	SECTION ASSY, BUCKET	1							
18	4	172499-70180	CHECK VALVE	1							
19	4	172458-74150	CHECK VALVE	1							
20	4	172458-74160	SPRING, CHECK VALVE	1							
21	4	172458-74230	PACKING S 22	1							
22	4	172458-74240	COVER B1, PILOT	1							
23	4	172458-74250	COVER A1, PILOT	1							
24	4	172458-74260	SWP HEX.BOLT 5X20	4							
25	4	172173-74280	SPRING,CHECK	1							
26	4	172A78-74370	SPOOL ASSY, BUCKET	1							
27	4	172458-74630	STAY, CHECK VALVE	1							
28	4	172A47-74950	O-RING AS568-904	1							
29	4	172A47-74970	STAY, CHECK VALVE	1							
30	4	24315-000110	O-RING 1B P-11.0	1							
31	3	172A47-75470	VALVE ASSY, OVERLOAD	2							
32	2	172458-74720	PACKING G 4	2							
33	2	172A47-75450	BOLT L=412	4							
34	2	24311-000200	O-RING 1A P-20.0	2							
35	2	26716-080002	NUT M 8	4							
36	1	172A47-76270	PILOT PLUG A	1							
37	1	172A47-76280	PILOT PLUG B	1							
38	1	22133-100000	WASHER 10	3							
39	1	26013-100162	BOLT M10X 16	3							
40	1	41851-000110	PACKING, 11.0	2							

Fig.105. (57B)CONTROL VALVE(2/7)(US : FROM M58001)

(A)=VIO45-5B(US) (D)=VIO45-5B(SG)  
 (B)=VIO45-5B(AS) (E)=  
 (C)=VIO45-5B(NZ) (F)=



REF.	LEV.	PARTS NO.	DESCRIPTION	QTY						I	R
				(A)	(B)	(C)	(D)	(E)	(F)		
1	2	172A78-74570	SECTION ASSY, BOOM	1							
2	3	172A78-74470	SECTION ASSY, BOOM	1							
3	4	172458-74150	CHECK VALVE	1							
4	4	172458-74160	SPRING, CHECK VALVE	1							
5	4	172458-74230	PACKING S 22	2							
6	4	172458-74240	COVER B1, PILOT	1							
7	4	172458-74250	COVER A1, PILOT	1							
8	4	172458-74260	SWP HEX.BOLT 5X20	4							
9	4	172A78-74350	SPOOL ASSY, BOOM	1							
10	4	172458-74630	STAY, CHECK VALVE	1							
11	4	24315-000110	O-RING 1B P-11.0	1							
12	3	172A47-75470	VALVE ASSY, OVERLOAD	1							
13	2	172A78-74580	SECTION ASSY, LOCK	1							
14	3	172A78-74480	SECTION ASSY, LOCK	1							
15	4	172A47-74270	O-RING 1B S16	1							
16	4	172458-74290	CHECK VALVE	1							
17	4	172183-74350	PLUG PF1/4	1							
18	4	172458-74360	SPRING, CHECK VALVE	1							
19	4	172A47-74460	PLUG,M12X1.25	1							
20	4	172A47-74560	BUSH PF1/2X1/4	1							
21	4	172A47-74570	PISTON B	1							
22	4	172A47-74580	PISTON A1	1							
23	4	172458-74640	STAY, CHECK VALVE	1							
24	4	172A47-74920	STAY,BALL	1							
25	4	172A47-74930	BODY,DISCHARGE	1							
26	4	172A47-75620	STAY,CHECK V(SC3A	1							
27	4	172A47-75680	O-RING AS 1B17	1							
28	4	172A47-75690	STEEL BALE 7MM	1							
29	4	22312-050100	PARALLEL PIN, M5X10	2							
30	4	24311-000060	O-RING 1A P-6.0	2							
31	4	24315-000080	O-RING 1B P-8.0	1							
32	4	24315-000100	O-RING 1B P-10.0	1							
33	4	24315-000110	O-RING 1B P-11.0	2							
34	4	24315-000140	O-RING 1B P-14.0	1							
35	4	24315-000180	O-RING 1B P-18.0	1							
36	4	26450-050302	BOLT M 5X 30	2							
37	4	26450-060652	BOLT, 6 X 65	2							
38	3	172A47-75470	VALVE ASSY, OVERLOAD	1							
39	2	172458-74720	PACKING G 4	2							
40	2	24311-000200	O-RING 1A P-20.0	2							
41	2	24315-000090	O-RING 1B P- 9.0	1							
42	2	24315-000100	O-RING 1B P-10.0	1							

Remarks  
 \* Control valve assy is shown in Fig.104.

Fig.106. (57C)CONTROL VALVE(3/7)(US : FROM M58001)

(A)=VIO45-5B(US)

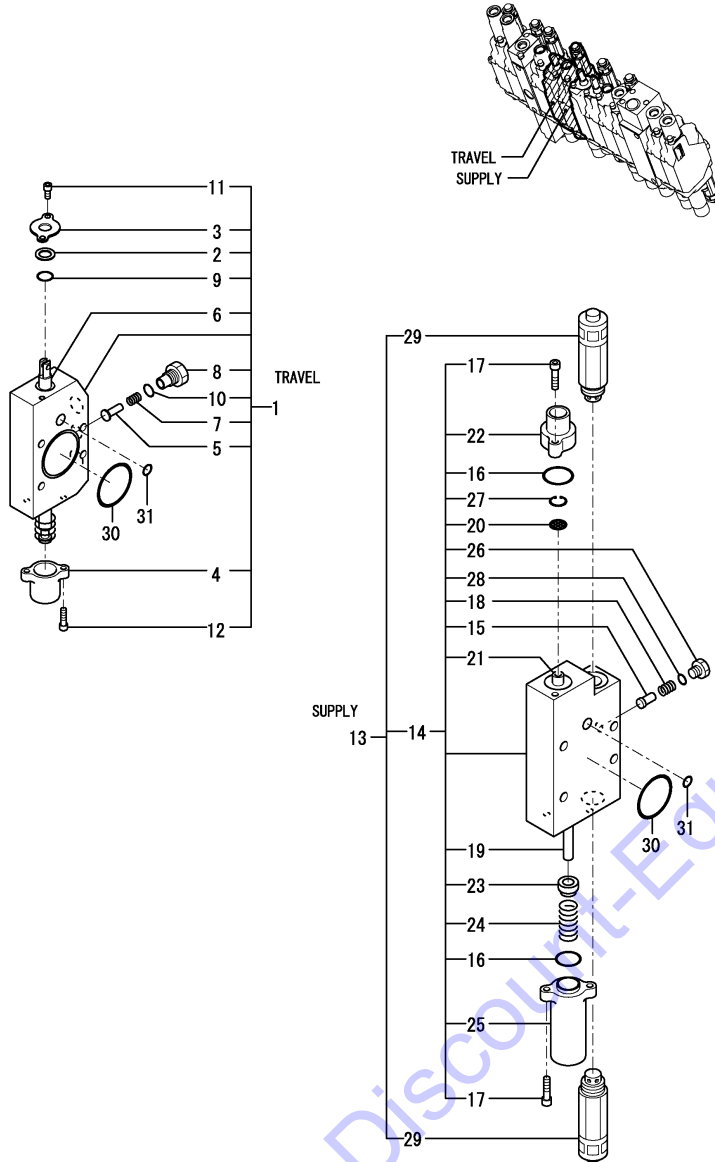
(B)=VIO45-5B(AS)

(C)=VIO45-5B(NZ)

(D)=VIO45-5B(SG)

(E)=

(F)=

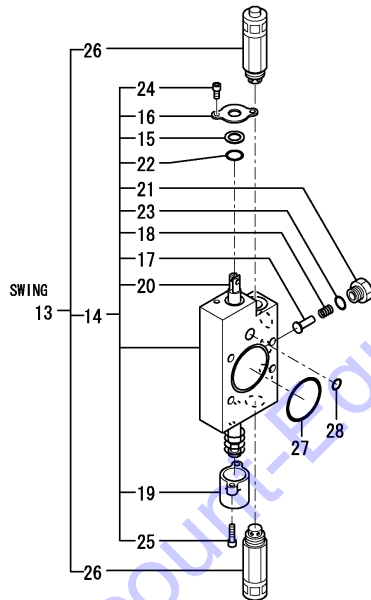
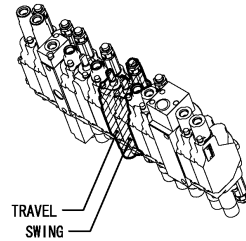
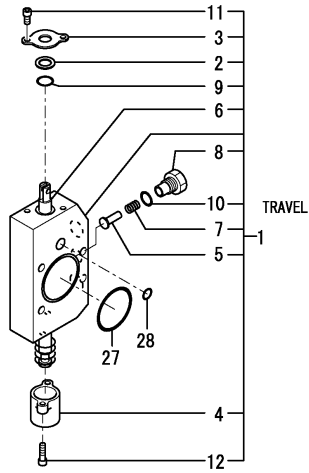


REF.	LEV.	PARTS NO.	DESCRIPTION	Q'TY						I	R
				(A)	(B)	(C)	(D)	(E)	(F)		
1	2	172A78-74460	SECTION ASSY, TRAVEL	1							
2	3	172458-74130	DUST WIPER	1							
3	3	172458-74140	BRACKET, OIL SEAL	1							
4	3	172A78-74170	CAP,SPRING	1							
5	3	172458-74290	CHECK VALVE	1							
6	3	172A78-74340	SPOOL ASSY, TRAVEL	1							
7	3	172458-74360	SPRING, CHECK VALVE	1							
8	3	172458-74640	STAY, CHECK VALVE	1							
9	3	24311-000120	O-RING 1A P-12.0	1							
10	3	24315-000110	O-RING 1B P-11.0	1							
11	3	26450-050102	BOLT, M5X10	2							
12	3	26450-050182	BOLT 5* 18	2							
13	2	172A78-74560	SECTION ASSY, INLET	1							
14	3	172A78-74450	SECTION ASSY, INLET	1							
15	4	172499-70180	CHECK VALVE	1							
16	4	172458-74230	PACKING S 22	2							
17	4	172458-74260	SWP HEX.BOLT 5X20	4							
18	4	172173-74280	SPRING,CHECK	1							
19	4	172A47-74350	SPOOL ASSY,INLET	1							
20	4	172A47-74360	FILTER	1							
21	4	172A47-74370	PISTON	1							
22	4	172A47-74380	COVER B5, PILOT	1							
23	4	172458-74530	SEAT, SPRING	1							
24	4	172458-74540	SPRING,RETURN	1							
25	4	172458-74550	COVER A2, PILOT	1							
26	4	172458-74670	PLUG,PF1/8	1							
27	4	172A47-74980	CIRCLIP,C	1							
28	4	24315-000080	O-RING 1B P-8.0	1							
29	3	172A47-75400	VALVE ASSY, RELIEF	2							
30	2	172458-74720	PACKING G 4	2							
31	2	24311-000200	O-RING 1A P-20.0	2							

Remarks  
\* Control valve assy is shown in Fig.104.

Fig.107. (57D)CONTROL VALVE(4/7)(US : FROM M58001)

(A)=VIO45-5B(US) (D)=VIO45-5B(SG)  
 (B)=VIO45-5B(AS) (E)=  
 (C)=VIO45-5B(NZ) (F)=

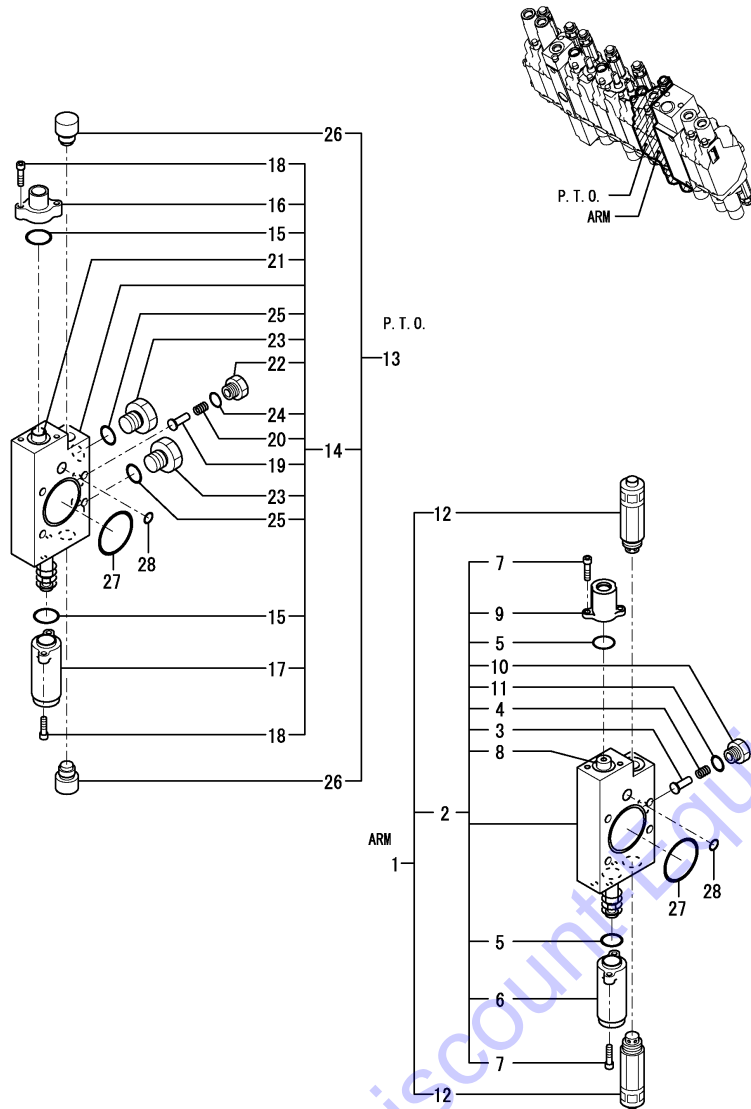


REF.	LEV.	PARTS NO.	DESCRIPTION	Q'TY						I	R
				(A)	(B)	(C)	(D)	(E)	(F)		
1	2	172A78-74440	SECTION ASSY, TRAVEL	1							
2	3	172458-74130	DUST WIPER	1							
3	3	172458-74140	BRACKET, OIL SEAL	1							
4	3	172A78-74170	CAP,SPRING	1							
5	3	172458-74290	CHECK VALVE	1							
6	3	172A78-74340	SPOOL ASSY, TRAVEL	1							
7	3	172458-74360	SPRING, CHECK VALVE	1							
8	3	172458-74640	STAY, CHECK VALVE	1							
9	3	24311-000120	O-RING 1A P-12.0	1							
10	3	24315-000110	O-RING 1B P-11.0	1							
11	3	26450-050102	BOLT, M5X10	2							
12	3	26450-050182	BOLT 5* 18	2							
13	2	172A78-74550	SECTION ASSY, SWING	1							
14	3	172A78-74430	SECTION ASSY, SWING	1							
15	4	172458-74130	DUST WIPER	1							
16	4	172458-74140	BRACKET, OIL SEAL	1							
17	4	172458-74150	CHECK VALVE	1							
18	4	172458-74160	SPRING, CHECK VALVE	1							
19	4	172A78-74170	CAP,SPRING	1							
20	4	172A78-74330	SPOOL ASSY, SWING	1							
21	4	172458-74630	STAY, CHECK VALVE	1							
22	4	24311-000120	O-RING 1A P-12.0	1							
23	4	24315-000110	O-RING 1B P-11.0	1							
24	4	26450-050102	BOLT, M5X10	2							
25	4	26450-050182	BOLT 5* 18	2							
26	3	172A47-75470	VALVE ASSY, OVERLOAD	2							
27	2	172458-74720	PACKING G 4	2							
28	2	24311-000200	O-RING 1A P-20.0	2							

Remarks  
 \* Control valve assy is shown in Fig.104.

Fig.108. (57E)CONTROL VALVE(5/7)(US : FROM M58001)

(A)=VIO45-5B(US) (D)=VIO45-5B(SG)  
 (B)=VIO45-5B(AS) (E)=  
 (C)=VIO45-5B(NZ) (F)=

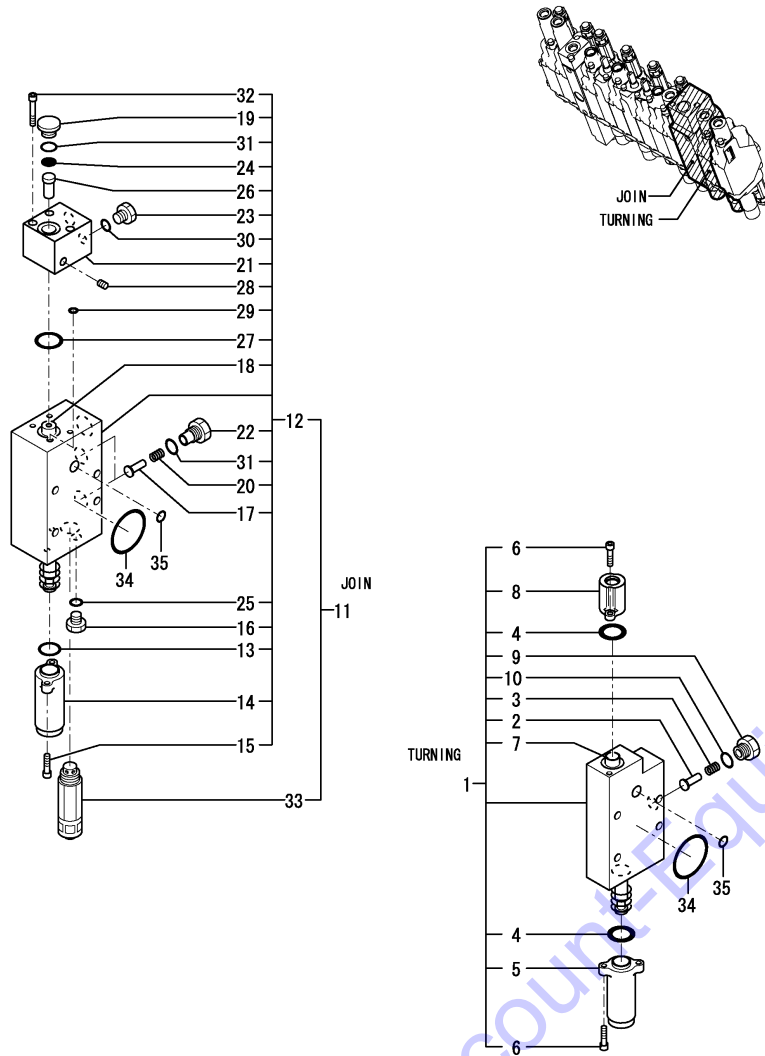


REF.	LEV.	PARTS NO.	DESCRIPTION	Q'TY						I	R
				(A)	(B)	(C)	(D)	(E)	(F)		
1	2	172A78-74530	SECTION ASSY, ARM	1							
2	3	172A78-74410	SECTION ASSY, ARM	1							
3	4	172458-74150	CHECK VALVE	1							
4	4	172458-74160	SPRING, CHECK VALVE	1							
5	4	172458-74230	PACKING S 22	2							
6	4	172458-74250	COVER A1, PILOT	1							
7	4	172458-74260	SWP HEX.BOLT 5X20	4							
8	4	172A78-74310	SPOOL ASSY, ARM	1							
9	4	172A78-74610	CAP, PILOT	1							
10	4	172458-74630	STAY, CHECK VALVE	1							
11	4	24315-000110	O-RING 1B P-11.0	1							
12	3	172A47-75470	VALVE ASSY, OVERLOAD	2							
13	2	172A78-74540	SECTION ASSY, PTO	1							
14	3	172A78-74420	SECTION ASSY, PTO1	1							
15	4	172458-74230	PACKING S 22	2							
16	4	172458-74240	COVER B1, PILOT	1							
17	4	172458-74250	COVER A1, PILOT	1							
18	4	172458-74260	SWP HEX.BOLT 5X20	4							
19	4	172490-74310	CHECK VALVE	1							
20	4	172490-74320	SPRING, CHECK VALVE	1							
21	4	172A78-74320	SPOOL ASSY, PTO1	1							
22	4	172490-74330	STAY, CHECK VALVE	1							
23	4	172A47-75620	STAY,CHECK V(SC3A	2							
24	4	24315-000110	O-RING 1B P-11.0	1							
25	4	24315-000140	O-RING 1B P-14.0	2							
26	3	172A47-75460	RELIEF VALVE PLUG AS	2							
27	2	172458-74720	PACKING G 4	2							
28	2	24311-000200	O-RING 1A P-20.0	2							

Remarks  
 \* Control valve assy is shown in Fig.104.

Fig.109. (57F)CONTROL VALVE(6/7)(US : FROM M58001)

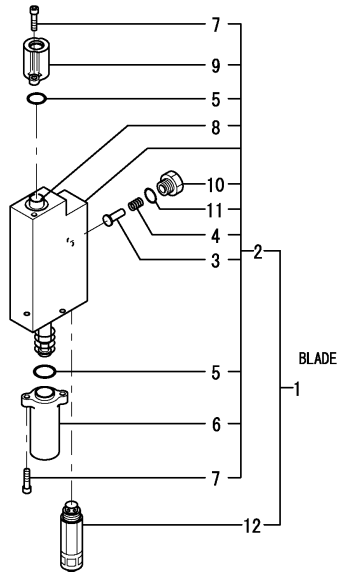
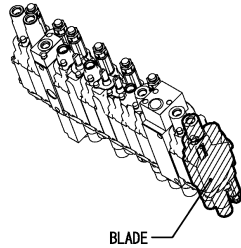
(A)=VIO45-5B(US) (D)=VIO45-5B(SG)  
 (B)=VIO45-5B(AS) (E)=  
 (C)=VIO45-5B(NZ) (F)=



REF.	LEV.	PARTS NO.	DESCRIPTION	Q'TY						I	R
				(A)	(B)	(C)	(D)	(E)	(F)		
1	2	172A78-74390	SECTION ASSY, SWING	1							
2	3	172458-74150	CHECK VALVE	1							
3	3	172458-74160	SPRING, CHECK VALVE	1							
4	3	172458-74230	PACKING S 22	2							
5	3	172458-74250	COVER A1, PILOT	1							
6	3	172458-74260	SWP HEX.BOLT 5X20	4							
7	3	172A78-74300	SPOOL ASSY, TURNING	1							
8	3	172A78-74610	CAP, PILOT	1							
9	3	172458-74630	STAY, CHECK VALVE	1							
10	3	24315-000110	O-RING 1B P-11.0	1							
11	2	172A78-74520	SECTION ASSY	1							
12	3	172A78-74400	SECTION ASSY	1							
13	4	172458-74230	PACKING S 22	1							
14	4	172458-74250	COVER A1, PILOT	1							
15	4	172458-74260	SWP HEX.BOLT 5X20	2							
16	4	172A47-74260	PLUG (SAE1/4)	1							
17	4	172458-74290	CHECK VALVE	2							
18	4	172A47-74291	SPOOL ASSY,JOIN	1							
19	4	172183-74350	PLUG PF1/4	1							
20	4	172458-74360	SPRING, CHECK VALVE	2							
21	4	172A78-74620	BLOCK, PILOT	1							
22	4	172458-74640	STAY, CHECK VALVE	2							
23	4	172458-74670	PLUG,PF1/8	1							
24	4	172499-74860	FILTER	1							
25	4	172A47-74950	O-RING AS568-904	1							
26	4	172499-74960	PLUG	1							
27	4	172A47-75680	O-RING AS 1B17	1							
28	4	172A47-75720	PLUG NPT1/16	1							
29	4	24315-000050	O-RING 1B P-5.0	1							
30	4	24315-000080	O-RING 1B P-8.0	1							
31	4	24315-000110	O-RING 1B P-11.0	3							
32	4	26450-050452	BOLT M 5X 45	3							
33	3	172A47-75400	VALVE ASSY, RELIEF	1							
34	2	172458-74720	PACKING G 4	2							
35	2	24311-000200	O-RING 1A P-20.0	2							

Remarks  
 \* Control valve assy is shown in Fig.104.

Fig.110. (57G)CONTROL VALVE(7/7)(US : FROM M58001)



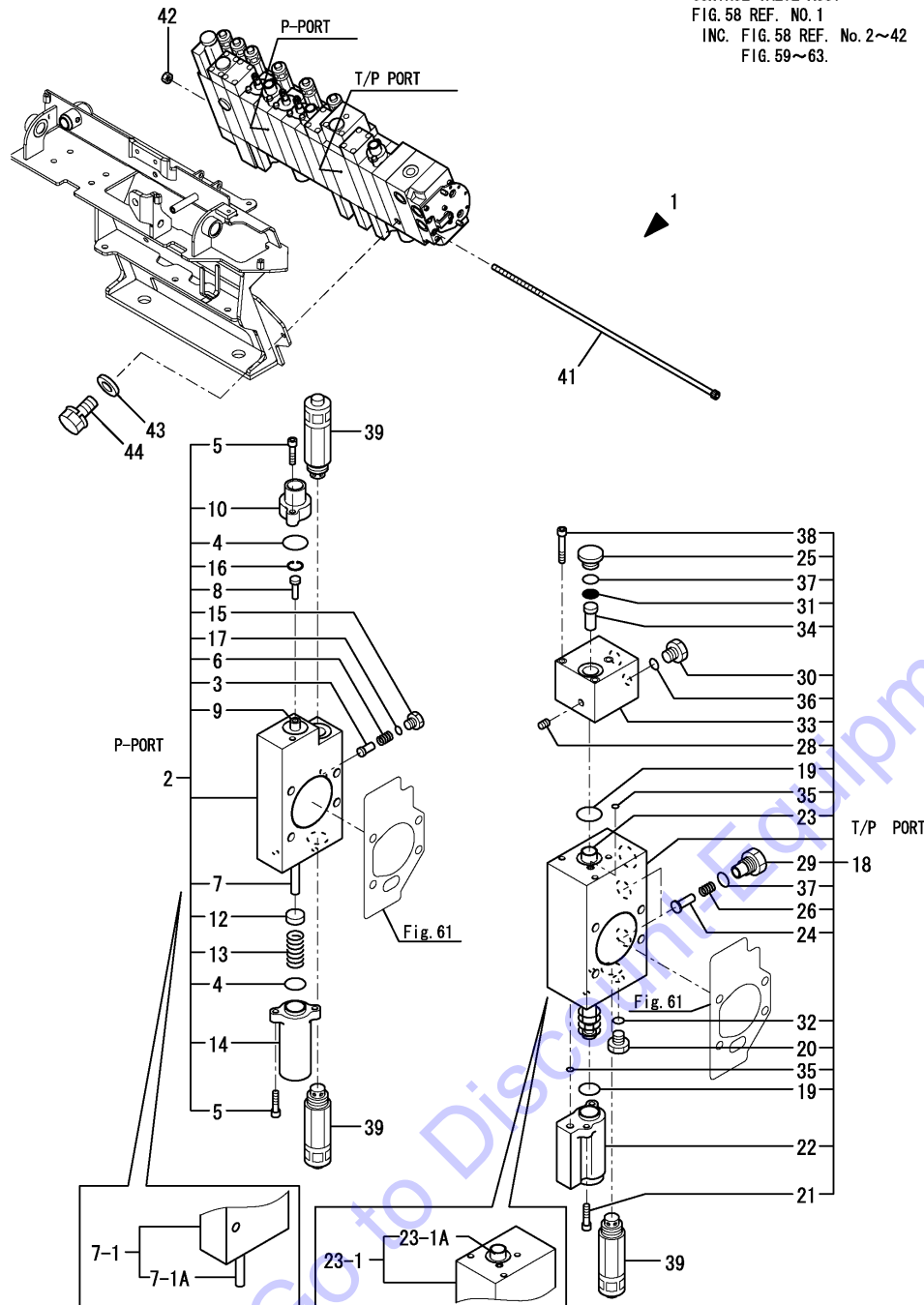
(A)=VIO45-5B(US)  
(B)=VIO45-5B(AS)  
(C)=VIO45-5B(NZ)

(D)=VIO45-5B(SG)  
(E)=  
(F)=

REF.	LEV.	PARTS NO.	DESCRIPTION	Q'TY						I	R
				(A)	(B)	(C)	(D)	(E)	(F)		
1	2	172A78-74510	SECTION ASSY, BLADE	1							
2	3	172A78-74380	SECTION ASSY, BLADE	1							
3	4	172458-74150	CHECK VALVE	1							
4	4	172458-74160	SPRING, CHECK VALVE	1							
5	4	172458-74230	PACKING S 22	2							
6	4	172458-74250	COVER A1, PILOT	1							
7	4	172458-74260	SWP HEX.BOLT 5X20	4							
8	4	172A78-74290	SPOOL ASSY, BLADE	1							
9	4	172A78-74610	CAP, PILOT	1							
10	4	172458-74630	STAY, CHECK VALVE	1							
11	4	24315-000110	O-RING 1B P-11.0	1							
12	3	172A47-75480	VALVE ASSY, OVERLOAD	1							

Remarks  
\* Control valve assy is shown in Fig.104.

Fig.58. CONTROL VALVE(P PORT)(SG)



CONTROL VALVE ASSY  
FIG. 58 REF. NO. 1  
INC. FIG. 58 REF. No. 2~42  
FIG. 59~63.

(A)=VIO45-5B(US)  
(B)=VIO45-5B(AS)  
(C)=VIO45-5B(NZ)

(D)=VIO45-5B(SG)  
(E)=  
(F)=

REF.	LEV.	PARTS NO.	DESCRIPTION	Q'TY						I	R	
				(A)	(B)	(C)	(D)	(E)	(F)			
1	1	172A47-74102	VALVE ASSY, CONTROL				1					
1-1	1	172A47-74103	VALVE ASSY, CONTROL (D=M53198)				1					N
2	2	172A47-75520	PART, SUPPLY				1					
3	3	172499-70180	CHECK VALVE				1					
4	3	172458-74230	PACKING S 22				2					
5	3	172458-74260	SWP HEX.BOLT 5X20				4					
6	3	172173-74280	SPRING,CHECK				1					
7	3	172A47-74350	SPOOL ASSY,INLET				1					Z
7-1	3	172A47-74500	INLET SECTION ASSY (D=M53001)				1					W
7-1A	4	172A47-74350	SPOOL ASSY,INLET (D=M53001)				1					
8	3	172A47-74360	FILTER				1					
9	3	172A47-74370	PISTON				1					
10	3	172A47-74380	COVER B5, PILOT				1					
12	3	172458-74530	SEAT, SPRING				1					
13	3	172458-74540	SPRING,RETURN				1					
14	3	172458-74550	COVER A2, PILOT				1					
15	3	172458-74670	PLUG,PF1/8				1					
16	3	172A47-74980	CIRCLIP,C				1					
17	3	24315-000080	O-RING 1B P-8.0				1					
18	2	172A47-75570	SECTION ASSY				1					
18-1	2	172A47-75571	SECTION ASSY (D=M53210)				1					N
19	3	172458-74230	PACKING S 22				2					
20	3	172A47-74260	PLUG (SAE1/4)				2					
20-1	3	172A47-74260	PLUG (SAE1/4) (D=M53001)				1					K
21	3	172458-74260	SWP HEX.BOLT 5X20				1					
21-1	3	172458-74260	SWP HEX.BOLT 5X20 (D=M53001)				2					K
22	3	172A47-74280	COVER BL ,PILOT				1					
23	3	172A47-74290	SPOOL ASSY,JOIN (D=M53001)				1					Z
23-1	3	172A47-74440	JOIN SECTION SUB (D=M53001)				1					W
23-1A	4	172A47-74290	SPOOL ASSY,JOIN				1					
23-2	3	172A47-74441	JOIN SECTION SUB (D=M53210)				1					N
23-2A	4	172A47-74291	SPOOL ASSY,JOIN (D=M53210)				1					N
24	3	172458-74290	CHECK VALVE				2					
25	3	172183-74350	PLUG PF1/4				1					
26	3	172458-74360	SPRING, CHECK VALVE				2					
28	3	172458-74460	PLUG GPM1/32				2					
29	3	172458-74640	STAY, CHECK VALVE				2					
30	3	172458-74670	PLUG,PF1/8				1					
31	3	172499-74860	FILTER				1					
32	3	172A47-74950	O-RING AS568-904				1					
33	3	172A47-74960	BODY,PILOT				1					

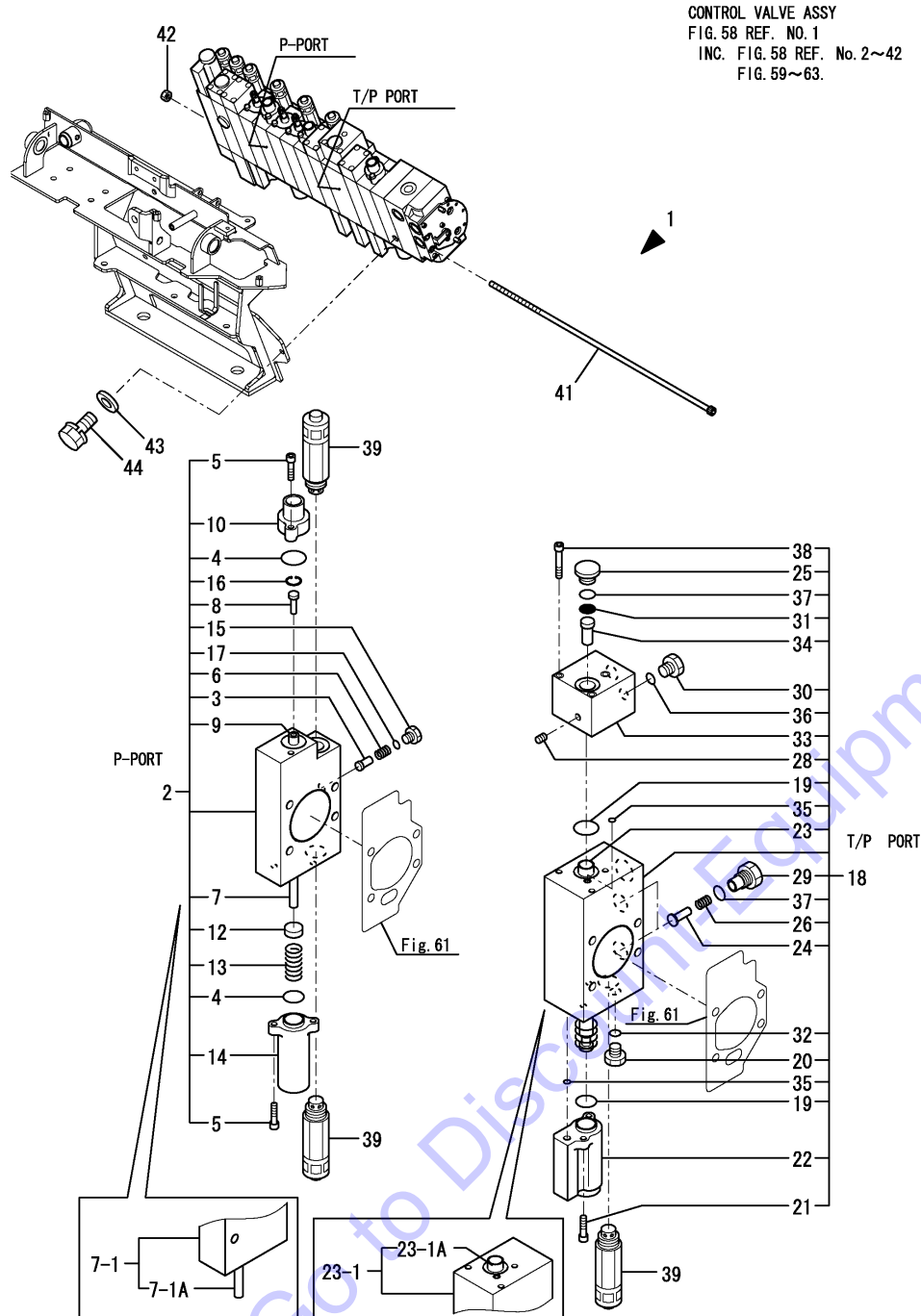
N:Old  $\frac{Yes}{No}$  New, Q:Old  $\frac{No}{Yes}$  New, R:Old  $\frac{Yes}{Yes}$  New, S:Old  $\frac{No}{No}$  New, W:Add, Z:Discontinued, F:Interchangeable by set, K:Q'ty Change  
++ CONTINUE ++  
(C)Copyrights YANMAR CO.,LTD.



Fig.58. CONTROL VALVE(P PORT)(SG)

(A)=VIO45-5B(US)  
 (B)=VIO45-5B(AS)  
 (C)=VIO45-5B(NZ)

(D)=VIO45-5B(SG)  
 (E)=  
 (F)=



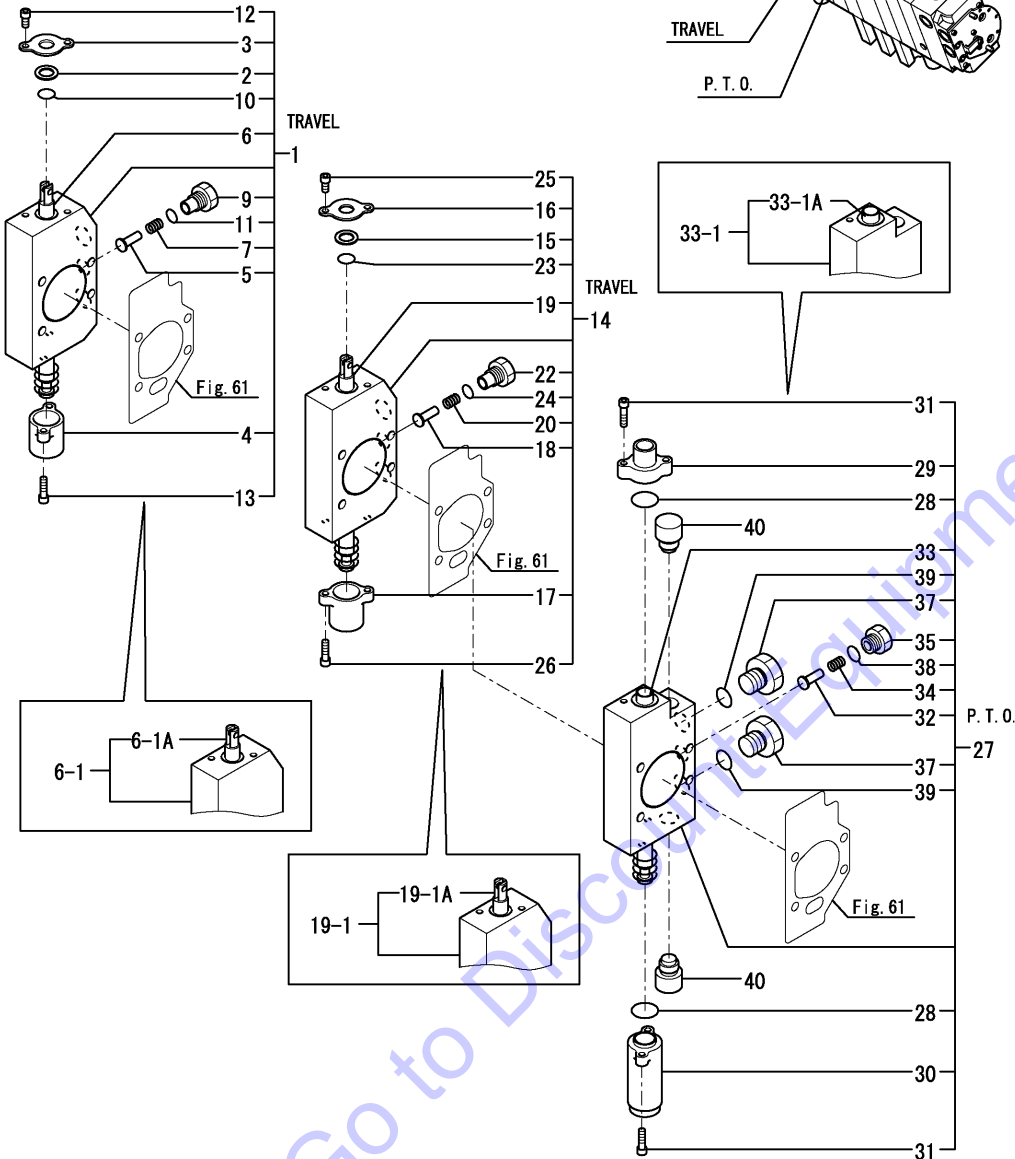
REF.	LEV.	PARTS NO.	DESCRIPTION	Q'TY						I	R
				(A)	(B)	(C)	(D)	(E)	(F)		
34	3	172499-74960	PLUG						1		
35	3	24311-000060	O-RING 1A P-6.0						2		
36	3	24315-000080	O-RING 1B P-8.0						1		
37	3	24315-000110	O-RING 1B P-11.0						3		
38	3	26450-050452	BOLT M 5X 45						3		
39	2	172A47-75400	VALVE ASSY, RELIEF						3		
41	2	172A47-75450	BOLT L=412						4		
42	2	26716-080002	NUT M 8						4		
43	1	22133-100000	WASHER 10						3		
44	1	26013-100162	BOLT M10X 16						3		

Fig.59. CONTROL VALVE(TRAVEL & P.T.O.)(SG)

(A)=VIO45-5B(US)  
(B)=VIO45-5B(AS)  
(C)=VIO45-5B(NZ)

(D)=VIO45-5B(SG)  
(E)=  
(F)=

CONTROL VALVE ASSY is shown in Fig. 58.



REF.	LEV.	PARTS NO.	DESCRIPTION	Q'TY						I	R
				(A)	(B)	(C)	(D)	(E)	(F)		
1	2	172A47-75510	SELECTOR,TRAVEL				1				
1-1	2	172A47-75511	SELECTOR,TRAVEL				1				N
			(D=M53198)								
2	3	172458-74130	DUST WIPER				1				
3	3	172458-74140	BRACKET, OIL SEAL				1				
4	3	172458-74170	CAP,SPRING				1				
4-1	3	172A78-74170	CAP,SPRING				1				N
			(D=M53198)								
5	3	172458-74290	CHECK VALVE				1				
6	3	172A47-74340	SPOOL ASSY,TRAVEL				1				Z
			(D=M53001)								
6-1	3	172A47-74530	TRAVEL SECTION ASSY				1				W
			(D=M53001)								
6-1A	4	172A47-74340	SPOOL ASSY,TRAVEL				1				
7	3	172458-74360	SPRING, CHECK VALVE				1				
9	3	172458-74640	STAY, CHECK VALVE				1				
10	3	24311-000120	O-RING 1A P-12.0				1				
11	3	24315-000110	O-RING 1B P-11.0				1				
12	3	26450-050102	BOLT, M5X10				2				
13	3	26450-050182	BOLT 5* 18				2				
14	2	172A47-75530	SELECTOR,TRAVEL				1				
14-1	2	172A47-75531	SELECTOR,TRAVEL				1				N
			(D=M53198)								
15	3	172458-74130	DUST WIPER				1				
16	3	172458-74140	BRACKET, OIL SEAL				1				
17	3	172458-74170	CAP,SPRING				1				
17-1	3	172A78-74170	CAP,SPRING				1				N
			(D=M53198)								
18	3	172458-74290	CHECK VALVE				1				
19	3	172A47-74340	SPOOL ASSY,TRAVEL				1				Z
			(D=M53001)								
19-1	3	172A47-74490	TRAVEL SECTION ASSY				1				W
			(D=M53001)								
19-1A	4	172A47-74340	SPOOL ASSY,TRAVEL				1				
20	3	172458-74360	SPRING, CHECK VALVE				1				
22	3	172458-74640	STAY, CHECK VALVE				1				
23	3	24311-000120	O-RING 1A P-12.0				1				
24	3	24315-000110	O-RING 1B P-11.0				1				
25	3	26450-050102	BOLT, M5X10				2				
26	3	26450-050182	BOLT 5* 18				2				
27	2	172A47-75550	PTO SELECT				1				
28	3	172458-74230	PACKING S 22				2				
29	3	172458-74240	COVER B1, PILOT				1				
30	3	172458-74250	COVER A1, PILOT				1				
31	3	172458-74260	SWP HEX,BOLT 5X20				4				
32	3	172490-74310	CHECK VALVE				1				
33	3	172A47-74320	SPOOL ASSY,PTO2				1				Z
			(D=M53001)								
33-1	3	172A47-74470	PTO SECTION ASSY				1				W
			(D=M53001)								
33-1A	4	172A47-74320	SPOOL ASSY,PTO2				1				

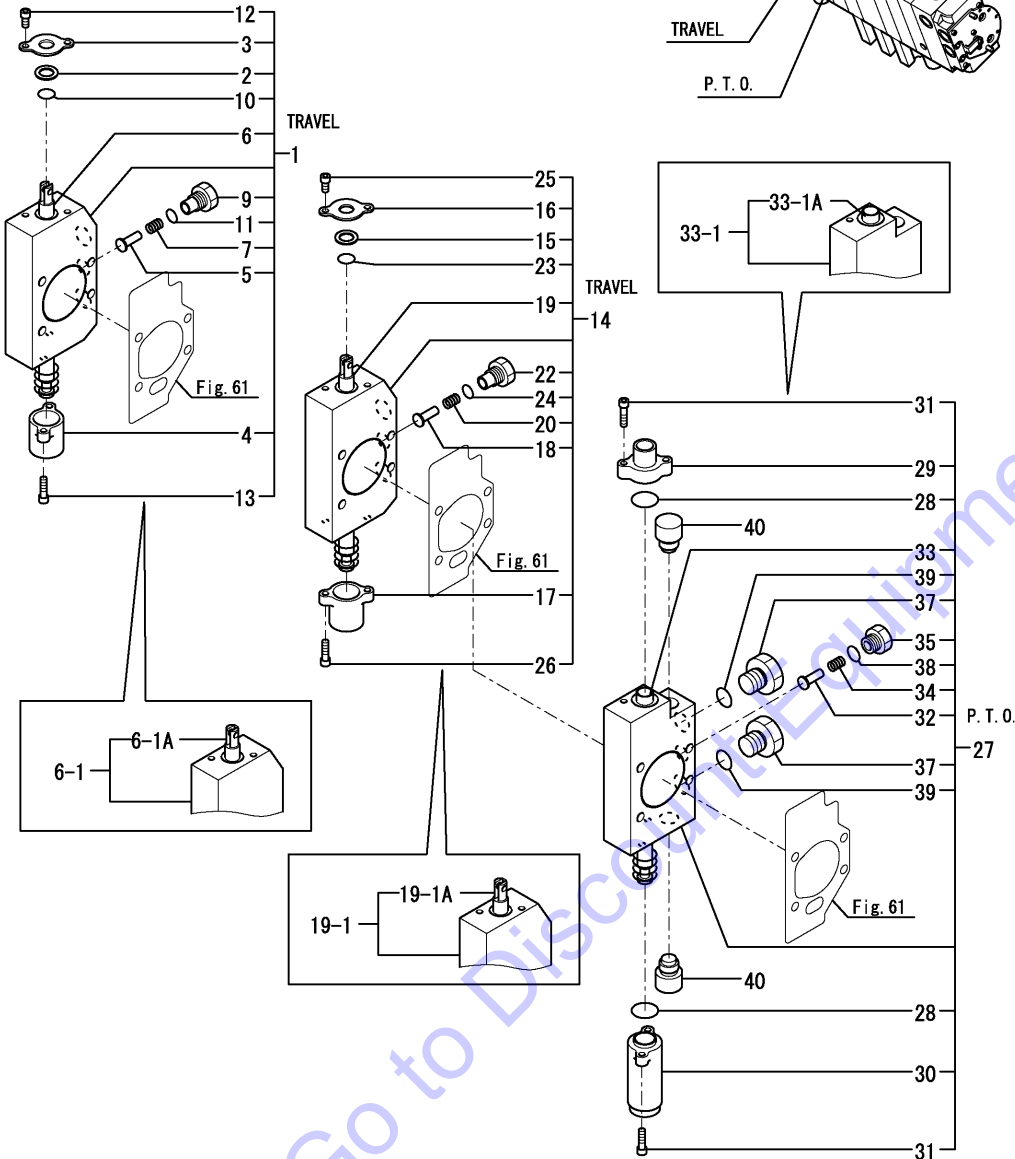
N:Old  $\frac{Yes}{No}$  New, Q:Old  $\frac{No}{Yes}$  New, R:Old  $\frac{Yes}{Yes}$  New, S:Old  $\frac{No}{No}$  New, W:Add, Z:Discontinued, F:Interchangeable by set, K:Q'ty Change  
++ CONTINUE ++  
(C)Copyrights YANMAR CO.,LTD.

Fig.59. CONTROL VALVE(TRAVEL & P.T.O.)(SG)

(A)=VIO45-5B(US)  
(B)=VIO45-5B(AS)  
(C)=VIO45-5B(NZ)

(D)=VIO45-5B(SG)  
(E)=  
(F)=

CONTROL VALVE ASSY is shown in Fig. 58.



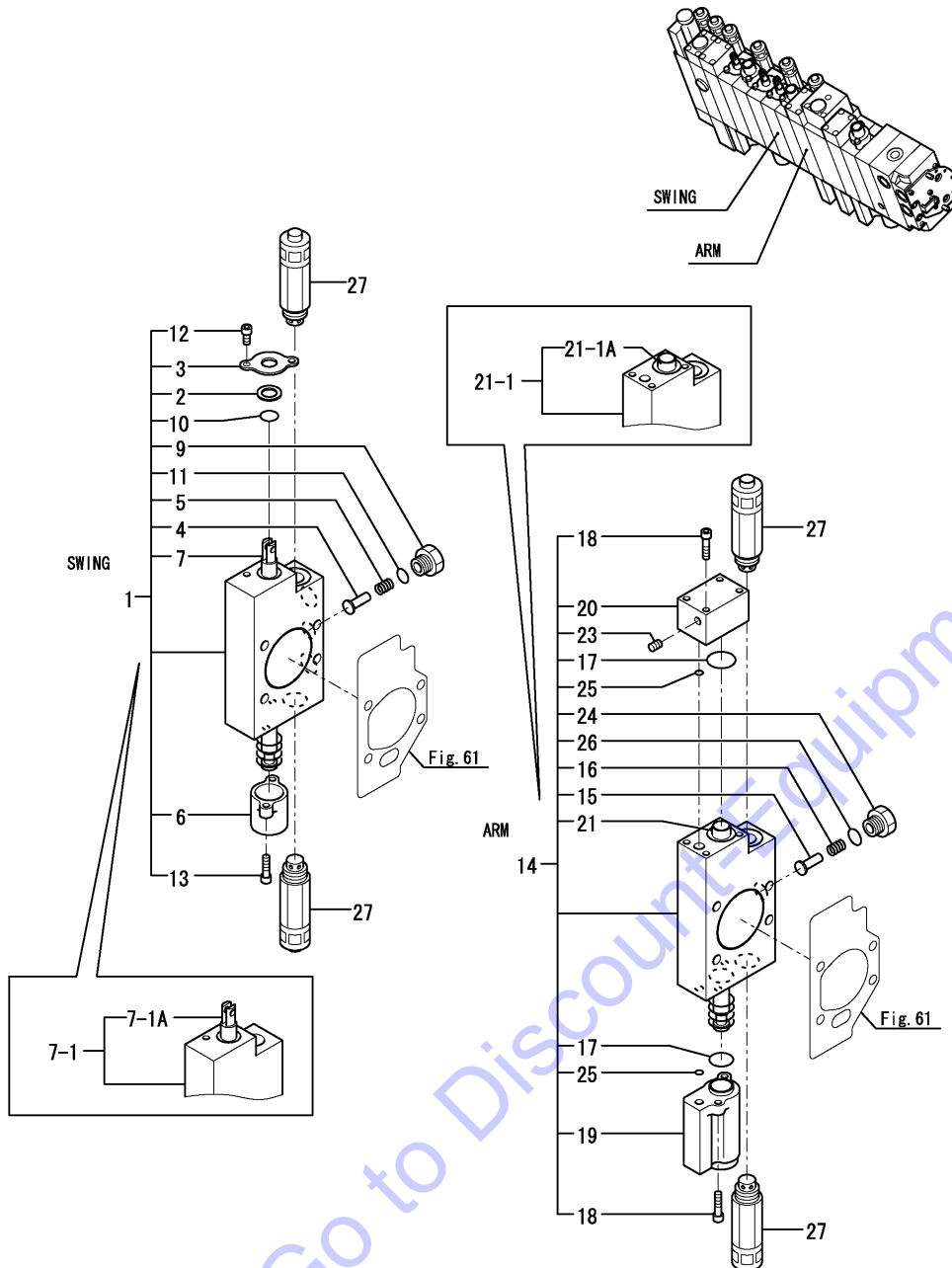
REF.	LEV.	PARTS NO.	DESCRIPTION	Q'TY						I	R	
				(A)	(B)	(C)	(D)	(E)	(F)			
34	3	172490-74320	SPRING, CHECK VALVE				1					
35	3	172490-74330	STAY, CHECK VALVE				1					
37	3	172458-74650	STAY, CHECK VALVE				2					
38	3	24315-000110	O-RING 1B P-11.0				1					
39	3	24315-000140	O-RING 1B P-14.0				2					
40	2	172A47-75460	RELIEF VALVE PLUG AS				2					

Fig.60. CONTROL VALVE(ARM & SWING)(SG)

(A)=VIO45-5B(US)  
(B)=VIO45-5B(AS)  
(C)=VIO45-5B(NZ)

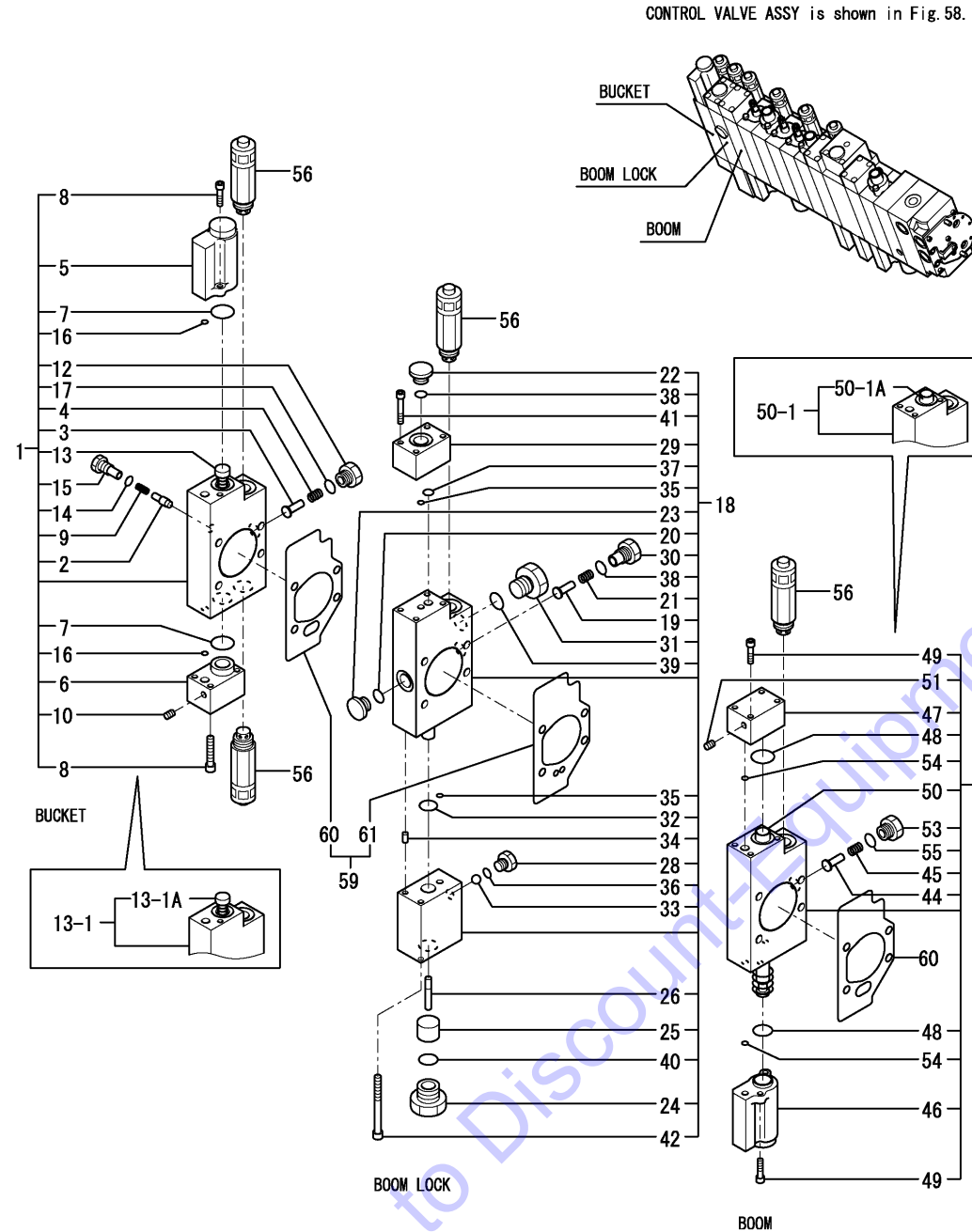
(D)=VIO45-5B(SG)  
(E)=  
(F)=

CONTROL VALVE ASSY is shown in Fig. 58.



REF.	LEV.	PARTS NO.	DESCRIPTION	Q'TY						I	R	
				(A)	(B)	(C)	(D)	(E)	(F)			
1	2	172A47-75540	SWING CHANGER				1					
1-1	2	172A47-75541	SWING CHANGER				1					N
				(D=M53198)								
2	3	172458-74130	DUST WIPER				1					
3	3	172458-74140	BRACKET, OIL SEAL				1					
4	3	172458-74150	CHECK VALVE				1					
5	3	172458-74160	SPRING, CHECK VALVE				1					
6	3	172458-74170	CAP,SPRING				1					
6-1	3	172A78-74170	CAP,SPRING				1					N
				(D=M53198)								
7	3	172A47-74330	SPOOL ASSY,SWING				1					Z
				(D=M53001)								
7-1	3	172A47-74480	SWING SECTION ASSY				1					W
				(D=M53001)								
7-1A	4	172A47-74330	SPOOL ASSY,SWING				1					
9	3	172458-74630	STAY, CHECK VALVE				1					
10	3	24311-000120	O-RING 1A P-12.0				1					
11	3	24315-000110	O-RING 1B P-11.0				1					
12	3	26450-050102	BOLT, M5X10				2					
13	3	26450-050182	BOLT 5* 18				2					
14	2	172A47-75561	VALVE ASSY,SECTION				1					
15	3	172458-74150	CHECK VALVE				1					
16	3	172458-74160	SPRING, CHECK VALVE				1					
17	3	172458-74230	PACKING S 22				2					
18	3	172458-74260	SWP HEX.BOLT 5X20				4					
19	3	172A47-74280	COVER BL ,PILOT				1					
20	3	172A47-74300	COVER BS,PILOT				1					
21	3	172A47-74311	SPOOL ASSY,ARM				1					Z
				(D=M53001)								
21-1	3	172A47-74451	ARM SECTION SUB				1					W
				(D=M53001)								
21-1A	4	172A47-74311	SPOOL ASSY,ARM				1					
23	3	172458-74460	PLUG GPM1/32				1					
24	3	172458-74630	STAY, CHECK VALVE				1					
25	3	24311-000060	O-RING 1A P-6.0				2					
26	3	24315-000110	O-RING 1B P-11.0				1					
27	2	172A47-75470	VALVE ASSY, OVERLOAD				4					

Fig.61. CONTROL VALVE(BOOM & BUCKET)(SG)



(A)=VIO45-5B(US)

(B)=VIO45-5B(AS)

(C)=VIO45-5B(NZ)

(D)=VIO45-5B(SG)

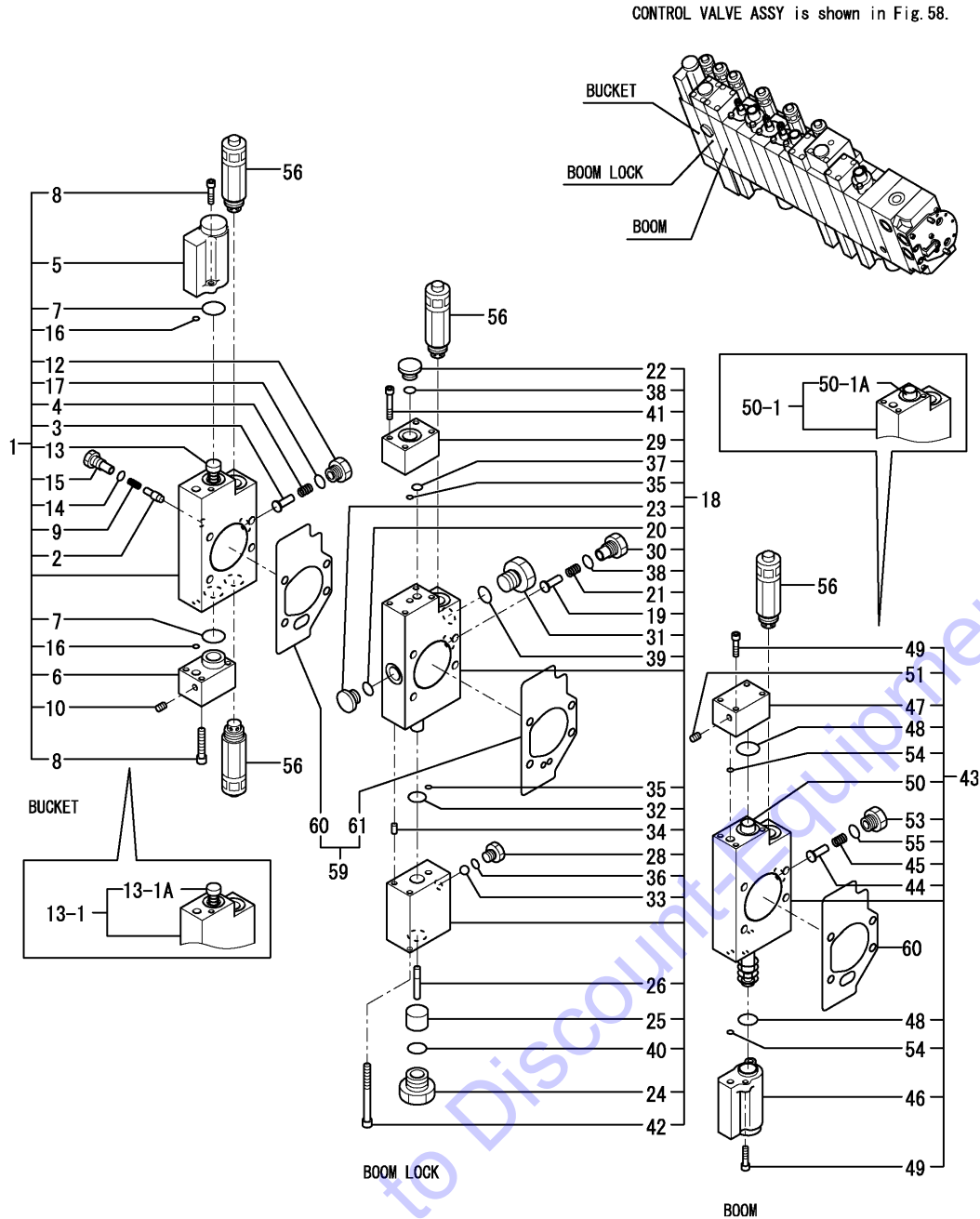
(E)=

(F)=

REF.	LEV.	PARTS NO.	DESCRIPTION	Q'TY						I	R
				(A)	(B)	(C)	(D)	(E)	(F)		
1	2	172A47-75490	CHANGEOVER, BUCKET				1				
2	3	172499-70180	CHECK VALVE				1				
3	3	172458-74150	CHECK VALVE				1				
4	3	172458-74160	SPRING, CHECK VALVE				1				
5	3	172A47-74220	COVER AL,PILOT				1				
6	3	172A47-74230	COVER AS,PILOT				1				
7	3	172458-74230	PACKING S 22				2				
8	3	172458-74260	SWP HEX.BOLT 5X20				4				
9	3	172173-74280	SPRING,CHECK				1				
10	3	172458-74460	PLUG GPM1/32				1				
12	3	172458-74630	STAY, CHECK VALVE				1				
13	3	172A47-74940	SPOOL ASSY,BUCKET				1				Z
13-1	3	172A47-74550	BACKET SECTION ASSY (D=M53001)				1				W
13-1A	4	172A47-74940	SPOOL ASSY,BUCKET (D=M53001)				1				
14	3	172A47-74950	O-RING AS568-904				1				
15	3	172A47-74970	STAY, CHECK VALVE				1				
16	3	24311-000060	O-RING 1A P-6.0				2				
17	3	24315-000110	O-RING 1B P-11.0				1				
18	2	172A47-75610	LOCK VALVE ASSY				1				
19	3	172499-70180	CHECK VALVE				1				
20	3	172A47-74270	O-RING 1B S16				1				
21	3	172173-74280	SPRING,CHECK				1				
22	3	172183-74350	PLUG PF1/4				1				
23	3	172A47-74460	PLUG,M12X1.25				1				
24	3	172A47-74560	BUSH PF1/2X1/4				1				
25	3	172A47-74570	PISTON B				1				
26	3	172A47-74580	PISTON A1				1				
28	3	172A47-74920	STAY,BALL				1				
29	3	172A47-74930	BODY,DISCHARGE				1				
30	3	172A47-74970	STAY, CHECK VALVE				1				
31	3	172A47-75620	STAY,CHECK V(SC3A)				1				
32	3	172A47-75680	O-RING AS 1B17				1				
33	3	172A47-75690	STEEL BALE 7MM				1				
34	3	22312-050100	PARALLEL PIN, M5X10				2				
35	3	24311-000060	O-RING 1A P-6.0				2				
36	3	24315-000080	O-RING 1B P-8.0				1				
37	3	24315-000100	O-RING 1B P-10.0				1				
38	3	24315-000110	O-RING 1B P-11.0				2				
39	3	24315-000140	O-RING 1B P-14.0				1				
40	3	24315-000180	O-RING 1B P-18.0				1				
41	3	26450-050302	BOLT M 5X 30				2				
42	3	26450-060652	BOLT, 6 X 65				2				
43	2	172A47-75501	CHANGEOVER, BOOM				1				
44	3	172458-74150	CHECK VALVE				1				
45	3	172458-74160	SPRING, CHECK VALVE				1				
46	3	172A47-74220	COVER AL,PILOT				1				
47	3	172A47-74230	COVER AS,PILOT				2				
48	3	172458-74230	PACKING S 22				2				
49	3	172458-74260	SWP HEX.BOLT 5X20				4				

N:Old  $\begin{matrix} \text{Yes} \\ \text{No} \end{matrix}$  New, Q:Old  $\begin{matrix} \text{No} \\ \text{Yes} \end{matrix}$  New, R:Old  $\begin{matrix} \text{Yes} \\ \text{No} \end{matrix}$  New, S:Old  $\begin{matrix} \text{No} \\ \text{Yes} \end{matrix}$  New, W:Add, Z:Discontinued, F:Interchangeable by set, K:Q'ty Change

Fig.61. CONTROL VALVE(BOOM & BUCKET)(SG)



(A)=VIO45-5B(US)  
(B)=VIO45-5B(AS)  
(C)=VIO45-5B(NZ)

(D)=VIO45-5B(SG)  
(E)=  
(F)=

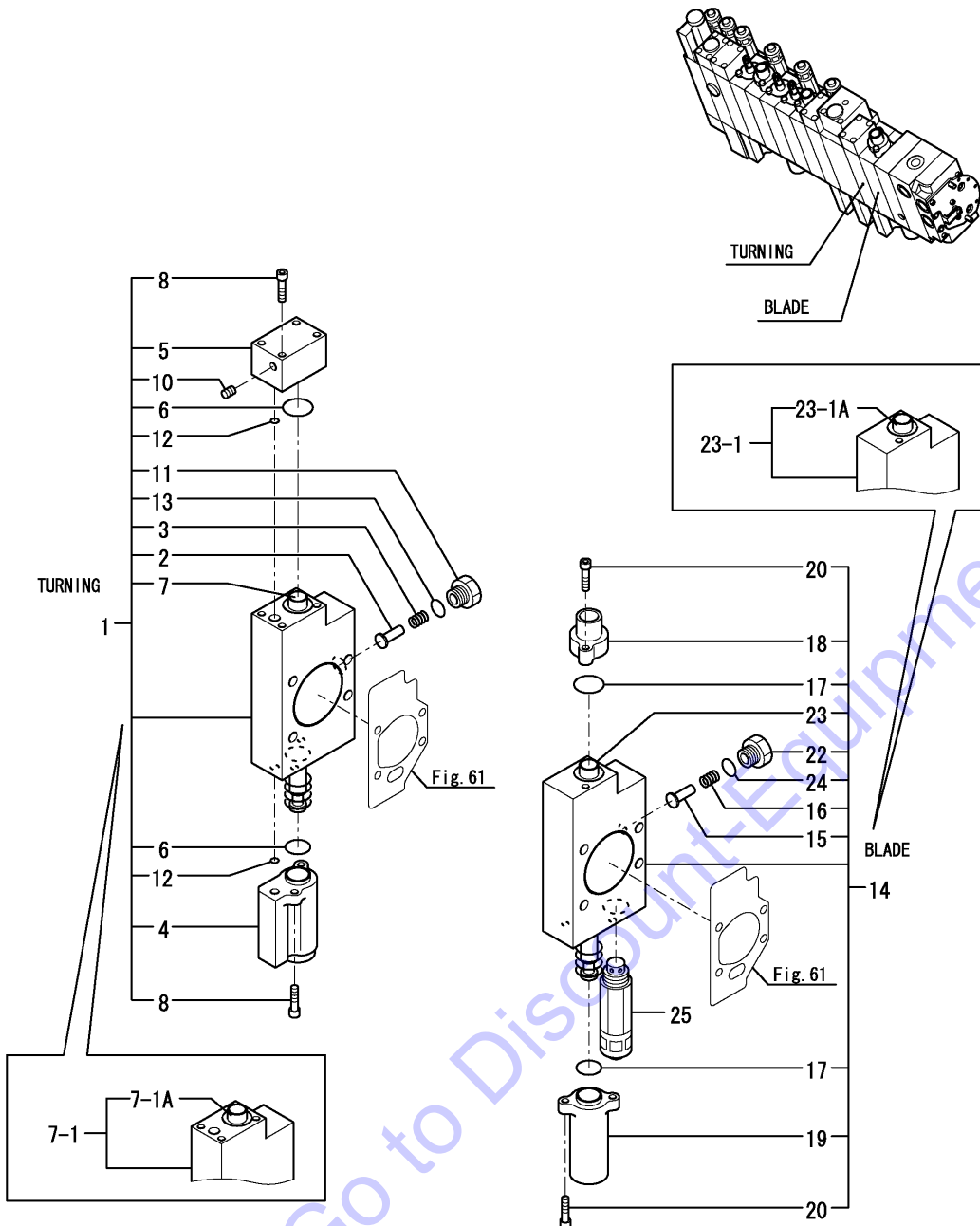
REF.	LEV.	PARTS NO.	DESCRIPTION	Q'TY						I	R
				(A)	(B)	(C)	(D)	(E)	(F)		
50	3	172A47-74411	SPOOL ASSY,BOOM (D=M53001)				1				Z
50-1	3	172A47-74541	BOOM SECTION ASSY (D=M53001)				1				W
50-1A	4	172A47-74411	SPOOL ASSY,BOOM				1				
51	3	172458-74460	PLUG GPM1/32				1				
53	3	172458-74630	STAY, CHECK VALVE				1				
54	3	24311-000060	O-RING 1A P-6.0				2				
55	3	24315-000110	O-RING 1B P-11.0				1				
56	2	172A47-75470	VALVE ASSY, OVERLOAD				4				
59	2	172A46-74330	GASKET,KIT-11				1				
60	3	172A47-75430	GASKET B				11				
61	3	172A47-75440	GASKET A				1				

Fig.62. CONTROL VALVE(TURNING & BLADE)(SG)

(A)=VIO45-5B(US)  
(B)=VIO45-5B(AS)  
(C)=VIO45-5B(NZ)

(D)=VIO45-5B(SG)  
(E)=  
(F)=

CONTROL VALVE ASSY is shown in Fig. 58.

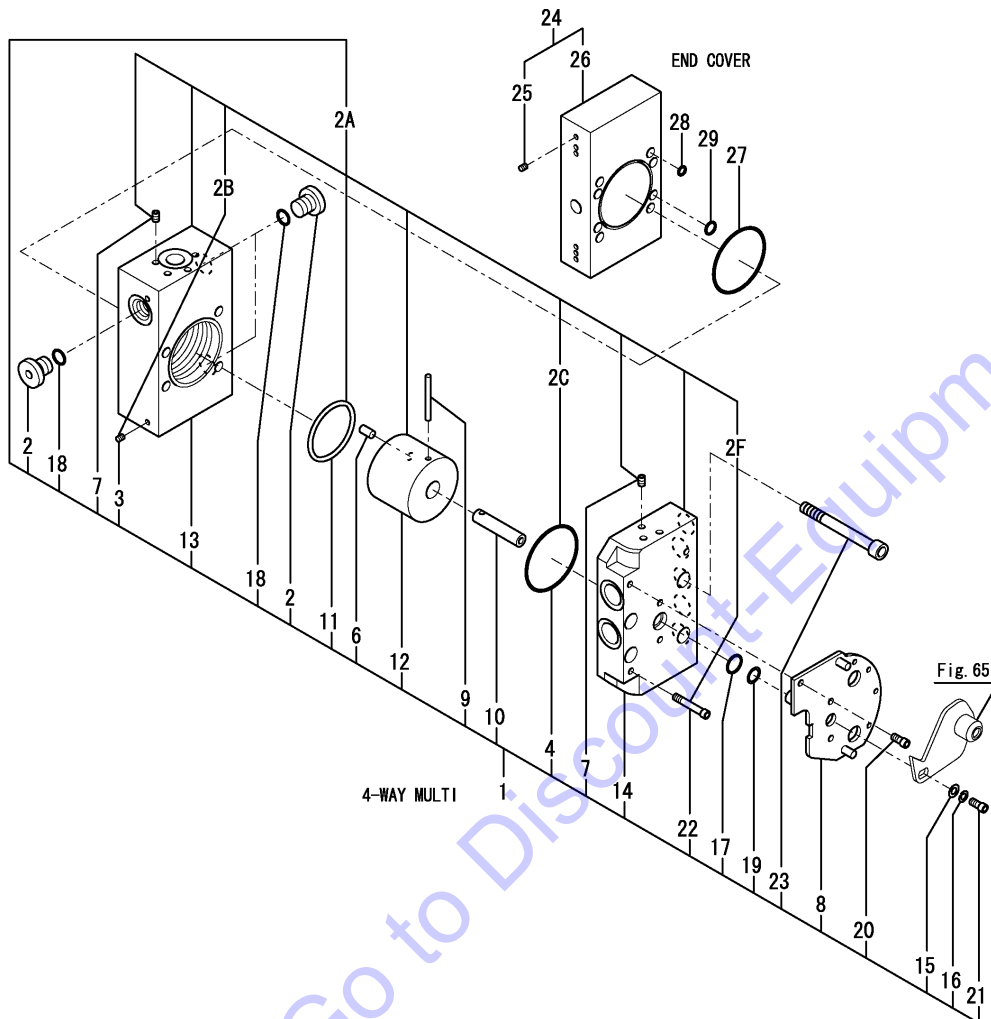
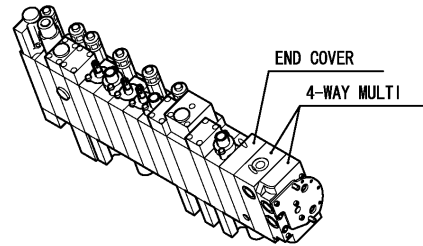


REF.	LEV.	PARTS NO.	DESCRIPTION	Q'TY						I	R	
				(A)	(B)	(C)	(D)	(E)	(F)			
1	2	172A47-75581	SELECTOR, SWING				1					
2	3	172458-74150	CHECK VALVE				1					
3	3	172458-74160	SPRING, CHECK VALVE				1					
4	3	172A47-74220	COVER AL,PILOT				1					
5	3	172A47-74230	COVER AS,PILOT				1					
6	3	172458-74230	PACKING S 22				2					
7	3	172A47-74241	SPOOL ASSY,TURNING				1				Z	
7-1	3	172A47-74431	TURNING SECTION ASSY (D=M53001)				1				W	
7-1A	4	172A47-74241	SPOOL ASSY,TURNING (D=M53001)				1					
8	3	172458-74260	SWP HEX.BOLT 5X20				4					
10	3	172458-74460	PLUG GPM1/32				1					
11	3	172458-74630	STAY, CHECK VALVE				1					
12	3	24311-000060	O-RING 1A P-6.0				2					
13	3	24315-000110	O-RING 1B P-11.0				1					
14	2	172A47-75591	BLADE, CHANGE-OVER				1					
15	3	172458-74150	CHECK VALVE				1					
16	3	172458-74160	SPRING, CHECK VALVE				1					
17	3	172458-74230	PACKING S 22				2					
18	3	172458-74240	COVER B1, PILOT				1					
19	3	172458-74250	COVER A1, PILOT				1					
20	3	172458-74260	SWP HEX.BOLT 5X20				4					
22	3	172458-74630	STAY, CHECK VALVE				1					
23	3	172A47-75671	SPOOL ASSY,BLADE (D=M53001)				1				Z	
23-1	3	172A47-74421	BLDE SECTION SUB (D=M53001)				1				W	
23-1A	4	172A47-75671	SPOOL ASSY,BLADE (D=M53001)				1					
24	3	24315-000110	O-RING 1B P-11.0				1					
25	2	172A47-75480	VALVE ASSY, OVERLOAD				1					

Fig.63. CONTROL VALVE(4-WAY MULTI & END COVER)(SG)

(A)=VIO45-5B(US) (D)=VIO45-5B(SG)  
 (B)=VIO45-5B(AS) (E)=  
 (C)=VIO45-5B(NZ) (F)=

CONTROL VALVE ASSY is shown in Fig. 58.



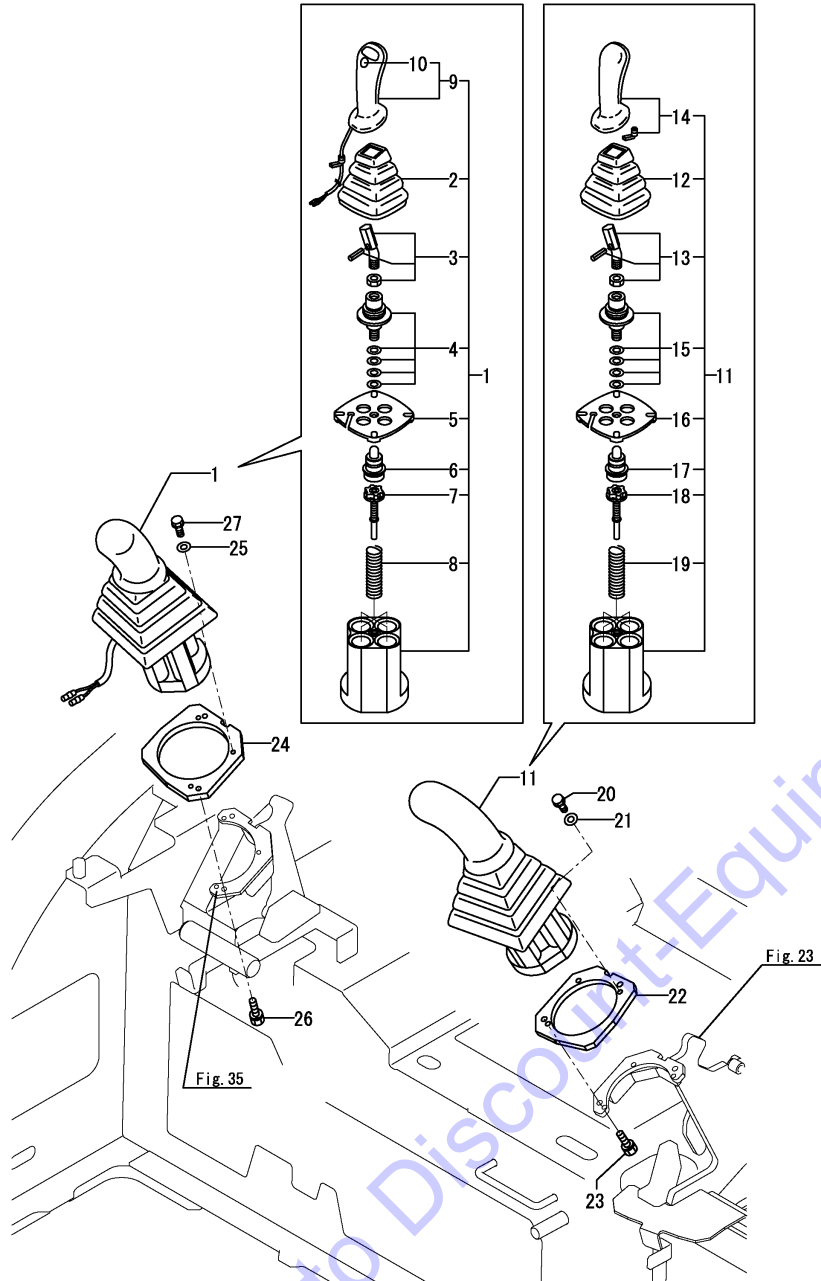
REF.	LEV.	PARTS NO.	DESCRIPTION	Q'TY						I	R	
				(A)	(B)	(C)	(D)	(E)	(F)			
1	2	172A47-74200	CP MCV 4WAY				1					
2	3	172183-74350	PLUG PF1/4				3					
2A	3	172A47-75900	BODY 4WAY KIT				1					W
			(D=M53198)									
2B	4	172458-74460	PLUG GPM1/32				2					
2C	4	172A47-75420	O-RING 1B S55				1					
2F	4	26450-050302	BOLT M 5X 30				2					
3	3	172458-74460	PLUG GPM1/32				2					Z
			(D=M53198)									
4	3	172A47-75420	O-RING 1B S55				1					Z
			(D=M53198)									
6	3	172A47-75710	PLUNGER 6MM				1					
7	3	172A47-75720	PLUG NPT1/16				11					Z
			(D=M53198)									
8	3	172A47-75730	PLATE				1					
9	3	172A47-75740	NEEDLE ROLLER 4MM				1					
10	3	172A47-75750	SHAFT				1					
11	3	172A47-75760	ROD PACKING SPNC50				1					Z
			(D=M53198)									
12	3	172A47-75770	CYLINDER C1				1					Z
			(D=M53198)									
13	3	172A47-75780	BODY B2				1					Z
			(D=M53198)									
14	3	172A47-75790	BODY A3				1					Z
			(D=M53198)									
15	3	22137-050000	WASHER 5, POLISHED				1					
16	3	22217-050000	SPRING WASHER 5				1					
17	3	24311-240100	O-RING 1A P-10A				1					
18	3	24315-000110	O-RING 1B P-11.0				3					
18-1	3	41851-000110	PACKING, 11.0				3					N
			(D=M53106)									
19	3	24373-240100	RING,BACKUP T3 P 10A				1					
20	3	26450-050102	BOLT, M5X10				3					
21	3	26450-050102	BOLT, M5X10				1					
22	3	26450-050302	BOLT M 5X 30				2					Z
			(D=M53198)									
23	3	26450-080752	BOLT M 8X 75				4					
24	2	172A47-75600	COVER ASSY,END				1					
25	3	172458-74460	PLUG GPM1/32				8					
26	3	172A47-75410	END COVER E1				1					
27	2	172A47-75420	O-RING 1B S55				1					
28	2	24311-000060	O-RING 1A P-6.0				7					
29	2	24311-000090	O-RING 1A P-9.0				2					



Fig.64. REMOTE CONTROL VALVE

(A)=VIO45-5B(US)  
 (B)=VIO45-5B(AS)  
 (C)=VIO45-5B(NZ)

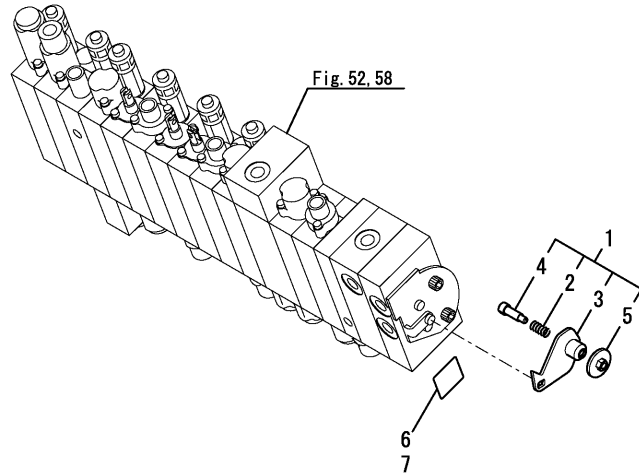
(D)=VIO45-5B(SG)  
 (E)=  
 (F)=



REF.	LEV.	PARTS NO.	DESCRIPTION	Q'TY						I	R
				(A)	(B)	(C)	(D)	(E)	(F)		
1	1	172A47-74510	VALVE ASSY,R PTO	1	1	1	1				
2	2	172441-74030	BELLOWS	1	1	1	1				
3	2	172441-74040	COMMAND KIT	1	1	1	1				
4	2	172463-74530	CARDAN KIT	1	1	1	1				
5	2	172463-74540	RETAINING PLATE	1	1	1	1				
6	2	172463-74551	PLUNGER KIT	1	1	1	1				
7	2	172463-74561	REGULATION KIT	4	4	4	4				
8	2	172463-74570	SPRING KIT	1	1	1	1				
9	2	172A47-74520	HANDLE YT	1	1	1	1				
10	3	172463-74580	PUSH BUTTON	1	1	1	1				
11	1	172463-74521	VALVE ASSY, L.US	1	1	1	1				
12	2	172441-74030	BELLOWS	1	1	1	1				
13	2	172441-74040	COMMAND KIT	1	1	1	1				
14	2	172441-74050	HANDLE L	1	1	1	1				
15	2	172463-74530	CARDAN KIT	1	1	1	1				
16	2	172463-74540	RETAINING PLATE	1	1	1	1				
17	2	172463-74551	PLUNGER KIT	1	1	1	1				
18	2	172463-74561	REGULATION KIT	4	4	4	4				
19	2	172463-74570	SPRING KIT	1	1	1	1				
20	1	26013-060202	BOLT M 6X 20	3	3	3	3				
21	1	22137-060000	WASHER 6, POLISHED	3	3	3	3				
22	1	172A78-64510	SPACER, VALVE	1	1	1	1				
23	1	26013-060162	BOLT M 6X 16	2	2	2	2				
24	1	172A78-64510	SPACER, VALVE	1	1	1	1				
25	1	22137-060000	WASHER 6, POLISHED	3	3	3	3				
26	1	26013-060162	BOLT M 6X 16	2	2	2	2				
27	1	26013-060202	BOLT M 6X 20	3	3	3	3				

Remarks  
 \*P.T.O. PPC spec. is shown in fig.95.

Fig.65. MULTI LEVER



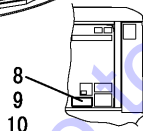
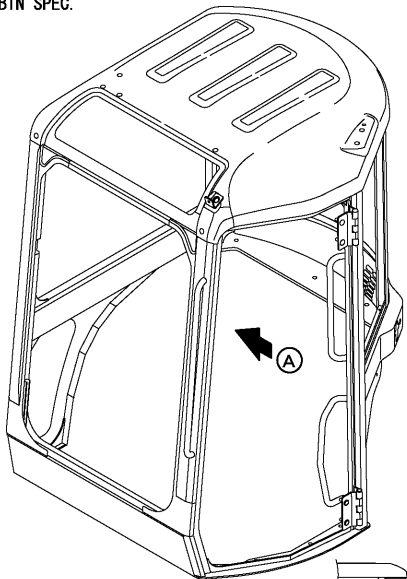
OCS10-G51801 65. MULTI LEVER

(A)=VIO45-5B(US)  
 (B)=VIO45-5B(AS)  
 (C)=VIO45-5B(NZ)

(D)=VIO45-5B(SG)  
 (E)=  
 (F)=

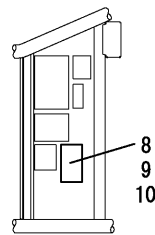
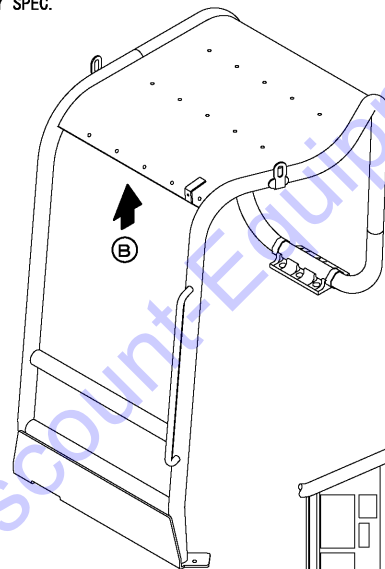
REF.	LEV.	PARTS NO.	DESCRIPTION	Q'TY						I	R
				(A)	(B)	(C)	(D)	(E)	(F)		
1	1	172A47-74601	MULTI V LEVER ASSY	1	1	1	1				
2	2	1C6141-35370	SPRING,LOCK	1	1	1	1				
3	2	172A47-74611	LEVER ASSY	1	1	1	1				
4	2	172A47-74650	SHAFT	1	1	1	1				
5	2	172A47-74660	NOB ASSY	1	1	1	1				
6	1	172A47-03220	LABEL,2-WAY	1	1	1					
7	1	172A47-03390	LABEL,MULTILEVER US							1	
8	1	172437-03601	LABEL, 2-WAY US	1	1	1					
9	1	172444-03290	MAGNET							1	
10	1	172A47-03410	LABEL,4 WAY US							1	

CABIN SPEC.



VIEWED FROM (A)

CANOPY SPEC.

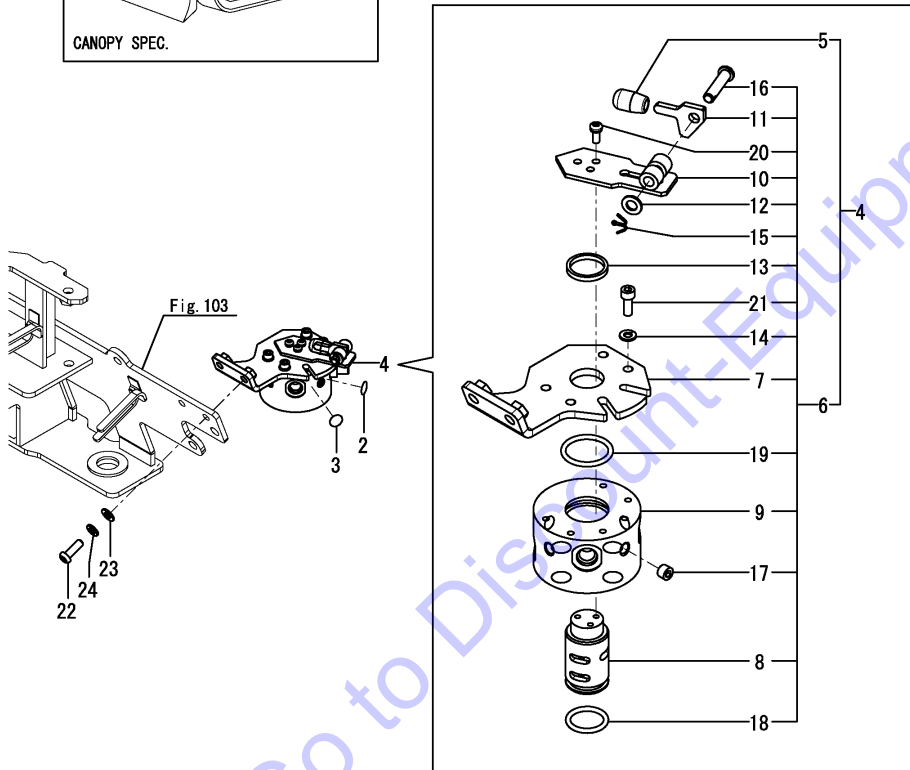
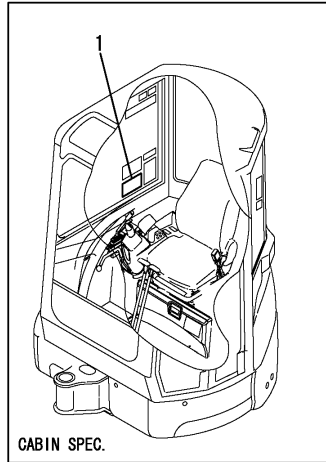
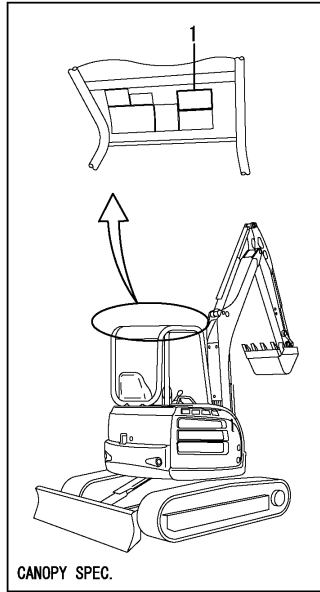


VIEWED FROM (B)

Fig.111. (65A)2-WAY VALVE(US : FROM M58001)

(A)=VIO45-5B(US)  
 (B)=VIO45-5B(AS)  
 (C)=VIO45-5B(NZ)

(D)=VIO45-5B(SG)  
 (E)=  
 (F)=

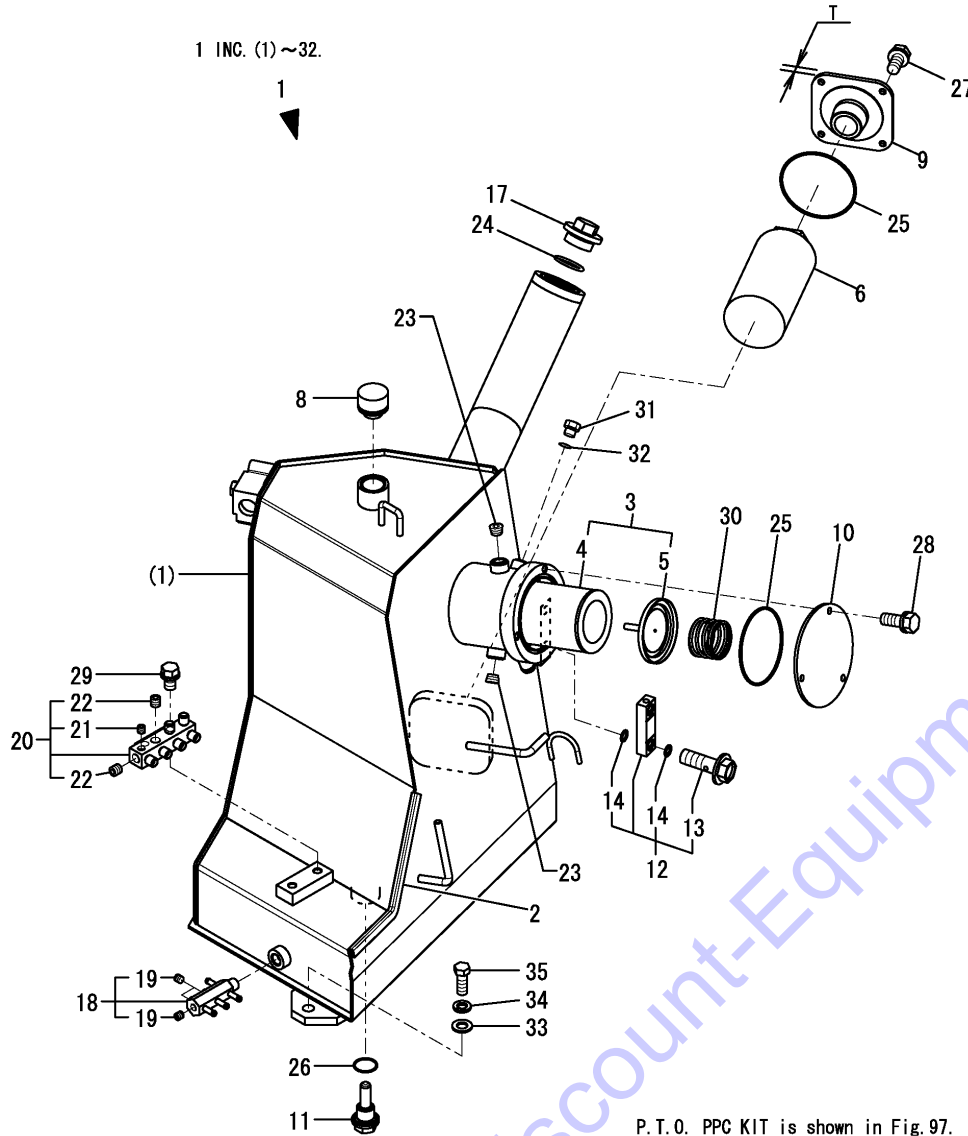


REF.	LEV.	PARTS NO.	DESCRIPTION	Q'TY						I	R
				(A)	(B)	(C)	(D)	(E)	(F)		
1	1	172437-03601	LABEL, 2-WAY US	1							
2	1	172437-03610	LABEL	1							
3	1	172437-03620	LABEL	1							
4	1	172A79-74550	VALVE ASSY, 2WAY JD	1							
5	2	172157-58830	KNOB 6.5X18X35	1							
6	2	172A79-74560	VALVE ASSY, 2WAY JD	1							
7	3	172A79-74570	STAY ASSY, 2WAY JD	1							
8	3	172437-74711	SHAFT	1							
9	3	172437-74720	BLOCK, VALVE	1							
10	3	172A36-74750	LEVER	1							
11	3	172A36-74780	PLATE, LOCK	1							
12	3	22117-080000	WASHER 8	1							
13	3	22137-240000	WASHER 24, POLISHED	1							
14	3	22217-060000	SPRING WASHER 6	4							
15	3	22417-200160	COTTER PIN 2.0X16	1							
16	3	22487-080300	PIN 8X 30	1							
17	3	23871-010000	PLUG PT1/8, SCREW	4							
18	3	24311-000250	O-RING 1A P-25.0	1							
19	3	24311-000320	O-RING 1A P-32.0	1							
20	3	26022-050122	SCREW M 5X 12	3							
21	3	26450-060162	BOLT M 6X 16	4							
22	1	172A79-74590	BOLT, BUTTON 8X25	2							
23	1	22137-080000	WASHER 8, POLISHED	2							
24	1	22217-080000	WASHER, 8	2							

Fig.66. HYD.OIL TANK

(A)=VIO45-5B(US)  
(B)=VIO45-5B(AS)  
(C)=VIO45-5B(NZ)

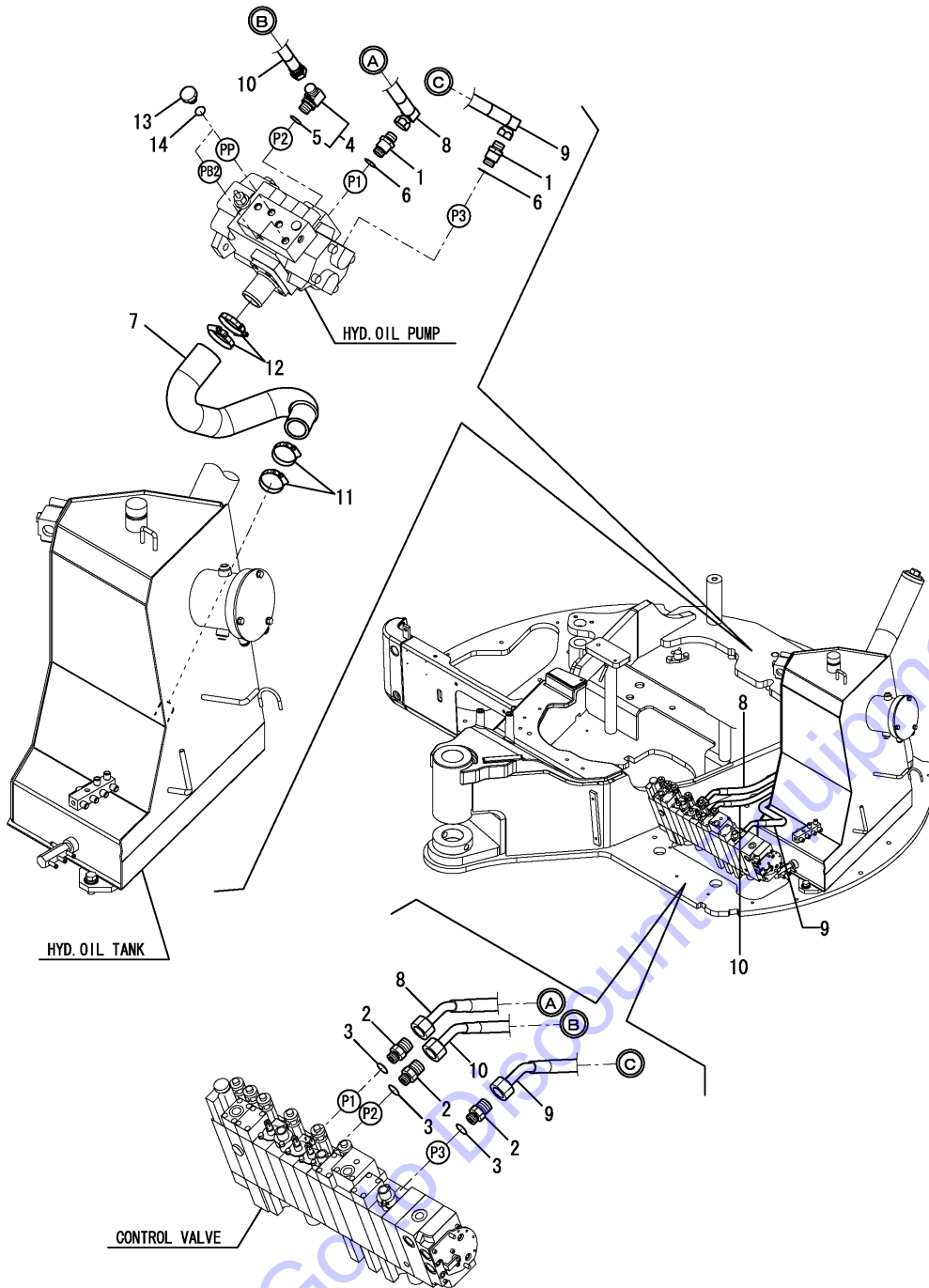
(D)=VIO45-5B(SG)  
(E)=  
(F)=



Remarks  
(1)Please use this part with following labels at the same time.  
Ref.No.32A.  
(2)Labels are not illustrated.  
(3)T=Ref.No.9:6mm, No.9-1:12mm.  
Interchangeable by simultaneous replacement with Ref.No.27-1.

REF.	LEV.	PARTS NO.	DESCRIPTION	Q'TY						I	R
				(A)	(B)	(C)	(D)	(E)	(F)		
1	1	772A47-75100-1	TANK ASSY, OIL	1	1	1	1				1
2	2	172162-64320	RUBBER A,EDGE	1	1	1	1				
3	2	172175-73700	FILTER ASSY, RETURN	1	1	1	1				
4	3	172175-73710	ELEMENT	1	1	1	1				
5	3	172141-73770	VALVE ASSY, BYPASS	1	1	1	1				
6	2	172146-73730	FILTER, SUCTION	1	1	1	1				
8	2	172446-75250	CAP	1	1	1	1				
9	2	172183-75410	FLANGE, SUCTION	1	1	1	1				
9-1	2	172A46-75500	FRANGE, SUCTION	1	1	1	1				F 3
		(A=M53195) (B=M53195) (C=M53195) (D=M53195)									
10	2	172A47-75340	COVER, TANK	1	1	1	1				
11	2	172187-75500	PLUG 24	1	1	1	1				
12	2	172447-75600	GAUGE ASSY	1	1	1	1				
13	3	172455-75290	BOLT M10	2	2	2	2				
14	3	172455-75300	O-RING	4	4	4	4				
17	2	172116-75850-B	PLUG, OIL FEED	1	1	1	1				
18	2	172A47-76300	DRAIN BLOCK	1	1	1	1				
19	3	23871-020000	PLUG PT1/4,SCREW	3	3	3	3				
20	2	172A47-76310	PILOT BLOCK	1	1	1	1				
21	3	23871-010000	PLUG PT1/8,SCREW	1	1	1	1				
22	3	23871-020000	PLUG PT1/4,SCREW	2	2	2	2				
23	2	23871-030000	PLUG PT3/8,SCREW	2	2	2	2				
24	2	24311-000380	O-RING 1A P-38.0	1	1	1	1				
25	2	24321-001050	O-RING 1A G-105.0	2	2	2	2				
26	2	24341-000300	O-RING 1A S-30.0	1	1	1	1				
27	2	26013-080162	BOLT W/WASHER M8X16	4	4	4	4				
27-1	2	26014-080252	BOLT M 8X 25	4	4	4	4				S
		(A=M53195) (B=M53195) (C=M53195) (D=M53195)									
28	2	26013-080202	BOLT W/WASHER M8X20	3	3	3	3				
28-1	2	26014-080202	BOLT M 8X 20	3	3	3	3				R
		(A=M53072) (B=M53072) (C=M53072) (D=M53072)									
29	2	26013-100162	BOLT M10X 16	2	2	2	2				
29-1	2	26013-100202	BOLT W/WASHER M10X20	2	2	2	2				N
		(A=M53185) (B=M53185) (C=M53185) (D=M53185)									
30	2	933152-02710	SPRING, SIDE CLUTCH	1	1	1	1				
31	2	172165-76590	PLUG PF1/4	1	1	1	1				
32	2	24315-000110	O-RING 1B P-11.0	1	1	1	1				
32-1	2	41851-000110	PACKING, 11.0	1	1	1	1				N
		(A=M53106) (B=M53106) (C=M53106) (D=M53106)									
32A	1	172463-03290	LABEL,HYD.OIL US	1	1	1	1				2
33	1	22137-140000	WASHER 14,POLISHED	3	3	3	3				
34	1	22217-140000	SPRING WASHER 14	3	3	3	3				
35	1	26116-140352	BOLT M14X 35 PLATED	3	3	3	3				

Fig.67. HYD.OIL PIPING(TANK - PUMP - VALVE)

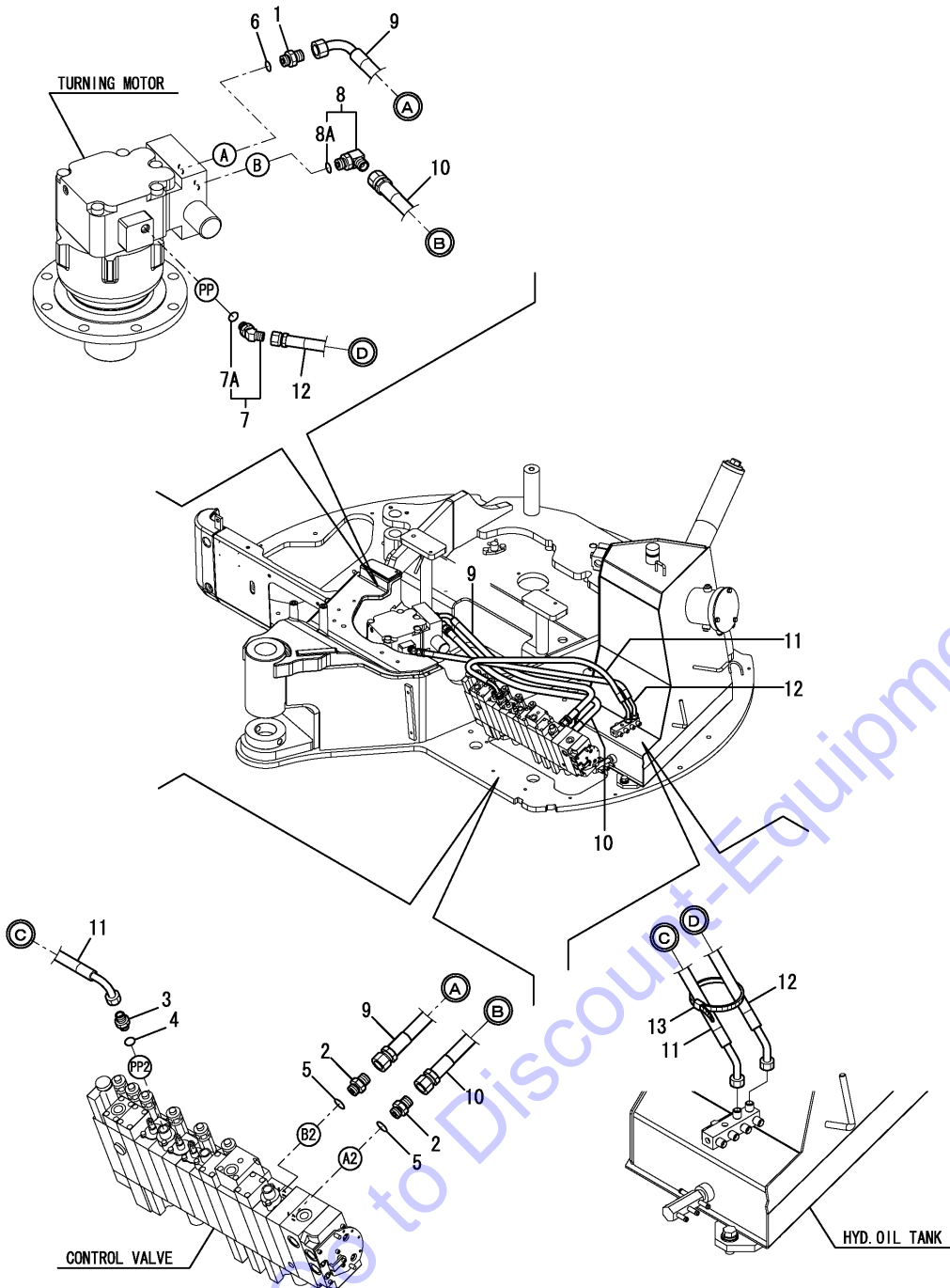


(A)=VIO45-5B(US)  
 (B)=VIO45-5B(AS)  
 (C)=VIO45-5B(NZ)

(D)=VIO45-5B(SG)  
 (E)=  
 (F)=

REF.	LEV.	PARTS NO.	DESCRIPTION	Q'TY						I	R
				(A)	(B)	(C)	(D)	(E)	(F)		
1	1	172147-76271	CONNECTOR	2	2	2	2				
2	1	172168-76162	CONNECTOR	3	3	3	3				
3	1	24315-000140	O-RING 1B P-14.0	3	3	3	3				
3-1	1	41851-000140 (A=M53106) (B=M53106) (C=M53106) (D=M53106)	O RING P 14.0 HNBR	3	3	3	3				N
4	1	172A47-76150	ELBOW 90G1/2-G1/2	1	1	1	1				
4-1	1	172A47-76151 (A=M53001) (B=M53001) (C=M53001) (D=M53001)	ELBOW 90G1/2-G1/2	1	1	1	1				N
5	2	24315-000180	O-RING 1B P-18.0	1	1	1	1				
5-1	2	41851-000180 (A=M53001) (B=M53001) (C=M53001) (D=M53001)	O RING	1	1	1	1				N
6	1	24315-000180	O-RING 1B P-18.0	2	2	2	2				
6-1	1	41851-000180 (A=M53106) (B=M53106) (C=M53106) (D=M53106)	O RING	2	2	2	2				N
7	1	172A47-78100	HOSE	1	1	1	1				
8	1	172A47-78990	HOSE	1	1	1	1				
9	1	172A47-78120	HOSE	1	1	1	1				
10	1	172A47-78110	HOSE	1	1	1	1				
11	1	23001-060000	CLIP, HOSE	2	2	2	2				
12	1	23001-070000	CLIP	2	2	2	2				
13	1	172165-76590	PLUG PF1/4	2	2	2	2				
14	1	24315-000110	O-RING 1B P-11.0	2	2	2	2				
14-1	1	41851-000110 (A=M53106) (B=M53106) (C=M53106) (D=M53106)	PACKING, 11.0	2	2	2	2				N

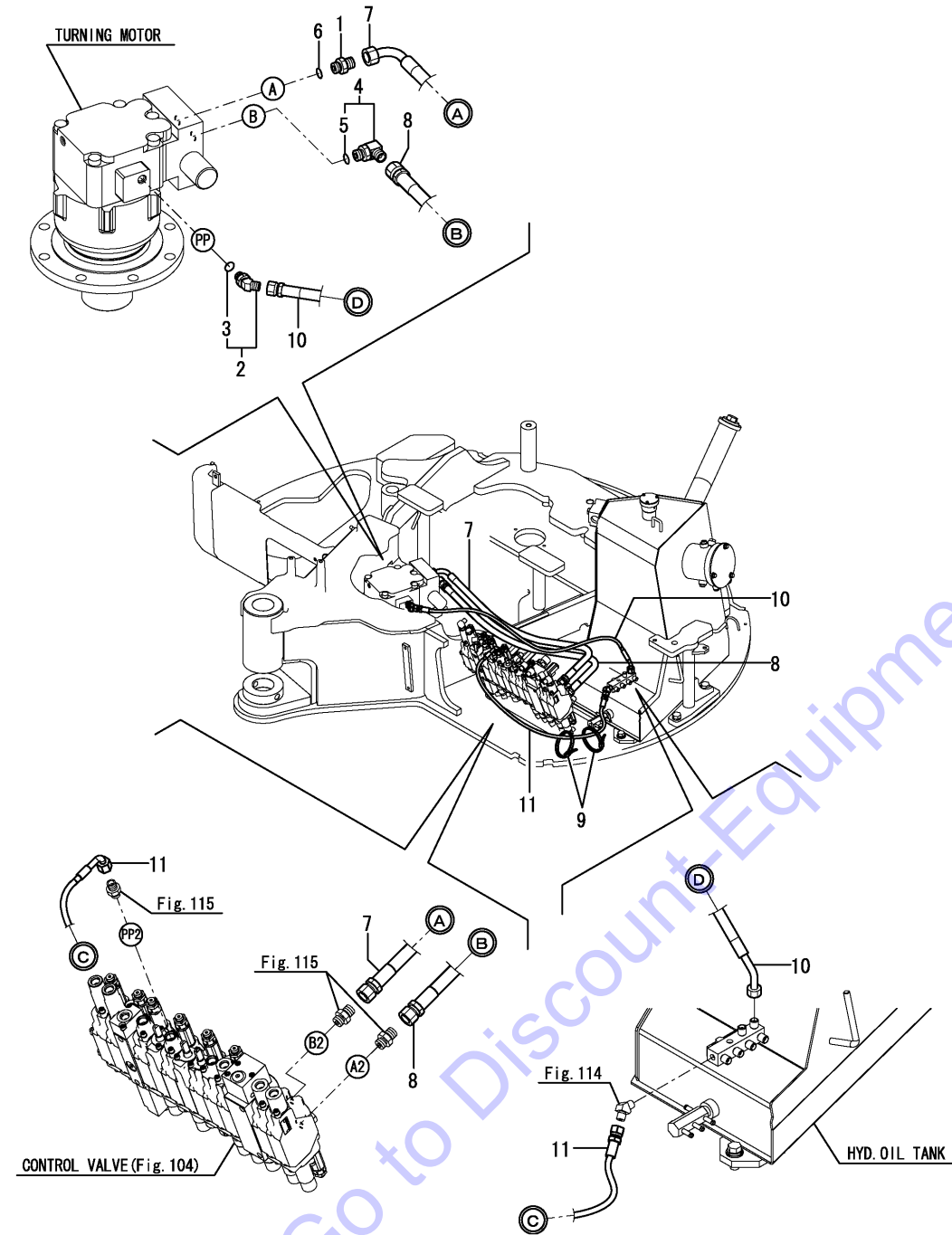
Fig.68. HYD.OIL PIPING(VALVE-MOTOR)(US : TO M58000,AS,NZ,SG)



(A)=VIO45-5B(US) (D)=VIO45-5B(SG)  
 (B)=VIO45-5B(AS) (E)=  
 (C)=VIO45-5B(NZ) (F)=

REF.	LEV.	PARTS NO.	DESCRIPTION	Q'TY						I	R
				(A)	(B)	(C)	(D)	(E)	(F)		
1	1	172730-75141	JOINT	1	1	1	1				
2	1	172730-75141	JOINT	2	2	2	2				
3	1	172123-76121	JOINT PF1/4	1	1	1	1				
4	1	24315-000110	O-RING 1B P-11.0	1	1	1	1				
4-1	1	41851-000110	PACKING, 11.0	1	1	1	1				N
		(A=M53106) (B=M53106) (C=M53106) (D=M53106)									
5	1	24315-000140	O-RING 1B P-14.0	2	2	2	2				
5-1	1	41851-000140	O RING P 14.0 HNBR	2	2	2	2				N
		(A=M53106) (B=M53106) (C=M53106) (D=M53106)									
6	1	24315-000140	O-RING 1B P-14.0	1	1	1	1				
6-1	1	41851-000140	O RING P 14.0 HNBR	1	1	1	1				N
		(A=M53106) (B=M53106) (C=M53106) (D=M53106)									
7	1	172173-76102	CONNECTOR PF1/4-45	1	1	1	1				
7A	2	41851-000110	PACKING, 11.0	1	1	1	1				
8	1	172142-76181	JOINT 90-3/8 ASSY	1	1	1	1				
8A	2	24315-000140	O-RING 1B P-14.0	1	1	1	1				W
		(A=M53001) (B=M53001) (C=M53001) (D=M53001)									
9	1	172A47-78180	HOSE	1	1	1	1				
10	1	172A47-78980	HOSE	1	1	1	1				
11	1	172A47-78590	HOSE	1	1	1	1				
12	1	172A47-78580	HOSE	1	1	1	1				
13	1	194202-56460	BAND	1	1	1	1				

Fig.112. (68A)HYD.OIL PIPING(VALVE-MOTOR)(US : FROM M58001)



(A)=VIO45-5B(US)

(B)=VIO45-5B(AS)

(C)=VIO45-5B(NZ)

(D)=VIO45-5B(SG)

(E)=

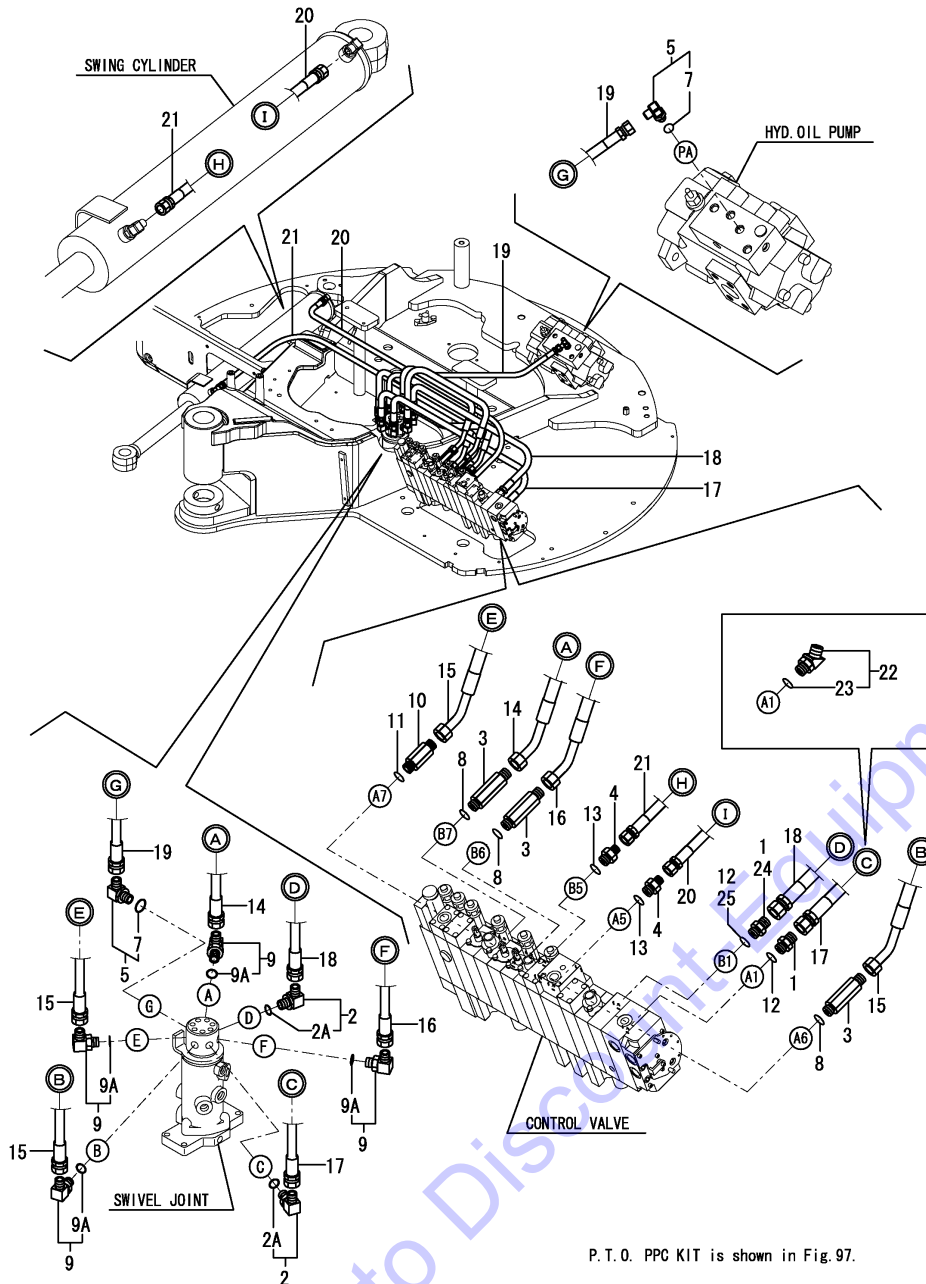
(F)=

REF.	LEV.	PARTS NO.	DESCRIPTION	Q'TY						I	R
				(A)	(B)	(C)	(D)	(E)	(F)		
1	1	172730-75141	JOINT	1							
2	1	172173-76102	CONNECTOR PF1/4-45	1							
3	2	41851-000110	PACKING, 11.0	1							
4	1	172142-76181	JOINT 90-3/8 ASSY	1							
5	2	24315-000140	O-RING 1B P-14.0	1							
6	1	41851-000140	O RING P 14.0 HNBR	1							
7	1	172A47-78180	HOSE	1							
8	1	172A47-78980	HOSE	1							
9	1	194202-56460	BAND	2							
10	1	172A79-78740	HOSE, F403BE096S	1							
11	1	172A79-78750	HOSE, F403BC072S	1							

Fig.69. HYD.OIL PIPING(VALVE - SWIVEL - SWING)

(A)=VIO45-5B(US)  
(B)=VIO45-5B(AS)  
(C)=VIO45-5B(NZ)

(D)=VIO45-5B(SG)  
(E)=  
(F)=

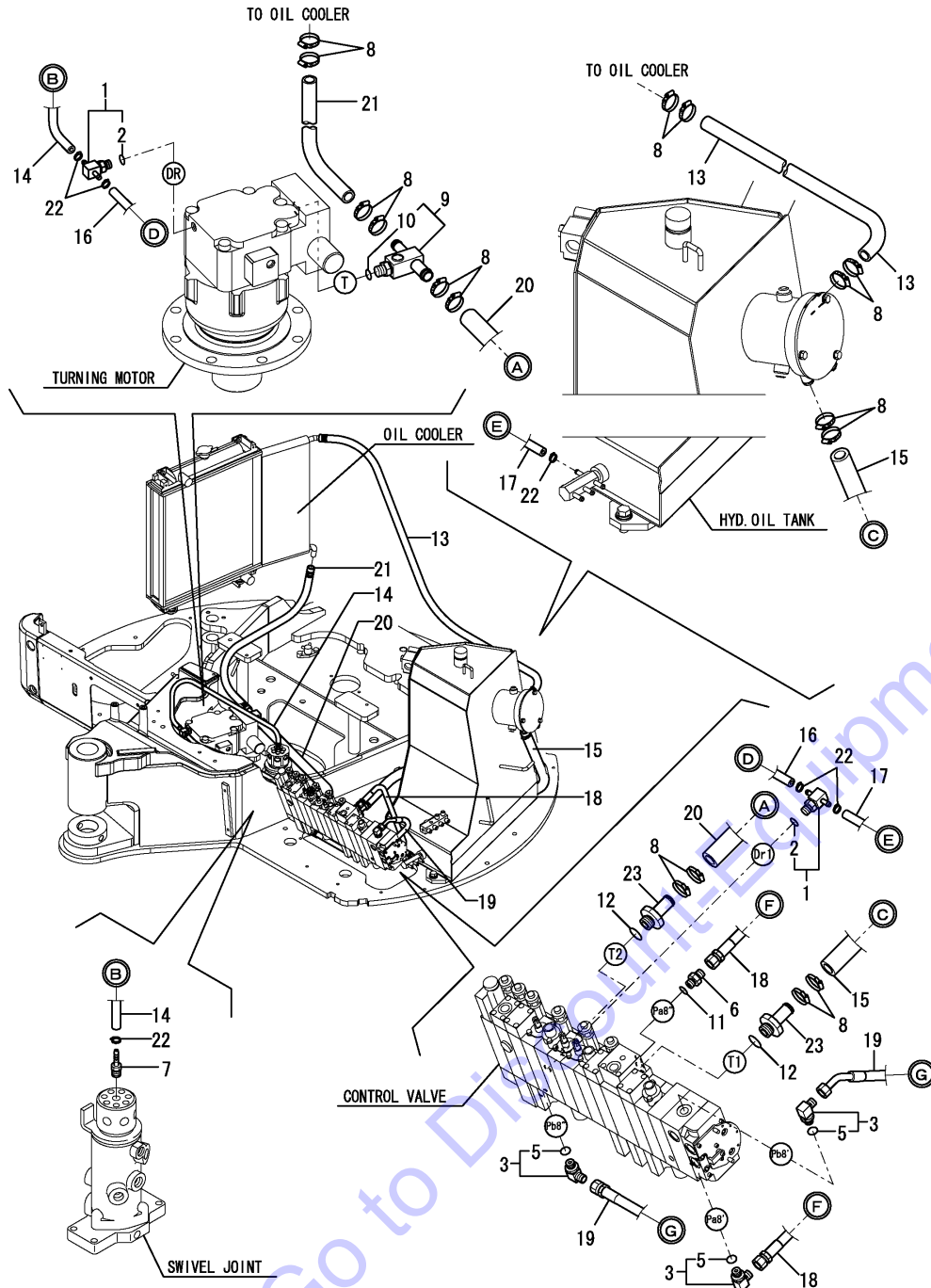


REF.	LEV.	PARTS NO.	DESCRIPTION	Q'TY						I	R
				(A)	(B)	(C)	(D)	(E)	(F)		
1	1	172730-75141	JOINT	2	2	2	2				
2	1	172173-76121	CONNECTOR	2	2	2	2				
2A	2	24315-000110	O-RING 1B P-11.0	2	2	2	2				
3	1	172162-76131	ADAPTER	3	3	3	3				
4	1	172124-76160	CONNECTOR	2	2	2	2				
5	1	172141-76181	CONNECTOR ASSY, 02FF	2	2	2	2				
7	2	41851-000110	PACKING, 11.0	2	2	2	2				
8	1	24315-000140	O-RING 1B P-14.0	3	3	3	3				
8-1	1	41851-000140	O RING P 14.0 HNBR	3	3	3	3				N
		(A=M53106) (B=M53106) (C=M53106) (D=M53106)									
9	1	172142-76181	JOINT 90-3/8 ASSY	4	4	4	4				
9A	2	24315-000140	O-RING 1B P-14.0	4	4	4	4				W
		(A=M53001) (B=M53001) (C=M53001) (D=M53001)									
10	1	172116-76381	ADAPTER 64	1	1	1	1				
11	1	24315-000140	O-RING 1B P-14.0	1	1	1	1				
11-1	1	41851-000140	O RING P 14.0 HNBR	1	1	1	1				N
		(A=M53106) (B=M53106) (C=M53106) (D=M53106)									
12	1	24315-000140	O-RING 1B P-14.0	2	2	2	2				
12-1	1	41851-000140	O RING P 14.0 HNBR	2	2	2	2				N
		(A=M53106) (B=M53106) (C=M53106) (D=M53106)									
13	1	24315-000140	O-RING 1B P-14.0	2	2	2	2				
13-1	1	41851-000140	O RING P 14.0 HNBR	2	2	2	2				N
		(A=M53106) (B=M53106) (C=M53106) (D=M53106)									
14	1	172A47-78460	HOSE	1	1	1	1				
14-1	1	172A47-78461	HOSE F206BE071S	1	1	1	1				N
		(A=M53079) (B=M53079) (C=M53079) (D=M53079)									
15	1	172A47-78460	HOSE	2	2	2	2				
15-1	1	172A47-78461	HOSE F206BE071S	2	2	2	2				N
		(A=M53079) (B=M53079) (C=M53079) (D=M53079)									
16	1	172A47-78460	HOSE	1	1	1	1				
16-1	1	172A47-78461	HOSE F206BE071S	1	1	1	1				N
		(A=M53079) (B=M53079) (C=M53079) (D=M53079)									
17	1	172A47-78230	HOSE	1	1	1	1				
17-1	1	172A47-78221	HOSE F206BB102S	1	1	1	1				N
		(A=M53079) (B=M53079) (C=M53079) (D=M53079)									
18	1	172A47-78220	HOSE	1	1	1	1				
18-1	1	172A47-78221	HOSE F206BB102S	1	1	1	1				N
		(A=M53079) (B=M53079) (C=M53079) (D=M53079)									
19	1	172A47-78600	HOSE	1	1	1	1				
20	1	172A47-78200	HOSE	1	1	1	1				
21	1	172A47-78170	HOSE	1	1	1	1				
22	1	172644-76161	ADJUST ELBOW 45	1	1						W 1
		(B=M53185) (C=M53185)									
23	2	24315-000140	O-RING 1B P-14.0	1	1						1
24	1	172730-75141	JOINT	1	1						1
25	1	24315-000140	O-RING 1B P-14.0	1	1						1
25-1	1	41851-000140	O RING P 14.0 HNBR	1	1						N 1
		(B=M53106) (C=M53106)									

Remarks  
(1)P.T.O. PPC spec.



Fig.70. HYD.OIL PIPING(RETURN)(US : TO M58000,AS,NZ,SG)



(A)=VIO45-5B(US) (D)=VIO45-5B(SG)

(B)=VIO45-5B(AS) (E)=

(C)=VIO45-5B(NZ) (F)=

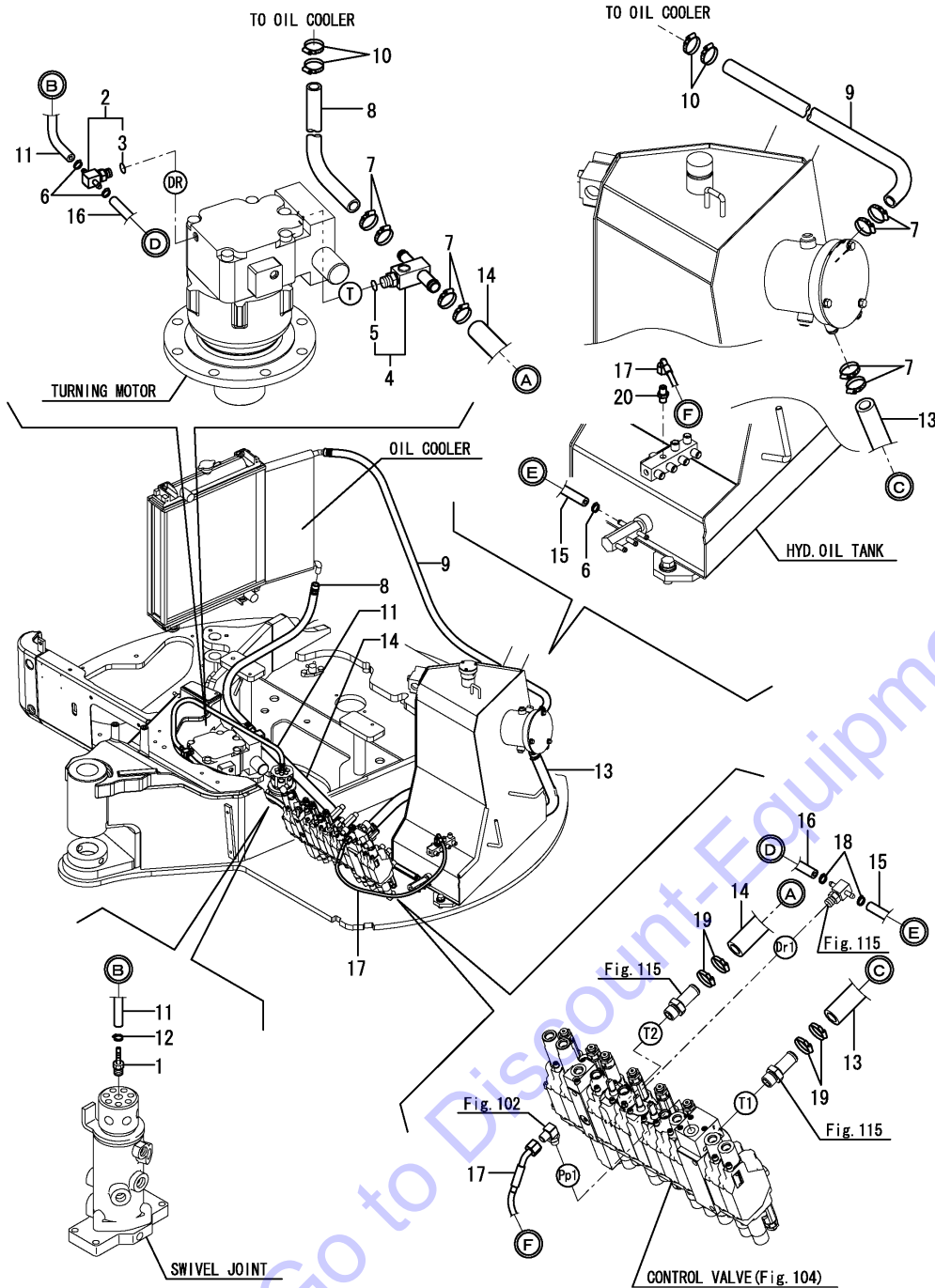
REF.	LEV.	PARTS NO.	DESCRIPTION	Q'TY						I	R
				(A)	(B)	(C)	(D)	(E)	(F)		
1	1	172A47-76230	NIPPLE G1/4	2	2	2	2				
2	2	24315-000110	O-RING 1B P-11.0	2	2	2	2				
2-1	2	41851-000110	PACKING, 11.0	2	2	2	2				N
3	1	172141-76181	CONNECTOR ASSY, 02FF	3	3	3	3				
5	2	24315-000110	O-RING 1B P-11.0	3	3	3	3				
5-1	2	41851-000110	PACKING, 11.0	3	3	3	3				N
6	1	172123-76121	JOINT PF1/4	1	1	1	1				
7	1	172141-76220	NIPPLE	1	1	1	1				
8	1	23001-025000	HOSE CLAMP 25	16	16	16	16				
9	1	172A47-76240	NIPPLE G3/8	1	1	1	1				
10	2	24315-000140	O-RING 1B P-14.0	1	1	1	1				
10-1	2	41851-000140	O RING P 14.0 HNBR	1	1	1	1				N
11	1	24315-000110	O-RING 1B P-11.0	1	1	1	1				
11-1	1	41851-000110	PACKING, 11.0	1	1	1	1				N
12	1	24315-000180	O-RING 1B P-18.0	2	2	2	2				
12-1	1	41851-000180	O RING	2	2	2	2				N
13	1	172A47-78330	HOSE	1	1	1	1				
14	1	172A47-78340	HOSE	1	1	1	1				
14-1	1	172A47-78341	HOSE G804YY058	1	1	1	1				N
15	1	172A47-78300	HOSE	1	1	1	1				
16	1	172A47-78350	HOSE	1	1	1	1				
17	1	172A47-78360	HOSE	1	1	1	1				
18	1	172A47-78610	HOSE	1	1	1	1				
19	1	172A47-78620	HOSE	1	1	1	1				
20	1	172A47-78310	HOSE	1	1	1	1				
20-1	1	172A52-78310	HOSE	1	1	1	1				N
21	1	172A47-78320	HOSE	1	1	1	1				
22	1	23000-013000	CLAMP 13	6	6	6	6				
23	1	172A47-76191	NIPPLE G1/2	2	2	2	2				

Fig.113. (70A)HYD.OIL PIPING(RETURN)(US : FROM M58001)

(A)=VIO45-5B(US) (D)=VIO45-5B(SG)

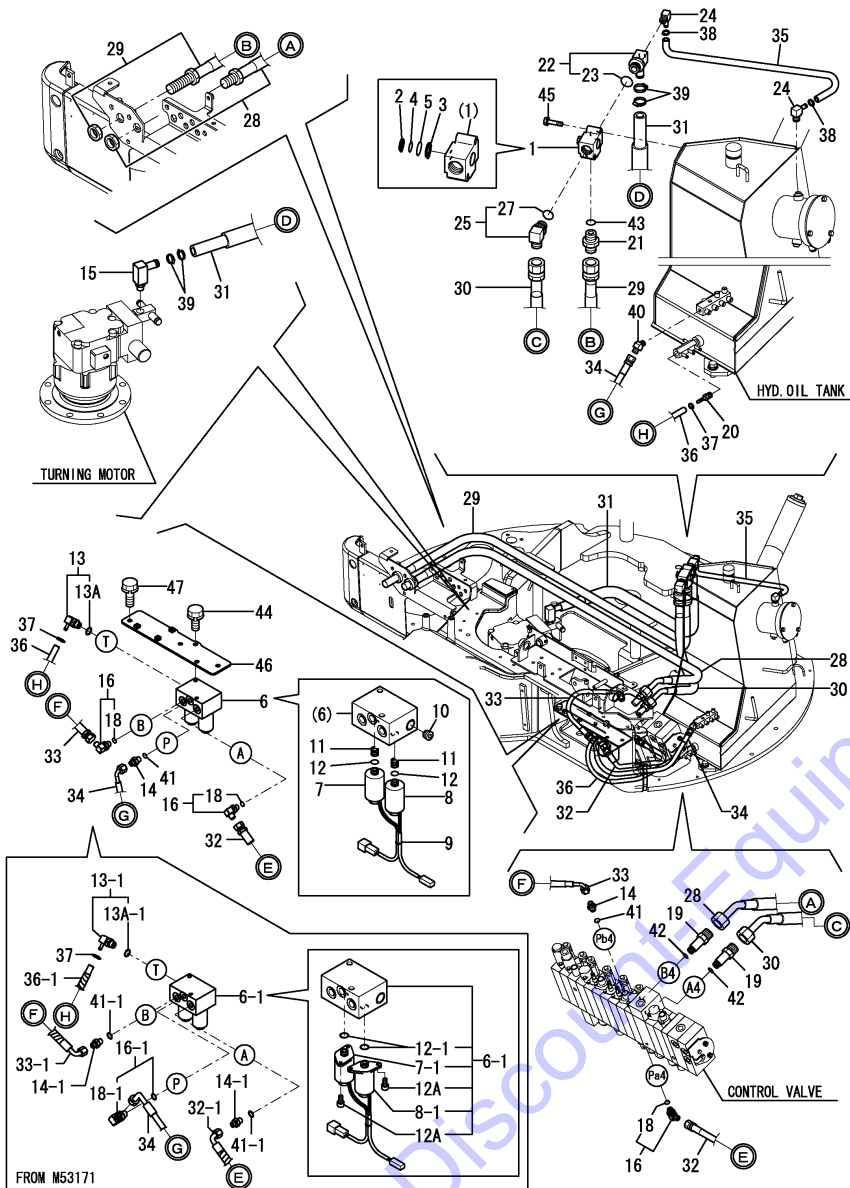
(B)=VIO45-5B(AS) (E)=

(C)=VIO45-5B(NZ) (F)=



REF.	LEV.	PARTS NO.	DESCRIPTION	Q'TY						I	R
				(A)	(B)	(C)	(D)	(E)	(F)		
1	1	172141-76220	NIPPLE	1							
2	1	172A47-76230	NIPPLE G1/4	1							
3	2	41851-000110	PACKING, 11.0	1							
4	1	172A47-76240	NIPPLE G3/8	1							
5	2	41851-000140	O RING P 14.0 HNBR	1							
6	1	23000-013000	CLAMP 13	3							
7	1	23001-025000	HOSE CLAMP 25	8							
8	1	172A47-78320	HOSE	1							
9	1	172A47-78330	HOSE	1							
10	1	23001-025000	HOSE CLAMP 25	4							
11	1	172A47-78341	HOSE G804YY058	1							
12	1	23000-013000	CLAMP 13	1							
13	1	172A47-78300	HOSE	1							
14	1	172A52-78310	HOSE	1							
15	1	172A47-78360	HOSE	1							
16	1	172A79-78610	HOSE G804YY066S	1							
17	1	172A79-78920	HOSE F403CE072S	1							
18	1	23000-013000	CLAMP 13	2							
19	1	23001-025000	HOSE CLAMP 25	4							
20	1	23391-020000	JOINT RGI1/4	1							

Fig.71. HYD.OIL PIPING(P.T.O.:FRAME END)(US : TO M58000,AS,NZ,SG)



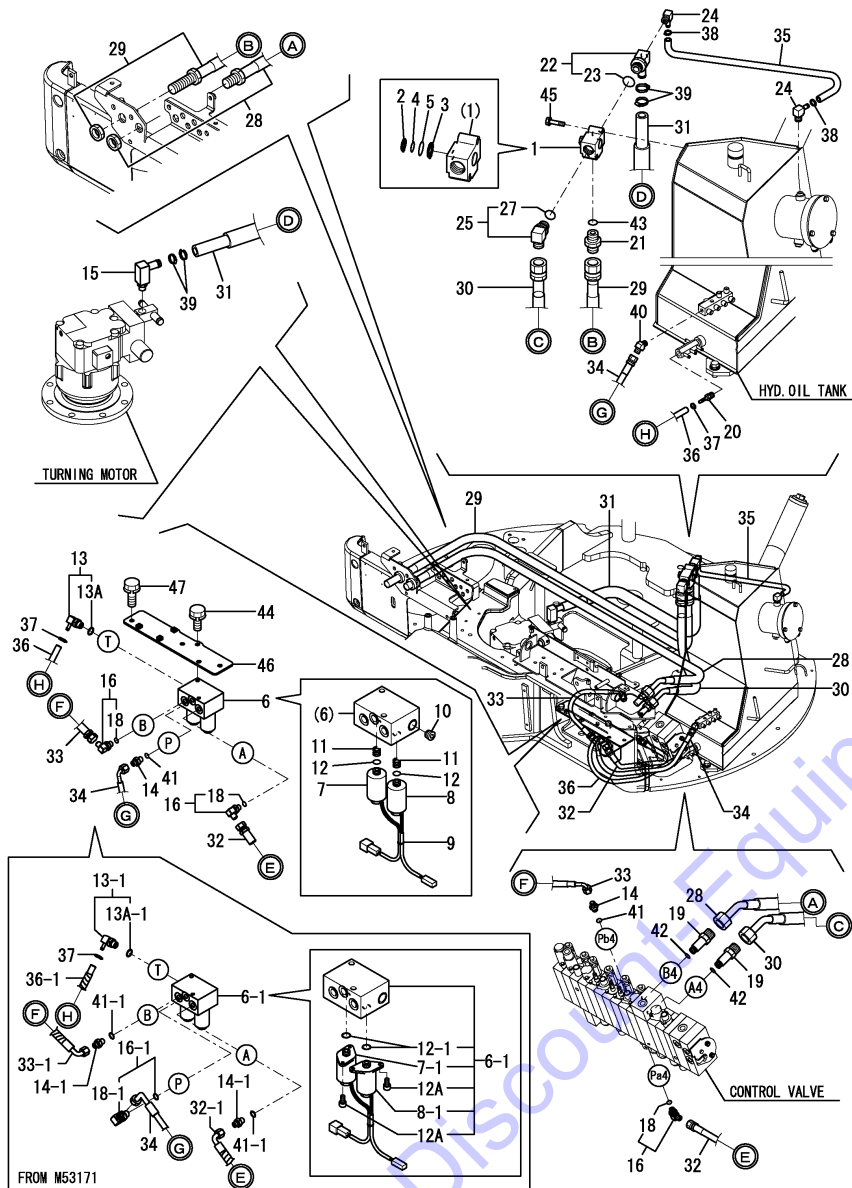
Remarks

\*P.T.O. PPC spec. is shown in fig.96.  
 (1)Interchangeable by simultaneous replacement with Ref.No 6-1,13-1, 14-1,16-1,32-1,33-1,36-1,41-2.

(A)=VIO45-5B(US) (D)=VIO45-5B(SG)  
 (B)=VIO45-5B(AS) (E)=  
 (C)=VIO45-5B(NZ) (F)=

REF.	LEV.	PARTS NO.	DESCRIPTION	Q'TY						I	R
				(A)	(B)	(C)	(D)	(E)	(F)		
1	1	172A47-74120	VALVE ASSY,SELECOR	1	1	1	1				
1-1	1	172A47-74121	VALVE ASSY,SELECOR	1	1	1	1				N
		(A=MZZZZZ) (B=MZZZZZ) (C=MZZZZZ) (D=MZZZZZ)									
2	2	22242-000210	CIRCLIP 21	1	1	1	1				
3	2	22242-000250	CIRCLIP 25S	1	1	1	1				
4	2	24315-000210	O-RING 1B P 21	1	1	1	1				
5	2	24315-000250	O-RING 1B P-25.0	1	1	1	1				
6	1	172A47-74130	VALVE ASSY,SOL PTO	1	1	1	1				
6-1	1	172A79-74500	VALVE ASSY,SOL PTO	1	1	1	1				F 1
		(A=M53171) (B=M53171) (C=M53171) (D=M53171)									
7	2	172A47-74140	SOL SW36CU148	1	1	1	1				
7-1	2	172A79-74510	SOLENOID	1	1	1	1				S
		(A=M53171) (B=M53171) (C=M53171) (D=M53171)									
8	2	172A47-74150	SOL SW36CU149	1	1	1	1				
8-1	2	172A79-74520	SOLENOID	1	1	1	1				S
		(A=M53171) (B=M53171) (C=M53171) (D=M53171)									
9	2	172A47-74160	BAND,BIBDER	1	1	1	1				Z
		(A=M53171) (B=M53171) (C=M53171) (D=M53171)									
10	2	172142-74670	PLUG, 3/8	1	1	1	1				Z
		(A=M53171) (B=M53171) (C=M53171) (D=M53171)									
11	2	172449-74720	SPRING	2	2	2	2				Z
		(A=M53171) (B=M53171) (C=M53171) (D=M53171)									
12	2	24315-000140	O-RING 1B P-14.0	3	3	3	3				
12-1	2	24311-000160	O-RING 1A P-16.0	2	2	2	2				S
		(A=M53171) (B=M53171) (C=M53171) (D=M53171)									
12A	2	26450-050102	BOLT, M5X10	4	4	4	4				W
		(A=M53171) (B=M53171) (C=M53171) (D=M53171)									
13	1	172A47-76120	ELBOW NIPPLE 90G3/8	1	1	1	1				
13-1	1	172186-76430	NIPPLE	1	1	1	1				S 1
		(A=M53171) (B=M53171) (C=M53171) (D=M53171)									
13A	2	24315-000140	O-RING 1B P-14.0	1	1	1	1				
13A-1	2	24315-000110	O-RING 1B P-11.0	1	1	1	1				S
		(A=M53171) (B=M53171) (C=M53171) (D=M53171)									
14	1	172123-76121	JOINT PF1/4	2	2	2	2				
14-1	1	172123-76121	JOINT PF1/4	3	3	3	3				K 1
		(A=M53171) (B=M53171) (C=M53171) (D=M53171)									
15	1	172455-76160	ELBOW 90 1/2	1	1	1	1				
16	1	172141-76181	CONNECTOR ASSY, 02FF	3	3	3	3				
16-1	1	172141-76181	CONNECTOR ASSY, 02FF	2	2	2	2				K 1
		(A=M53171) (B=M53171) (C=M53171) (D=M53171)									
18	2	41851-000110	PACKING, 11.0	3	3	3	3				
18-1	2	41851-000110	PACKING, 11.0	2	2	2	2				K
		(A=M53171) (B=M53171) (C=M53171) (D=M53171)									
19	1	172422-76191	CONNECTOR PF3/8-3/4	2	2	2	2				
20	1	172141-76220	NIPPLE	1	1	1	1				
21	1	172142-76240	JOINT PF3/4	1	1	1	1				
22	1	172A47-76250	ELBOW NIPPLE 90G3/8	1	1	1	1				
23	2	24315-000240	O-RING 1B P-24.0	1	1	1	1				
23-1	2	41851-000240	PACKING, 24.0	1	1	1	1				N
		(A=M53106) (B=M53106) (C=M53106) (D=M53106)									
24	1	172168-76370	ELBOW	2	2	2	2				

Fig.71. HYD.OIL PIPING(P.T.O.:FRAME END)(US : TO M58000,AS,NZ,SG)



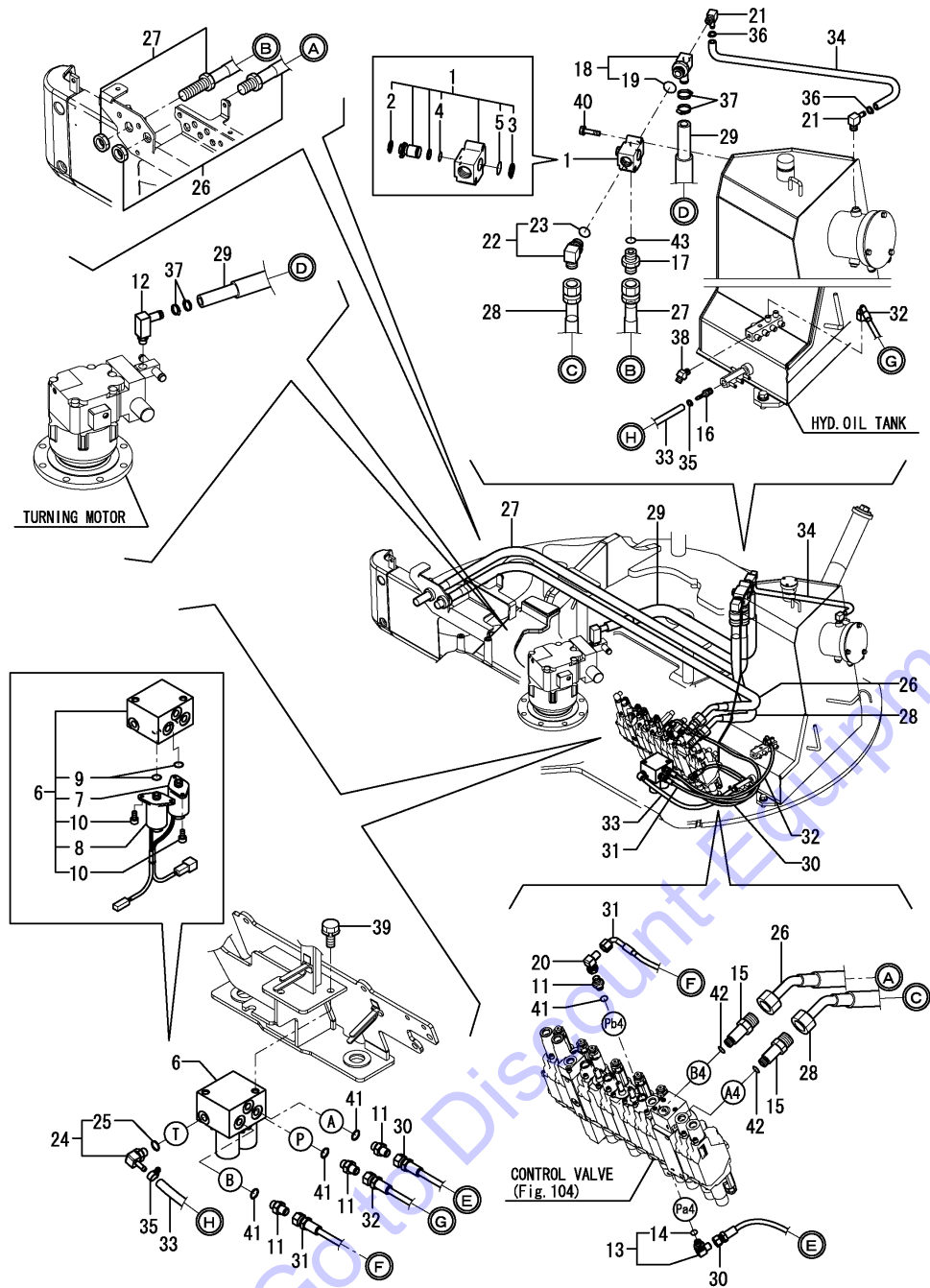
Remarks

\*P.T.O. PPC spec. is shown in fig.96.  
 (1) Interchangeable by simultaneous replacement with Ref.No 6-1, 13-1, 14-1, 16-1, 32-1, 33-1, 36-1, 41-2.

(A)=VIO45-5B(US) (D)=VIO45-5B(SG)  
 (B)=VIO45-5B(AS) (E)=  
 (C)=VIO45-5B(NZ) (F)=

REF.	LEV.	PARTS NO.	DESCRIPTION	QTY						I	R
				(A)	(B)	(C)	(D)	(E)	(F)		
25	1	172165-76380	CONNECTOR PF3/4M CMP	1	1	1	1				
27	2	24315-000240	O-RING 1B P-24.0	1	1	1	1				
28	1	172A47-78190	HOSE	1	1	1	1				
29	1	172A47-78240	HOSE	1	1	1	1				
30	1	172A47-78250	HOSE	1	1	1	1				
31	1	172A47-78420	HOSE	1	1	1	1				
32	1	172A47-78660	HOSE	1	1	1	1				
32-1	1	172A79-78250	HOSE F403BC045S	1	1	1	1			S	1
		(A=M53171) (B=M53171) (C=M53171) (D=M53171)									
33	1	172A47-78670	HOSE	1	1	1	1				
33-1	1	172A79-78260	HOSE F403CC028S	1	1	1	1			S	1
		(A=M53171) (B=M53171) (C=M53171) (D=M53171)									
34	1	172A47-78680	HOSE	1	1	1	1				
35	1	172A47-78700	HOSE	1	1	1	1				
36	1	172A47-78760	HOSE	1	1	1	1				
36-1	1	172A79-78270	HOSE G804YY050S	1	1	1	1			S	1
		(A=M53171) (B=M53171) (C=M53171) (D=M53171)									
37	1	23000-013000	CLAMP 13	2	2	2	2				
38	1	23001-016000	HOSE CLAMP 16	2	2	2	2				
39	1	23001-025000	HOSE CLAMP 25	4	4	4	4				
40	1	23394-020000	JOINT 45RG1/4	1	1	1	1				
41	1	24315-000110	O-RING 1B P-11.0	2	2	2	2				
41-1	1	41851-000110	PACKING, 11.0	2	2	2	2			N	
		(A=M53106) (B=M53106) (C=M53106) (D=M53106)									
41-2	1	41851-000110	PACKING, 11.0	3	3	3	3			K	1
		(A=M53171) (B=M53171) (C=M53171) (D=M53171)									
42	1	24315-000140	O-RING 1B P-14.0	2	2	2	2				
42-1	1	41851-000140	O RING P 14.0 HNBR	2	2	2	2			N	
		(A=M53106) (B=M53106) (C=M53106) (D=M53106)									
43	1	24315-000240	O-RING 1B P-24.0	1	1	1	1				
43-1	1	41851-000240	PACKING, 24.0	1	1	1	1			N	
		(A=M53106) (B=M53106) (C=M53106) (D=M53106)									
44	1	26013-100202	BOLT W/WASHER M10X20	2	2	2	2				
45	1	26013-100502	BOLT M10X 50	2	2	2	2				
46	1	172A47-71300	BRACKET ASSY	1	1	1	1				
47	1	26013-100252	BOLT W/WASHER M10X25	3	3	3	3				

Fig.114. (71A)HYD.OIL PIPING(P.T.O. : FRAME END)(US : FROM M58001)



(A)=VIO45-5B(US)

(B)=VIO45-5B(AS)

(C)=VIO45-5B(NZ)

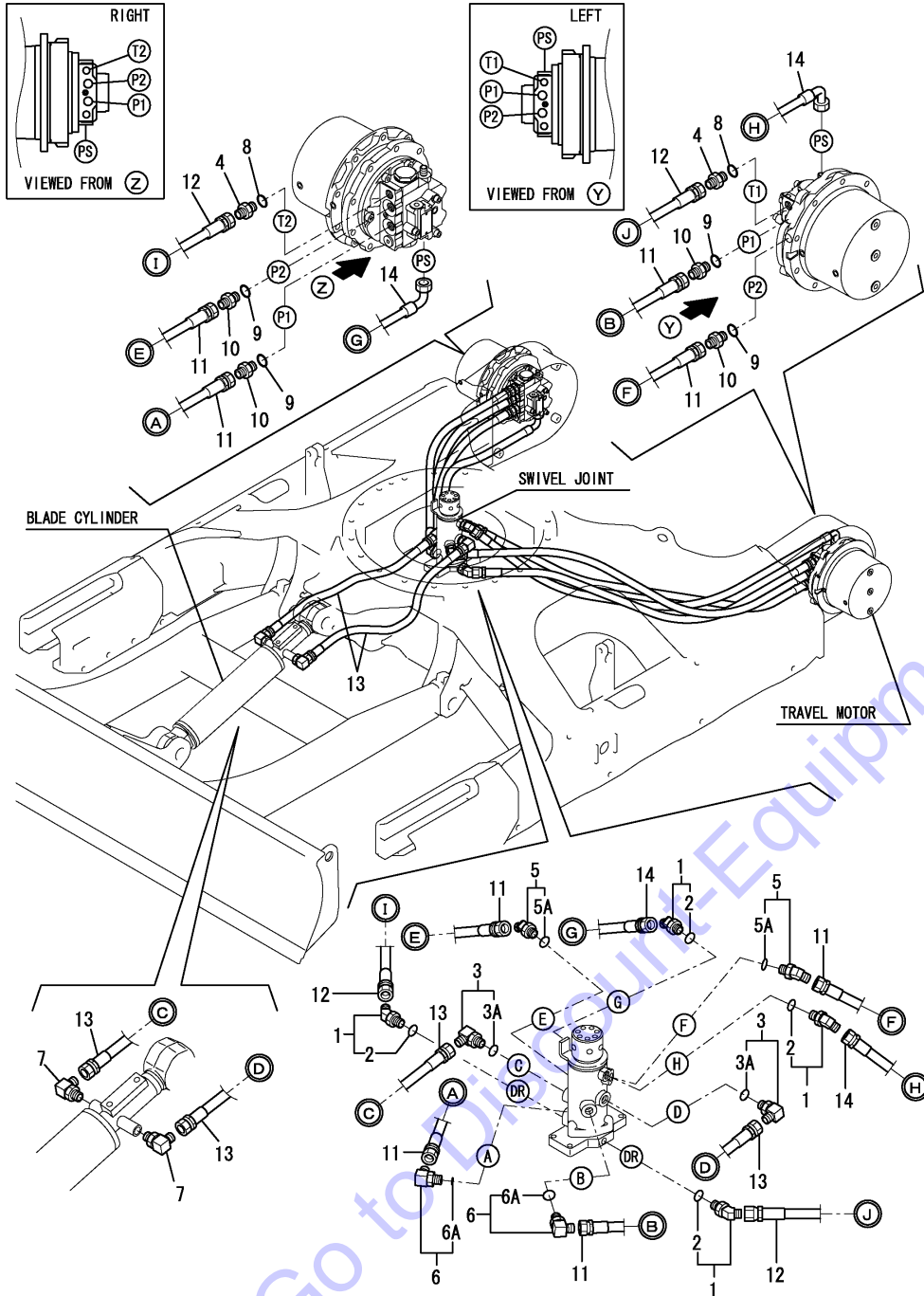
(D)=VIO45-5B(SG)

(E)=

(F)=

REF.	LEV.	PARTS NO.	DESCRIPTION	QTY						I	R
				(A)	(B)	(C)	(D)	(E)	(F)		
1	1	172A47-74121	VALVE ASSY,SELECOR	1							
2	2	22242-000210	CIRCLIP 21	1							
3	2	22242-000250	CIRCLIP 25S	1							
4	2	24315-000210	O-RING 1B P 21	1							
5	2	24315-000250	O-RING 1B P-25.0	1							
6	1	172A79-74500	VALVE ASSY,SOL PTO	1							
7	2	172A79-74510	SOLENOID	1							
8	2	172A79-74520	SOLENOID	1							
9	2	24311-000160	O-RING 1A P-16.0	2							
10	2	26450-050102	BOLT, M5X10	4							
11	1	172123-76121	JOINT PF1/4	4							
12	1	172455-76160	ELBOW 90 1/2	1							
13	1	172141-76181	CONNECTOR ASSY, 02FF	1							
14	2	41851-000110	PACKING, 11.0	1							
15	1	172422-76191	CONNECTOR PF3/8-3/4	2							
16	1	172141-76220	NIPPLE	1							
17	1	172142-76240	JOINT PF3/4	1							
18	1	172A47-76250	ELBOW NIPPLE 90G3/8	1							
19	2	41851-000240	PACKING, 24.0	1							
20	1	172828-76330	CONNECTOR 1/4X1/4	1							
21	1	172168-76370	ELBOW	2							
22	1	172165-76380	CONNECTOR PF3/4M CMP	1							
23	2	24315-000240	O-RING 1B P-24.0	1							
24	1	172186-76430	NIPPLE	1							
25	2	24315-000110	O-RING 1B P-11.0	1							
26	1	172A47-78190	HOSE	1							
27	1	172A47-78240	HOSE	1							
28	1	172A47-78250	HOSE	1							
29	1	172A47-78420	HOSE	1							
30	1	172A79-78470	HOSE, F403BB073S	1							
31	1	172A79-78480	HOSE, F403BC081S	1							
32	1	172A79-78490	HOSE, F403BC063S	1							
33	1	172A79-78500	HOSE, G804YY040S	1							
34	1	172A47-78700	HOSE	1							
35	1	23000-013000	CLAMP 13	2							
36	1	23001-016000	HOSE CLAMP 16	2							
37	1	23001-025000	HOSE CLAMP 25	4							
38	1	23394-020000	JOINT 45RG1/4	1							
39	1	26013-100202	BOLT W/WASHER M10X20	2							
40	1	26013-100502	BOLT M10X 50	2							
41	1	41851-000110	PACKING, 11.0	4							
42	1	41851-000140	O RING P 14.0 HNBR	2							
43	1	41851-000240	PACKING, 24.0	1							

Fig.72. HYD.OIL PIPING(TRAVEL)

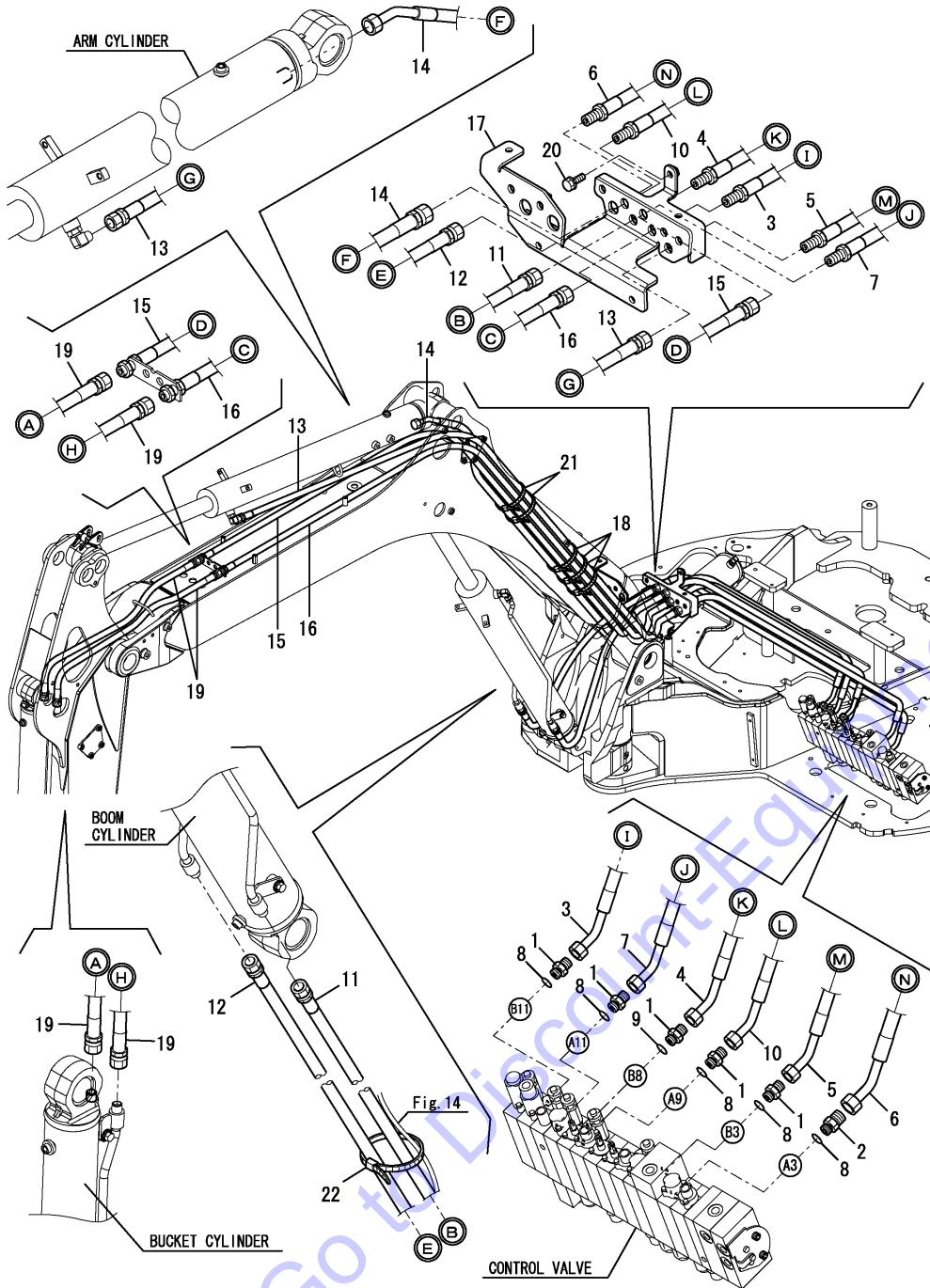


(A)=VIO45-5B(US)  
 (B)=VIO45-5B(AS)  
 (C)=VIO45-5B(NZ)

(D)=VIO45-5B(SG)  
 (E)=  
 (F)=

REF.	LEV.	PARTS NO.	DESCRIPTION	Q'TY						I	R
				(A)	(B)	(C)	(D)	(E)	(F)		
1	1	172173-76102	CONNECTOR PF1/4-45	4	4	4	4				
2	2	41851-000110	PACKING, 11.0	4	4	4	4				
3	1	172173-76121	CONNECTOR	2	2	2	2				
3A	2	24315-000110	O-RING 1B P-11.0	2	2	2	2				
4	1	172124-76160	CONNECTOR	2	2	2	2				
5	1	172644-76161	ADJUST ELBOW 45	2	2	2	2				
5A	2	24315-000140	O-RING 1B P-14.0	2	2	2	2				W
		(A=M53001) (B=M53001) (C=M53001) (D=M53001)									
6	1	172142-76181	JOINT 90-3/8 ASSY	2	2	2	2				
6A	2	24315-000140	O-RING 1B P-14.0	2	2	2	2				W
		(A=M53001) (B=M53001) (C=M53001) (D=M53001)									
7	1	23393-030000	JOINT 90RGI 3/8	2	2	2	2				
8	1	24315-000140	O-RING 1B P-14.0	2	2	2	2				
8-1	1	41851-000140	O RING P 14.0 HNBR	2	2	2	2				N
		(A=M53106) (B=M53106) (C=M53106) (D=M53106)									
9	1	24315-000180	O-RING 1B P-18.0	4	4	4	4				
9-1	1	41851-000180	O RING	4	4	4	4				N
		(A=M53106) (B=M53106) (C=M53106) (D=M53106)									
10	1	933160-01370	CONNECTOR PF1/2-3/8	4	4	4	4				
11	1	172460-78121	HOSE	4	4	4	4				
12	1	172A47-79330	HOSE	2	2	2	2				
13	1	172460-78540	HOSE	2	2	2	2				
14	1	172A47-79340	HOSE	2	2	2	2				

Fig.73. HYD.OIL PIPING(BOOM)



(A)=VIO45-5B(US)  
(B)=VIO45-5B(AS)  
(C)=VIO45-5B(NZ)

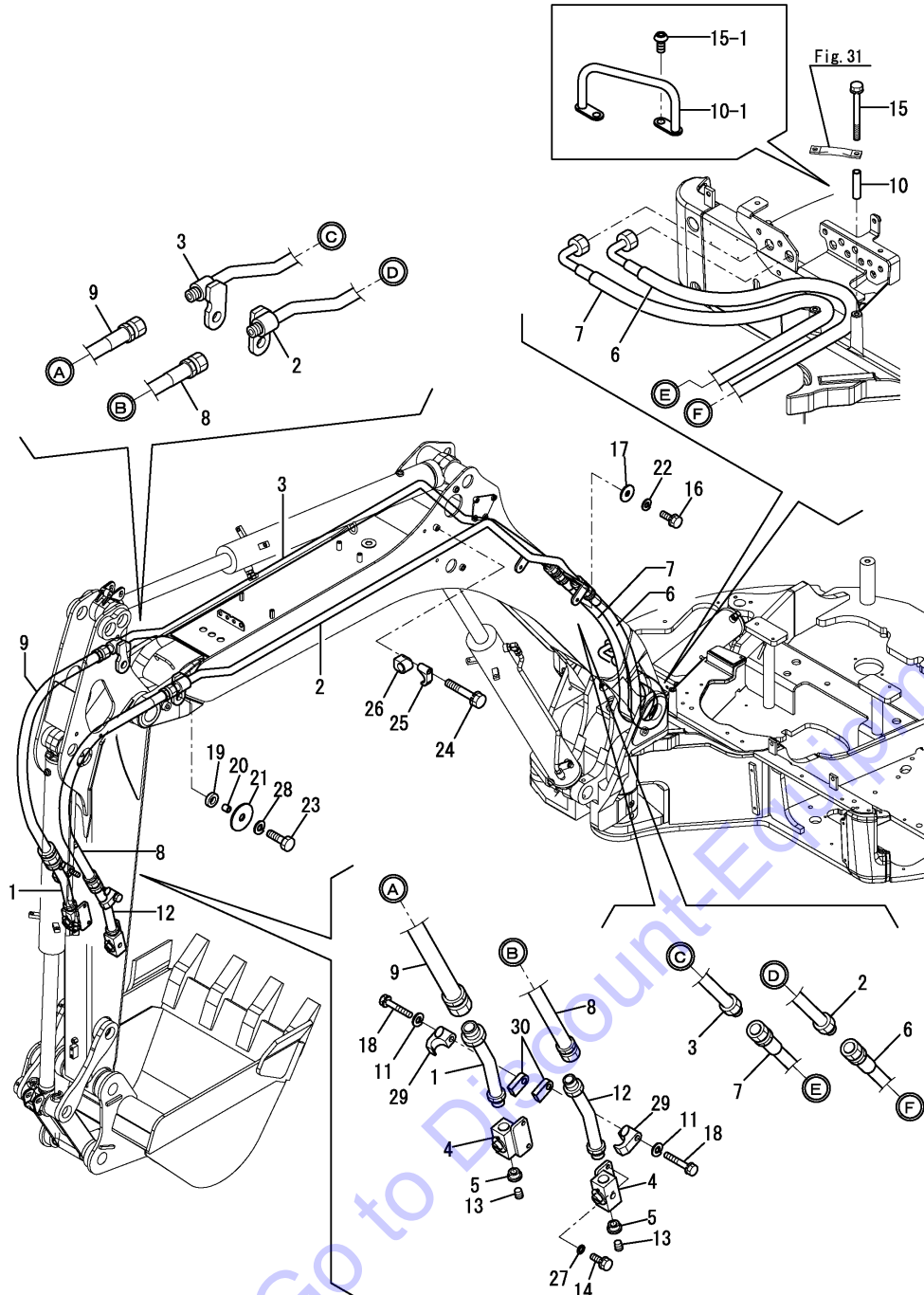
(D)=VIO45-5B(SG)  
(E)=  
(F)=

REF.	LEV.	PARTS NO.	DESCRIPTION	Q'TY						I	R
				(A)	(B)	(C)	(D)	(E)	(F)		
1	1	172730-75141	JOINT	5	5	5	5				
2	1	172168-76162	CONNECTOR	1	1	1	1				
3	1	172A47-78130	HOSE	1	1	1	1				
4	1	172A47-78140	HOSE	1	1	1	1				
5	1	172A47-78150	HOSE	1	1	1	1				
6	1	172A47-78160	HOSE	1	1	1	1				
7	1	172A47-78960	HOSE	1	1	1	1				
8	1	24315-000140	O-RING 1B P-14.0	5	5	5	5				
8-1	1	41851-000140	O RING P 14.0 HNBR	5	5	5	5				N
		(A=M53106) (B=M53106) (C=M53106) (D=M53106)									
9	1	24315-000140	O-RING 1B P-14.0	1	1	1	1				
9-1	1	41851-000140	O RING P 14.0 HNBR	1	1	1	1				N
		(A=M53106) (B=M53106) (C=M53106) (D=M53106)									
10	1	172A47-78970	HOSE	1	1	1	1				
11	1	172A47-78811	HOSE	1	1	1	1				
11-1	1	172A47-78812	HOSE H206BB143W	1	1	1	1				N
		(A=M53191) (B=M53191) (C=M53191) (D=M53191)									
12	1	172A47-78801	HOSE	1	1	1	1				
12-1	1	172A47-78802	HOSE H206BB143W	1	1	1	1				N
		(A=M53191) (B=M53191) (C=M53191) (D=M53191)									
13	1	172A47-78831	HOSE	1	1	1	1				
13-1	1	172A47-78832	HOSE H206BB333K	1	1	1	1				N
		(A=M53191) (B=M53191) (C=M53191) (D=M53191)									
14	1	172A47-78820	HOSE	1	1	1	1				
14-1	1	172A47-78821	HOSE H208BL248K	1	1	1	1				N
		(A=M53191) (B=M53191) (C=M53191) (D=M53191)									
15	1	172A47-78840	HOSE	1	1	1	1				
15-1	1	172A47-78841	HOSE H206BX341K	1	1	1	1				N
		(A=M53191) (B=M53191) (C=M53191) (D=M53191)									
16	1	172A47-78850	HOSE	1	1	1	1				
16-1	1	172A47-78851	HOSE H206BX344K	1	1	1	1				N
		(A=M53191) (B=M53191) (C=M53191) (D=M53191)									
17	1	172A47-79200	COVER ASSY,HOSE	1	1	1	1				
18	1	172122-79890	CLAMP 350	3	3	3	3				
19	1	172A47-78860	HOSE	2	2	2	2				
20	1	26013-100252	BOLT W/WASHER M10X25	2	2	2	2				
21	1	172183-16560	CLIP 400,HOSE	2	2	2	2				
22	1	194202-56460	BAND	1	1	1	1				W
		(A=MZZZZZ) (B=MZZZZZ) (C=MZZZZZ) (D=MZZZZZ)									

Fig.74. HYD.OIL PIPING(P.T.O. : ARM END)

(A)=VIO45-5B(US)  
(B)=VIO45-5B(AS)  
(C)=VIO45-5B(NZ)

(D)=VIO45-5B(SG)  
(E)=  
(F)=

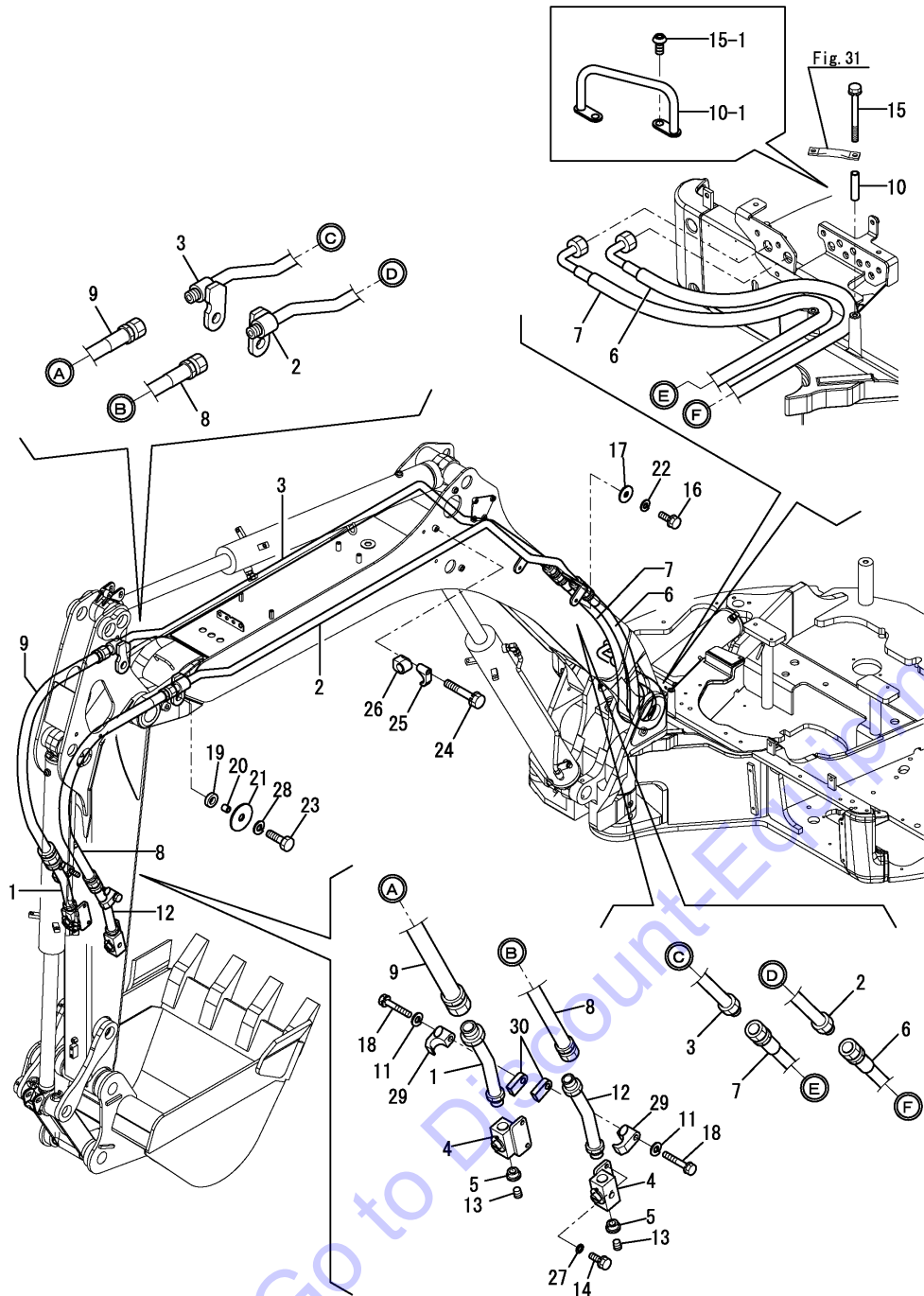


REF.	LEV.	PARTS NO.	DESCRIPTION	Q'TY						I	R
				(A)	(B)	(C)	(D)	(E)	(F)		
1	1	172A78-76940-1	TUBE ASSY, PTO (2J)	1	1	1	1				
1-1	1	172A78-76940-Y	TUBE ASSY, PTO	1	1	1	1				S
		(A=M58501) (B=M54001) (C=M54001) (D=M54001)									
2	1	172A47-76406-2	TUBE ASSY, PTO	1	1	1	1				
2-1	1	172A47-76406-Y	TUBE ASSY, PTO	1	1	1	1				S
		(A=M58501) (B=M54001) (C=M54001) (D=M54001)									
3	1	172A47-76426-2	TUBE ASSY, PTO	1	1	1	1				
3-1	1	172A47-76426-Y	TUBE ASSY, PTO	1	1	1	1				S
		(A=M58501) (B=M54001) (C=M54001) (D=M54001)									
4	1	172176-76581-5	VALVE ASSY, STOP	2	2	2	2				
4-1	1	172176-76582-2	VALVE ASSY, STOP	2	2	2	2				N
		(A=M53244) (B=M53244) (C=M53244) (D=M53244)									
4-2	1	172176-76582-Y	VALVE ASSY, STOP	2	2	2	2				S
		(A=M58501) (B=M54001) (C=M54001) (D=M54001)									
5	1	172164-76650	BUSH	2	2	2	2				
6	1	172A47-78260	HOSE	1	1	1	1				
6-1	1	172A47-78261	HOSE	1	1	1	1				N
		(A=M53191) (B=M53191) (C=M53191) (D=M53191)									
7	1	172A47-78270	HOSE	1	1	1	1				
8	1	172A78-78280	HOSE	1	1	1	1				
8-1	1	172A78-78281	HOSE G112BB097W	1	1	1	1				N
		(A=M53079) (B=M53079) (C=M53079) (D=M53079)									
9	1	172A78-78290	HOSE	1	1	1	1				
9-1	1	172A78-78291	HOSE G116BB100W	1	1	1	1				N
		(A=M53079) (B=M53079) (C=M53079) (D=M53079)									
10	1	172A47-79160	COLLAR, PTO	2	2	2	2				
10-1	1	172A47-79170	GUIDE ASSY, HOSE	1	1	1	1				S
		(A=M53191) (B=M53191) (C=M53191) (D=M53191)									
11	1	22217-120000	WASHER, SPRING	2	2	2	2				Z
		(A=M53001) (B=M53001) (C=M53001) (D=M53001)									
12	1	172A78-76930-1	TUBE ASSY, PTO (2J)	1	1	1	1				
12-1	1	172A78-76930-Y	TUBE ASSY, PTO	1	1	1	1				S
		(A=M58501) (B=M54001) (C=M54001) (D=M54001)									
13	1	23871-040000	PLUG	2	2	2	2				
14	1	26013-100252	BOLT	4	4	4	4				
15	1	26013-101002	BOLT	2	2	2	2				
15-1	1	172455-61720	BOLT	2	2	2	2				S
		(A=M53191) (B=M53191) (C=M53191) (D=M53191)									
16	1	26076-120302	BOLT	2	2	2	2				
17	1	172147-13150	WASHER	2	2	2	2				
17-1	1	172147-13151	WASHER	2	2	2	2				N
		(A=M53277) (B=M53277) (C=M53277) (D=M53277)									
18	1	26116-120552	BOLT	2	2	2	2				
18-1	1	26013-120702	BOLT	2	2	2	2				N
		(A=M53001) (B=M53001) (C=M53001) (D=M53001)									
19	1	172A52-14200	PAD, ABSORBER	2	2	2	2				
20	1	172A47-76460	COLLAR	2	2	2	2				
21	1	172146-82910	SPACER	2	2	2	2				
22	1	22217-120000	WASHER, SPRING	2	2	2	2				
23	1	26076-120402	BOLT	2	2	2	2				
24	1	26013-120652	BOLT	2	2	2	2				

N:Old  $\xrightarrow{\text{Yes}}$  New, Q:Old  $\xrightarrow{\text{No}}$  New, R:Old  $\xrightarrow{\text{Yes}}$  New, S:Old  $\xrightarrow{\text{No}}$  New, W:Add, Z:Discontinued, F:Interchangeable by set, K:Q'ty Change  
 ++ CONTINUE ++  
 (C)Copyrights YANMAR CO.,LTD.



Fig.74. HYD.OIL PIPING(P.T.O. : ARM END)

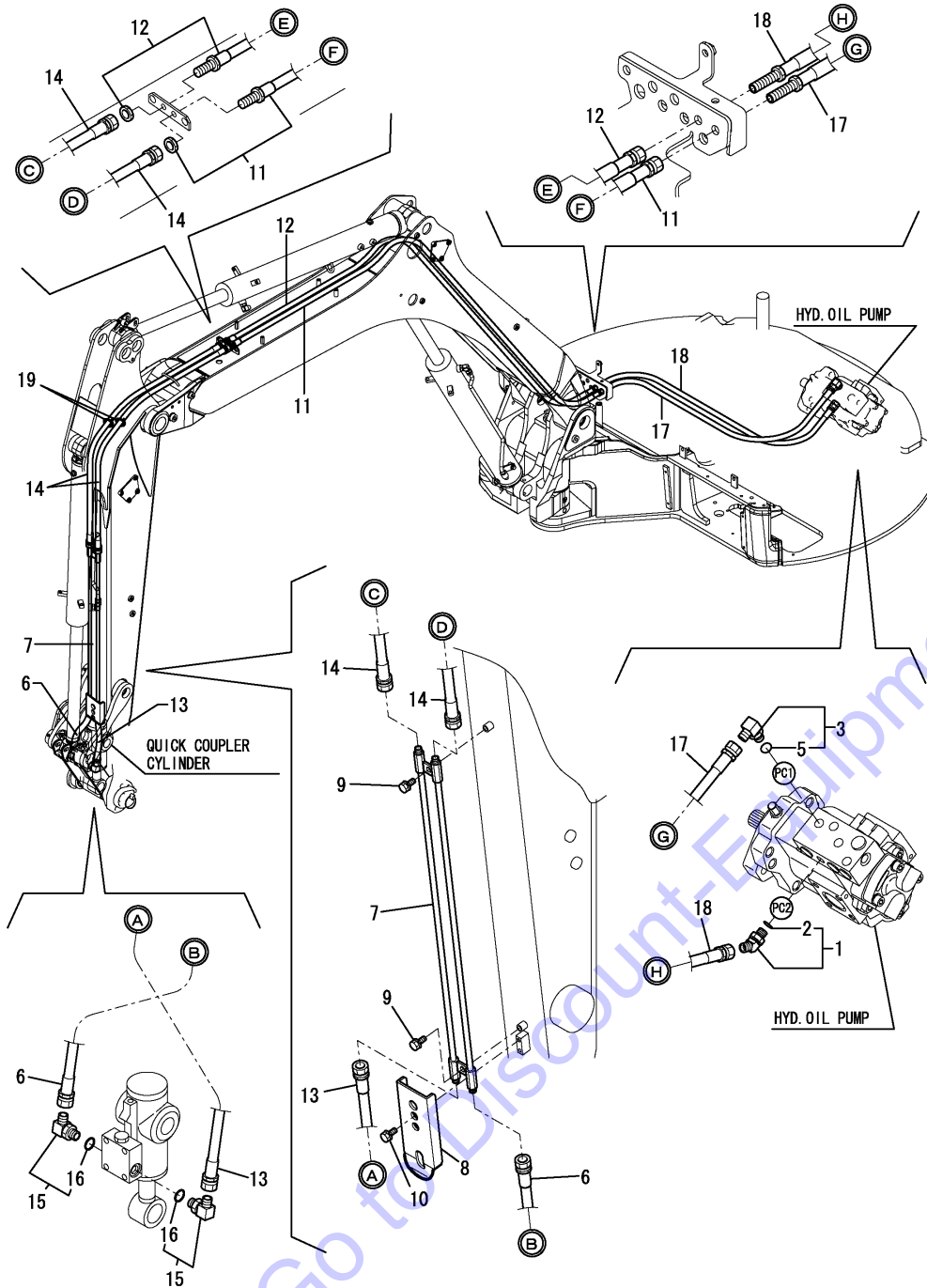


(A)=VIO45-5B(US)  
(B)=VIO45-5B(AS)  
(C)=VIO45-5B(NZ)

(D)=VIO45-5B(SG)  
(E)=  
(F)=

REF.	LEV.	PARTS NO.	DESCRIPTION	Q'TY						I	R
				(A)	(B)	(C)	(D)	(E)	(F)		
24-1	1	26013-120602 (A=M53001) (B=M53001)	BOLT (C=M53001) (D=M53001)	2	2	2	2				N
25	1	172151-76990-2	CLAMP	2	2	2	2				
25-1	1	172151-76990-Y (A=M58501) (B=M54001)	CLAMP (C=M54001) (D=M54001)	2	2	2	2				S
26	1	172A47-76450	CLAMP, PTO	2	2	2	2				
27	1	22137-100000	WASHER	4	4	4	4				
28	1	22217-120000	WASHER, SPRING	2	2	2	2				
29	1	172142-76940-2	CLAMP	2	2	2	2				
29-1	1	172142-76940-Y (A=M58501) (B=M54001)	CLAMP (C=M54001) (D=M54001)	2	2	2	2				S
30	1	172187-76690-2 (A=M53001) (B=M53001)	PLATE (C=M53001) (D=M53001)	2	2	2	2				W
30-1	1	172187-76690-Y (A=M58501) (B=M54001)	PLATE (C=M54001) (D=M54001)	2	2	2	2				S

Fig.75. HYD.OIL PIPING(QUIK COUPLER SPEC.)



(A)=VIO45-5B(US)

(B)=VIO45-5B(AS)

(C)=VIO45-5B(NZ)

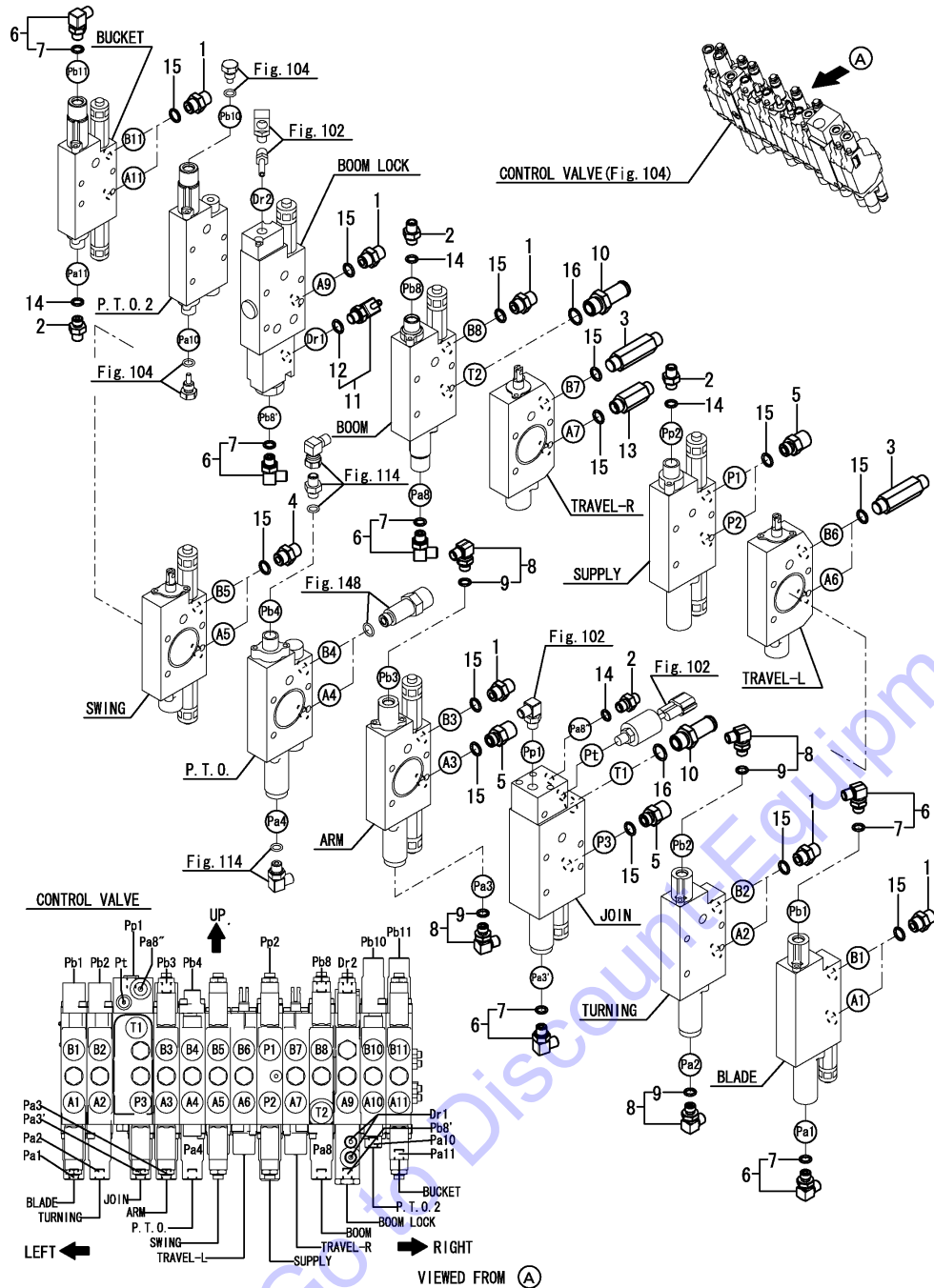
(D)=VIO45-5B(SG)

(E)=

(F)=

REF.	LEV.	PARTS NO.	DESCRIPTION	Q'TY						I	R
				(A)	(B)	(C)	(D)	(E)	(F)		
1	1	172173-76102	CONNECTOR ASSY	1	1	1	1				
2	2	41851-000110	O-RING	1	1	1	1				
3	1	172141-76181	CONNECTOR ASSY	1	1	1	1				
5	2	41851-000110	O-RING	1	1	1	1				
6	1	172958-78160	HOSE	1	1	1	1				
7	1	172960-76100-2	TUBE, HITCH	1	1	1	1				
7-1	1	172960-76100-Y	TUBE, HITCH	1	1	1	1				S
		(A=M58501) (B=M54001) (C=M54001) (D=M54001)									
8	1	172960-81952-2	COVER ASSY(YELLOW:2J	1	1	1	1				
8-1	1	172960-81953-2	COVER ASSY(YELLOW:2J	1	1	1	1				N
		(A=M53266) (B=M53266) (C=M53266) (D=M53266)									
8-2	1	172960-81953-Y	COVER ASSY	1	1	1	1				S
		(A=M58501) (B=M54001) (C=M54001) (D=M54001)									
9	1	26013-100202	BOLT	2	2	2	2				
10	1	26013-080162	BOLT	2	2	2	2				
11	1	172A47-78411	HOSE	1	1	1	1				
11-1	1	172A47-78412	HOSE H204BX344K	1	1	1	1				N
		(A=M53191) (B=M53191) (C=M53191) (D=M53191)									
12	1	172A47-79301	HOSE	1	1	1	1				
12-1	1	172A47-79302	HOSE H204BX343K	1	1	1	1				N
		(A=M53191) (B=M53191) (C=M53191) (D=M53191)									
13	1	172958-78120	HOSE	1	1	1	1				
14	1	172A47-79310	HOSE	2	2	2	2				
15	1	172958-76130	ELBOW	2	2	2	2				
16	2	24315-000110	O-RING	2	2	2	2				
17	1	172A47-78400	HOSE	1	1	1	1				
18	1	172A47-78690	HOSE	1	1	1	1				
19	1	172122-79930	CLAMP, HOSE	2	2	2	2				

Fig.115. (75A)HYD.OIL PIPING(C/V : FITTING)(US : FROM M58001)



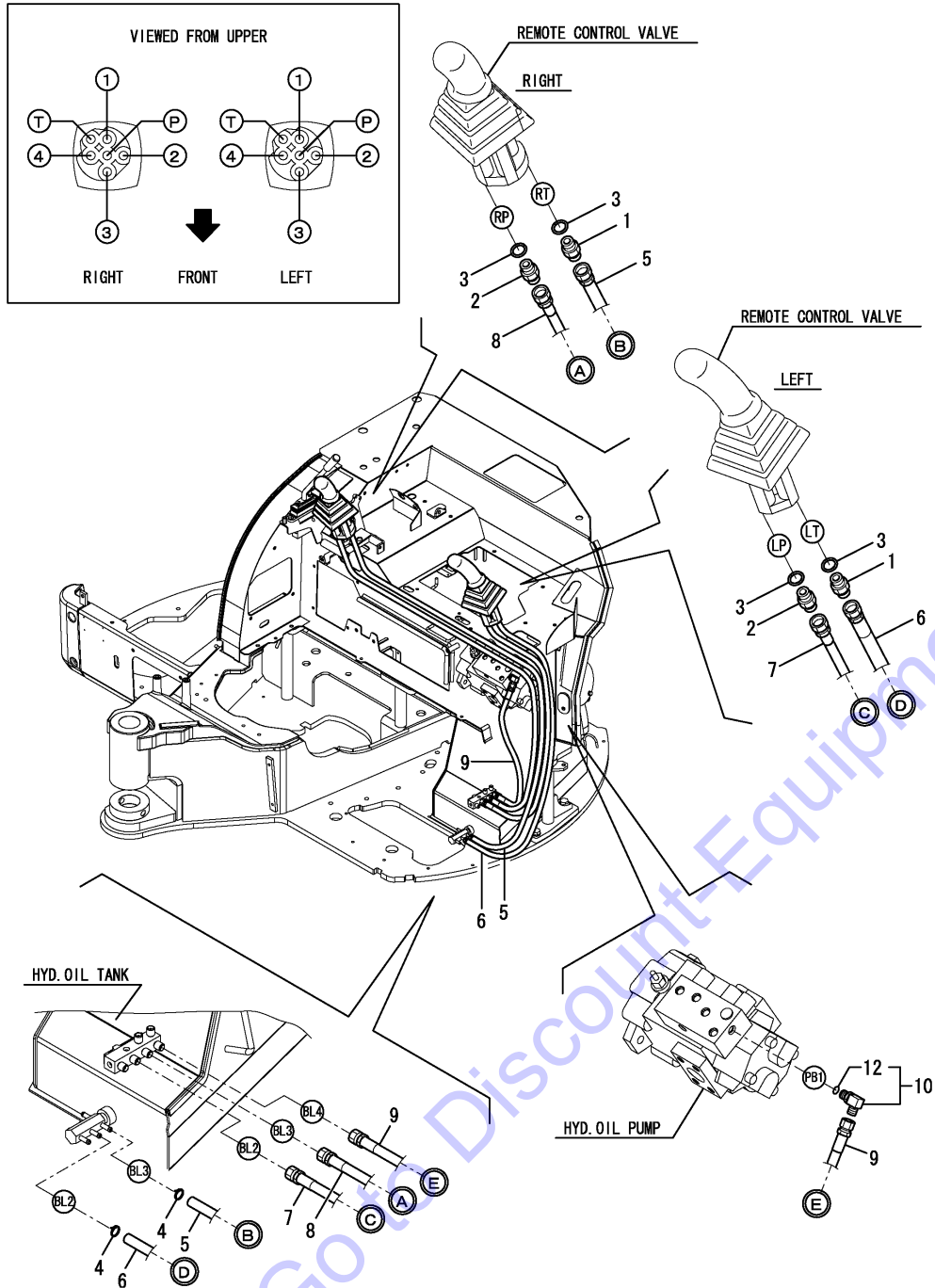
(A)=VIO45-5B(US) (D)=VIO45-5B(SG)

(B)=VIO45-5B(AS) (E)=

(C)=VIO45-5B(NZ) (F)=

REF.	LEV.	PARTS NO.	DESCRIPTION	Q'TY						I	R
				(A)	(B)	(C)	(D)	(E)	(F)		
1	1	172730-75141	JOINT	9							
2	1	172123-76121	JOINT PF1/4	4							
3	1	172162-76131	ADAPTER	3							
4	1	172124-76160	CONNECTOR	2							
5	1	172168-76162	CONNECTOR	4							
6	1	172141-76181	CONNECTOR ASSY, 02FF	6							
7	2	41851-000110	PACKING, 11.0	6							
8	1	172A47-76180	ELBOE,90G1/4-0.6	4							
9	2	41851-000110	PACKING, 11.0	4							
10	1	172A47-76191	NIPPLE G1/2	2							
11	1	172A47-76230	NIPPLE G1/4	1							
12	2	41851-000110	PACKING, 11.0	1							
13	1	172116-76381	ADAPTER 64	1							
14	1	41851-000110	PACKING, 11.0	4							
15	1	41851-000140	O RING P 14.0 HNBR	19							
16	1	41851-000180	O RING	2							

Fig.76. CONTROL PIPING(PUMP - VALVE - RETURN)

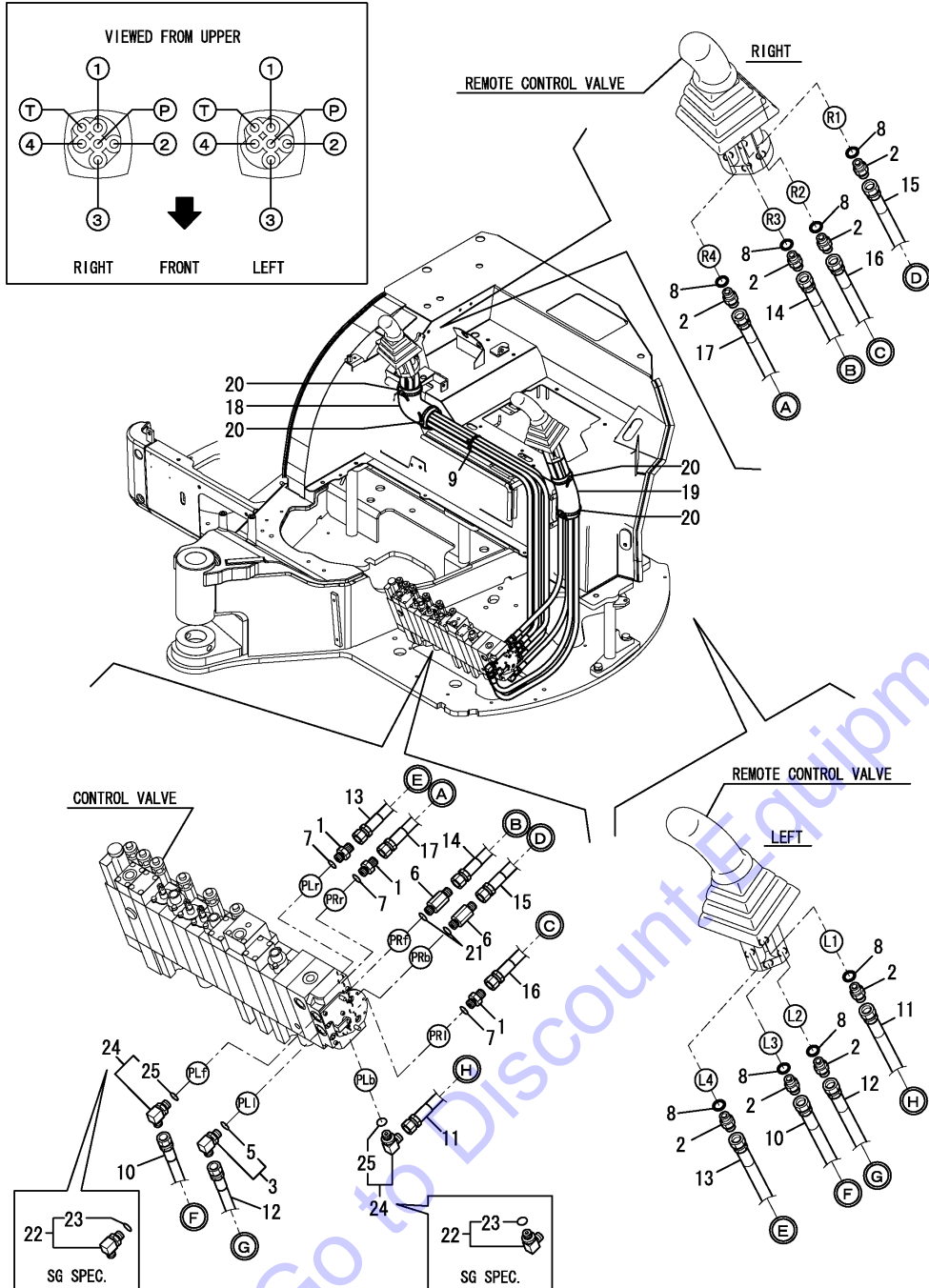


(A)=VIO45-5B(US)  
 (B)=VIO45-5B(AS)  
 (C)=VIO45-5B(NZ)

(D)=VIO45-5B(SG)  
 (E)=  
 (F)=

REF.	LEV.	PARTS NO.	DESCRIPTION	Q'TY						I	R
				(A)	(B)	(C)	(D)	(E)	(F)		
1	1	172123-76121	JOINT PF1/4	2	2	2	2				
2	1	172455-76220	CONNECTOR PF1/4	2	2	2	2				
3	1	24315-000110	O-RING 1B P-11.0	4	4	4	4				
3-1	1	41851-000110	PACKING, 11.0	4	4	4	4				N
		(A=M53106) (B=M53106) (C=M53106) (D=M53106)									
4	1	23000-013000	CLAMP 13	2	2	2	2				
5	1	172A47-78652	HOSE	1	1	1	1				
6	1	172A47-78642	HOSE	1	1	1	1				
7	1	172A47-78553	HOSE	1	1	1	1				
8	1	172A47-78561	HOSE	1	1	1	1				
9	1	172A47-78570	HOSE	1	1	1	1				
10	1	172141-76181	CONNECTOR ASSY, 02FF	1	1	1	1				
12	2	41851-000110	PACKING, 11.0	1	1	1	1				

Fig.77. CONTROL PIPING(VALVE - REMOTE CV)(US : TO M58000,AS,NZ,SG)



(A)=VIO45-5B(US)

(B)=VIO45-5B(AS)

(C)=VIO45-5B(NZ)

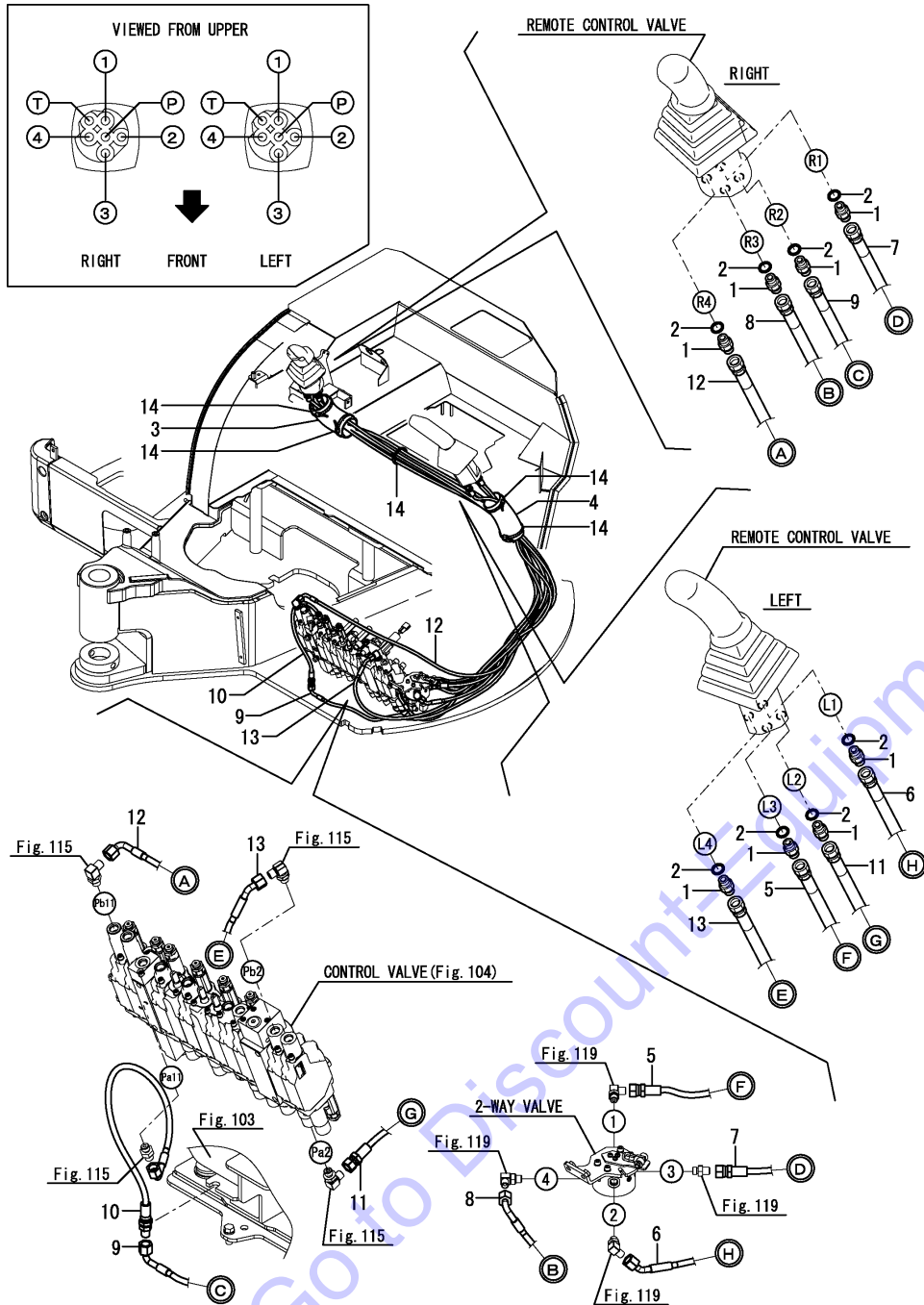
(D)=VIO45-5B(SG)

(E)=

(F)=

REF.	LEV.	PARTS NO.	DESCRIPTION	Q'TY						I	R
				(A)	(B)	(C)	(D)	(E)	(F)		
1	1	172123-76121	JOINT PF1/4	3	3	3	3				
2	1	172123-76121	JOINT PF1/4	8	8	8	8				
3	1	172141-76181	CONNECTOR ASSY, 02FF	1	1	1	1				
5	2	41851-000110	PACKING, 11.0	1	1	1	1				
6	1	172183-76200	CONNECTOR 1/4-1/4	2	2	2	2				
7	1	24315-000110	O-RING 1B P-11.0	3	3	3	3				
7-1	1	41851-000110	PACKING, 11.0	3	3	3	3				N
		(A=M53106) (B=M53106) (C=M53106) (D=M53106)									
8	1	24315-000110	O-RING 1B P-11.0	8	8	8	8				
8-1	1	41851-000110	PACKING, 11.0	8	8	8	8				N
		(A=M53106) (B=M53106) (C=M53106) (D=M53106)									
9	1	172122-79930	CLAMP B	1	1	1	1				
10	1	172A47-78522	HOSE	1	1	1	1				
11	1	172A47-78513	HOSE	1	1	1	1				
12	1	172A47-78532	HOSE	1	1	1	1				
13	1	172A47-78503	HOSE	1	1	1	1				
14	1	172A47-78882	HOSE	1	1	1	1				
15	1	172A47-78542	HOSE	1	1	1	1				
16	1	172A47-78632	HOSE	1	1	1	1				
17	1	172A47-78892	HOSE	1	1	1	1				
18	1	172458-63641	SOUND SHIELD,HOSE	1	1	1	1				
19	1	172458-78571	SOUND SHIELD,HOSE	1	1	1	1				
20	1	172122-79930	CLAMP B	4	4	4	4				
21	1	24315-000110	O-RING 1B P-11.0	2	2	2	2				
21-1	1	41851-000110	PACKING, 11.0	2	2	2	2				N
		(A=M53106) (B=M53106) (C=M53106) (D=M53106)									
22	1	172A47-76180	ELBOE,90G1/4-0.6				2				
23	2	24315-000110	O-RING 1B P-11.0				2				
23-1	2	41851-000110	PACKING, 11.0				2				N
			(D=M53106)								
24	1	172141-76181	CONNECTOR ASSY, 02FF	2	2	2					
25	2	41851-000110	PACKING, 11.0	2	2	2					

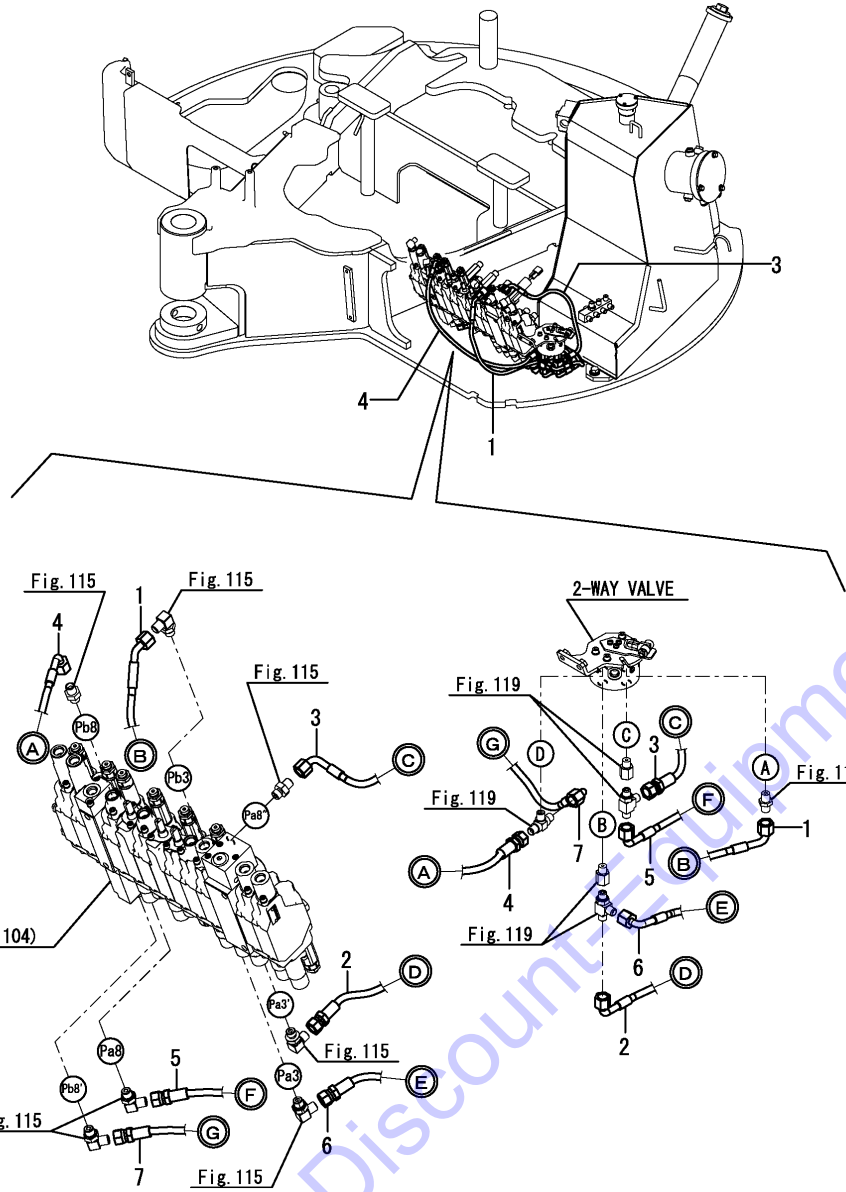
Fig.116. (77A)CONTROL PIPING(2-WAY VALVE : 1)(US : FROM M58001)



(A)=VIO45-5B(US) (D)=VIO45-5B(SG)  
 (B)=VIO45-5B(AS) (E)=  
 (C)=VIO45-5B(NZ) (F)=

REF.	LEV.	PARTS NO.	DESCRIPTION	QTY						I	R
				(A)	(B)	(C)	(D)	(E)	(F)		
1	1	172123-76121	JOINT PF1/4	8							
2	1	41851-000110	PACKING, 11.0	8							
3	1	172458-63641	SOUND SHIELD,HOSE	1							
4	1	172458-78571	SOUND SHIELD,HOSE	1							
5	1	172A79-78570	HOSE, H603BB130S	1							
6	1	172A79-78580	HOSE, H603BE124S	1							
7	1	172A79-78590	HOSE, F403BB176S	1							
8	1	172A79-78600	HOSE, F403BC205S	1							
9	1	172A79-78710	HOSE, F403BC228S	1							
10	1	172A79-78720	HOSE, F403CX063S	1							
11	1	172A79-78770	HOSE, H603BB142S	1							
12	1	172A79-78780	HOSE, F303BC234S	1							
13	1	172A79-78910	HOSE, H603BE158S	1							
14	1	172122-79930	CLAMP B	5							

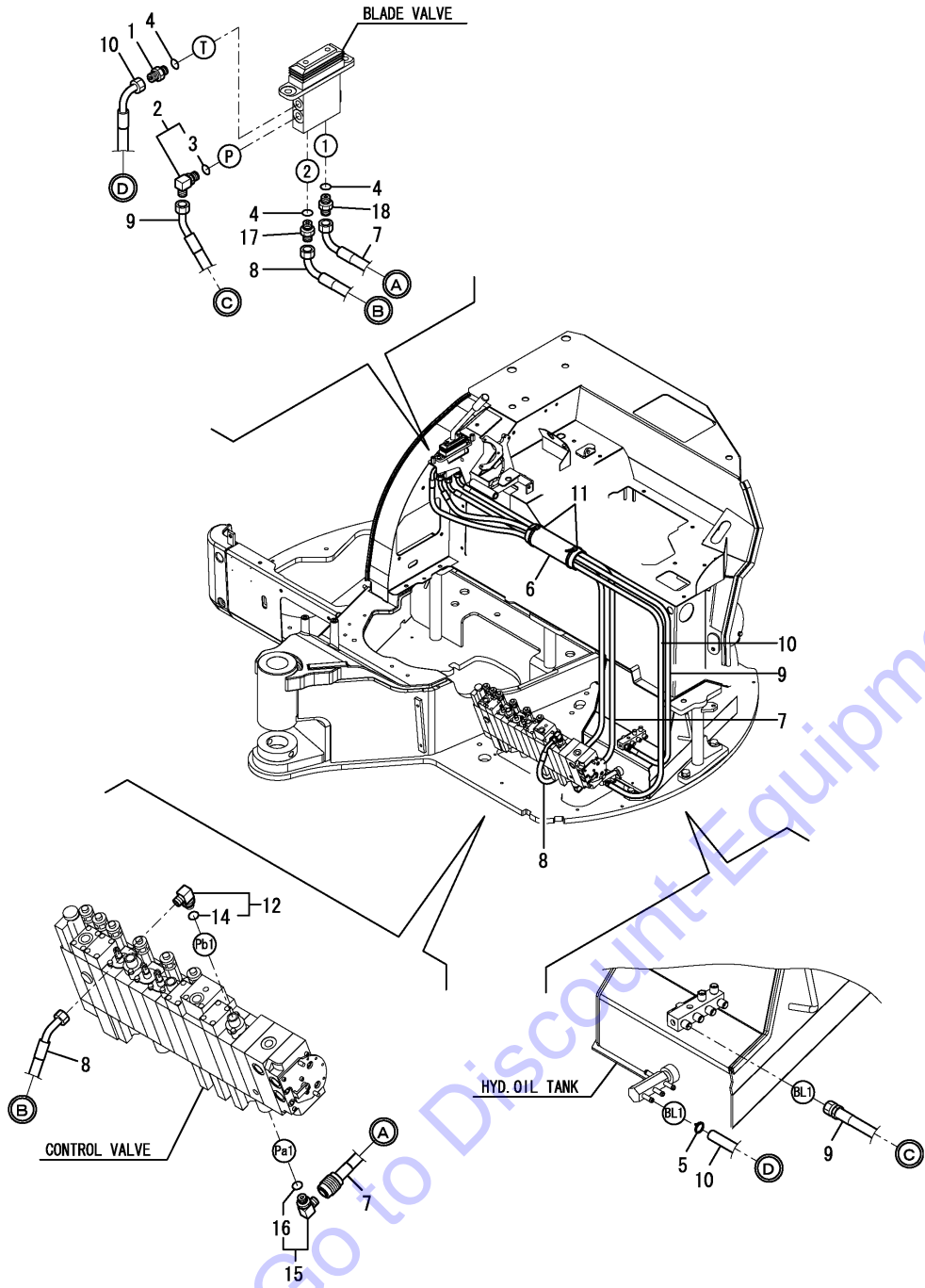
Fig.117. (77B)CONTROL PIPING(2-WAY VALVE : 2)(US : FROM M58001)



(A)=VIO45-5B(US) (D)=VIO45-5B(SG)  
 (B)=VIO45-5B(AS) (E)=  
 (C)=VIO45-5B(NZ) (F)=

REF.	LEV.	PARTS NO.	DESCRIPTION	Q'TY						I	R
				(A)	(B)	(C)	(D)	(E)	(F)		
1	1	172A79-78510	HOSE, F403CE047S	1							
2	1	172A79-78520	HOSE, F403BC033S	1							
3	1	172A79-78530	HOSE, F403BC043S	1							
4	1	172A79-78540	HOSE, F403BC056S	1							
5	1	172A79-78550	HOSE, F403BC051S	1							
6	1	172A79-78560	HOSE, F403BC040S	1							
7	1	172A79-78790	HOSE, F403BC041S	1							

Fig.78. CONTROL PIPING(VALVE - BLADE V.)(US : TO M58000,AS,NZ,SG)

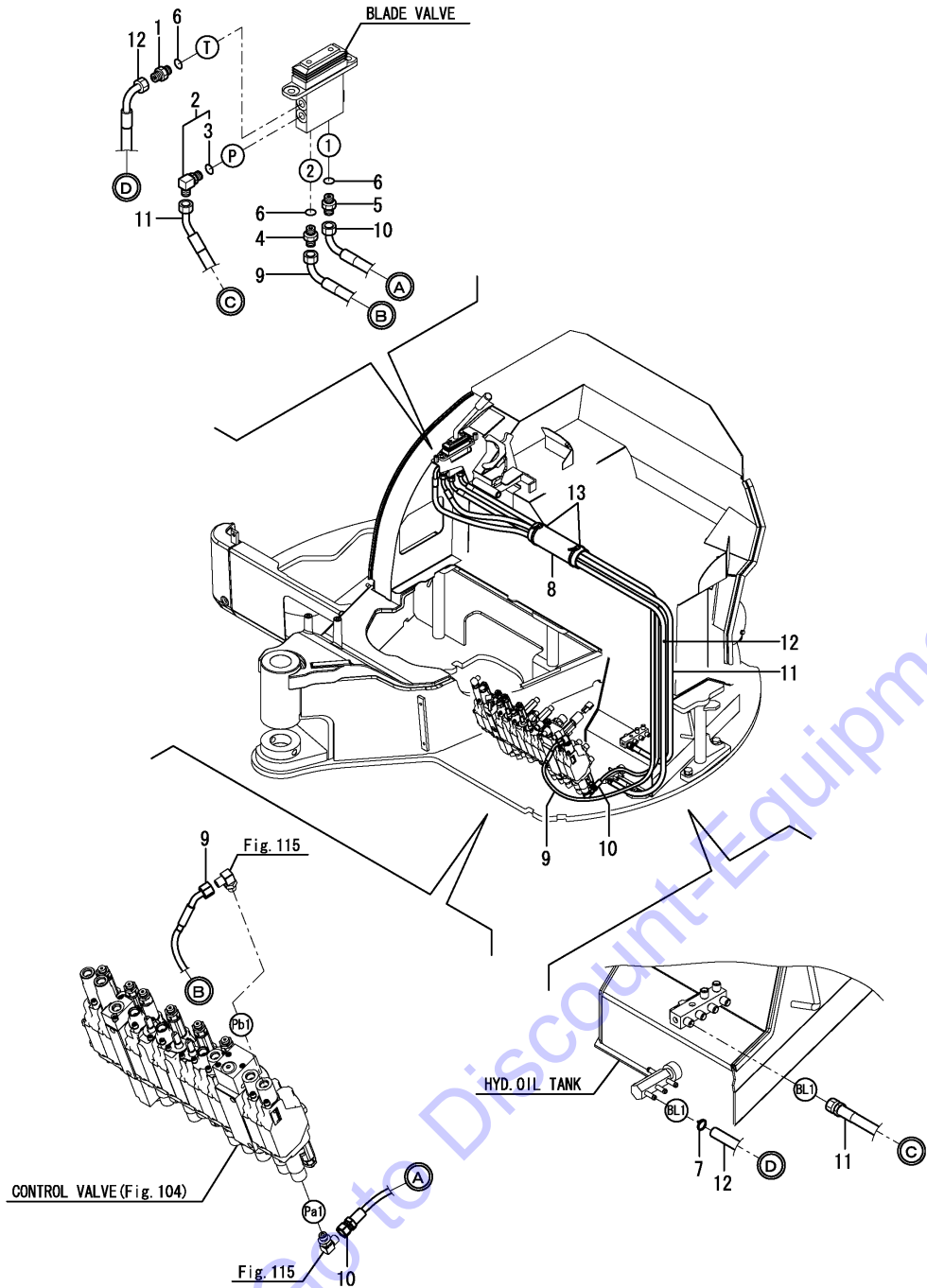


(A)=VIO45-5B(US) (D)=VIO45-5B(SG)  
 (B)=VIO45-5B(AS) (E)=  
 (C)=VIO45-5B(NZ) (F)=

REF.	LEV.	PARTS NO.	DESCRIPTION	Q'TY						I	R
				(A)	(B)	(C)	(D)	(E)	(F)		
1	1	172123-76121	JOINT PF1/4	1	1	1	1				
2	1	172958-76130	ELBOW PF1/4-PF1/4	1	1	1	1				
3	2	24315-000110	O-RING 1B P-11.0	1	1	1	1				
4	1	24315-000110	O-RING 1B P-11.0	3	3	3	3				
4-1	1	41851-000110	PACKING, 11.0	3	3	3	3				N
		(A=M53106) (B=M53106) (C=M53106) (D=M53106)									
5	1	23000-013000	CLAMP 13	1	1	1	1				
6	1	172458-78571	SOUND SHIELD,HOSE	1	1	1	1				
7	1	172A47-78921	HOSE	1	1	1	1				
8	1	172A47-78931	HOSE	1	1	1	1				
9	1	172A47-78942	HOSE	1	1	1	1				
10	1	172A47-78952	HOSE	1	1	1	1				
11	1	172122-79930	CLAMP B	2	2	2	2				
12	1	172141-76181	CONNECTOR ASSY, 02FF	1	1	1	1				
14	2	41851-000110	PACKING, 11.0	1	1	1	1				
15	1	172A47-76261	ELBOW,QUICK	1	1	1	1				
16	2	24315-000110	O-RING 1B P-11.0	1	1	1	1				
16-1	2	41851-000110	PACKING, 11.0	1	1	1	1				N
		(A=M53001) (B=M53001) (C=M53001) (D=M53001)									
17	1	172A47-76171	CONNECTOR G1/4-1.0	1	1	1	1				
18	1	172164-76330	JOINT PF1/4-0.7	1	1	1	1				



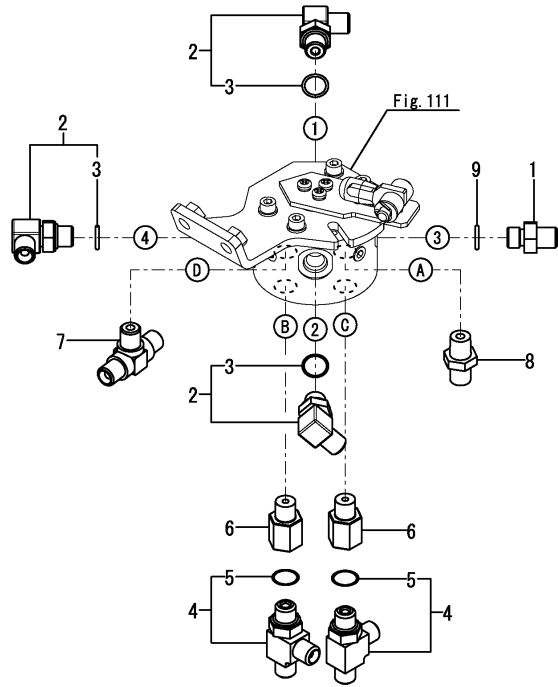
Fig.118. (78A)CONTROL PIPING(VALUE - BLADE V.)(US : FROM M58001)



(A)=VIO45-5B(US) (D)=VIO45-5B(SG)  
 (B)=VIO45-5B(AS) (E)=  
 (C)=VIO45-5B(NZ) (F)=

REF.	LEV.	PARTS NO.	DESCRIPTION	Q'TY						I	R
				(A)	(B)	(C)	(D)	(E)	(F)		
1	1	172123-76121	JOINT PF1/4	1							
2	1	172958-76130	ELBOW PF1/4-PF1/4	1							
3	2	24315-000110	O-RING 1B P-11.0	1							
4	1	172A47-76171	CONNECTOR G1/4-1.0	1							
5	1	172164-76330	JOINT PF1/4-0.7	1							
6	1	41851-000110	PACKING, 11.0	3							
7	1	23000-013000	CLAMP 13	1							
8	1	172458-78571	SOUND SHIELD,HOSE	1							
9	1	172A79-78730	HOSE, F403CE235S	1							
10	1	172A79-78760	HOSE, H603BC215S	1							
11	1	172A47-78942	HOSE	1							
12	1	172A47-78952	HOSE	1							
13	1	172122-79930	CLAMP B	2							

Fig.119. (78B)CONTROL PIPING(2-WAY V. : FITTING)(US : FROM M58001)



(A)=VIO45-5B(US) (D)=VIO45-5B(SG)  
 (B)=VIO45-5B(AS) (E)=  
 (C)=VIO45-5B(NZ) (F)=

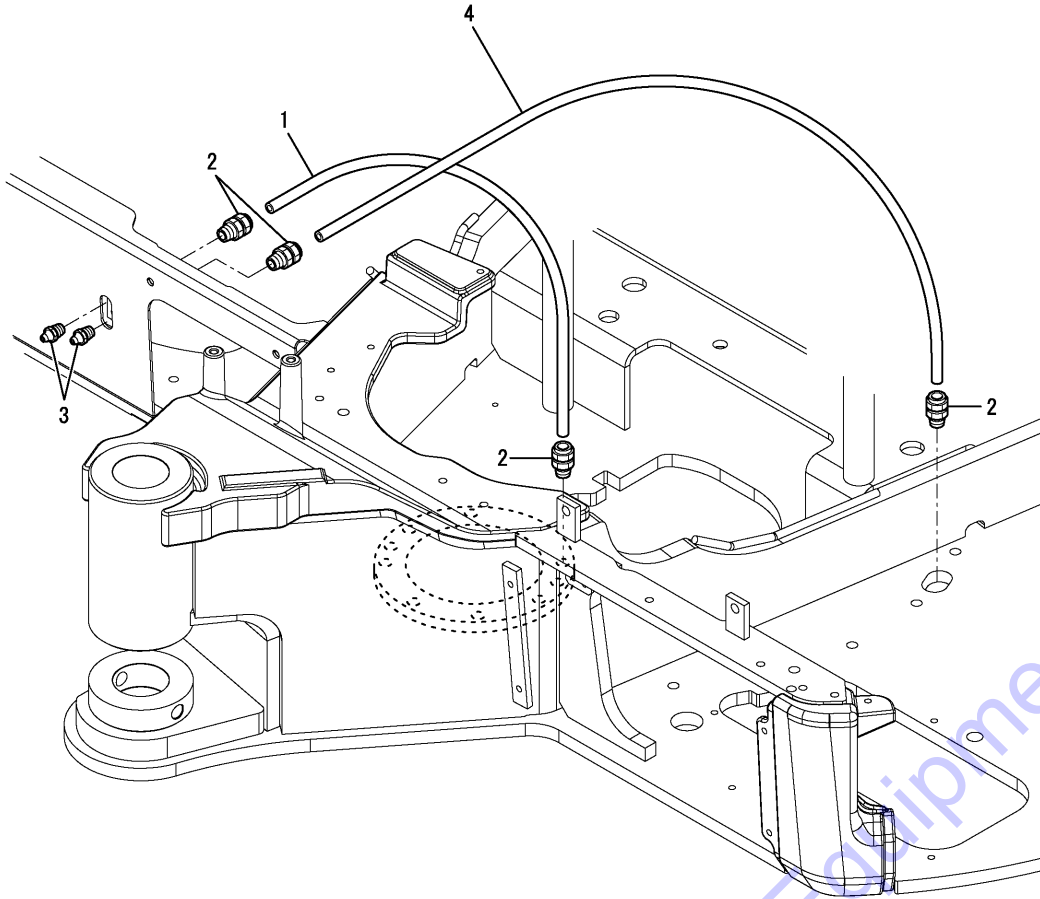
REF.	LEV.	PARTS NO.	DESCRIPTION	Q'TY						I	R
				(A)	(B)	(C)	(D)	(E)	(F)		
1	1	172123-76121	JOINT PF1/4	1							
2	1	172141-76181	CONNECTOR ASSY, 02FF	3							
3	2	41851-000110	PACKING, 11.0	3							
4	1	172162-76181	JOINT 3-1/4 ASSY	2							
5	2	41851-000110	PACKING, 11.0	2							
6	1	172A79-76250	CONNECTOR, T1/4-G1/4	2							
7	1	172162-76320	CONNECTOR 3-1/4	1							
8	1	23391-020000	JOINT RG1/4	1							
9	1	41851-000110	PACKING, 11.0	1							

Go to Discount-Equipment.com to order your parts

Fig.79. GREASING

(A)=VIO45-5B(US)  
 (B)=VIO45-5B(AS)  
 (C)=VIO45-5B(NZ)

(D)=VIO45-5B(SG)  
 (E)=  
 (F)=



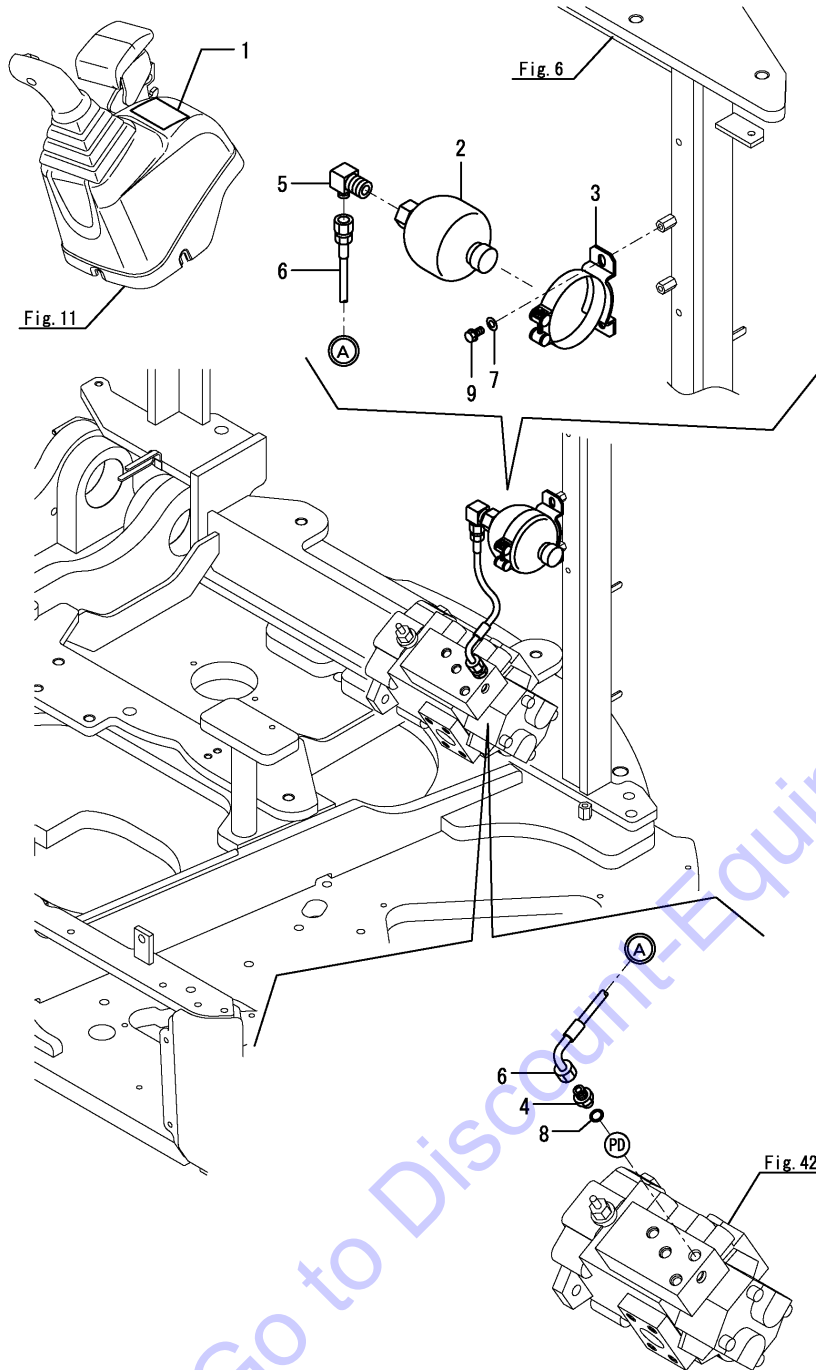
REF.	LEV.	PARTS NO.	DESCRIPTION	Q'TY						I	R
				(A)	(B)	(C)	(D)	(E)	(F)		
1	1	172A47-77800	HOSE	1	1	1	1				
2	1	172A47-77820	JOINT,GREASE	4	4	4	4				
3	1	24761-020000	NIPPLE PT1/8,GREASE	2	2	2	2				
4	1	172A47-77810	HOSE	1	1	1	1				

Go to Discount-Equipment.com to order your parts

Fig.80. ACCUMULATOR

(A)=VIO45-5B(US)  
 (B)=VIO45-5B(AS)  
 (C)=VIO45-5B(NZ)

(D)=VIO45-5B(SG)  
 (E)=  
 (F)=

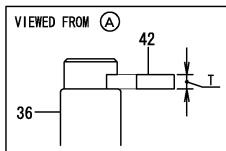
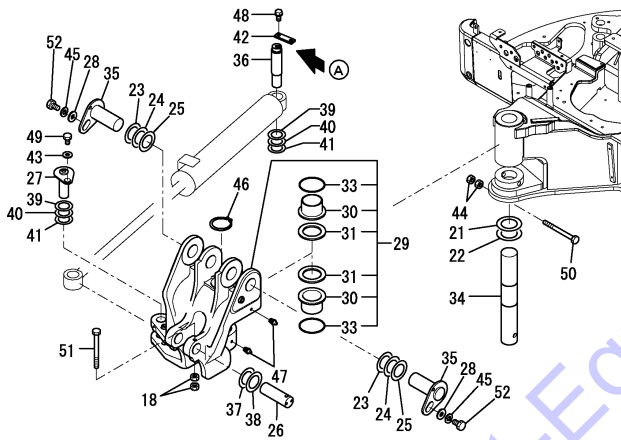
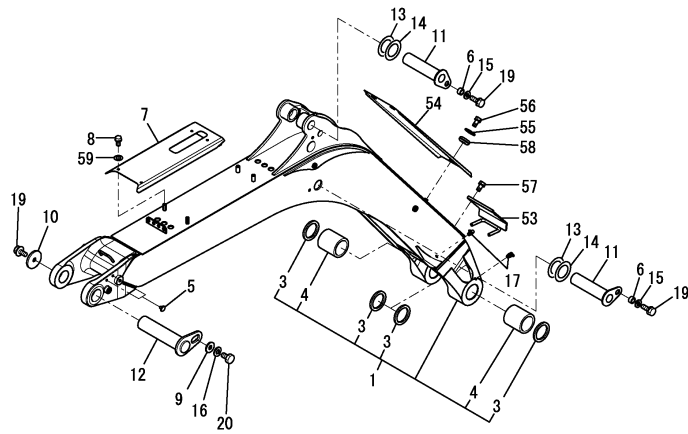


REF.	LEV.	PARTS NO.	DESCRIPTION	Q'TY						I	R
				(A)	(B)	(C)	(D)	(E)	(F)		
1	1	172A47-03371	LABEL,PTO EX	1	1	1	1				
2	1	172478-73600	ACCUMULATOR	1	1	1	1				
3	1	172478-73630	CLAMP	1	1	1	1				
4	1	172123-76121	JOINT PF1/4	1	1	1	1				
5	1	172478-76200	CONNECTOR	1	1	1	1				
6	1	172460-78790	HOSE	1	1	1	1				
7	1	22137-080000	WASHER 8, POLISHED	2	2	2	2				
8	1	24315-000110	O-RING 1B P-11.0	1	1	1	1				
8-1	1	41851-000110	PACKING, 11.0	1	1	1	1				N
9	1	26013-080162	BOLT W/WASHER M8X16	2	2	2	2				

Fig.81. BOOM & BOOM BRACKET

(A)=VIO45-5B(US)  
(B)=VIO45-5B(AS)  
(C)=VIO45-5B(NZ)

(D)=VIO45-5B(SG)  
(E)=  
(F)=



Remarks

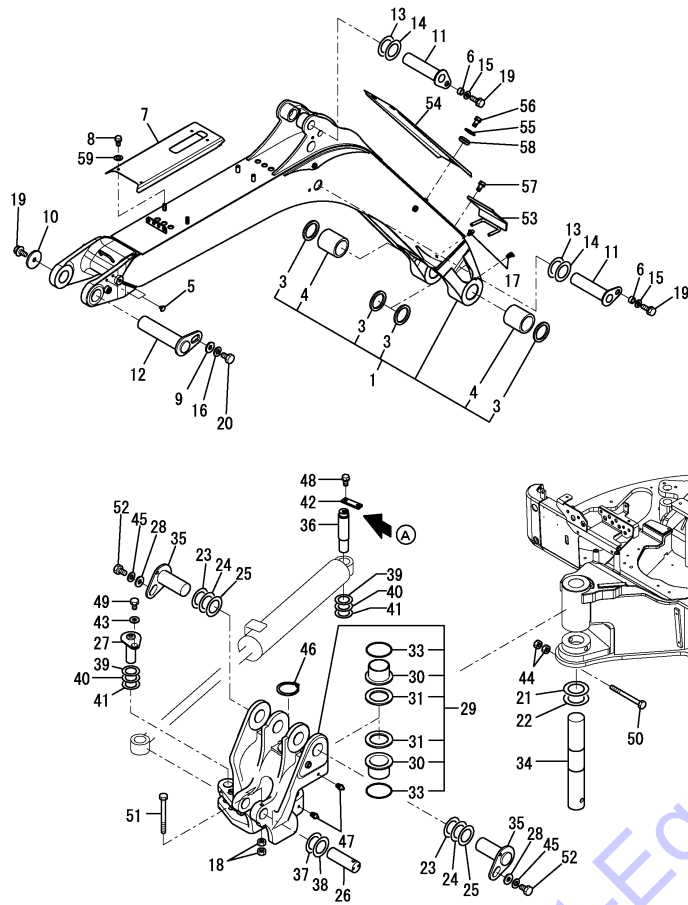
- (1) Please use this part with following labels at the same time. Ref.No.4A,4B,4C,4D,4E,4F.
  - (2) Labels are not illustrated.
  - (3) T=Ref.No.36, 42:6mm, No.36-1,42-1:9mm.
- Interchangeable by simultaneous replacement with Ref.No.42-1,48-1.

REF.	LEV.	PARTS NO.	DESCRIPTION	Q'TY						I	R
				(A)	(B)	(C)	(D)	(E)	(F)		
1	1	172A78-81101-1	BOOM ASSY,EX (2J)	1	1	1	1				1
1-1	1	172A78-81101-Y	BOOM ASSY,EX	1	1	1	1				S 1
		(A=M58501) (B=M54001) (C=M54001) (D=M54001)									
3	2	172020-10620	SEAL, DUST	4	4	4	4				
4	2	172A47-81971	BUSH	2	2	2	2				
4A	1	172437-03432	LABEL, STEERING	1	1	1	1				2
4B	1	172437-03461	LABEL, BOOM	2	2	2	2				2
4C	1	172472-03271	LABEL, SANDUS	1	1	1	1				2
4D	1	172472-03281	LABEL, WARNING HITCH	1	1	1	1				2
4E	1	172A47-03110	LABEL, BOOM	1	1	1	1				2
4F	1	172437-03511	LABEL, HOOK	1	1	1	1				2
5	1	172183-81160	CLIP, TREE	2	2	2	2				
6	1	172164-81670	SPACER	2	2	2	2				
7	1	172A78-81840-1	COVER, BOOM	1	1	1	1				
7-1	1	172A78-81840-Y	COVER, BOOM	1	1	1	1				S
		(A=M58501) (B=M54001) (C=M54001) (D=M54001)									
8	1	26013-080162	BOLT	4	4	4	4				
8-1	1	26013-080202	BOLT	4	4	4	4				N
		(A=M53148) (B=M53148) (C=M53148) (D=M53148)									
9	1	172187-81970	WASHER	1	1	1	1				
10	1	172147-82140	WASHER	1	1	1	1				
11	1	172A47-81900-W	PIN	2	2	2	2				
12	1	172A47-81920-W	PIN	1	1	1	1				
13	1	172165-82520	SHIM	2	2	2	2				
14	1	172165-82530	SHIM	2	2	2	2				
15	1	22157-120000	WASHER	2	2	2	2				
16	1	22217-140000	WASHER, SPRING	1	1	1	1				
17	1	24761-020000	NIPPLE, GREASE	2	2	2	2				
18	1	26716-120002	NUT	2	2	2	2				
19	1	26013-120252	BOLT	3	3	3	3				
20	1	26116-140252	BOLT	1	1	1	1				
21	1	172176-81700	SHIM	1	1	1	1				
22	1	172176-81710	SHIM	1	1	1	1				
23	1	172460-81800	SHIM	2	2	2	2				
24	1	172460-81810	SHIM	2	2	2	2				
25	1	172460-81820	SHIM	2	2	2	2				
26	1	172458-81830	PIN	1	1	1	1				
26-1	1	172A78-81980	PIN	1	1	1	1				N
		(A=M53001) (B=M53001) (C=M53001) (D=M53001)									
27	1	172458-81930-W	PIN	1	1	1	1				
28	1	172187-81970	WASHER	2	2	2	2				
29	1	172460-82301-1	BRACKET, BOOM	1	1	1	1				
29-1	1	172460-82301-Y	BRACKET, BOOM	1	1	1	1				S
		(A=M58501) (B=M54001) (C=M54001) (D=M54001)									
30	2	172165-81710	BUSH	2	2	2	2				
31	2	172165-81770	SEAL, DUST	2	2	2	2				
33	2	24321-000700	O-RING	2	2	2	2				
34	1	172460-82400	PIN	1	1	1	1				
35	1	172A47-81950-W	PIN	2	2	2	2				
36	1	172A47-81940	PIN	1	1	1	1				
36-1	1	172A47-81941	PIN	1	1	1	1				F 3

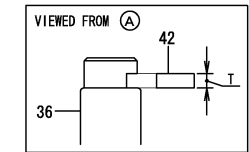
Fig.81. BOOM & BOOM BRACKET

(A)=VIO45-5B(US)  
(B)=VIO45-5B(AS)  
(C)=VIO45-5B(NZ)

(D)=VIO45-5B(SG)  
(E)=  
(F)=



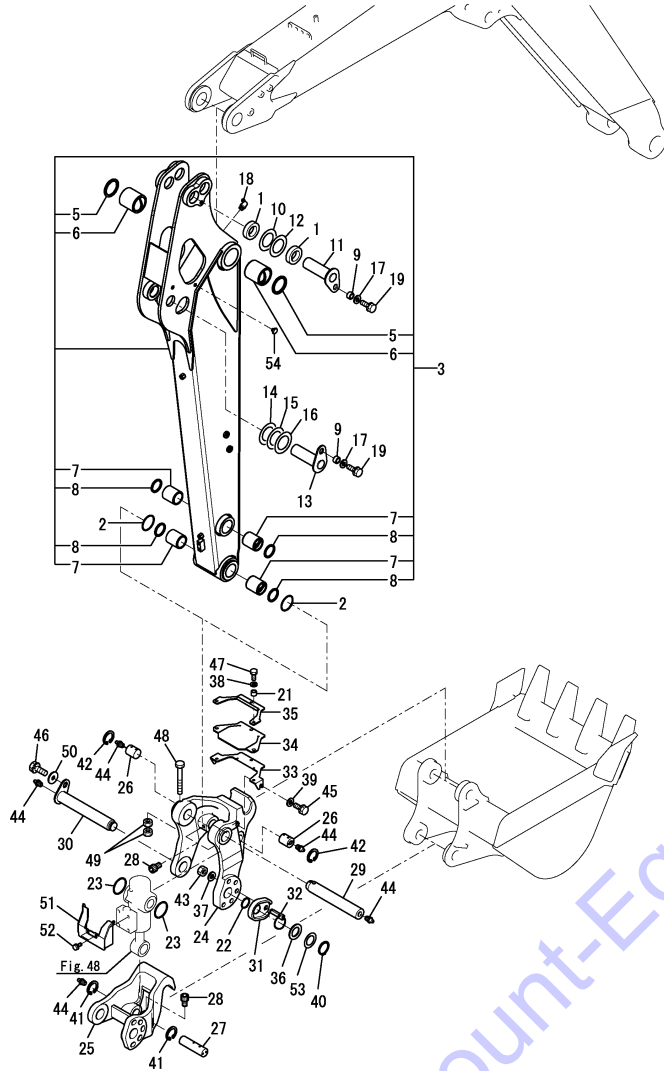
REF.	LEV.	PARTS NO.	DESCRIPTION	Q'TY						I	R
				(A)	(B)	(C)	(D)	(E)	(F)		
		(A=M53352) (B=M53352) (C=M53352) (D=M53352)									
37	1	172165-82520	SHIM	2	2	2	2				
38	1	172165-82530	SHIM	2	2	2	2				
39	1	172165-82580	SHIM	4	4	4	4				
40	1	172165-82590	SHIM	4	4	4	4				
41	1	172165-82600	SHIM	4	4	4	4				
42	1	172117-83970-7	PLATE, LOCK	1	1	1	1				
42-1	1	172A47-81980	PLATE, LOCK	1	1	1	1			S	3
		(A=M53352) (B=M53352) (C=M53352) (D=M53352)									
43	1	22157-120000	WASHER	1	1	1	1				
44	1	26716-160002	NUT	2	2	2	2				
45	1	22217-140000	WASHER, SPRING	2	2	2	2				
46	1	22242-000700	RING	1	1	1	1				
47	1	24761-020000	NIPPLE, GREASE	2	2	2	2				
48	1	26013-100202	BOLT	2	2	2	2				
48-1	1	26013-100252	BOLT	2	2	2	2			S	
		(A=M53352) (B=M53352) (C=M53352) (D=M53352)									
49	1	26013-120252	BOLT	1	1	1	1				
50	1	26076-161702	BOLT	1	1	1	1				
51	1	26116-121302	BOLT	1	1	1	1				
52	1	26116-140352	BOLT	2	2	2	2				
53	1	172A47-79100-2	GUIDE ASSY, HOSE	1	1	1	1				
53-1	1	172A47-79101-2	GUIDE ASSY, HOSE	1	1	1	1			N	
		(A=M53191) (B=M53191) (C=M53191) (D=M53191)									
53-2	1	172A47-79101-Y	GUIDE ASSY, HOSE	1	1	1	1			S	
		(A=M58501) (B=M54001) (C=M54001) (D=M54001)									
54	1	172A78-81800-2	COVER, HOSE	1	1	1	1				
54-1	1	172A78-81800-Y	COVER, HOSE	1	1	1	1			S	
		(A=M58501) (B=M54001) (C=M54001) (D=M54001)									
55	1	22157-080000	WASHER	3	3	3	3				
56	1	26013-080162	BOLT	3	3	3	3				
57	1	26013-100402	BOLT	2	2	2	2				
58	1	172137-62970	GROMMET	3	3	3	3				
59	1	22137-080000	WASHER	4	4	4	4				W
		(A=M53148) (B=M53148) (C=M53148) (D=M53148)									



Remarks

- (1) Please use this part with following labels at the same time. Ref.No.4A,4B,4C,4D,4E,4F.
  - (2) Labels are not illustrated.
  - (3) T=Ref.No.36, 42:6mm, No.36-1,42-1:9mm.
- Interchangeable by simultaneous replacement with Ref.No.42-1,48-1.

Fig.82. ARM & QUICK COUPLER



(A)=VIO45-5B(US)  
(B)=VIO45-5B(AS)  
(C)=VIO45-5B(NZ)

(D)=VIO45-5B(SG)  
(E)=  
(F)=

REF.	LEV.	PARTS NO.	DESCRIPTION	Q'TY						I	R
				(A)	(B)	(C)	(D)	(E)	(F)		
1	1	172A48-81610	COLLAR	2	2	2	2				
2	1	172125-81280	O-RING	2	2	2	2				
3	1	172A78-81500-1	ARM ASSY	1	1	1	1				1
3-1	1	172A78-81500-Y	ARM ASSY	1	1	1	1				S 1
		(A=M58501) (B=M54001) (C=M54001) (D=M54001)									
5	2	172020-10620	SEAL, DUST	2	2	2	2				
6	2	172445-81360	BUSH	2	2	2	2				
7	2	172112-83500	BUSH, PIN	4	4	4	4				
8	2	172168-81410	SEAL, DUST	4	4	4	4				
8A	1	172472-03261	LABEL, FINGER	1	1	1	1				4
8B	1	172472-03330	LABEL, LOCK PIN	1	1	1	1				4
8C	1	172472-03230	LABEL, OPERATION	1	1	1	1				4
9	1	172164-81670	SPACER	2	2	2	2				
10	1	172165-82520	SHIM	1	1	1	1				
11	1	172491-82130-W	PIN ASSY	1	1	1	1				
12	1	172165-82530	SHIM	1	1	1	1				
13	1	172460-82540-W	PIN	1	1	1	1				
14	1	172165-82550	SHIM	1	1	1	1				
15	1	172165-82560	SHIM	1	1	1	1				
16	1	172165-82570	SHIM	1	1	1	1				
17	1	22157-120000	WASHER	2	2	2	2				
18	1	24761-040000	NIPPLE, GREASE	1	1	1	1				
19	1	26013-120252	BOLT	2	2	2	2				
21	1	172958-17121	COLLER 9X4	3	3	3	3				
22	1	172124-46200	O-RING	1	1	1	1				
23	1	172171-81270	O-RING	2	2	2	2				
24	1	172960-83101-2	BRACKET A(YELLOW:2J)	1	1	1	1				
24-1	1	172960-83102-1	BRACKET,A	1	1	1	1				N
		(A=MZZZZZ) (B=MZZZZZ) (C=MZZZZZ) (D=MZZZZZ)									
24-2	1	172960-83102-Y	BRACKET,A	1	1	1	1				S
		(A=M58501) (B=M54001) (C=M54001) (D=M54001)									
25	1	172960-83111-2	BRACKET B(YELLOW:2J)	1	1	1	1				
25-1	1	172960-83112-2	BRACKET B(YELLOW:2J)	1	1	1	1				N
		(A=M/#53182) (B=M/#53182) (C=M/#53182) (D=M/#53182)									
25-2	1	172960-83113-1	BRACKET,B	1	1	1	1				N
		(A=MZZZZZ) (B=MZZZZZ) (C=MZZZZZ) (D=MZZZZZ)									
25-3	1	172960-83113-Y	BRACKET,B	1	1	1	1				S
		(A=M58501) (B=M54001) (C=M54001) (D=M54001)									
26	1	172960-83120	PIN	2	2	2	2				
27	1	172960-83130	PIN	1	1	1	1				
28	1	172958-83140	BOLT	3	3	3	3				
29	1	172960-83140	PIN	1	1	1	1				
30	1	172960-83151-2	PIN 45X299(YELLOW:2J)	1	1	1	1				
30-1	1	172960-83151-Y	PIN 45X299	1	1	1	1				S
		(A=M58501) (B=M54001) (C=M54001) (D=M54001)									
31	1	172958-83171-2	PLATE, LOCK	1	1	1	1				2
31-1	1	172958-83171-Y	PLATE, LOCK	1	1	1	1				S 2
		(A=M58501) (B=M54001) (C=M54001) (D=M54001)									
31A	1	172458-03240	LABEL, LOCK	1	1	1	1				4
32	1	172960-83192	PIN ASSY, LOCK	1	1	1	1				3
32A	1	172958-03160	LABEL	1	1	1	1				4

Remarks

(1)Please use this part with following labels at the same time.  
Ref.No.8A,8B,8C.

(2)Please use this part with following labels at the same time.  
Ref.No.31A.

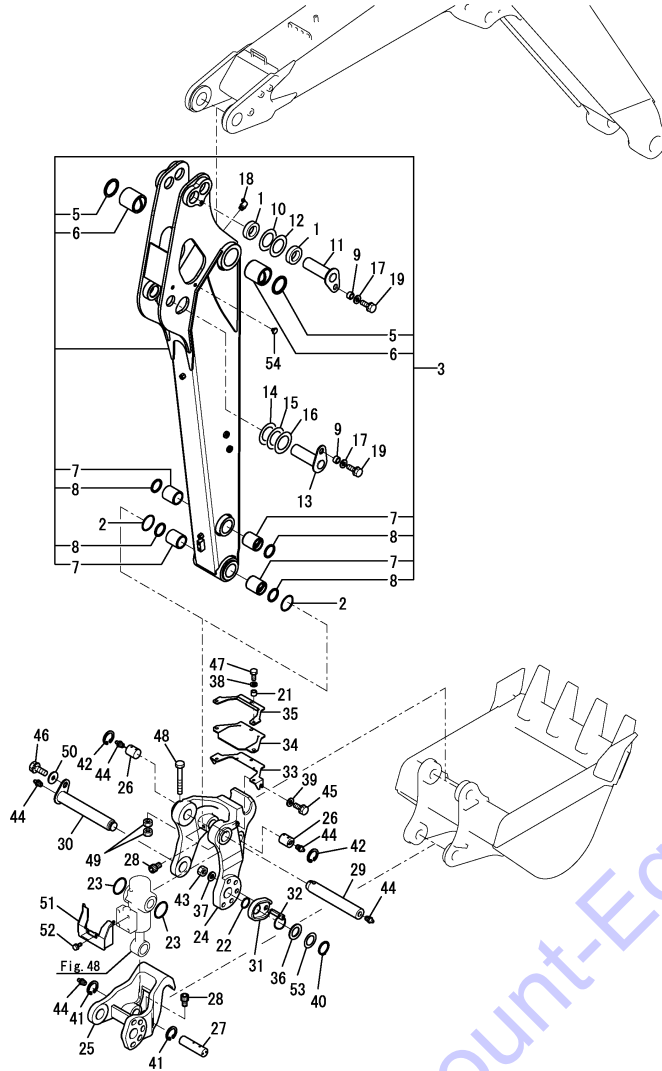
(3)Please use this part with following labels at the same time.  
Ref.No.32A.

(4)Labels are not illustrated.

Fig.82. ARM & QUICK COUPLER

(A)=VIO45-5B(US)  
 (B)=VIO45-5B(AS)  
 (C)=VIO45-5B(NZ)

(D)=VIO45-5B(SG)  
 (E)=  
 (F)=



REF.	LEV.	PARTS NO.	DESCRIPTION	Q'TY						I	R
				(A)	(B)	(C)	(D)	(E)	(F)		
33	1	172960-83252-2	GUARD ASSY(YELLOW:2J	1	1	1	1				
33-1	1	172960-83252-Y	GUARD ASSY	1	1	1	1				S
		(A=M58501) (B=M54001) (C=M54001) (D=M54001)									
34	1	172960-83282	PLATE, RUBBER	1	1	1	1				
35	1	172960-83292-2	PLATE ASSY(YELLOW:2J	1	1	1	1				
35-1	1	172960-83292-Y	PLATE ASSY	1	1	1	1				S
		(A=M58501) (B=M54001) (C=M54001) (D=M54001)									
36	1	172960-83210	COLLAR	1	1	1	1				
37	1	172958-83330	WASHER	1	1	1	1				
38	1	22137-080000	WASHER	3	3	3	3				
39	1	22137-100000	WASHER	2	2	2	2				
40	1	22242-000350	RING	1	1	1	1				
41	1	22252-000350	RING	2	2	2	2				
42	1	22252-000400	RING	2	2	2	2				
43	1	26756-060002	NUT	1	1	1	1				
44	1	24761-020000	NIPPLE, GREASE	5	5	5	5				
45	1	26013-100202	BOLT	2	2	2	2				
46	1	26013-120302	BOLT	1	1	1	1				
47	1	26116-080202	BOLT	3	3	3	3				
48	1	26116-100802	BOLT	1	1	1	1				
49	1	26716-100002	NUT	2	2	2	2				
50	1	22157-120000	WASHER	1	1	1	1				
51	1	172960-83312-2	COVER ASSY(YELLOW:2J	1	1	1	1				
51-1	1	172960-83312-Y	COVER ASSY	1	1	1	1				S
		(A=M58501) (B=M54001) (C=M54001) (D=M54001)									
52	1	26013-080162	BOLT	2	2	2	2				
53	1	172141-84601	SHIM	1	1	1	1				
54	1	172183-81160	CLIP, TREE	1	1	1	1				

Remarks

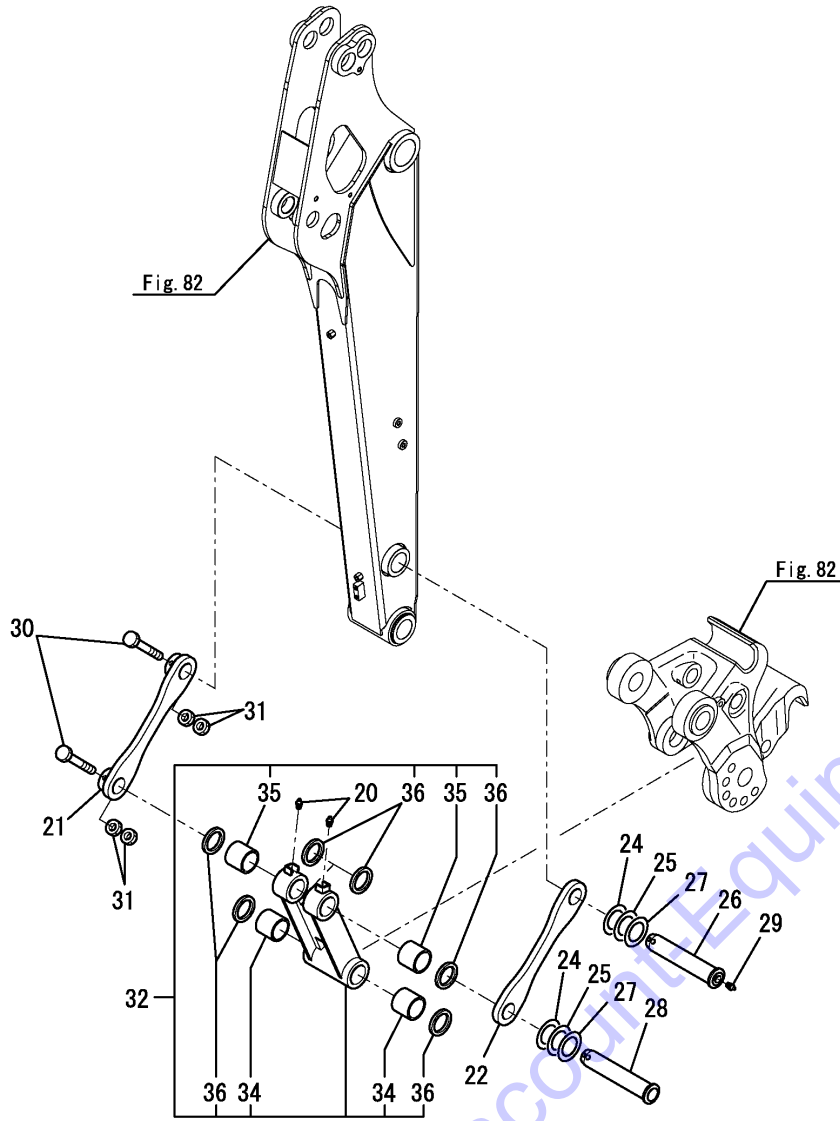
- (1)Please use this part with following labels at the same time.  
Ref.No.8A,8B,8C.
- (2)Please use this part with following labels at the same time.  
Ref.No.31A.
- (3)Please use this part with following labels at the same time.  
Ref.No.32A.
- (4)Labels are not illustrated.



Fig.83. BUCKET LINK

(A)=VIO45-5B(US)  
(B)=VIO45-5B(AS)  
(C)=VIO45-5B(NZ)

(D)=VIO45-5B(SG)  
(E)=  
(F)=



REF.	LEV.	PARTS NO.	DESCRIPTION	Q'TY						I	R
				(A)	(B)	(C)	(D)	(E)	(F)		
20	1	24761-020000	NIPPLE, GREASE	2	2	2	2				
21	1	172460-82350-2	ARM ASSY, BUCKET	1	1	1	1				
21-1	1	172460-82350-Y	ARM ASSY, BUCKET	1	1	1	1				S
		(A=M58501) (B=M54001) (C=M54001) (D=M54001)									
22	1	172460-82360-2	ARM, BUCKET	1	1	1	1				
22-1	1	172460-82360-Y	ARM, BUCKET	1	1	1	1				S
		(A=M58501) (B=M54001) (C=M54001) (D=M54001)									
23	1	172460-82650-W	PIN KIT, ARM	1	1	1	1				
24	2	172165-82550	SHIM	2	2	2	2				
25	2	172165-82560	SHIM	2	2	2	2				
26	2	172460-82560-W	PIN	1	1	1	1				
27	2	172165-82570	SHIM	2	2	2	2				
28	2	172460-82590-W	PIN	1	1	1	1				
29	2	24761-020000	NIPPLE, GREASE	1	1	1	1				
30	2	26116-100802	BOLT	2	2	2	2				
31	2	26716-100002	NUT	4	4	4	4				
32	1	172460-82380-5	LINK, BUCKET	1	1	1	1				
32-1	1	172460-82380-Y	LINK, BUCKET	1	1	1	1				S
		(A=M58501) (B=M54001) (C=M54001) (D=M54001)									
34	2	172112-83500	BUSH, PIN	2	2	2	2				
35	2	172112-86250	BUSH, PIN	2	2	2	2				
36	2	172168-81410	SEAL, DUST	6	6	6	6				

23

23 INC. 24~31.

Remarks  
\* Refer to Fig.82 for arm related parts.

Fig.84. BUCKET

(A)=VIO45-5B(US)

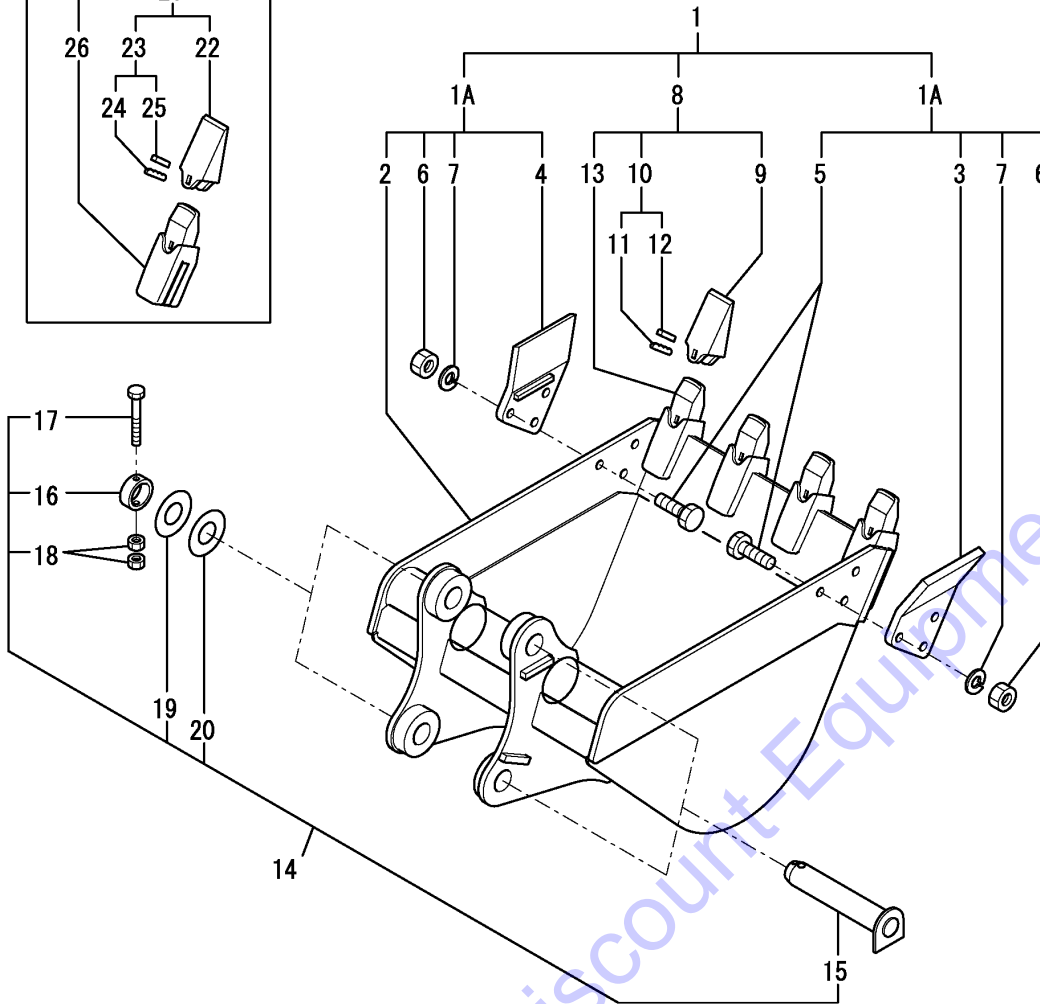
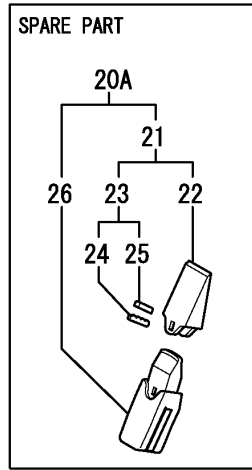
(B)=VIO45-5B(AS)

(C)=VIO45-5B(NZ)

(D)=VIO45-5B(SG)

(E)=

(F)=



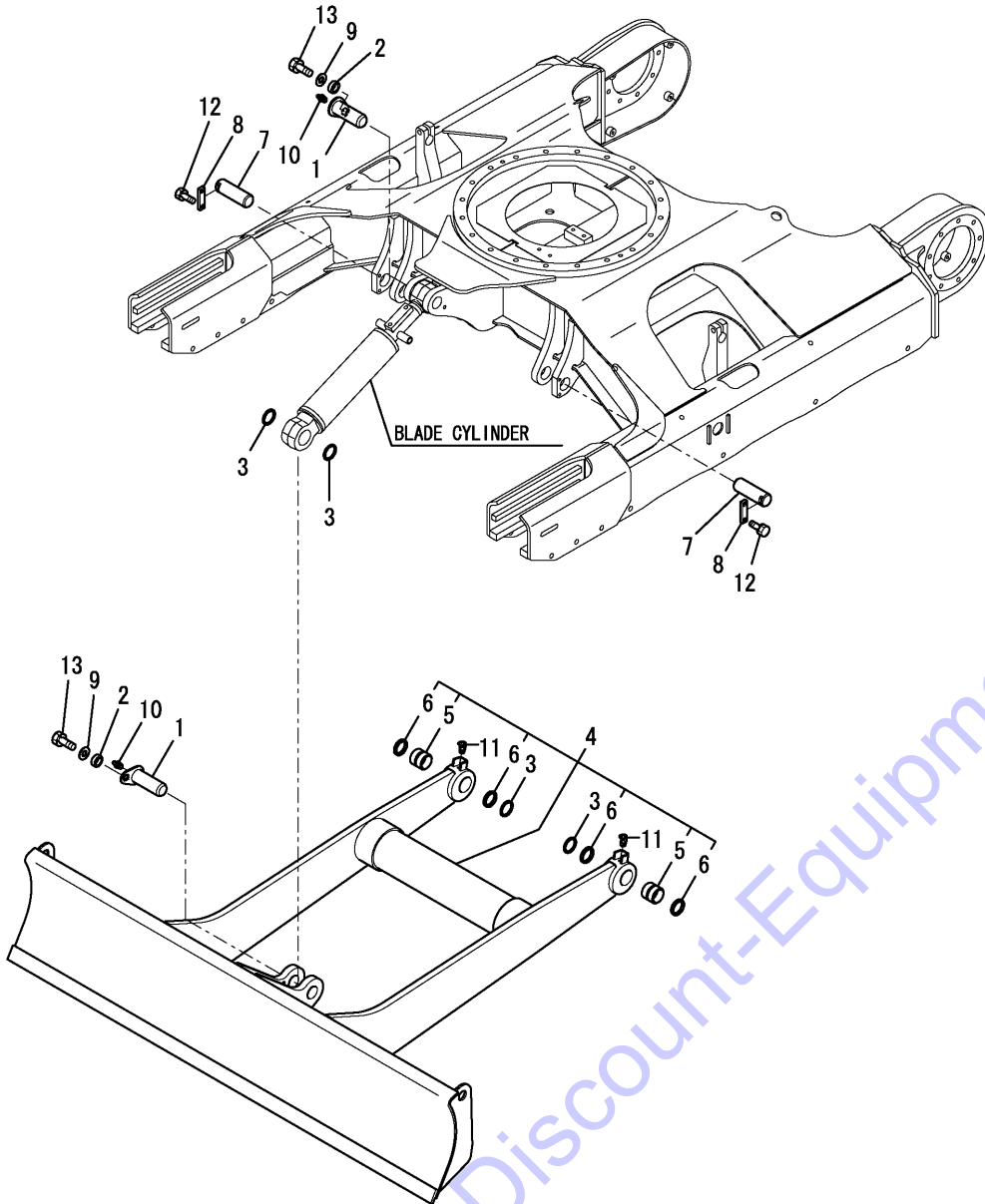
REF.	LEV.	PARTS NO.	DESCRIPTION	Q'TY						I	R	
				(A)	(B)	(C)	(D)	(E)	(F)			
1	1	172460-82101-3	BUCKET ASSY			1	1					
1-1	1	172460-82101-N	BUCKET ASSY (C=M54001) (D=M54001)			1	1					S
1A	2	172460-82240-2	BUCKET 650S(YELLOW2J)			1	1					
1A-1	2	172460-82240-N	BUCKET 650S (C=M54001) (D=M54001)			1	1					S
2	3	172460-82111-3	BUCKET ASSY			1	1					
2-1	3	172460-82111-N	BUCKET ASSY (C=M54001) (D=M54001)			1	1					S
3	3	172460-82180-3	CUTTER, SIDE			1	1					
3-1	3	172460-82180-N	CUTTER, SIDE (C=M54001) (D=M54001)			1	1					S
4	3	172460-82200-3	CUTTER, SIDE			1	1					
4-1	3	172460-82200-N	CUTTER, SIDE (C=M54001) (D=M54001)			1	1					S
5	3	172460-82220	BOLT			6	6					
6	3	172460-82230	NUT			6	6					
7	3	22217-160000	WASHER, SPRING			6	6					
8	2	772151-81611-W	TOOTH ASSY			4	4					
9	3	172448-82570	TOOTH, POINT			4	4					
10	3	172448-82960	PIN ASSY, LOCK			4	4					
11	4	172448-82580	PIN, LOCK			4	4					
12	4	172448-82590	RUBBER, PIN			4	4					
13	3	172151-81611-W	ADAPTER			4	4					
14	1	172960-81600	BUCKET PIN KIT Q			2	2	2				
15	2	172960-83170	PIN 45X271Q			2	2	2				
16	2	172176-81640	COLLAR			2	2	2				
17	2	26116-100752	BOLT			2	2	2				
18	2	26716-100002	NUT			4	4	4				
19	2	172165-82550	SHIM			2	2	2				
20	2	172165-82560	SHIM			2	2	2				
20A	1	772151-81611-W	TOOTH ASSY			4	4					1
21	2	172448-82950	TOOTH KIT, POINT			4	4					1
22	3	172448-82570	TOOTH, POINT			4	4					1
23	3	172448-82960	PIN ASSY, LOCK			4	4					1
24	4	172448-82580	PIN, LOCK			4	4					1
25	4	172448-82590	RUBBER, PIN			4	4					1
26	2	172151-81611-W	ADAPTER			4	4					1

Remarks  
(1)Spare parts.

Fig.85. BLADE

(A)=VIO45-5B(US)  
 (B)=VIO45-5B(AS)  
 (C)=VIO45-5B(NZ)

(D)=VIO45-5B(SG)  
 (E)=  
 (F)=

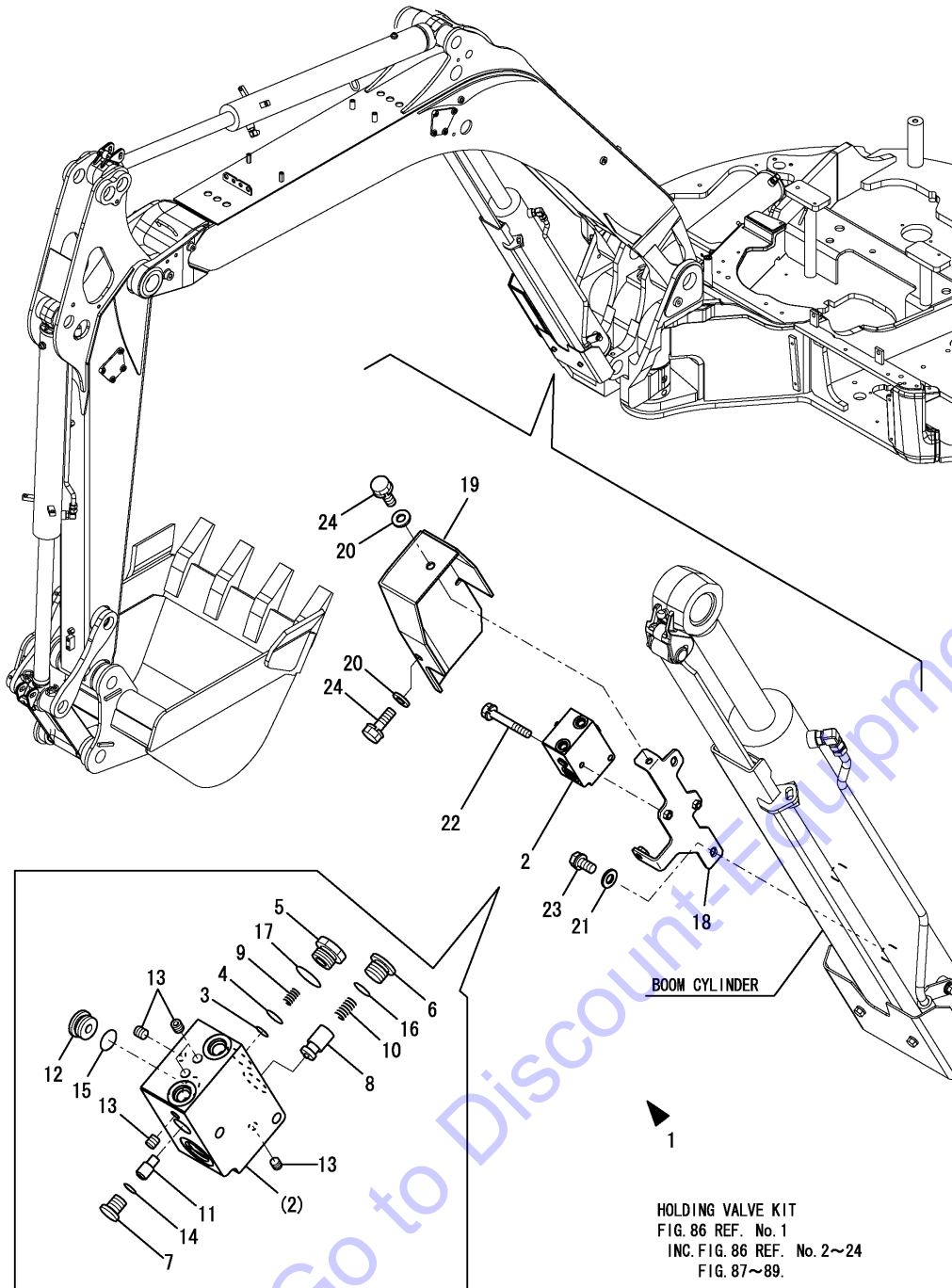


REF.	LEV.	PARTS NO.	DESCRIPTION	Q'TY						I	R
				(A)	(B)	(C)	(D)	(E)	(F)		
1	1	172164-81650-W	PIN 45X122	2	2	2	2				
2	1	172164-81670	SPACER	2	2	2	2				
3	1	172112-87840	SHIM 45X1	4	4	4	4				
4	1	172A34-94101-2	BLADE ASSY	1	1	1	1				1
5	2	172151-72670	BUSH 45 50	2	2	2	2				
6	2	172168-81410	SEAL 45X55X4, DUST	4	4	4	4				
6A	1	172437-03511	LABEL, HOOK US	2	2	2	2				2
7	1	172423-94210	PIN 45X120	2	2	2	2				
8	1	172124-94310-5	PLATE, LOCK	2	2	2	2				
9	1	22157-120000	WASHER 12	2	2	2	2				
10	1	24761-020000	NIPPLE PT1/8,GREASE	2	2	2	2				
11	1	24761-040000	NIPPLE B,GREASE	2	2	2	2				
12	1	26013-100252	BOLT W/WASHER M10X25	4	4	4	4				
13	1	26013-120302	BOLT W/WASHER M12X30	2	2	2	2				

Remarks

- (1)Please use this part with following labels at the same time. Ref.No.6A.
- (2)Labels are not illustrated.

Fig.86. HOLDING VALVE KIT(1)(OPTIONAL)



HOLDING VALVE KIT  
 FIG. 86 REF. No. 1  
 INC. FIG. 86 REF. No. 2~24  
 FIG. 87~89.

(A)=VIO45-5B(US)  
 (B)=VIO45-5B(AS)  
 (C)=VIO45-5B(NZ)

(D)=VIO45-5B(SG)  
 (E)=  
 (F)=

REF.	LEV.	PARTS NO.	DESCRIPTION	Q'TY						I	R
				(A)	(B)	(C)	(D)	(E)	(F)		
1	1	172A78-08520 (B=M/#53139)	HOLDING VALVE KIT		1						W
1-1	1	172A78-08521 (B=M53191)	HOLDING VALVE KIT		1						N
1-2	1	172A78-08521-Y (B=M54001)	HOLDING VALVE KIT		1						S
2	2	172A25-74401	HOLD VALVE,BOOM&ARM		1						
3	3	172A25-74420	O-RING		1						
4	3	172A25-74430	O-RING		1						
5	3	172A25-74440	PLUG		1						
6	3	172A25-74450	PLUG		1						
7	3	172A25-74460	PLUG		1						
8	3	172A25-74470	POPPET		1						
9	3	172A25-74480	SPRING		1						
10	3	172A25-74490	SPRING		1						
11	3	172A25-74501	PISTON		1						
12	3	172455-77140	PLUG		1						
13	3	172455-77150	PLUG		5						
14	3	24315-000100	O-RING		1						
15	3	24315-000110	O-RING		1						
16	3	24315-000140	O-RING		1						
17	3	24315-000160	O-RING		1						
18	2	172A79-77100	BRACKET ASSY,BOOM K		1						
19	2	172A79-77150-1	COVER,BOOM K (2J)		1						
19-1	2	172A79-77150-Y (B=M54001)	COVER,BOOM K		1						S
20	2	22137-100000	WASHER		2						
21	2	22137-100000	WASHER		2						
22	2	26013-080552	BOLT		2						
23	2	26013-100202	BOLT		2						
24	2	26013-100252	BOLT		2						

Fig.87. HOLDING VALVE KIT(2)(OPTIONAL)

(A)=VIO45-5B(US)

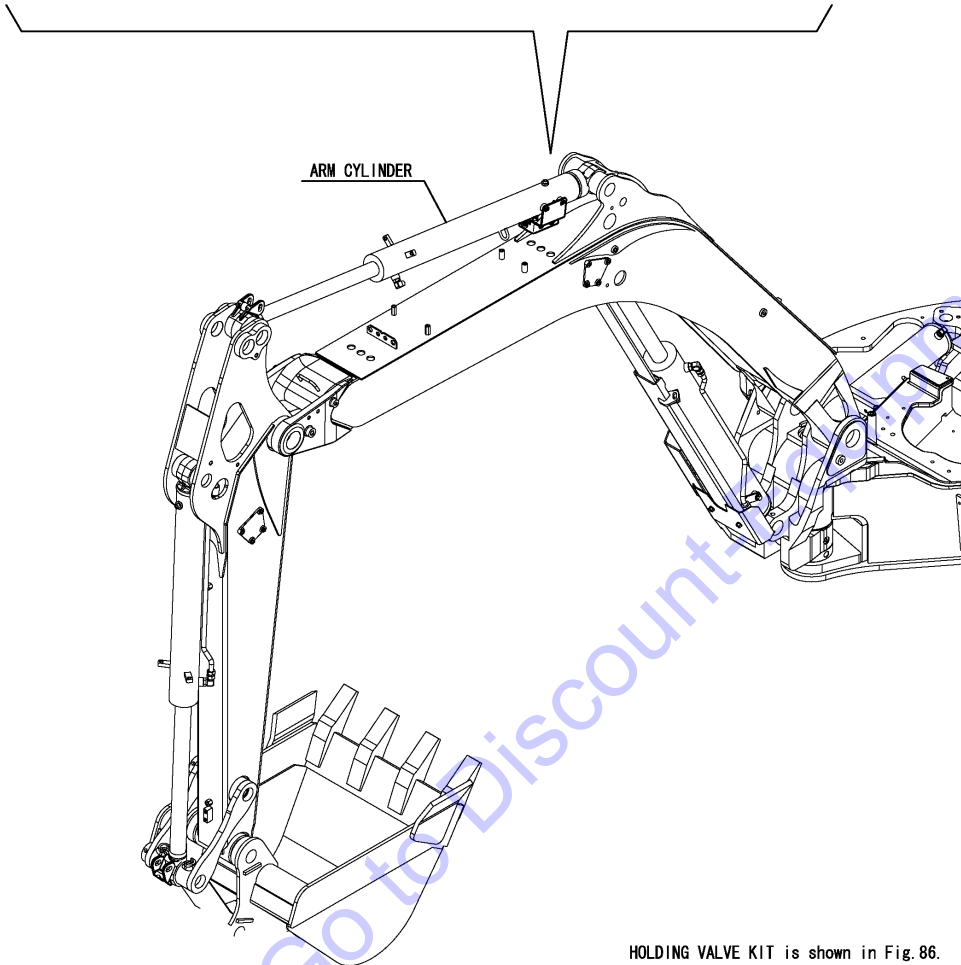
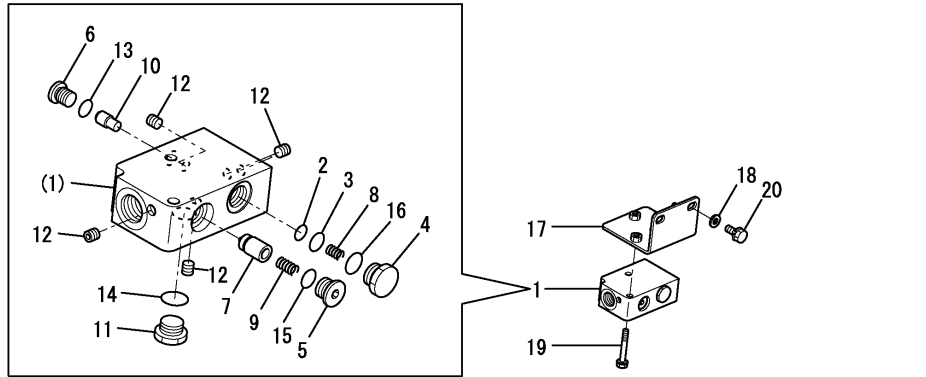
(B)=VIO45-5B(AS)

(C)=VIO45-5B(NZ)

(D)=VIO45-5B(SG)

(E)=

(F)=

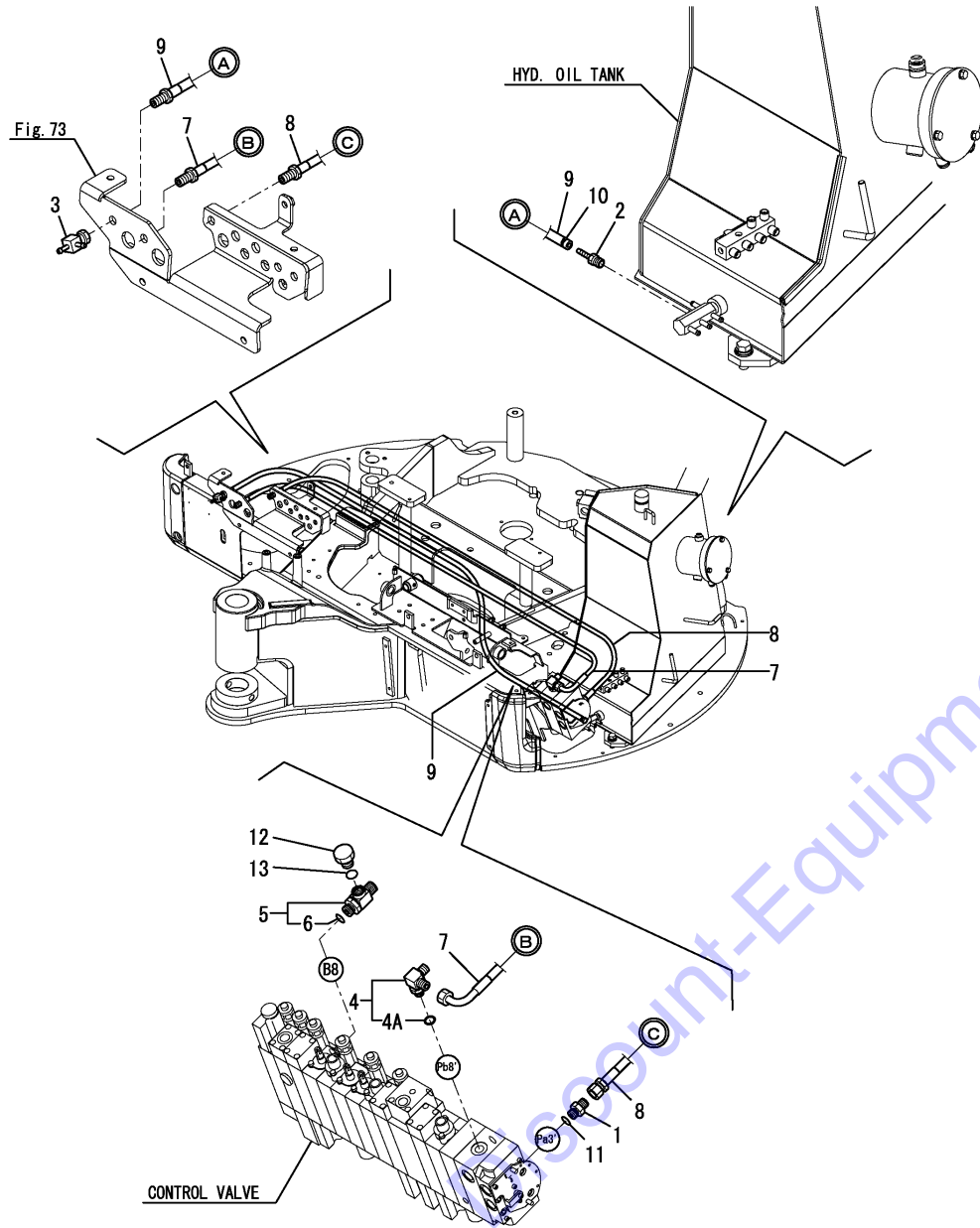


REF.	LEV.	PARTS NO.	DESCRIPTION	Q'TY						I	R	
				(A)	(B)	(C)	(D)	(E)	(F)			
1	2	172A25-74401	HOLD VALVE,BOOM&ARM		1							
2	3	172A25-74420	O-RING		1							
3	3	172A25-74430	O-RING		1							
4	3	172A25-74440	PLUG		1							
5	3	172A25-74450	PLUG		1							
6	3	172A25-74460	PLUG		1							
7	3	172A25-74470	POPPET		1							
8	3	172A25-74480	SPRING		1							
9	3	172A25-74490	SPRING		1							
10	3	172A25-74501	PISTON		1							
11	3	172455-77140	PLUG		1							
12	3	172455-77150	PLUG		5							
13	3	24315-000100	O-RING		1							
14	3	24315-000110	O-RING		1							
15	3	24315-000140	O-RING		1							
16	3	24315-000160	O-RING		1							
17	2	172A47-77200-1	BRACKET ,ARM K		1							
17-1	2	172A47-77200-N	BRACKET ,ARM K		1							S
(B=M54001)												
18	2	172458-61261	WASHER		2							
19	2	26013-080552	BOLT		2							
20	2	26013-100202	BOLT		2							

HOLDING VALVE KIT is shown in Fig. 86.

N:Old  $\xrightarrow{\text{Yes}}$  New, Q:Old  $\xrightarrow{\text{No}}$  New, R:Old  $\xrightarrow{\text{Yes}}$  New, S:Old  $\xrightarrow{\text{No}}$  New, W:Add, Z:Discontinued, F:Interchangeable by set, K:Q'ty Change

Fig.88. HOLDING VALVE KIT(3)(OPTIONAL)



OCS10-G51801 88. HOLDING VALVE KIT(3)(OPTIONAL)

(A)=VIO45-5B(US)  
 (B)=VIO45-5B(AS)  
 (C)=VIO45-5B(NZ)

(D)=VIO45-5B(SG)  
 (E)=  
 (F)=

REF.	LEV.	PARTS NO.	DESCRIPTION	Q'TY						I	R	
				(A)	(B)	(C)	(D)	(E)	(F)			
1	2	172123-76121	JOINT PF1/4		1							
2	2	172141-76220	NIPPLE		1							
3	2	172A47-76320	NIPPLE FEMALE G1/4		1							
4	2	172491-76330	ADJUSTABLE ELBOW 1/4		1							
4A	3	24315-000110 (B=M53001)	O-RING 1B P-11.0		1							W
5	2	172460-76700 (B=M53001)	CONNECTOR		1							Z
6	3	24315-000140 (B=M53001)	O-RING 1B P-14.0		1							Z
7	2	172A47-78770	HOSE		1							
8	2	172A47-78780	HOSE		1							
9	2	172A47-78790	HOSE		1							
10	2	23000-013000	CLAMP 13		1							
11	2	41851-000110	PACKING, 11.0		1							
12	2	172165-76590 (B=M53001)	PLUG PF1/4		1							Z
13	2	41851-000110 (B=M53001)	PACKING, 11.0		1							Z

HOLDING VALVE KIT is shown in Fig. 86.

Fig.89. HOLDING VALVE KIT(4)(OPTIONAL)

(A)=VIO45-5B(US)

(B)=VIO45-5B(AS)

(C)=VIO45-5B(NZ)

(D)=VIO45-5B(SG)

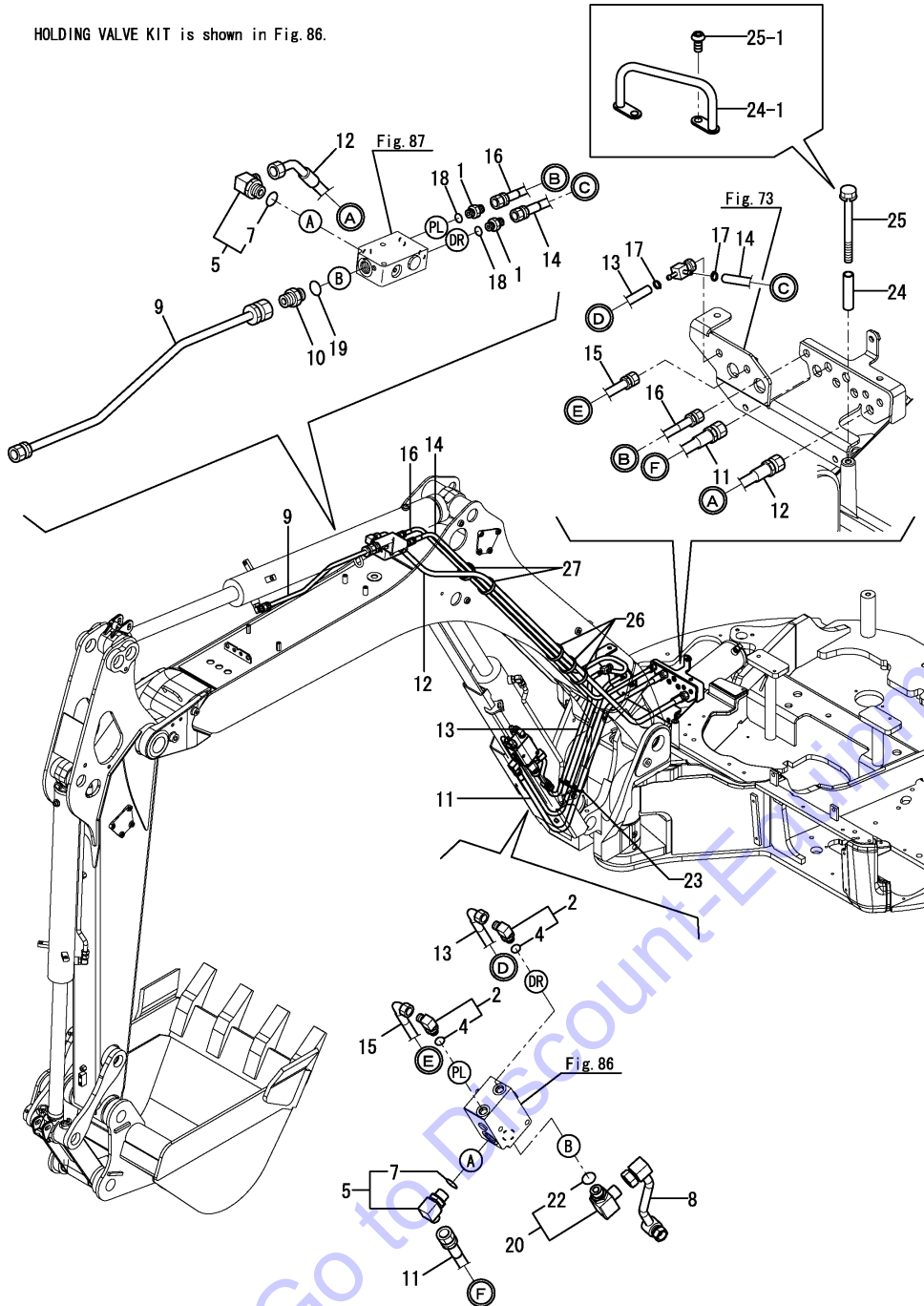
(E)=

(F)=

Q'TY

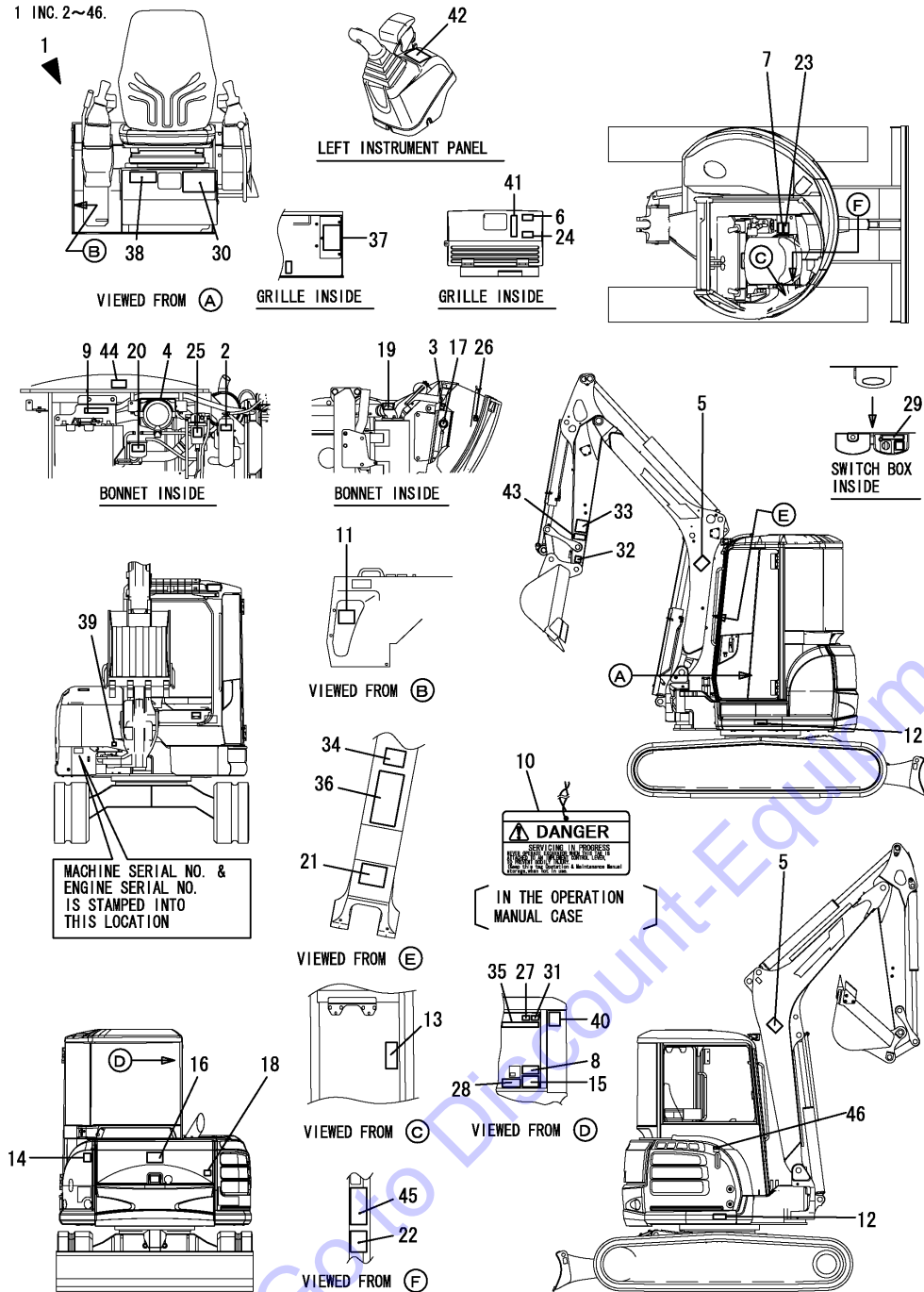
(A) (B) (C) (D) (E) (F) I R

HOLDING VALVE KIT is shown in Fig. 86.



REF.	LEV.	PARTS NO.	DESCRIPTION	(A)	(B)	(C)	(D)	(E)	(F)	I	R
1	2	172123-76121	ADAPTER		2						
2	2	172141-76181	CONNECTOR ASSY		2						
4	3	41851-000110	O-RING		2						
5	2	172157-76300	ELBOW ASSY		2						
7	3	24315-000180	O-RING		2						
8	2	172A79-77120-1	TUBE ASSY, BOOM (2J)		1						
8-1	2	172A79-77120-Y (B=M54001)	TUBE ASSY, BOOM		1						S
9	2	172A47-77221-2	TUBE ASSY, ARM K		1						
9-1	2	172A47-77221-Y (B=M54001)	TUBE ASSY, ARM K		1						S
10	2	172112-77361	CONNECTOR		1						
11	2	172A47-78381	HOSE H206BB150W		1						
11-1	2	172A47-78382 (B=M53191)	HOSE H206BB155W		1						N
12	2	172A47-78391	HOSE H206BE260K		1						
12-1	2	172A47-78392 (B=M53191)	HOSE H206BE260K		1						N
13	2	172A47-78430	HOSE		1						
13-1	2	172A47-78431 (B=M53191)	HOSE G804CY166K		1						N
14	2	172A47-78440	HOSE G804BY263K		1						
14-1	2	172A47-78441 (B=M53191)	HOSE G804BY263K		1						N
15	2	172A47-78480	HOSE		1						
15-1	2	172A47-78481 (B=M53191)	HOSE H204BC163K		1						N
16	2	172A47-78490	HOSE H204BB260K		1						
16-1	2	172A47-78491 (B=M53191)	HOSE H204BB260K		1						N
17	2	23000-013000	CLAMP, HOSE		2						
18	2	41851-000110	O-RING		2						
19	2	41851-000180	O-RING		1						
20	2	172141-76900	CONNECTOR ASSY		1						
22	3	24315-000180	O-RING		1						
23	2	172122-79930	CLAMP, HOSE		1						
24	2	172A47-79160	COLLAR, PTO		2						
24-1	2	172A47-79170 (B=M53191)	GUIDE ASSY, HOSE		1						S
25	2	26013-101002	BOLT		2						
25-1	2	172455-61720 (B=M53191)	BOLT		2						S
26	2	172122-79890 (B=M53001)	CLAMP, HOSE		3						W
27	2	172122-79930 (B=M53001)	CLAMP, HOSE		2						W

Fig.90. LABEL(FRENCH FOR CANADA)



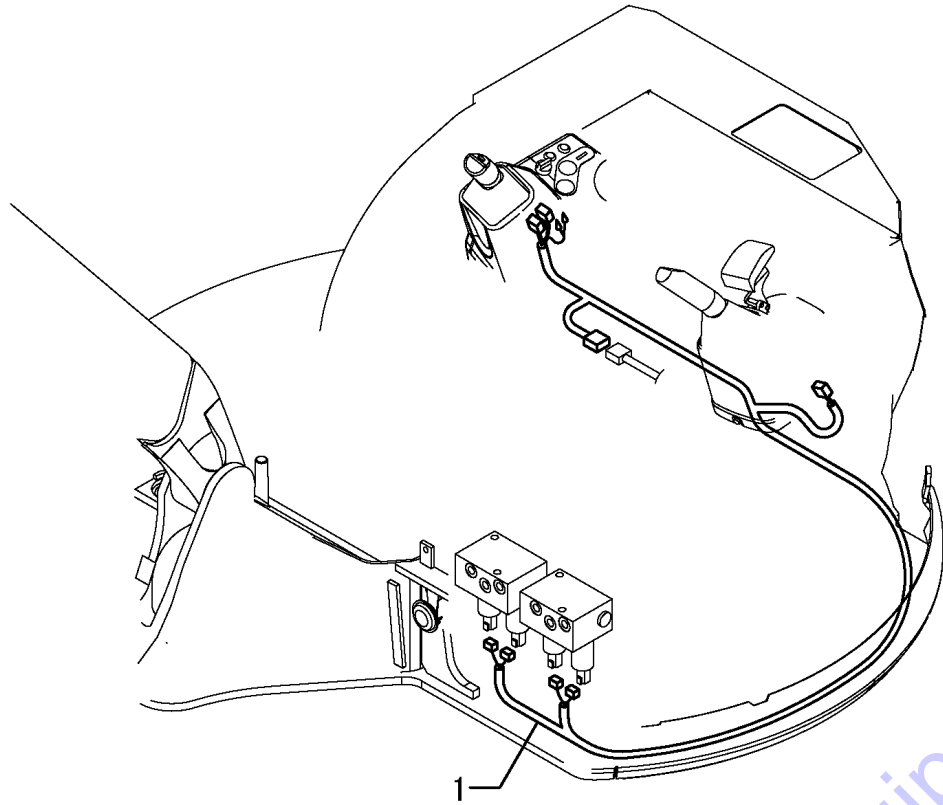
(A)=VIO45-5B(US)  
(B)=VIO45-5B(AS)  
(C)=VIO45-5B(NZ)

(D)=VIO45-5B(SG)  
(E)=  
(F)=

REF.	LEV.	PARTS NO.	DESCRIPTION	QTY						I	R
				(A)	(B)	(C)	(D)	(E)	(F)		
1	1	172A78-03020 (A=M/#53106)	CA LABELKIT,VIO45-5B	1							W
2	2	172A37-03150	LABEL,SUB-TANK CA		1						
3	2	172A37-03160	LABEL,ANTI-FREEZE CA		1						
4	2	172A37-03180	LABEL J, AIR CLEANER		1						
5	2	172A37-03200	LABEL,BOOM CA		2						
6	2	172A37-03220	LABEL,ADJUST CRAWLER		1						
7	2	172A37-03231	LABEL,MANUAL CA.		1						
8	2	172A37-03241	LABEL,SLOPE CA.		1						
9	2	172A37-03250	LABEL,RESERVOIR CA		1						
10	2	172469-03261	TAG,SERVICING ASSY		1						
11	2	172A37-03271	LABEL,TRANSPORT CA.		1						
12	2	172A37-03280	LABEL,GREASE CYL CA		2						
13	2	172478-03290	LABEL,F/W LOWER		1						
14	2	172A37-03290	LABEL,BATTERY CA		1						
15	2	172A37-03300	LABEL,NEWTRAL CA		1						
16	2	172A37-03310	LABEL,SWING AREA CA		1						
17	2	172469-03320	LABEL,RADIATOR CAP		1						
18	2	172A37-03330	LABEL,ENGINE COVER		1						
19	2	172A37-03350	LABEL,SILENCER CA		1						
20	2	172469-03360	LABEL,OIL		1						
21	2	172A37-03360	LABEL,STERRING CA		1						
22	2	172A37-03370	LABEL,ROPS CA		1						
23	2	172A37-03400	LABEL,LEVER LOCK CA		1						
24	2	172467-03411	LABEL,GREASING CA		1						
25	2	172A07-03410	LABEL,WATER DRAIN		1						
26	2	172A37-03410	LABEL,RADIATOR CA		1						
27	2	172A37-03420	LABEL,WINDOW CA		1						
28	2	172A37-03430	LABEL,2 WAY CA		1						
29	2	172469-03480	LABEL,SWITCH		1						
30	2	172A37-03500	LABEL,SUPPORT CA		2						
31	2	172A37-03520	LABEL,PIN CA		1						
32	2	172A37-03530	LABEL,FINGER CA		1						
33	2	172469-03540	LABEL,OPERATION PIN		1						
34	2	172A37-03540	LABEL,SAND CA		1						
35	2	172469-03550	LABEL,OP HITCH		1						
36	2	172A37-03550	LABEL,WARNING HITCH		1						
37	2	172A47-03601	LABEL,FUSE CA		1						
38	2	172A78-03600	LABEL SPEC CA		1						
38-1	2	172A78-03601 (A=M/#53106)	LABEL SPEC CA		1						N
39	2	172A47-03610	LABEL, GREASE CA		1						
40	2	172A47-03632	LABEL,LIFT Q CA		1						
41	2	172A47-03640	LABEL,OIL & WATER CA		1						
42	2	172A47-03651	LABEL,PTO CA		1						
43	2	172A37-03680	LABEL,LOCK PIN CA		1						
44	2	172A37-03710	LABEL,ENGROOM CA		1						
45	2	172A37-03720	LABEL,SEAT BELT CA		1						
46	2	129942-07760	LABEL, FUEL OIL NOTI		1						
46-1	2	129942-07761 (A=MZZZZZ)	LABEL, FUEL OIL CAUT		1						N



Fig.94. P.T.O.(PPC)(ELECTRIC PART)



P.T.O. PPC KIT is shown in Fig.97.

OCS10-G51801 94. P.T.O.(PPC)(ELECTRIC PART)

(A)=VIO45-5B(US)  
 (B)=VIO45-5B(AS)  
 (C)=VIO45-5B(NZ)

(D)=VIO45-5B(SG)  
 (E)=  
 (F)=

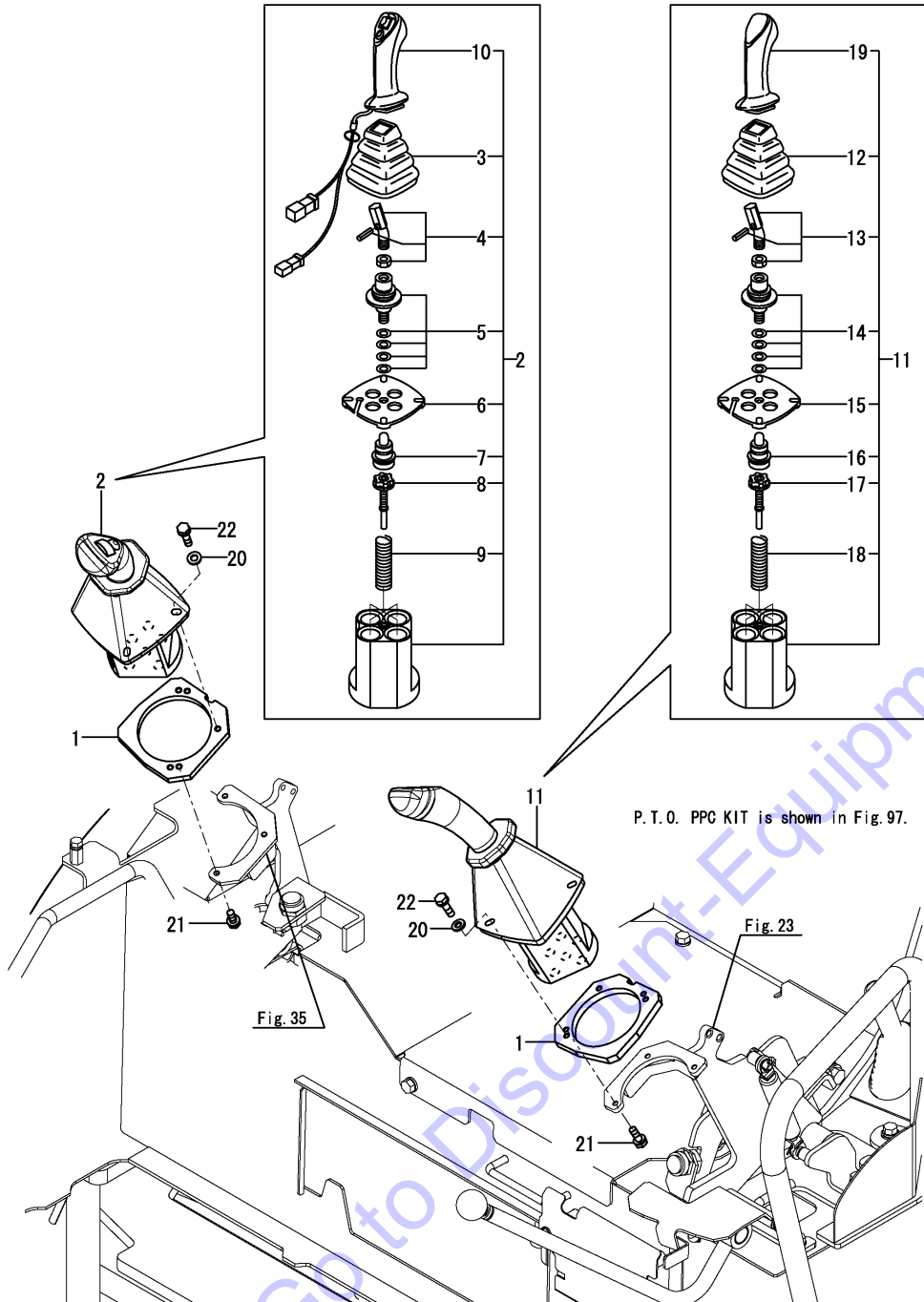
REF.	LEV.	PARTS NO.	DESCRIPTION	Q'TY						I	R
				(A)	(B)	(C)	(D)	(E)	(F)		
1	1	172A79-16660	HARNESS,KR	1	1						

Go to Discount-Equipment.com to order your Parts

Fig.95. P.T.O.(PPC)(REMOTE CONTROL VALVE)

(A)=VIO45-5B(US)  
 (B)=VIO45-5B(AS)  
 (C)=VIO45-5B(NZ)

(D)=VIO45-5B(SG)  
 (E)=  
 (F)=



REF.	LEV.	PARTS NO.	DESCRIPTION	Q'TY						I	R
				(A)	(B)	(C)	(D)	(E)	(F)		
1	1	172A78-64510	SPACER, VALVE		2	2					
2	1	172A69-74850	VALVE ASSY,R		1	1					
3	2	172441-74030	BELLOWS		1	1					
4	2	172441-74040	COMMAND KIT		1	1					
5	2	172463-74530	CARDAN KIT		1	1					
6	2	172463-74540	RETAINING PLATE		1	1					
7	2	172463-74551	PLUNGER KIT		1	1					
8	2	172463-74561	REGULATION KIT		4	4					
9	2	172463-74570	SPRING KIT		1	1					
10	2	172A69-74860	HANDLE ASSY		1	1					
11	1	172A69-74900	VALVE ASSY,L		1	1					
12	2	172441-74030	BELLOWS		1	1					
13	2	172441-74040	COMMAND KIT		1	1					
14	2	172463-74530	CARDAN KIT		1	1					
15	2	172463-74540	RETAINING PLATE		1	1					
16	2	172463-74551	PLUNGER KIT		1	1					
17	2	172463-74561	REGULATION KIT		4	4					
18	2	172463-74570	SPRING KIT		1	1					
19	2	172A69-74910	HANDLE		1	1					
20	1	22137-060000	WASHER 6, POLISHED		6	6					
21	1	26013-060162	BOLT M 6X 16		4	4					
22	1	26013-060202	BOLT M 6X 20		6	6					

Fig.96. P.T.O.(PPC)(HYD.OIL PIPING : FRAME END)

(A)=VIO45-5B(US)

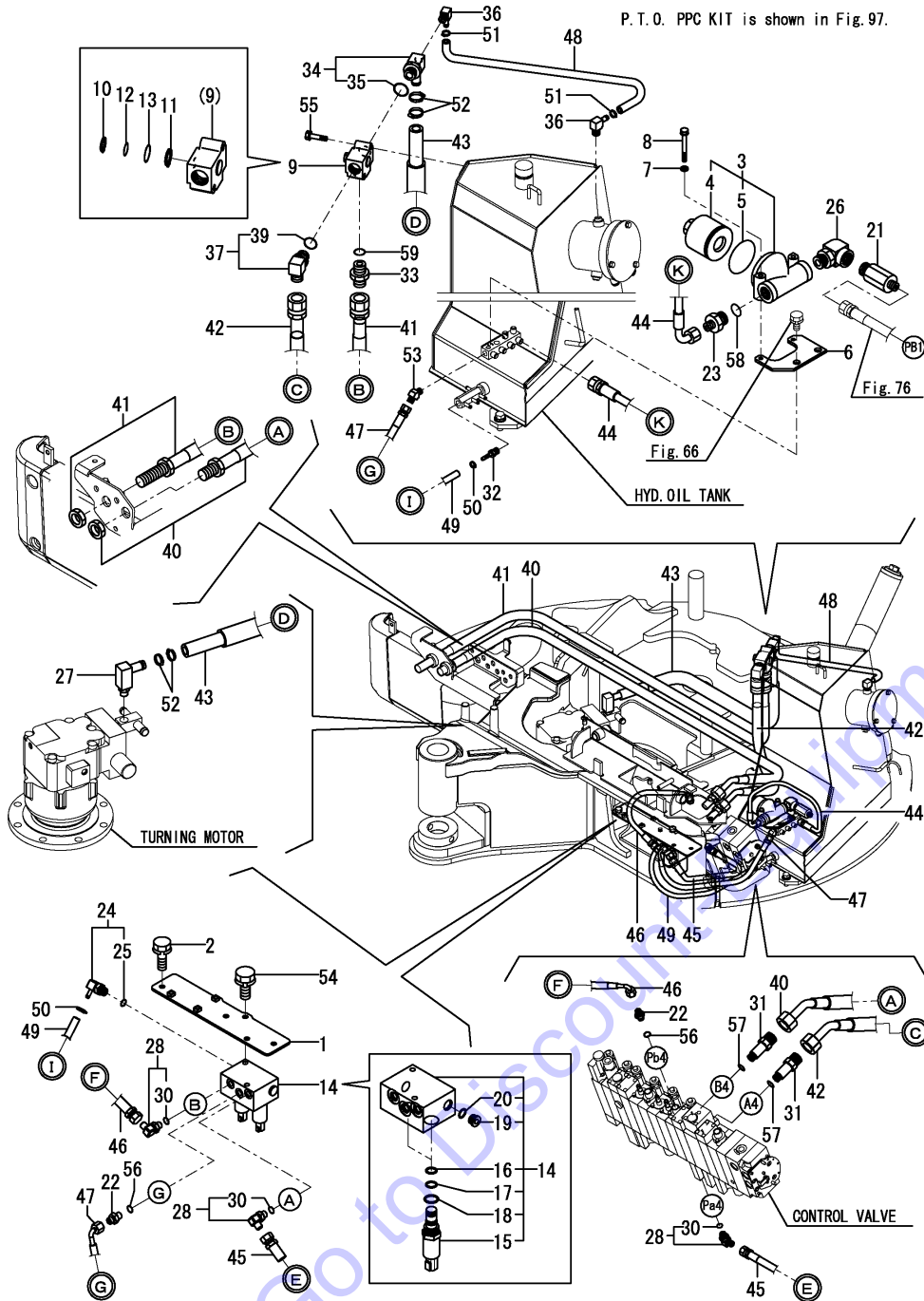
(B)=VIO45-5B(AS)

(C)=VIO45-5B(NZ)

(D)=VIO45-5B(SG)

(E)=

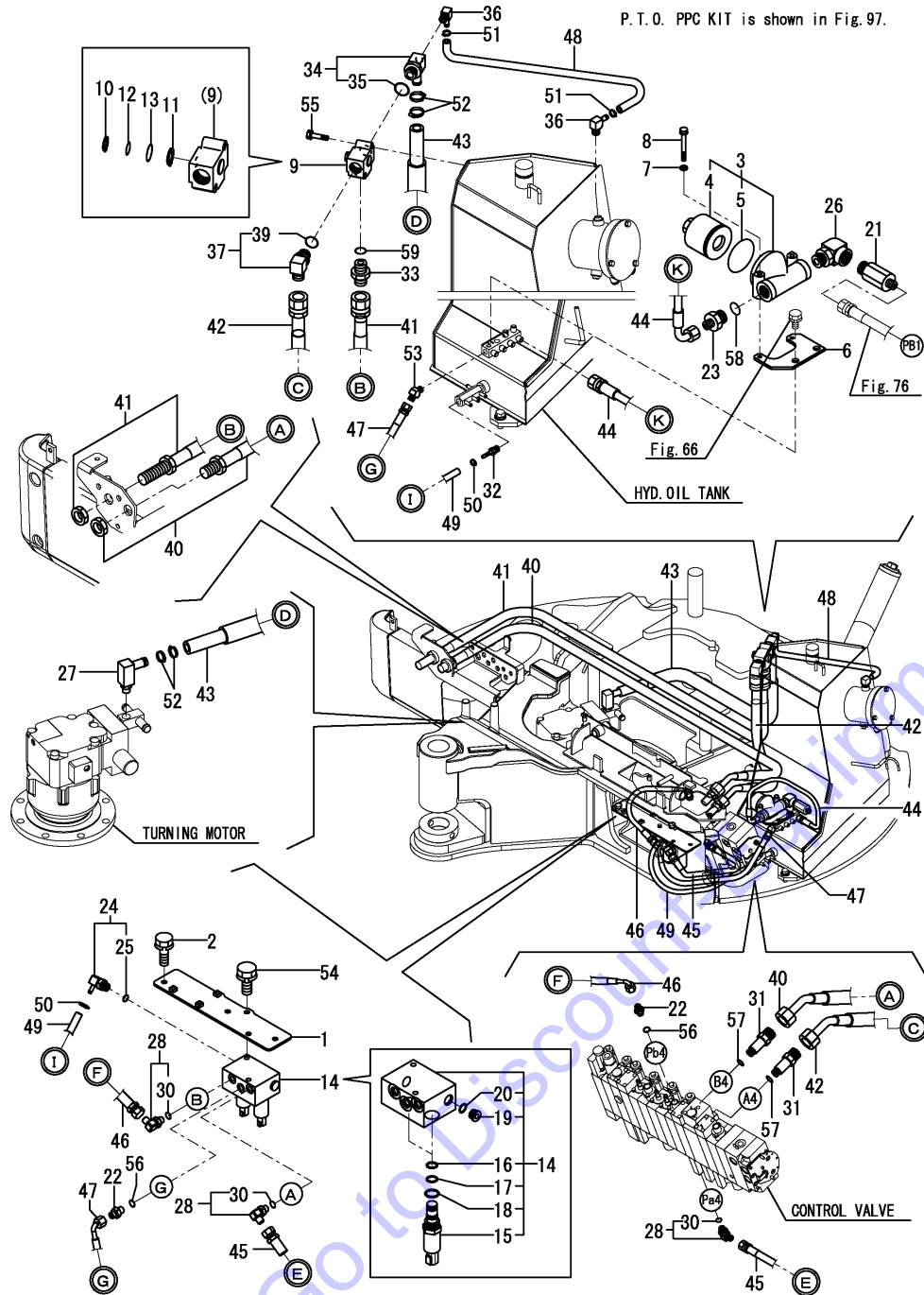
(F)=



REF.	LEV.	PARTS NO.	DESCRIPTION	Q'TY						I	R
				(A)	(B)	(C)	(D)	(E)	(F)		
1	1	172A47-71300	BRACKET ASSY	1	1						
2	1	26013-100252	BOLT W/WASHER M10X25	3	3						
3	1	172837-73700	LINE FILTER	1	1						
4	2	172837-73730	FILTER ELEMENT	1	1						
5	2	172837-73740	O RING	1	1						
6	1	172837-73710	BRACKET, FILTER	1	1						
7	1	22137-060000	WASHER 6, POLISHED	2	2						
8	1	26013-060552	BOLT, 6 X 55	2	2						
9	1	172A47-74120	VALVE ASSY, SELECOR	1	1						
9-1	1	172A47-74121	VALVE ASSY, SELECOR (B=MZZZZZ) (C=MZZZZZ)	1	1						N
10	2	22242-000210	CIRCLIP 21	1	1						
11	2	22242-000250	CIRCLIP 25S	1	1						
12	2	24315-000210	O-RING 1B P 21	1	1						
13	2	24315-000250	O-RING 1B P-25.0	1	1						
14	1	172837-74130	VALVE ASSY, G	1	1						
15	2	172837-74140	VALVE ASSY	2	2						
16	2	172837-74150	O-RING	2	2						
17	2	172837-74160	O-RING	2	2						
18	2	172837-74170	O-RING	2	2						
19	2	172142-74670	PLUG, 3/8	1	1						
20	2	24315-000140	O-RING 1B P-14.0	1	1						
21	1	172157-76110	CONNECTOR 1/4X1/2	1	1						
22	1	172123-76121	JOINT PF1/4	2	2						
23	1	172423-76120	CONNECTOR	1	1						
24	1	172A47-76120	ELBOW NIPPLE 90G3/8	1	1						
25	2	24315-000140	O-RING 1B P-14.0	1	1						
26	1	172837-76150	CONNECTOR R1/2-42	1	1						
27	1	172455-76160	ELBOW 90 1/2	1	1						
28	1	172141-76181	CONNECTOR ASSY, 02FF	3	3						
30	2	41851-000110	PACKING, 11.0	3	3						
31	1	172422-76191	CONNECTOR PF3/8-3/4	2	2						
32	1	172141-76220	NIPPLE	1	1						
33	1	172142-76240	JOINT PF3/4	1	1						
34	1	172A47-76250	ELBOW NIPPLE 90G3/8	1	1						
35	2	41851-000240	PACKING, 24.0	1	1						
36	1	172168-76370	ELBOW	2	2						
37	1	172165-76380	CONNECTOR PF3/4M CMP	1	1						
39	2	24315-000240	O-RING 1B P-24.0	1	1						
40	1	172A47-78190	HOSE	1	1						
41	1	172A47-78240	HOSE	1	1						
42	1	172A47-78250	HOSE	1	1						
43	1	172A47-78420	HOSE	1	1						
44	1	172837-78440	HOSE F403BC040	1	1						
45	1	172A47-78660	HOSE	1	1						
46	1	172A47-78670	HOSE	1	1						
47	1	172A47-78680	HOSE	1	1						
48	1	172A47-78700	HOSE	1	1						
49	1	172A47-78760	HOSE	1	1						
50	1	23000-013000	CLAMP 13	2	2						
51	1	23001-016000	HOSE CLAMP 16	2	2						

N:Old  $\frac{Yes}{No}$  New, Q:Old  $\frac{No}{Yes}$  New, R:Old  $\frac{Yes}{Yes}$  New, S:Old  $\frac{No}{No}$  New, W:Add, Z:Discontinued, F:Interchangeable by set, K:Q'ty Change  
 ++ CONTINUE ++  
 (C)Copyrights YANMAR CO.,LTD.

Fig.96. P.T.O.(PPC)(HYD.OIL PIPING : FRAME END)



(A)=VIO45-5B(US)  
 (B)=VIO45-5B(AS)  
 (C)=VIO45-5B(NZ)

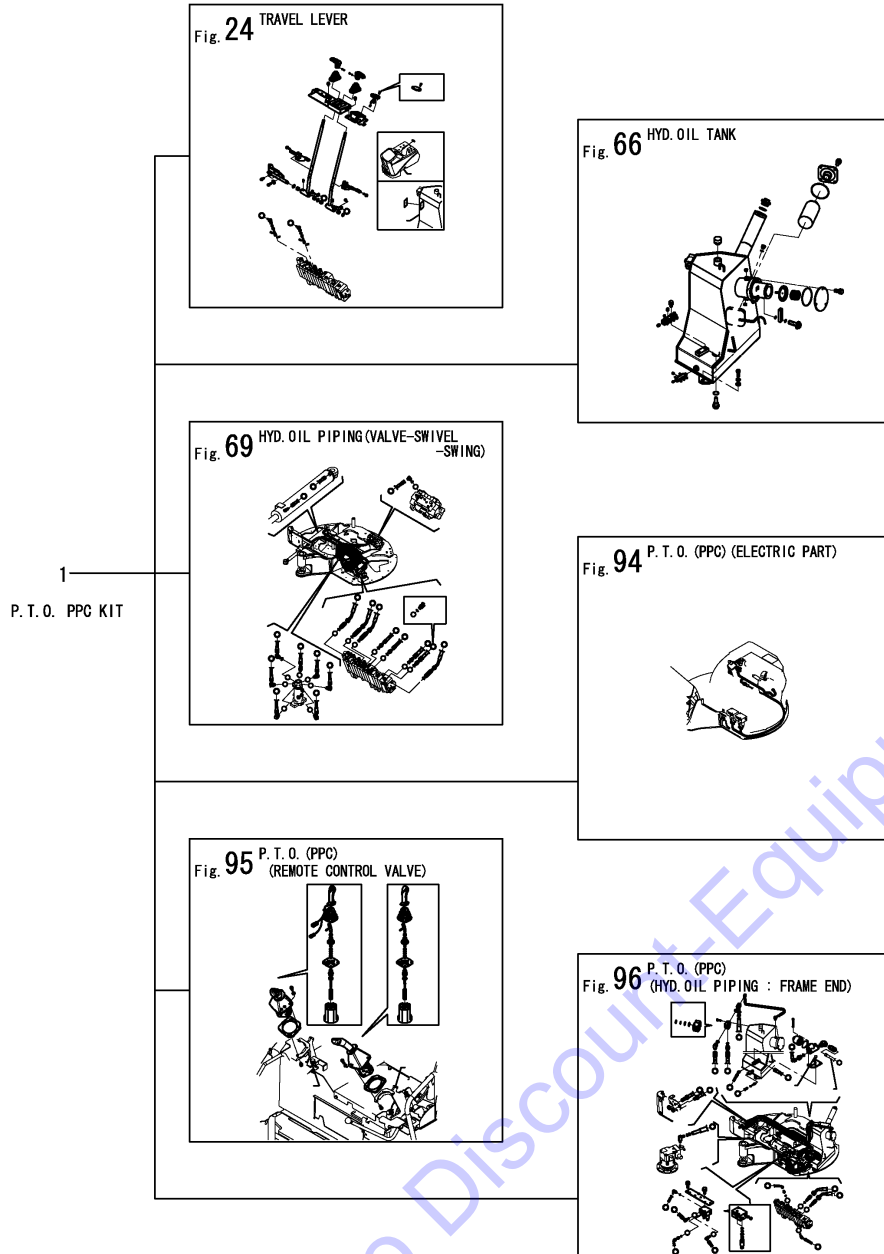
(D)=VIO45-5B(SG)  
 (E)=  
 (F)=

REF.	LEV.	PARTS NO.	DESCRIPTION	Q'TY						I	R
				(A)	(B)	(C)	(D)	(E)	(F)		
52	1	23001-025000	HOSE CLAMP 25		4	4					
53	1	23394-020000	JOINT 45RG1/4		1	1					
54	1	26013-100202	BOLT W/WASHER M10X20		2	2					
55	1	26013-100502	BOLT M10X 50		2	2					
56	1	41851-000110	PACKING, 11.0		2	2					
57	1	41851-000140	O RING P 14.0 HNBR		2	2					
58	1	41851-000180	O RING		1	1					
59	1	41851-000240	PACKING, 24.0		1	1					

Fig.97. P.T.O.(PPC)KIT(OPTIONAL)

(A)=VIO45-5B(US)  
 (B)=VIO45-5B(AS)  
 (C)=VIO45-5B(NZ)

(D)=VIO45-5B(SG)  
 (E)=  
 (F)=



REF.	LEV.	PARTS NO.	DESCRIPTION	Q'TY						I	R	
				(A)	(B)	(C)	(D)	(E)	(F)			
1	1	172A79-08810 (B=M53001)	PTO PPC KIT (C=M53001)	1	1						W	1

Remarks  
 (1)Refer to each figure, showing details of kit parts.

## Part Number Index

All parts are stipulated in the order of part numbers.

(Depending on the area in which the part is used.)

This index will display the location of the part according to each part number.

Go to [Discount-Equipment.com](http://Discount-Equipment.com) to order your parts

## PARTS No. INDEX

PARTS No.	Fig.	Ref.No.
105340-55040	8	10
114110-07761	1	64
	2	61
	3	33
	36	35 A
119247-77100	11	4
	12	9
119650-77910	11	6
		39
119650-77911	11	6 -1
		39 -1
119802-55710	8	38
119802-77200	11	5
119808-12540	4	7
119866-12530	4	6
120147-44810	16	16
121250-49121	7	69
121256-44600	7	36
121450-44531	7	31
121470-44581	7	33
124450-44550	7	35
124450-44560	7	32
124766-59050	7	39
	8	41
124970-77920	11	42
129004-12520	4	5
129100-55690	8	37
129107-44590	7	2
129211-77920	11	9
129400-13201	4	18
129612-52100	8	35
129942-07760	90	46
129942-07761	90	46 -1
171064-44510	7	29
171064-44520	7	30
172020-10620	81	3
	82	5
172112-77361	89	10
172112-83500	82	7
	83	34
172112-86250	83	35
172112-87840	85	3
172113-12522	5	6
172116-75850-B	66	17
172116-76381	69	10
	115	13
172117-53320	8	54
172117-83970-7	81	42
172119-35011-1	20	2
172119-35012	20	2 -1

PARTS No.	Fig.	Ref.No.
172122-17190	30	36
	35	58 -1
		63 -1
172122-37710-4	20	17
172122-37752	20	18
172122-37782	20	19
172122-37810	20	20
172122-37820	20	21
172122-37844	20	22
172122-46590	24	16
	26	26
172122-55061	7	58
	8	51
172122-57620	29	11
172122-70350	42	6
	93	6
172122-70410	49	5
172122-70460	49	6
172122-73430	49	30
172122-73470	49	10
172122-73480	42	44
		45
	93	43
		44
172122-79890	73	18
	89	26
172122-79930	75	19
	77	9
		20
	78	11
	89	23
		27
	116	14
	118	13
172123-76121	13	8
	68	3
	70	6
	71	14
		14 -1
	76	1
	77	1
		2
	78	1
	80	4
	88	1
	89	1
	96	22
	114	11
	115	2
	116	1

PARTS No.	Fig.	Ref.No.
172123-76121	118	1
	119	1
172124-13411	7	27
172124-17640	15	6
	100	8
	101	9
172124-37120	20	8
172124-46200	23	6
	24	15
	26	12
	82	22
172124-65450	36	19
172124-65480	36	36
172124-70010	49	14
172124-70030	49	15
172124-70051	49	16
172124-76160	69	4
	72	4
	115	4
172124-94310-5	85	8
172125-03951	1	37
	2	33
	3	32
	4	7 A
172125-81280	82	2
172126-11510	7	12
	9	7
	10	33
	15	1
		13
	18	55
	100	1
	101	1
172126-16540	14	14
	40	25
172137-12270	5	5
172137-16560	8	56
	12	12
		14
172137-46042	6	13
	17	13
	43	41
	44	55
	45	32
172137-46210	11	22
172137-62970	81	58
172137-66230	31	3
172137-69850	34	29
172137-73860	51	5
172137-76100	102	8

PARTS No.	Fig.	Ref.No.
172141-14260	8	7
172141-14610	7	41
172141-41340	5	13
	24	4
172141-41360	26	5
	27	3
	35	5
172141-41370	23	4
	24	6
		9
	28	3
	103	3
172141-50890	29	25
172141-70110	49	19
172141-72190	45	10
172141-72580	48	2
172141-73770	66	5
172141-76181	13	9
	46	27
	69	5
	70	3
	71	16
		16 -1
	75	3
	76	10
	77	3
		24
	78	12
	89	2
	96	28
	102	13
	114	13
	115	6
	119	2
172141-76220	70	7
	71	20
	88	2
	96	32
	102	15
	113	1
	114	16
172141-76900	44	40
	89	20
172141-84601	82	53
172142-45870	26	11
172142-73800	51	7
172142-74670	71	10
	96	19
172142-76181	43	31
	44	38

## PARTS No. INDEX

PARTS No.	Fig.	Ref.No.
172142-76181	45	29
	68	8
	69	9
	72	6
	112	4
172142-76240	71	21
	96	33
	114	17
172142-76940-2	74	29
172142-76940-Y	74	29 -1
172146-45691	24	12
172146-72270	44	13
172146-73730	66	6
172146-82910	74	21
172147-13150	74	17
172147-13151	74	17 -1
172147-70020	49	35
172147-70070	49	17
172147-70111	49	20
172147-70120	49	21
172147-70210	49	22
172147-70220	49	66
172147-70361	49	2
172147-70371	49	3
172147-70390	49	4
172147-70500	49	7
		78
172147-70540	49	9
172147-76271	67	1
172147-82140	81	10
172148-70301	42	36
	49	43 -1
	93	36
172148-70340	49	67
172148-72050	45	9
172148-73870	51	9
172149-66550	41	2
172151-71591	47	9
172151-71881	47	12
172151-72240	43	12
172151-72270	43	15
172151-72290	43	18
172151-72540	44	28
	45	15
	47	10
172151-72580	44	36
	47	24
172151-72591	44	18
		22
172151-72670	45	22

PARTS No.	Fig.	Ref.No.
172151-72670	47	3
		6
	85	5
172151-72870	46	21
	47	19
172151-76990-2	74	25
172151-76990-Y	74	25 -1
172151-81611-W	84	13
		26
172155-57610	17	1
172156-03740	1	36
	2	32
	29	9 D
172157-58830	111	5
172157-76110	96	21
172157-76300	89	5
172162-13170	6	6
172162-13190	6	7
172162-13200	6	9
172162-14200	8	3
172162-18040	18	2
172162-46210	26	13
172162-46690	23	12
172162-61500	30	31
172162-64320	66	2
172162-65650	35	46
172162-65660	7	18
172162-69050	37	21
172162-69470	91	22
172162-69480	91	23
172162-69490	91	24
172162-69500	91	25
172162-69510	91	26
172162-69520	91	27
172162-69542	91	29
172162-76131	69	3
	115	3
172162-76181	119	4
172162-76320	119	7
172164-16370	9	10
172164-19310	17	11
172164-37351	20	44 -1
172164-45970	25	1
172164-62430	46	31
172164-62431	34	16 -1
	46	31 -1
172164-65710	7	46
	35	11
	37	3
172164-66170	30	10

PARTS No.	Fig.	Ref.No.
172164-66170	36	10
	91	6
172164-76330	78	18
	118	5
172164-76650	74	5
172164-81650-W	85	1
172164-81670	81	6
	82	9
	85	2
172165-12140	5	2
172165-13242	6	10
172165-13270	6	11
172165-18601	17	10
172165-18630	17	8
172165-18670	17	9
172165-18770	15	8
	100	15
	101	16
172165-45490	28	1
	103	1
172165-45970	22	3
172165-47550	23	14
172165-69190	37	22
172165-71200	42	3
	93	3
172165-72310	46	18
172165-72320	45	18
172165-76380	71	25
	96	37
	114	22
172165-76590	66	31
	67	13
	88	12
172165-76860	42	56
	93	55
172165-81710	81	30
172165-81770	81	31
172165-82520	81	13
		37
	82	10
172165-82530	81	14
		38
	82	12
172165-82550	82	14
	83	24
	84	19
172165-82560	82	15
	83	25
	84	20
172165-82570	82	16

PARTS No.	Fig.	Ref.No.
172165-82570	83	27
172165-82580	81	39
172165-82590	81	40
172165-82600	81	41
172168-71101-4	42	1
	93	1
172168-76162	67	2
	73	2
	115	5
172168-76370	71	24
	96	36
	114	21
172168-81410	45	20
		24
	47	4
		7
	82	8
	83	36
	85	6
172171-81270	82	23
172173-74280	52	6
	55	9
		21
	58	6
	61	9
		21
	104	25
	106	18
172173-76102	68	7
	72	1
	75	1
	112	2
172173-76121	69	2
	72	3
172175-17120	10	16
172175-73700	66	3
172175-73710	66	4
172176-67181	32	10
	99	12
172176-67880	32	11
	99	13
172176-73290	42	27
	93	27
172176-73560	42	47
	93	46
172176-73590	42	48
	93	47
172176-73600	42	49
	93	48
172176-73690	42	50



## PARTS No. INDEX

PARTS No.	Fig.	Ref.No.
172176-73690	93	49
172176-73880	42	51
	93	50
172176-73910	42	52
	93	51
172176-73930	42	53
	93	52
172176-73940	42	54
	93	53
172176-76581-5	74	4
172176-76582-2	74	4 -1
172176-76582-Y	74	4 -2
172176-81640	84	16
172176-81700	81	21
172176-81710	81	22
172183-03280	1	4
	2	3
172183-14250	8	6
172183-14640	8	33
172183-16560	73	21
172183-73770	49	43
172183-74350	52	25
	55	22
	57	2
	58	25
	61	22
	63	2
	105	17
	109	19
172183-75410	66	9
172183-76200	77	6
172183-81160	43	56
	44	56
	81	5
	82	54
172186-76390	13	12
	102	16
172186-76430	71	13 -1
	114	24
172187-17070	11	28
172187-17080	11	29
172187-17090	11	30
172187-17100	11	27
172187-17220	10	17
172187-17280	11	16
172187-17290	11	48
172187-17560	11	25
		46
172187-17570	11	26
		47

PARTS No.	Fig.	Ref.No.
172187-45870	24	13
172187-45880	24	14
172187-53321	29	7
172187-61421	30	1
	35	15
172187-64900	11	24
	35	61
172187-75500	66	11
172187-76690-2	74	30
172187-76690-Y	74	30 -1
172187-78580	102	18
172187-81970	81	9
		28
172190-16500	40	23
172312-17250	37	1
172312-74790	42	14
	49	68
	93	14
172422-76191	71	19
	96	31
	114	15
172423-37301-4	20	27
172423-37302	20	27 -1
172423-37330-3	20	30
172423-37331	20	30 -1
172423-37360-3	20	33
172423-37361	20	33 -1
172423-37370	20	29
172423-38603	21	27
172423-50810-3	29	19
172423-72530	44	37
172423-72540	44	30
172423-72620	47	5
172423-72800	47	23
172423-73330	49	23
172423-73340	49	24
172423-73350	49	25
172423-73360	49	26
172423-73370	49	27
172423-73381	49	28
172423-73410	49	29
172423-73470	49	11
172423-73480	49	12
172423-73510	49	44
172423-73601	49	53
172423-73651	49	69
172423-76120	96	23
172423-94210	85	7
172425-17630	15	5
	100	7

PARTS No.	Fig.	Ref.No.
172425-17630	101	8
172425-73410	50	3
172425-73420	50	6
172425-73440	50	17
172425-73450	50	19
172425-73490	50	11
172425-73510	50	12
172425-73520	50	13
172425-73530	50	21
172425-73540	50	22
172425-73550	50	20
172433-62200	34	16
172437-03242	1	38
	2	34
172437-03252	1	39
	2	35
	3	2
172437-03302	1	40
	2	36
	3	3
	35	13 B
172437-03312	1	41
	2	37
	3	4
	38	48 B
	41	1 B
172437-03322	1	42
	2	38
	3	5
	7	25 A
172437-03343	1	43
	2	39
	3	6
	32	4 B
	41	1 C
	99	6 A
172437-03352	1	44
	2	40
	3	7
	31	6 A
		10 A
172437-03361	1	45
	2	41
	3	8
	36	25 A
172437-03372	1	46
	2	42
	3	9
	38	48 C
	41	1 D

PARTS No.	Fig.	Ref.No.
172437-03381	1	47
	2	43
	3	10
	36	7 A
172437-03391	1	48
	2	44
	3	11
	7	25 B
172437-03402	1	49
	2	45
	3	12
	36	7 B
172437-03422	1	50
	2	46
	3	13
	4	12 A
172437-03432	1	51
	2	47
	3	14
	81	4 A
172437-03441	1	52
	2	48
	3	15
	37	37 A
	41	1 E
172437-03451	1	53
	2	49
	3	16
	37	37 B
	41	1 F
172437-03461	1	54
	2	50
	3	17
	81	4 B
172437-03471	1	55
	2	51
	3	18
	35	13 C
172437-03501	1	34
	2	30
172437-03511	1	35
	2	31
	81	4 F
	85	6 A
172437-03551	1	8
	3	26
	38	48 D
172437-03601	1	61
	2	58
	3	27

## PARTS No. INDEX

PARTS No.	Fig.	Ref.No.
172437-03601	38	48 E
	41	1 G
	65	8
	111	1
172437-03610	111	2
172437-03620	111	3
172437-74711	111	8
172437-74720	111	9
172441-44320	22	2
	23	2
172441-74030	64	2
		12
	95	3
		12
172441-74040	64	3
		13
	95	4
		13
172441-74050	64	14
172444-03290	1	63
	2	60
	65	9
172444-13210	7	67
172444-13220	7	68
172444-17620	35	57
172444-62451	36	7
172444-65190	30	13
	36	40
172444-65610	35	13
172444-68650	34	31
	35	58
		63
	37	36
172444-73803	51	1
172444-73810	51	2
172444-73831	51	4
172444-73840	51	3
172444-73880	51	6
172445-18131	17	4
172445-57600	29	10
172445-66750	38	6
172445-68790	7	62
172445-69320	91	18
172445-69400	91	19
172445-69420	91	21
172445-69740	38	25
172445-72670-3	47	25
172445-81360	82	6
172446-13580	35	19
172446-14250	35	59

PARTS No.	Fig.	Ref.No.
172446-75250	66	8
172447-13550	18	1
	19	17
	98	22
172447-17140	10	4
172447-73840	51	8
172447-75600	66	12
172448-14610	8	29
172448-14620	8	31
172448-54120	43	3
		8
	44	16
		20
172448-72650	46	16
		19
172448-82570	84	9
		22
172448-82580	84	11
		24
172448-82590	84	12
		25
172448-82950	84	21
172448-82960	84	10
		23
172449-74720	71	11
172452-73480	42	46
	93	45
172455-18860	35	20
172455-29140	20	1
	49	80
172455-46890	23	13
172455-53331	29	8
172455-57650	29	3
172455-57661	29	4
172455-61720	10	27
	74	15 -1
	89	25 -1
172455-66750	38	6 -1
172455-67310	37	8
172455-67320	37	9
172455-67330	37	10
172455-67340	37	11
172455-67350	37	12
172455-67360	37	13
172455-67440	37	14
172455-67550	39	10
172455-67610	38	34
172455-67710	38	35
172455-67770	38	41
172455-67870	40	7

PARTS No.	Fig.	Ref.No.
172455-67880	40	8
172455-67900	40	9
172455-67910	40	11
		12
172455-67930	40	10
172455-67971	40	13
172455-69140	92	7
172455-69170	91	16
172455-69200	92	8
172455-69250	92	9
172455-69290	92	10
172455-69300	91	17
172455-69410	40	16
172455-69490	40	17
172455-69520	91	28
172455-75290	66	13
172455-75300	66	14
172455-76160	71	15
	96	27
	114	12
172455-76220	76	2
172455-77140	86	12
	87	11
172455-77150	86	13
	87	12
172456-53700	13	22
	102	6
172458-03220	1	30
	2	26
172458-03240	1	16
	2	12
	82	31 A
172458-03310	37	5
172458-03601	1	9
172458-14370	8	8
172458-16140	9	2
172458-16550	10	5
172458-16562	14	8
172458-16612	40	1
172458-16620	40	2
172458-17210	40	3
172458-17220	40	4
172458-17230	40	5
172458-17400	14	2
172458-17410-5	14	11
172458-17410-Y	14	11 -1
172458-17420	14	3
	40	14
172458-17551	100	5
	101	6

PARTS No.	Fig.	Ref.No.
172458-18660	15	7
172458-37120	20	26
172458-45950	27	7
172458-50480-2	29	2
172458-54750	31	10
172458-61261	36	37
	87	18
172458-62430	34	5
172458-63580	37	2
172458-63641	15	9
	77	18
	116	3
172458-63670	38	2
	91	3
172458-63680	38	3
172458-63700	39	1
172458-63730	38	4
	39	2
172458-63760	38	33
172458-63770	39	3
172458-63790	38	5
172458-63800	39	4
172458-63930	91	4
172458-63950	39	5
	91	5
172458-63960	39	6
172458-63970	39	7
172458-63980	39	8
172458-63990	39	9
172458-64600	32	9
	35	64
	99	11
172458-65050	36	1
172458-65060	36	16
172458-65271	36	8
172458-66720	91	11
172458-66780	92	3
172458-66790	92	4
172458-66800	92	5
		6
172458-67020	91	12
172458-67340	38	7
172458-67440	38	8
172458-67510	38	9
172458-67520	38	10
172458-67550	38	11
172458-67570	38	12
172458-67610	38	13
172458-67650	91	13
172458-67670	38	14

## PARTS No. INDEX

PARTS No.	Fig.	Ref.No.
172458-67680	38	15
172458-67830	38	36
172458-67840	37	15
172458-67850	38	16
172458-67860	38	37
172458-67870	38	17
172458-67880	38	38
172458-67900	38	18
172458-67910	38	39
172458-67920	38	19
172458-67960	37	16
172458-67970	37	17
172458-67981	37	18
172458-68070	37	20
172458-68851	39	11
172458-68990	32	12
172458-68991	32	12 -1
	99	14
172458-69000	32	13
	99	15
172458-69090	39	12
172458-69100	91	15
172458-69170	91	36 -1
172458-69210	39	13
172458-69220	39	14
172458-69230	39	15
172458-69240	39	16
172458-69250	38	40
172458-69260	38	42
172458-69270	38	43
172458-69320	40	15
172458-69400	91	20
172458-69580	91	30
172458-69590	92	11
172458-69601	92	12
172458-69730	92	13
172458-69760	92	14
172458-69770	92	15
172458-69790	37	23
172458-69830	37	24
172458-69900	91	31
172458-69910	91	32
172458-69920	92	16
172458-69930	37	25
172458-69960	92	17
172458-69990	92	18
172458-72460	44	23
172458-72470	44	25
172458-72740	46	14
172458-73830	49	8

PARTS No.	Fig.	Ref.No.
172458-74130	53	2
		15
	54	2
	59	2
		15
	60	2
	106	2
	107	2
		15
172458-74140	53	3
		16
	54	3
	59	3
		16
	60	3
	106	3
	107	3
		16
172458-74150	54	4
		15
	55	3
		44
	56	2
		15
	60	4
		15
	61	3
		44
	62	2
		15
	104	19
	105	3
	107	17
	108	3
	109	2
	110	3
172458-74160	54	5
		16
	55	4
		45
	56	3
		16
	60	5
		16
	61	4
		45
	62	3
		16
	104	20
	105	4

PARTS No.	Fig.	Ref.No.
172458-74160	107	18
	108	4
	109	3
	110	4
172458-74170	53	4
		17
	54	6
	59	4
		17
	60	6
172458-74230	52	4
		19
	53	28
		41
	54	17
	55	7
		48
	56	6
		17
	58	4
		19
	59	28
	60	17
	61	7
		48
	62	6
		17
	104	4
		21
	105	5
	106	16
	108	5
		15
	109	4
		13
	110	5
172458-74240	53	29
		42
	56	18
	59	29
	62	18
	104	5
		22
	105	6
	108	16
172458-74250	53	30
		43
	56	19
	59	30
	62	19

PARTS No.	Fig.	Ref.No.
172458-74250	104	6
		23
	105	7
	108	6
		17
	109	5
		14
	110	6
172458-74260	52	5
		21
		21 -1
	53	31
		44
	54	18
	55	8
		49
	56	8
		20
	58	5
		21
		21 -1
	59	31
	60	18
	61	8
		49
	62	8
		20
	104	7
		24
	105	8
	106	17
	108	7
		18
	109	6
		15
	110	7
172458-74290	52	24
	53	5
		18
	58	24
	59	5
		18
	105	16
	106	5
	107	5
	109	17
172458-74360	52	26
	53	7
		20
	58	26

## PARTS No. INDEX

PARTS No.	Fig.	Ref.No.	
172458-74360	59	7	
		20	
	105	18	
	106	7	
	107	7	
	109	20	
	172458-74460	52	28
		54	23
		55	10
			51
56		10	
57		2 B	
		3	
		25	
58		28	
60		23	
61	10		
	51		
62	10		
63	2 B		
	3		
	25		
172458-74530	52	12	
	58	12	
172458-74540	106	23	
	52	13	
	58	13	
172458-74550	106	24	
	52	14	
	58	14	
172458-74630	106	25	
	54	9	
	24		
	55	12	
	53		
	56	11	
	22		
	60	9	
	24		
	61	12	
	53		
	62	11	
	22		
	104	27	
	105	10	
	107	21	
	108	10	
	109	9	
	110	10	
172458-74640	52	29	

PARTS No.	Fig.	Ref.No.	
172458-74640	53	9	
		22	
	58	29	
	59	9	
		22	
	105	23	
	106	8	
	107	8	
	109	22	
	172458-74650	53	37
	48		
	59	37	
172458-74670	52	15	
		30	
	58	15	
	30		
	106	26	
	109	23	
172458-74720	104	32	
	105	39	
	106	30	
	107	27	
	108	27	
	109	34	
	172458-78571	77	19
		78	6
		116	4
		118	8
172458-81830	81	26	
172458-81930-W	81	27	
172459-67810	38	1	
172459-67821	91	1	
172459-67831	91	2	
172459-67841	92	1	
172460-16130	9	4	
172460-16300-1	9	8	
172460-17611	15	4	
	100	6	
	101	7	
172460-18100	17	2	
172460-18120	17	3	
172460-18250	18	18	
172460-18351	17	6	
172460-19180	36	25	
172460-37061	20	5	
172460-37062	20	5 -1	
172460-37120	20	9	
172460-37130-3	20	10	
172460-37131-3	20	10 -1	
172460-37150-3	20	11	

PARTS No.	Fig.	Ref.No.
172460-37151-3	20	11 -1
172460-37171	20	6
172460-37172	20	6 -1
172460-37290	20	25
172460-37291	20	25 -1
172460-37700	20	16
172460-38400	21	1
172460-38410	21	2
172460-38420	21	14
172460-38430	21	15
172460-38450	21	3
	16	
172460-38460	21	4
	17	
172460-38470	21	5
	18	
172460-38480	21	8
	21	
172460-38490	21	9
	22	
172460-38500	21	7
	20	
172460-38510	21	11
	24	
172460-38520	21	6
	19	
172460-38530	21	10
	23	
172460-38550	21	12
	25	
172460-38560	21	13
	26	
172460-50103	29	1
172460-50104	29	1 -1
172460-61100-3	30	29
172460-61120-2	30	30
172460-61121	30	30 -1
172460-65601	30	15
172460-72040	46	2
172460-72050	46	9
	47	20
172460-72180	43	9
172460-72540	46	17
172460-72880	46	22
172460-72900	46	25
172460-72941	44	32
172460-72950-2	46	30
172460-73111	42	7
	93	7
172460-73121	42	11

PARTS No.	Fig.	Ref.No.
172460-73121	93	11
172460-73130	42	12
	93	12
172460-73140	42	13
	93	13
172460-73150	42	15
	93	15
172460-73160	42	16
	93	16
172460-73170	42	8
	93	8
172460-73180	42	17
	93	17
172460-73190	42	9
	93	9
172460-73200	42	18
	93	18
172460-73210	42	19
	93	19
172460-73220	42	20
172460-73231	42	21
	93	21
172460-73240	42	22
	93	22
172460-73280	42	26
	93	26
172460-73290	42	28
	93	28
172460-73301	49	1
172460-73320	50	48
172460-73330	42	29
	93	29
172460-73340	42	30
	93	30
172460-73350	42	31
	93	31
172460-73360	42	32
	93	32
172460-73370	42	33
	93	33
172460-73380	42	34
	93	34
172460-73390	42	35
	93	35
172460-73400	42	10
	93	10
172460-73420	42	38
	93	38
172460-73430	93	39
172460-73450	42	20 -1

## PARTS No. INDEX

PARTS No.	Fig.	Ref.No.
172460-73450	93	20
172460-73501	49	13
172460-73511	49	31
172460-73531	49	32
172460-73540	49	33
172460-73551	49	45
172460-73560	49	46
172460-73570	49	47
172460-73580	49	48
172460-73590	49	52
172460-73600	49	34
172460-73610	49	54
172460-73621	49	38
172460-73631	49	39
172460-73641	49	64
172460-73700	50	2
172460-73710	50	14
172460-73720	50	16
172460-73730	50	23
172460-73740	50	27
172460-73750	50	37
172460-73760	50	38
172460-73780	50	42
172460-73790	50	10
172460-73900	42	40
	93	40
172460-73910	42	41
	93	41
172460-73920	42	42
172460-76700	88	5
172460-78121	72	11
172460-78540	72	13
172460-78790	80	6
172460-81800	81	23
172460-81810	81	24
172460-81820	81	25
172460-82101-3	84	1
172460-82101-N	84	1 -1
172460-82111-3	84	2
172460-82111-N	84	2 -1
172460-82180-3	84	3
172460-82180-N	84	3 -1
172460-82200-3	84	4
172460-82200-N	84	4 -1
172460-82220	84	5
172460-82230	84	6
172460-82240-2	84	1 A
172460-82240-N	84	1 A-1
172460-82301-1	81	29
172460-82301-Y	81	29 -1

PARTS No.	Fig.	Ref.No.
172460-82350-2	83	21
172460-82350-Y	83	21 -1
172460-82360-2	83	22
172460-82360-Y	83	22 -1
172460-82380-5	83	32
172460-82380-Y	83	32 -1
172460-82400	81	34
172460-82540-W	82	13
172460-82560-W	83	26
172460-82590-W	83	28
172460-82650-W	83	23
172461-11331	4	1
172461-13120	6	3
172461-13130	6	4
172461-13140	6	5
172461-72020	44	9
172461-72500	44	24
172461-72511	44	31
172461-72520	44	14
172461-73103	93	5
172461-73131	42	37
	93	37
172461-73140	42	24
	93	24
172461-73150	42	23
	93	23
172461-73270	42	25
	93	25
172461-73310	50	1
172461-73770	50	41
172462-03320	1	32
	2	28
	7	6 A
172463-03290	1	31
	2	27
	66	32 A
172463-03320	1	6
172463-69150	38	20
172463-69160	38	21
172463-69190	38	22
172463-69200	38	23
172463-69210	38	24
172463-74521	64	11
172463-74530	64	4
	15	15
	95	5
	14	14
172463-74540	64	5
	16	16
	95	6

PARTS No.	Fig.	Ref.No.
172463-74540	95	15
172463-74551	64	6
	17	17
	95	7
	16	16
172463-74561	64	7
	18	18
	95	8
	17	17
172463-74570	64	8
	19	19
	95	9
	18	18
172463-74580	64	10
172467-03150	1	11
	2	7
172467-03151	1	11 -1
	2	7 -1
172467-03411	90	24
172467-64101	35	28
172467-64110	35	29
172467-64120	35	30
172467-64130	35	31
172467-64140	35	32
172467-64150	35	33 -1
172467-64160	35	33 A
172467-64170	35	33 B
172467-64180	35	33 C
172467-64190	35	33 D
172467-66300-1	41	1
172467-66301-1	41	1 -1
172469-03261	90	10
172469-03320	90	17
172469-03360	90	20
172469-03480	90	29
172469-03540	90	33
172469-03550	90	35
172472-03141	1	2
	2	2
	3	20
	29	29
	35	20 A
	41	1 I
172472-03230	1	15
	2	11
	82	8 C
172472-03241	1	17
	2	13
	3	22
	35	13 D

PARTS No.	Fig.	Ref.No.
172472-03241	38	48 A
172472-03250	1	18
	2	14
172472-03261	1	19
	2	15
	3	23
	82	8 A
172472-03271	1	20
	2	16
	3	24
	81	4 C
172472-03281	1	21
	2	17
	3	25
	81	4 D
172472-03290	1	22
	2	18
	11	19
172472-03300	1	23
	2	19
	11	20
172472-03330	1	25
	2	21
	3	21
	82	8 B
172472-16610	16	13
172472-17300	11	15
172472-17610	16	1
172472-17620	40	6
172472-17650	16	4
172472-66611-2	39	18
172478-03290	90	13
172478-17200	13	3
172478-17201	13	3 -1
	102	4
172478-37500-3	20	39
172478-37501	20	39 -1
172478-37530	20	44
172478-37540	20	43
172478-37550	20	42
172478-65490	7	45
172478-65580	7	17
172478-68600	38	45
172478-68610	38	46
172478-68620	38	47
172478-68870	28	9
	103	10
172478-68890	28	10
	103	11
172478-73600	80	2

## PARTS No. INDEX

PARTS No.	Fig.	Ref.No.
172478-73630	80	3
172478-76200	80	5
172480-62900	36	34
172490-03200	1	28
	2	24
172490-16741	10	7
172490-37320	20	37
172490-74310	53	32
		45
	59	32
	104	8
	108	19
172490-74320	53	34
		46
	59	34
	104	9
	108	20
172490-74330	53	35
		47
	59	35
	104	10
	108	22
172491-12100	5	3
172491-13101	6	1
172491-13111	6	2
172491-18620	17	28
172491-72260	43	25
172491-76330	88	4
172491-82130-W	82	11
172496-18360	17	7
172497-16550	10	6
172499-13750	19	1
	98	1
172499-70180	52	3
	55	2
		19
	58	3
	61	2
		19
	104	18
	106	15
172499-74860	52	31
	58	31
	109	24
172499-74960	52	34
	58	34
	109	26
172511-17351	13	4
	102	5
172519-61550	19	9

PARTS No.	Fig.	Ref.No.
172519-61550	19	24
	98	13
		18
	100	13
		19
	101	14
		20
172519-63240	11	38
	18	48
	19	14
		27
	22	8
		9
	23	16
		17
	37	7
	92	2
	98	19
		27
172524-45250	7	38
172644-76161	69	22
	72	5
172648-16600	10	2 A
	12	3
172725-16380	18	46
172730-61890	30	37
	35	3
172730-75141	43	30
	68	1
		2
	69	1
		24
	73	1
	112	1
	115	1
172734-41300	26	2
172734-65270	36	17
172828-76330	114	20
172837-73700	96	3
172837-73710	96	6
172837-73730	96	4
172837-73740	96	5
172837-74130	96	14
172837-74140	96	15
172837-74150	96	16
172837-74160	96	17
172837-74170	96	18
172837-76150	96	26
172837-78210	102	17
172837-78440	96	44

PARTS No.	Fig.	Ref.No.
172958-03160	1	14
	2	10
	82	32 A
172958-17110	11	18
172958-17121	82	21
172958-17140	11	20 D
172958-17150	11	20 E
172958-17160	11	20 F
172958-17170	11	20 G
172958-17180	11	20 H
172958-17190	11	20 I
172958-17200	11	20 J
172958-17210	11	20 K
172958-17220	11	20 L
172958-64500	11	23
172958-72950	48	20
172958-72960	48	21
172958-72982-2	48	22
172958-72983	48	22 -1
172958-72983-N	48	22 -2
172958-76130	75	15
	78	2
	118	2
172958-78120	75	13
172958-78160	75	6
172958-83140	82	28
172958-83171-2	82	31
172958-83171-Y	82	31 -1
172958-83330	82	37
172960-72600-2	47	1
172960-72630	45	11
172960-72640	47	2
172960-72800-2	48	1
172960-72800-N	48	1 -1
172960-72810-2	48	3
172960-72810-N	48	3 -1
172960-72860	48	7
172960-72880	48	5
172960-72890	48	10
172960-72900	48	11
172960-72920	48	6
172960-72950	48	4
172960-72960	48	12
172960-72970	48	17
172960-73430	42	39
172960-76100-2	75	7
172960-76100-Y	75	7 -1
172960-81600	84	14
172960-81952-2	75	8
172960-81953-2	75	8 -1

PARTS No.	Fig.	Ref.No.
172960-81953-Y	75	8 -2
172960-83101-2	82	24
172960-83102-1	82	24 -1
172960-83102-Y	82	24 -2
172960-83111-2	82	25
172960-83112-2	82	25 -1
172960-83113-1	82	25 -2
172960-83113-Y	82	25 -3
172960-83120	82	26
172960-83130	82	27
172960-83140	82	29
172960-83151-2	82	30
172960-83151-Y	82	30 -1
172960-83170	84	15
172960-83192	82	32
172960-83210	82	36
172960-83252-2	82	33
172960-83252-Y	82	33 -1
172960-83282	82	34
172960-83292-2	82	35
172960-83292-Y	82	35 -1
172960-83312-2	82	51
172960-83312-Y	82	51 -1
172961-73102	42	5
172961-73103	42	5 -1
172989-64451	35	33
172A07-03160	1	12
	2	8
	8	40 A
172A07-03410	90	25
172A23-72043	43	42
	44	50
	45	34
172A23-72052	43	44
	44	45
	45	35
172A23-72081	43	52
	44	46
	45	36
172A25-68301-1	37	33
	41	7
172A25-68500	37	34
	41	8
172A25-74401	86	2
	87	1
172A25-74420	86	3
	87	2
172A25-74430	86	4
	87	3
172A25-74440	86	5

## PARTS No. INDEX

PARTS No.	Fig.	Ref.No.
172A25-74440	87	4
172A25-74450	86	6
	87	5
172A25-74460	86	7
	87	6
172A25-74470	86	8
	87	7
172A25-74480	86	9
	87	8
172A25-74490	86	10
	87	9
172A25-74501	86	11
	87	10
172A27-72900-2	44	47
172A27-72900-N	44	47 -1
172A27-72951-2	43	46
	44	48
172A27-72951-N	43	46 -1
	44	48 -1
172A34-94101-2	85	4
172A36-03411	1	7
	2	5
		5 -1
	3	19
	36	7 C
172A36-74750	111	10
172A36-74780	111	11
172A37-03150	90	2
172A37-03160	90	3
172A37-03180	90	4
172A37-03200	90	5
172A37-03220	90	6
172A37-03231	90	7
172A37-03241	90	8
172A37-03250	90	9
172A37-03271	90	11
172A37-03280	90	12
172A37-03290	90	14
172A37-03300	90	15
172A37-03310	90	16
172A37-03330	90	18
172A37-03350	90	19
172A37-03360	90	21
172A37-03370	90	22
172A37-03400	90	23
172A37-03410	90	26
172A37-03420	90	27
172A37-03430	90	28
172A37-03500	90	30
172A37-03520	90	31

PARTS No.	Fig.	Ref.No.
172A37-03530	90	32
172A37-03540	90	34
172A37-03550	90	36
172A37-03680	90	43
172A37-03710	90	44
172A37-03720	90	45
172A38-03201	1	26
	2	22
	3	30
	7	34 A
172A38-03211	1	29
	2	25
	3	31
	7	20 A
172A46-13040	7	55
172A46-16360	9	9
172A46-17300	24	29
172A46-17310	24	30
172A46-45350	25	2
172A46-46500	23	11
172A46-46530	22	6
172A46-62520	34	33
172A46-64810	35	41
172A46-64811-1	35	41 -1
172A46-64930	35	42
172A46-64951	35	47
172A46-64952	35	47 -1
172A46-64953	35	47 -2
172A46-64960	35	48
172A46-64970	35	49
172A46-72070	43	43
	44	43
	45	33
172A46-74330	61	59
172A46-75500	66	9 -1
172A47-03110	1	10
	2	6
	81	4 E
172A47-03160	1	13
	2	9
	36	7 D
172A47-03220	1	65
	2	62
	65	6
172A47-03250	1	56
	2	52
172A47-03260	1	58
	2	53
172A47-03270	1	60
	2	55

PARTS No.	Fig.	Ref.No.
172A47-03300	1	57
	2	56
172A47-03301	1	57 -1
	2	56 -1
172A47-03310	1	3
	2	57
172A47-03311	1	3 -1
	2	57 -1
172A47-03330	1	24
	2	20
172A47-03340	1	33
	2	29
172A47-03341	1	33 -1
	2	29 -1
172A47-03362	1	59
	2	54
	3	1
	39	21 A
	41	1 A
172A47-03363	1	59 -1
	2	54 -1
	3	1 -1
	39	21 A-1
	41	1 A-1
172A47-03371	1	60 A
	2	57 A
	80	1
172A47-03390	1	66
	2	63
	65	7
172A47-03410	1	62
	2	59
	3	28
	38	48 F
	41	1 H
	65	10
172A47-03601	90	37
172A47-03610	90	39
172A47-03632	90	40
172A47-03640	90	41
172A47-03651	90	42
172A47-05300	8	21
172A47-11200	17	30
172A47-11301	4	12
172A47-11350	4	19
172A47-11351	4	19 -1
172A47-11370	4	20
172A47-11500	4	4
172A47-11510	4	8
172A47-11520	4	9

PARTS No.	Fig.	Ref.No.
172A47-11600	4	10
172A47-12110	5	12
172A47-12130	5	4
172A47-12141	5	1
172A47-13050	7	3
172A47-13060	7	4
172A47-13120	17	31
172A47-13130	7	16
172A47-13140	7	60
172A47-13151	7	1
172A47-13160	7	5
172A47-13180	7	6
172A47-13202	6	8
172A47-13430	4	11
172A47-13460	7	13
172A47-13470	7	7
172A47-13480	7	8
172A47-13490	7	10
172A47-13510	7	14
172A47-13522	7	15
172A47-13640	7	66
172A47-13680	6	12
172A47-13750	7	20
172A47-13770	7	65
172A47-13780	7	21
172A47-13940	7	61
172A47-13960	7	22
172A47-14210	8	4
172A47-14510	8	25
172A47-14520	8	9
172A47-14800	7	28
172A47-14860	7	24
172A47-14870	7	25
172A47-16100	9	1
172A47-16101	9	1 -1
172A47-16110	9	3
172A47-16111	9	3 -1
172A47-16112	9	3 -2
172A47-16130	10	1
172A47-16140	9	14
172A47-16250-1	9	6
172A47-16301	9	5
172A47-16302	9	5 -1
172A47-16541	10	13
172A47-16542	10	13 -1
172A47-16560	12	1
172A47-16561	12	1 -1
172A47-16590	12	11
172A47-16591	12	11 -1
172A47-16650	13	21

## PARTS No. INDEX

PARTS No.	Fig.	Ref.No.
172A47-16650	102	1
172A47-16810	13	1
	102	2
172A47-16860	13	2
	102	3
172A47-17210	11	27 A
172A47-17270	14	9
172A47-17280	14	10
172A47-17500	100	2
	101	2
172A47-17530	15	2
172A47-17550	15	3
172A47-17600-3	14	4
172A47-17600-Y	14	4 -1
172A47-17900	11	21
172A47-18120	18	3
172A47-18130	18	25
172A47-18140	18	5
172A47-18150	18	6
172A47-18160	18	7
172A47-18170	18	8
172A47-18180	18	25 A
172A47-18191	18	9
172A47-18200	18	11
172A47-18210	18	13
172A47-18221	18	16
172A47-18230	18	14
172A47-18261	19	7
172A47-18262	98	7
172A47-18270-1	32	1
	99	1
172A47-18280	32	2
172A47-18281	32	2 -1
	99	2
172A47-18300	18	57
		60
172A47-18340	19	2
	98	2
172A47-18351	19	3
	100	9
172A47-18352	98	3
	101	10
172A47-18391	100	10
172A47-18392	101	11
172A47-18440	18	26
172A47-18441	18	26 -1
172A47-18470	19	4
172A47-18471	19	4 -1
	98	4
172A47-18570	18	47

PARTS No.	Fig.	Ref.No.
172A47-18580	18	27
172A47-18590	18	28
172A47-18591	18	28 -1
172A47-18600	19	20
	98	14
172A47-18660	100	11
	101	12
172A47-18711-1	12	5
	100	14
	101	15
172A47-18730	19	6
	98	6
172A47-18760	12	4
172A47-18780	16	9
172A47-18781	16	9 -1
172A47-18810	16	10
172A47-18841	18	45
172A47-18870	18	29
172A47-18871	18	29 -1
172A47-18930	32	20
172A47-18930-1	99	3
172A47-18940	100	16
	101	17
172A47-18950	100	17
	101	18
172A47-18980	16	1 -1
172A47-18990	16	1 A
172A47-19310	19	22
	98	16
172A47-19320	19	23
	98	17
172A47-19330	19	10
	98	9
172A47-19340	19	11
	98	10
172A47-19350	19	12
	98	11
172A47-19360	19	13
	98	12
172A47-19380	18	30
172A47-19381	18	30 -1
172A47-19390	18	31
172A47-19391	18	31 -1
172A47-19400	100	18
	101	19
172A47-44200	24	1
172A47-44230	24	2
172A47-45100	24	5
172A47-45150	24	8
172A47-45200	26	4

PARTS No.	Fig.	Ref.No.
172A47-45260	26	7
172A47-45300	26	8
172A47-45420	26	9
172A47-45430	26	10
172A47-45450	24	11
172A47-45451	24	11 -1
172A47-45501	27	2
172A47-45502	27	2 -1
172A47-45531	27	5
172A47-45532	27	5 -1
172A47-45580	27	6
172A47-45601	28	2
172A47-45800	28	5
	103	6
172A47-45840	28	6
	103	7
172A47-45870	28	7
	103	8
172A47-45880	28	8
	103	9
172A47-46210	23	7
172A47-46230	23	8
172A47-46310	23	9
172A47-46343	23	10
172A47-46344	23	10 -1
172A47-46451	22	4
172A47-46452	22	4 -1
172A47-46470	22	5
172A47-46471	22	5 -1
172A47-53310	29	6
172A47-53320	29	5
	36	33
172A47-54101	29	9
172A47-54530	29	13
172A47-54600	29	22
172A47-54610	14	13
172A47-54620	29	24
172A47-61001	31	8
172A47-61010	31	6
172A47-61220-2	31	1
		1 -2
172A47-61220-Y	31	1 -3
172A47-61310-1	30	4
172A47-61311	30	4 -1
172A47-61400	30	22
172A47-61411	30	23
172A47-61420	30	24
172A47-61430	30	25
172A47-61440	30	26
172A47-61460-1	35	2

PARTS No.	Fig.	Ref.No.
172A47-61490	32	3
172A47-61491	99	4
172A47-61511	32	5
	99	7
172A47-61530	32	4
	99	6
172A47-61550	33	14
172A47-61560	33	15
172A47-61570	8	22
172A47-61690-2	30	2
172A47-61690-Y	30	2 -1
172A47-61790	30	3
172A47-61931	30	6
172A47-61940	30	7
172A47-61950	30	8
172A47-61960	30	9
172A47-62090	34	1
172A47-62150	34	25
172A47-62200	24	24
172A47-62201	24	24 -1
172A47-62261	34	10
172A47-62270	34	3
172A47-62280	34	2
172A47-62290	8	17
172A47-62300	24	34
172A47-62310	8	52
172A47-62320	8	18
172A47-62330	34	1 B
172A47-62350	24	25
172A47-62410	34	28
172A47-62450	34	11
172A47-62451	34	11 -1
172A47-62460	34	12
172A47-62470	34	11 A
172A47-62501	34	6
172A47-62510	34	30
172A47-62520	34	7
172A47-62530	34	9
172A47-62550	34	8
172A47-62570	34	22
172A47-62580	34	23
172A47-62600	34	17
172A47-62601	34	17 -1
172A47-62660	34	26
		35
172A47-62700	34	21
172A47-62701	34	21 -1
172A47-63110	11	36
172A47-63121	11	37
172A47-63190	32	6



## PARTS No. INDEX

PARTS No.	Fig.	Ref.No.
172A47-63190	99	8
172A47-63220-1	32	7
	99	9
172A47-64501	35	14
172A47-64550	35	17
172A47-64580	35	21
172A47-64701	35	35
172A47-64702	35	35 -1
172A47-64851	34	18
172A47-64852	34	18 -1
172A47-64871	35	22
172A47-64880	35	37
172A47-64900	35	7
172A47-64911	35	8
172A47-64921	35	9
172A47-64940	35	10
	39	
172A47-64950	35	18
172A47-64960	35	24
172A47-64980	35	45
172A47-64990	35	12
172A47-65010	36	30
172A47-65350	36	4
172A47-65351	36	4 -1
172A47-65360	36	4 A
172A47-65370	36	5
172A47-65460-1	36	18
172A47-65550	30	14
	36	20
172A47-65601-2	36	22
172A47-65601-Y	36	22 -1
172A47-65650	36	24
172A47-65670	36	26
172A47-65731	36	6
172A47-65800-2	36	31
172A47-65800-Y	36	31 -1
172A47-65911	29	15
172A47-65960	36	35
172A47-67801	37	4
172A47-67900	41	10
172A47-68001	37	19
172A47-68820	33	1
172A47-68830	33	2
172A47-68840	33	3
172A47-68850	33	4
172A47-68860	33	5
172A47-68870	33	6
172A47-68880	33	7
172A47-68890	33	8
172A47-68900	33	9

PARTS No.	Fig.	Ref.No.
172A47-68920	33	10
172A47-68930	33	11
172A47-68940	33	16
172A47-68980	33	18
172A47-68990	33	17
172A47-71300	71	46
	96	1
172A47-72170-2	43	6
172A47-72170-N	43	6 -1
172A47-72302-2	44	1
172A47-72302-N	44	1 -1
172A47-72311-2	44	15
172A47-72311-N	44	15 -1
172A47-72401	44	19
172A47-72451	44	26
172A47-72501-2	45	1
172A47-72501-N	45	1 -1
172A47-72511-3	45	17
172A47-72511-N	45	17 -1
172A47-72550-2	45	28
172A47-72550-N	45	28 -1
172A47-72601	45	21
172A47-72651	45	14
172A47-72700	46	1
172A47-72710	46	13
172A47-72770-2	43	53
172A47-72770-N	43	53 -1
172A47-72800-2	43	37
172A47-72800-N	43	37 -1
172A47-72820-2	43	45
172A47-72820-N	43	45 -1
172A47-72840	43	49
	44	44
	45	40
172A47-72850-2	45	37
172A47-72850-N	45	37 -1
172A47-72881-2	45	38
172A47-72881-N	45	38 -1
172A47-72911	44	2
172A47-72921	45	2
172A47-73310	49	18
172A47-73320	49	50
172A47-74102	58	1
172A47-74103	58	1 -1
172A47-74112	52	1
172A47-74113	52	1 -1
172A47-74120	71	1
	96	9
172A47-74121	71	1 -1
	96	9 -1

PARTS No.	Fig.	Ref.No.
172A47-74121	114	1
172A47-74130	71	6
172A47-74140	71	7
172A47-74150	71	8
172A47-74160	71	9
172A47-74200	63	1
172A47-74210	57	1
172A47-74220	55	5
	46	
	56	4
	61	5
	61	46
	62	4
172A47-74230	55	6
	47	
	56	5
	61	6
	61	47
	62	5
172A47-74241	56	7
	7	-1A
	62	7
	7	-1A
172A47-74260	52	20
	20	-1
	58	20
	20	-1
	109	16
172A47-74270	55	20
	61	20
	105	15
172A47-74280	52	22
	54	19
	58	22
	60	19
172A47-74290	52	23
	23	-1A
	58	23
	23	-1A
172A47-74291	52	23 -2A
	58	23 -2A
	109	18
172A47-74300	54	20
	60	20
172A47-74311	54	21
	21	-1A
	60	21
	21	-1A
172A47-74320	53	33
	33	-1A

PARTS No.	Fig.	Ref.No.
172A47-74320	59	33
		33 -1A
172A47-74330	54	7
		7 -1A
	60	7
		7 -1A
172A47-74340	53	6
		6 -1A
		19
		19 -1A
	59	6
		6 -1A
		19
		19 -1A
172A47-74350	52	7
		7 -1A
	58	7
		7 -1A
	106	19
172A47-74360	52	8
	58	8
	106	20
172A47-74370	52	9
	58	9
	106	21
172A47-74380	52	10
	58	10
	106	22
172A47-74411	55	50
		50 -1A
	61	50
		50 -1A
172A47-74421	56	23 -1
	62	23 -1
172A47-74431	56	7 -1
	62	7 -1
172A47-74440	52	23 -1
	58	23 -1
172A47-74441	52	23 -2
	58	23 -2
172A47-74451	54	21 -1
	60	21 -1
172A47-74460	55	23
	61	23
	105	19
172A47-74470	53	33 -1
	59	33 -1
172A47-74480	54	7 -1
	60	7 -1
172A47-74490	53	19 -1

## PARTS No. INDEX

PARTS No.	Fig.	Ref.No.
172A47-74490	59	19 -1
172A47-74500	52	7 -1
	58	7 -1
172A47-74510	64	1
172A47-74520	64	9
172A47-74530	53	6 -1
	59	6 -1
172A47-74541	55	50 -1
	61	50 -1
172A47-74550	55	13 -1
	61	13 -1
172A47-74560	55	24
	61	24
	105	20
172A47-74570	55	25
	61	25
	105	21
172A47-74580	55	26
	61	26
	105	22
172A47-74601	65	1
172A47-74611	65	3
172A47-74650	65	4
172A47-74660	65	5
172A47-74700	25	3
172A47-74710	25	4
172A47-74720	25	5
172A47-74730	25	6
172A47-74740	25	7
172A47-74750	25	8
172A47-74760	25	9
172A47-74770	25	10
172A47-74780	25	11
172A47-74790	25	12
172A47-74800	25	13
172A47-74810	25	14
172A47-74820	25	15
172A47-74830	25	16
172A47-74840	25	17
172A47-74850	25	18
172A47-74860	25	19
172A47-74870	25	20
172A47-74880	25	21
172A47-74890	25	22
172A47-74920	55	28
	61	28
	105	24
172A47-74930	55	29
	61	29
	105	25

PARTS No.	Fig.	Ref.No.
172A47-74940	55	13
		13 -1A
	61	13
		13 -1A
172A47-74950	52	32
	55	14
	58	32
	61	14
	104	28
	109	25
172A47-74960	52	33
	58	33
172A47-74970	55	15
		30
	61	15
		30
	104	29
172A47-74980	52	16
	58	16
	106	27
172A47-75340	66	10
172A47-75400	52	39
	58	39
	106	29
	109	33
172A47-75410	57	26
	63	26
172A47-75420	57	2 C
		4
	63	2 C
		4
		27
172A47-75430	55	60
	61	60
172A47-75440	55	61
	61	61
172A47-75450	52	41
	58	41
	104	33
172A47-75460	53	53
	59	40
	104	15
	108	26
172A47-75470	54	27
	55	56
	60	27
	61	56
	104	31
	105	12

PARTS No.	Fig.	Ref.No.
172A47-75470	105	38
	107	26
	108	12
172A47-75480	56	25
	62	25
	110	12
172A47-75490	55	1
	61	1
172A47-75501	55	43
	61	43
172A47-75510	53	1
	59	1
172A47-75511	53	1 -1
	59	1 -1
172A47-75520	52	2
	58	2
172A47-75530	53	14
	59	14
172A47-75531	53	14 -1
	59	14 -1
172A47-75540	54	1
	60	1
172A47-75541	54	1 -1
	60	1 -1
172A47-75550	53	27
	59	27
172A47-75561	54	14
	60	14
172A47-75570	52	18
	58	18
172A47-75571	52	18 -1
	58	18 -1
172A47-75581	56	1
	62	1
172A47-75591	56	14
	62	14
172A47-75600	57	24
	63	24
172A47-75610	55	18
	61	18
172A47-75620	55	31
	61	31
	104	12
	105	26
	108	23
172A47-75630	55	59
172A47-75640	53	40
172A47-75650	53	50 -1
172A47-75660	53	50
		50 -1A

PARTS No.	Fig.	Ref.No.
172A47-75671	56	23
		23 -1A
	62	23
		23 -1A
172A47-75680	55	32
	61	32
	105	27
	109	27
172A47-75690	55	33
	61	33
	105	28
172A47-75710	57	6
	63	6
172A47-75720	57	7
	63	7
	109	28
172A47-75730	57	8
	63	8
172A47-75740	57	9
	63	9
172A47-75750	57	10
	63	10
172A47-75760	57	11
	63	11
172A47-75770	63	12
172A47-75780	57	13
	63	13
172A47-75790	57	14
	63	14
172A47-75800	57	12
172A47-75810	52	41 -1
172A47-75820	57	8 -1
172A47-75900	63	2 A
172A47-75910	57	2 A
172A47-76110	13	6
172A47-76111	13	6 -1
172A47-76120	71	13
	96	24
172A47-76150	67	4
172A47-76151	67	4 -1
172A47-76171	78	17
	118	4
172A47-76180	77	22
	115	8
172A47-76191	70	23
	115	10
172A47-76230	70	1
	113	2
	115	11
172A47-76240	70	9

## PARTS No. INDEX

PARTS No.	Fig.	Ref.No.
172A47-76240	113	4
172A47-76250	71	22
	96	34
	114	18
172A47-76261	78	15
172A47-76270	52	45
	104	36
172A47-76280	52	46
	104	37
172A47-76300	66	18
172A47-76310	66	20
172A47-76320	88	3
172A47-76406-2	74	2
172A47-76406-Y	74	2 -1
172A47-76426-2	74	3
172A47-76426-Y	74	3 -1
172A47-76450	74	26
172A47-76460	74	20
172A47-77200-1	87	17
172A47-77200-N	87	17 -1
172A47-77221-2	89	9
172A47-77221-Y	89	9 -1
172A47-77800	79	1
172A47-77810	79	4
172A47-77820	79	2
172A47-78100	67	7
172A47-78110	67	10
172A47-78120	67	9
172A47-78130	73	3
172A47-78140	73	4
172A47-78150	73	5
172A47-78160	73	6
172A47-78170	69	21
172A47-78180	68	9
	112	7
172A47-78190	71	28
	96	40
	114	26
172A47-78200	69	20
172A47-78220	69	18
172A47-78221	69	17 -1
		18 -1
172A47-78230	69	17
172A47-78240	71	29
	96	41
	114	27
172A47-78250	71	30
	96	42
	114	28
172A47-78260	74	6

PARTS No.	Fig.	Ref.No.
172A47-78261	74	6 -1
172A47-78270	74	7
172A47-78300	70	15
	113	13
172A47-78310	70	20
172A47-78320	70	21
	113	8
172A47-78330	70	13
	113	9
172A47-78340	70	14
172A47-78341	70	14 -1
	113	11
172A47-78350	70	16
172A47-78360	70	17
	113	15
172A47-78381	89	11
172A47-78382	89	11 -1
172A47-78391	89	12
172A47-78392	89	12 -1
172A47-78400	75	17
172A47-78411	75	11
172A47-78412	75	11 -1
172A47-78420	71	31
	96	43
	114	29
172A47-78430	89	13
172A47-78431	89	13 -1
172A47-78440	89	14
172A47-78441	89	14 -1
172A47-78460	69	14
		15
		16
172A47-78461	69	14 -1
		15 -1
		16 -1
172A47-78480	89	15
172A47-78481	89	15 -1
172A47-78490	89	16
172A47-78491	89	16 -1
172A47-78503	77	13
172A47-78513	77	11
172A47-78522	77	10
172A47-78532	77	12
172A47-78542	77	15
172A47-78553	76	7
172A47-78561	76	8
172A47-78570	76	9
172A47-78580	68	12
172A47-78590	68	11
172A47-78600	69	19

PARTS No.	Fig.	Ref.No.
172A47-78610	70	18
172A47-78620	70	19
172A47-78632	77	16
172A47-78642	76	6
172A47-78652	76	5
172A47-78660	71	32
	96	45
172A47-78670	71	33
	96	46
172A47-78680	71	34
	96	47
172A47-78690	75	18
172A47-78700	71	35
	96	48
	114	34
172A47-78760	71	36
	96	49
172A47-78770	88	7
172A47-78780	88	8
172A47-78790	88	9
172A47-78801	73	12
172A47-78802	73	12 -1
172A47-78811	73	11
172A47-78812	73	11 -1
172A47-78820	73	14
172A47-78821	73	14 -1
172A47-78831	73	13
172A47-78832	73	13 -1
172A47-78840	73	15
172A47-78841	73	15 -1
172A47-78850	73	16
172A47-78851	73	16 -1
172A47-78860	73	19
172A47-78882	77	14
172A47-78892	77	17
172A47-78910	13	13
172A47-78921	78	7
172A47-78931	78	8
172A47-78942	78	9
	118	11
172A47-78952	78	10
	118	12
172A47-78960	73	7
172A47-78970	73	10
172A47-78980	68	10
	112	8
172A47-78990	67	8
172A47-79100-2	81	53
172A47-79101-2	81	53 -1
172A47-79101-Y	81	53 -2

PARTS No.	Fig.	Ref.No.
172A47-79150	31	12
172A47-79160	74	10
	89	24
172A47-79170	74	10 -1
	89	24 -1
172A47-79200	73	17
172A47-79301	75	12
172A47-79302	75	12 -1
172A47-79310	75	14
172A47-79320	13	14
172A47-79321	13	14 -1
172A47-79330	72	12
172A47-79340	72	14
172A47-81900-W	81	11
172A47-81920-W	81	12
172A47-81940	81	36
172A47-81941	81	36 -1
172A47-81950-W	81	35
172A47-81971	81	4
172A47-81980	81	42 -1
172A48-72102-2	43	1
172A48-72102-N	43	1 -1
172A48-72111-2	43	2
172A48-72111-N	43	2 -1
172A48-72180	43	5
172A48-72201	43	7
172A48-72250	43	11
172A48-72270	43	28
172A48-72281	43	16
172A48-72310	43	29
172A48-81610	82	1
172A52-14200	74	19
172A52-78310	70	20 -1
	113	14
172A64-03700	1	27
	2	23
172A64-17250	11	3
172A69-46270	23	12 -1
172A69-74850	95	2
172A69-74860	95	10
172A69-74900	95	11
172A69-74910	95	19
172A77-03110	1	76
	2	73
	36	2 A
172A77-16520	10	14
172A77-16540	10	14 -1
172A77-17250	11	17
172A77-46050	22	1 -1
	23	1 -1

## PARTS No. INDEX

PARTS No.	Fig.	Ref.No.
172A77-61220-2	31	1 -1
172A77-61230	31	1 B
		1 B-1
172A78-03020	90	1
172A78-03300	1	57 -2
	2	56 -2
172A78-03310	1	3 -2
	2	57 -2
172A78-03320	1	5
	2	4
172A78-03321	1	5 -1
	2	4 -1
172A78-03600	90	38
172A78-03601	90	38 -1
172A78-08520	86	1
172A78-08521	86	1 -1
172A78-08521-Y	86	1 -2
172A78-11510	4	8 -1
172A78-11520	4	9 -1
172A78-13010	6	8 -1
172A78-13020	6	8 A
172A78-14220	8	5
172A78-14600	8	29 -1
172A78-16500	10	2
172A78-16501	10	2 -1
172A78-16550	14	1
172A78-17460-1	14	15
172A78-17460-Y	14	15 -1
172A78-17500	15	11
	100	29
	101	5
172A78-18100	18	32 -2
172A78-18110	18	39 -1
172A78-18200	18	59
172A78-18300	17	5
172A78-18500	19	5
172A78-18501	19	5 -1
	98	5
172A78-18560	19	26
	98	21
172A78-46100	23	3
172A78-46101	23	3 -1
172A78-53350	29	23
172A78-54070	29	9 A
172A78-54080	29	9 B
172A78-54090	29	9 -1
172A78-61600	30	15 -1
172A78-61610	30	15 -1A
172A78-61650	30	15 -1B
172A78-64100	35	4 -5

PARTS No.	Fig.	Ref.No.
172A78-64101	35	4 -6
172A78-64200	35	4
172A78-64201-1	35	4 -1
172A78-64202	35	4 -2
172A78-64203	35	4 -3
172A78-64204	35	4 -4
172A78-64300	35	60
172A78-64500	35	14 -1
172A78-64510	64	22
		24
	95	1
172A78-64870	35	22 -1
172A78-64880	35	37 -1
172A78-64940	35	10 -1
		39 -1
172A78-64950	35	18 -1
172A78-64960	35	24 -1
172A78-64970	35	13 A
172A78-65010	36	2 -1
172A78-65100-2	36	2
172A78-65130	36	2 B
172A78-65210	36	2 B-1
172A78-65320	36	9
172A78-65350	36	4 -2
172A78-65360	36	4 A-1
172A78-65430	36	18 -1B
172A78-65440	36	18 -1C
172A78-65710	35	11 -1
172A78-74170	53	4 -1
		17 -1
	54	6 -1
	59	4 -1
		17 -1
	60	6 -1
	106	4
	107	4
		19
172A78-74200	104	1
172A78-74290	110	8
172A78-74300	109	7
172A78-74310	108	8
172A78-74320	108	21
172A78-74330	107	20
172A78-74340	106	6
	107	6
172A78-74350	105	9
172A78-74360	104	11
172A78-74370	104	26
172A78-74380	110	2
172A78-74390	109	1

PARTS No.	Fig.	Ref.No.
172A78-74400	109	12
172A78-74410	108	2
172A78-74420	108	14
172A78-74430	107	14
172A78-74440	107	1
172A78-74450	106	14
172A78-74460	106	1
172A78-74470	105	2
172A78-74480	105	14
172A78-74490	104	3
172A78-74500	104	17
172A78-74510	110	1
172A78-74520	109	11
172A78-74530	108	1
172A78-74540	108	13
172A78-74550	107	13
172A78-74560	106	13
172A78-74570	105	1
172A78-74580	105	13
172A78-74590	104	2
172A78-74600	104	16
172A78-74610	108	9
	109	8
	110	9
172A78-74620	109	21
172A78-76930-1	74	12
172A78-76930-Y	74	12 -1
172A78-76940-1	74	1
172A78-76940-Y	74	1 -1
172A78-78280	74	8
172A78-78281	74	8 -1
172A78-78290	74	9
172A78-78291	74	9 -1
172A78-81101-1	81	1
172A78-81101-Y	81	1 -1
172A78-81500-1	82	3
172A78-81500-Y	82	3 -1
172A78-81800-2	81	54
172A78-81800-Y	81	54 -1
172A78-81840-1	81	7
172A78-81840-Y	81	7 -1
172A78-81980	81	26 -1
172A79-03120	1	10 -1
	2	6 -1
172A79-03150	1	67
	2	64
	24	32
172A79-03160	1	68
	2	65
	24	33

PARTS No.	Fig.	Ref.No.
172A79-08810	97	1
172A79-12150	5	2 -1
172A79-16660	94	1
172A79-45591	103	2
172A79-45661	103	5
172A79-57660	29	4 -1
172A79-61810	30	4 -2
172A79-65410	36	18 -1
172A79-72570	43	41 -1
	44	55 -1
	45	32 -1
172A79-74500	71	6 -1
	114	6
172A79-74510	71	7 -1
	114	7
172A79-74520	71	8 -1
	114	8
172A79-74550	111	4
172A79-74560	111	6
172A79-74570	111	7
172A79-74590	111	22
172A79-76110	102	10
172A79-76250	119	6
172A79-77100	86	18
172A79-77120-1	89	8
172A79-77120-Y	89	8 -1
172A79-77150-1	86	19
172A79-77150-Y	86	19 -1
172A79-78250	71	32 -1
172A79-78260	71	33 -1
172A79-78270	71	36 -1
172A79-78470	114	30
172A79-78480	114	31
172A79-78490	114	32
172A79-78500	114	33
172A79-78510	117	1
172A79-78520	117	2
172A79-78530	117	3
172A79-78540	117	4
172A79-78550	117	5
172A79-78560	117	6
172A79-78570	116	5
172A79-78580	116	6
172A79-78590	116	7
172A79-78600	116	8
172A79-78610	113	16
172A79-78710	116	9
172A79-78720	116	10
172A79-78730	118	9
172A79-78740	112	10

## PARTS No. INDEX

PARTS No.	Fig.	Ref.No.
172A79-78750	112	11
172A79-78760	118	10
172A79-78770	116	11
172A79-78780	116	12
172A79-78790	117	7
172A79-78910	116	13
172A79-78920	113	17
172A85-16140	9	2 -1
172B02-73800	120	1
172B02-73810	120	2
172B02-73840	120	3
172B02-73850	120	4
172B02-73860	120	5
172B02-73870	120	11
172B02-73880	120	12
172B02-73900	120	10
184015-44680	7	37
184015-59110	7	40
184015-59120	7	42
184015-59190	8	42
184015-59200	8	44
184016-55700	8	36
184016-55701	8	36 -1
184016-59310	8	27
194151-57100	10	24
194200-37780	26	1
194202-56460	10	29
		30
	13	5
	68	13
	73	22
	102	7
	112	9
194440-51620	10	31
	12	15
194464-52190	11	1
	22	7
	23	15
194630-42120	20	12
194680-51670	10	8
		26
197821-88070	32	15
198094-86060	40	24
198220-61480	31	2
1A1040-43900	17	12
	26	3
	27	1
1A1040-56900	5	8
1A1380-59480	40	26
1A1380-62160	30	35

PARTS No.	Fig.	Ref.No.
1A1380-62160	34	4
		34
1A6260-64200	32	8
	99	10
1A7030-87090	18	42 -1
1A7030-88100	18	42
1A7030-88101	18	42 -1B
1A7030-88760	18	12
		15
1A7030-88820	18	10
1A7030-88840	18	17
1A7400-61250	7	44
1A7951-51300	18	42 -1A
1C6141-35370	65	2
1C6281-52310	5	7
	24	17
	26	24
1D4070-23580	22	1
	23	1
1D4103-18300	11	1 -1
1D4220-58150	18	19
1E5100-51430	37	6
1E6740-64200	26	2 -1
1E8545-80030	18	22
1E8545-80090	99	16
1E8545-80210	18	23
1E8545-80250	18	24
1E8545-80940	32	14
1E8685-79920	18	20
1E8685-79940	18	21
1E8915-84120	18	58
1E9110-79610	18	32
1E9110-79611	18	32 -1
1E9110-79680	18	33
1E9110-80100	18	34
1E9110-80110	18	40
1E9110-80130	18	35
1E9110-80140	18	36
1E9110-80150	18	37
1E9110-80160	18	38
1E9110-80170	18	39
1E9110-80180	18	41
41851-000110	13	11
		17 -1
	46	29
	52	47 -1
	63	18 -1
	66	32 -1
	67	14 -1
	68	4 -1

PARTS No.	Fig.	Ref.No.
41851-000110	68	7 A
	69	7
	70	2 -1
		5 -1
		11 -1
	71	18
		18 -1
		41 -1
		41 -2
	72	2
	75	2
		5
	76	3 -1
		12
	77	5
		7 -1
		8 -1
		21 -1
		23 -1
		25
	78	4 -1
		14
		16 -1
	80	8 -1
	88	11
		13
	89	4
		18
	96	30
		56
	102	14
	104	40
	112	3
	113	3
	114	14
		41
	115	7
		9
		12
		14
	116	2
	118	6
	119	3
		5
		9
41851-000140	43	33 -1
	67	3 -1
	68	5 -1
		6 -1
		6 -1
	69	8 -1

PARTS No.	Fig.	Ref.No.
41851-000140	69	11 -1
		12 -1
		13 -1
		25 -1
	70	10 -1
	71	42 -1
	72	8 -1
	73	8 -1
		9 -1
	96	57
	112	6
	113	5
	114	42
	115	15
41851-000180	67	5 -1
		6 -1
	70	12 -1
	72	9 -1
	89	19
	96	58
	115	16
41851-000240	71	23 -1
		43 -1
	96	35
		59
	114	19
		43
772151-81611-W	84	8
		20 A
772460-37120	20	4
772A47-75100-1	66	1
772A78-03150	2	1
772A78-03151	2	1 -1
772A78-03170	1	1
772A78-03171	1	1 -1
772A78-14100	8	1
933110-00301	11	32
933110-54100	24	23
	26	25
933111-20200	45	27
	46	12
933111-26700	43	14
	47	18
933125-94500	44	29
	45	16
933147-03400	43	39
	44	53
	45	43
	46	35
933152-02710	66	30

## PARTS No. INDEX

PARTS No.	Fig.	Ref.No.
933160-01370	72	10
933168-14170	43	40
	44	54
	45	44
	46	36
	7	43
933168-55770	8	28
		32
		45
	13	23
	40	22
933171-13691	102	25
	20	36
		48

PARTS No.	Fig.	Ref.No.
-----------	------	---------

PARTS No.	Fig.	Ref.No.
-----------	------	---------

PARTS No.	Fig.	Ref.No.
-----------	------	---------

Go to Discount-Equipment.com to order your parts

# PARTS FINDER

**Search Website  
by Part Number**



**Search Manual  
Library For Parts  
Manual & Lookup Part  
Numbers – Purchase  
or Request Quote**

**Search Manuals**

Enter your information to help us find the right parts manual for your machine.

\* Brand:

\* Model:

\* Serial:

\* Part Number:

SEARCH

**Can't Find Part or  
Manual? Request Help  
by Manufacturer,  
Model & Description**

**Parts Order Form**

Please fill in the following information to help us find the right part for your machine.

Manufacturer:	<input type="text"/>
Model:	<input type="text"/>
Description:	<input type="text"/>
Part Number:	<input type="text"/>
Quantity:	<input type="text"/>
Notes:	<input type="text"/>

Submit

Discount-Equipment.com is your online resource for quality parts & equipment.

Florida: **561-964-4949** Outside Florida TOLL FREE: **877-690-3101**

**Need parts?**

Click on this link: <http://www.discount-equipment.com/category/5443-parts/> and choose one of the options to help get the right parts and equipment you are looking for. Please have the machine model and serial number available in order to help us get you the correct parts. If you don't find the part on the website or on one of the online manuals, please fill out the request form and one of our experienced staff members will get back to you with a quote for the right part that your machine needs.

We sell worldwide for the brands: Genie, Terex, JLG, MultiQuip, Mikasa, Essick, Whiteman, Mayco, Toro Stone, Diamond Products, Generac Magnum, Airman, Haulotte, Barreto, Power Blanket, Nifty Lift, Atlas Copco, Chicago Pneumatic, Allmand, Miller Curber, Skyjack, Lull, Skytrak, Tsurumi, Husquvarna Target, Stow, Wacker, Sakai, Mi-T-M, Sullair, Basic, Dynapac, MBW, Weber, Bartell, Bennar Newman, Haulotte, Ditch Runner, Menegotti, Morrison, Contec, Buddy, Crown, Edco, Wyco, Bomag, Laymor, EZ Trench, Bil-Jax, F.S. Curtis, Gehl Pavers, Heli, Honda, ICS/PowerGrit, IHI, Partner, Imer, Clipper, MMD, Koshin, Rice, CH&E, General Equipment, Amida, Coleman, NAC, Gradall, Square Shooter, Kent, Stanley, Tamco, Toku, Hatz, Kohler, Robin, Wisconsin, Northrock, Oztec, Toker TK, Rol-Air, APT, Wylie, Ingersoll Rand / Doosan, Innovatech, Con X, Ammann, Mecalac, Makinex, Smith Surface Prep, Small Line, Wanco, Yanmar