

**YANMAR**

**PARTS CATALOG**



[www.discount-equipment.com](http://www.discount-equipment.com)

0CS10-M52103EN

Last update      Feb., 2020

Go to [Discount-Equipment.com](http://Discount-Equipment.com) to order your parts

# PARTS FINDER

**Search Website  
by Part Number**



**Search Manual  
Library For Parts  
Manual & Lookup Part  
Numbers – Purchase  
or Request Quote**

**Search Manuals**

Enter your information to search for a manual or to purchase a manual or parts.

\* Brand:

\* Model:

\* Serial:

\* Part Number:

SEARCH

**Can't Find Part or  
Manual? Request Help  
by Manufacturer,  
Model & Description**

**Parts Order Form**

Please fill in the following information:

Manufacturer:

Model:

Description:

Quantity:

Part Number:

Part Name:

Part Description:

Part Category:

Part Location:

Part Status:

Part Condition:

Part Material:

Part Color:

Part Weight:

Part Dimensions:

Part Notes:

Submit

Discount-Equipment.com is your online resource for quality parts & equipment.

Florida: **561-964-4949** Outside Florida TOLL FREE: **877-690-3101**

**Need parts?**

Click on this link: <http://www.discount-equipment.com/category/5443-parts/> and choose one of the options to help get the right parts and equipment you are looking for. Please have the machine model and serial number available in order to help us get you the correct parts. If you don't find the part on the website or on one of the online manuals, please fill out the request form and one of our experienced staff members will get back to you with a quote for the right part that your machine needs.

We sell worldwide for the brands: Genie, Terex, JLG, MultiQuip, Mikasa, Essick, Whiteman, Mayco, Toro Stone, Diamond Products, Generac Magnum, Airman, Haulotte, Barreto, Power Blanket, Nifty Lift, Atlas Copco, Chicago Pneumatic, Allmand, Miller Curber, Skyjack, Lull, Skytrak, Tsurumi, Husquvarna Target, Stow, Wacker, Sakai, Mi-T-M, Sullair, Basic, Dynapac, MBW, Weber, Bartell, Bennar Newman, Haulotte, Ditch Runner, Menegotti, Morrison, Contec, Buddy, Crown, Edco, Wyco, Bomag, Laymor, EZ Trench, Bil-Jax, F.S. Curtis, Gehl Pavers, Heli, Honda, ICS/PowerGrit, IHI, Partner, Imer, Clipper, MMD, Koshin, Rice, CH&E, General Equipment, Amida, Coleman, NAC, Gradall, Square Shooter, Kent, Stanley, Tamco, Toku, Hatz, Kohler, Robin, Wisconsin, Northrock, Oztec, Toker TK, Rol-Air, APT, Wylie, Ingersoll Rand / Doosan, Innovatech, Con X, Ammann, Mecalac, Makinex, Smith Surface Prep, Small Line, Wanco, Yanmar

# P R E F A C E

1. This Parts Catalog carries Yanmar excavator (crawler back-hoe) SV08-1A for U.S.A., Australia, Korea, New Zealand, South Africa & Hong Kong. (M/# 14001~)

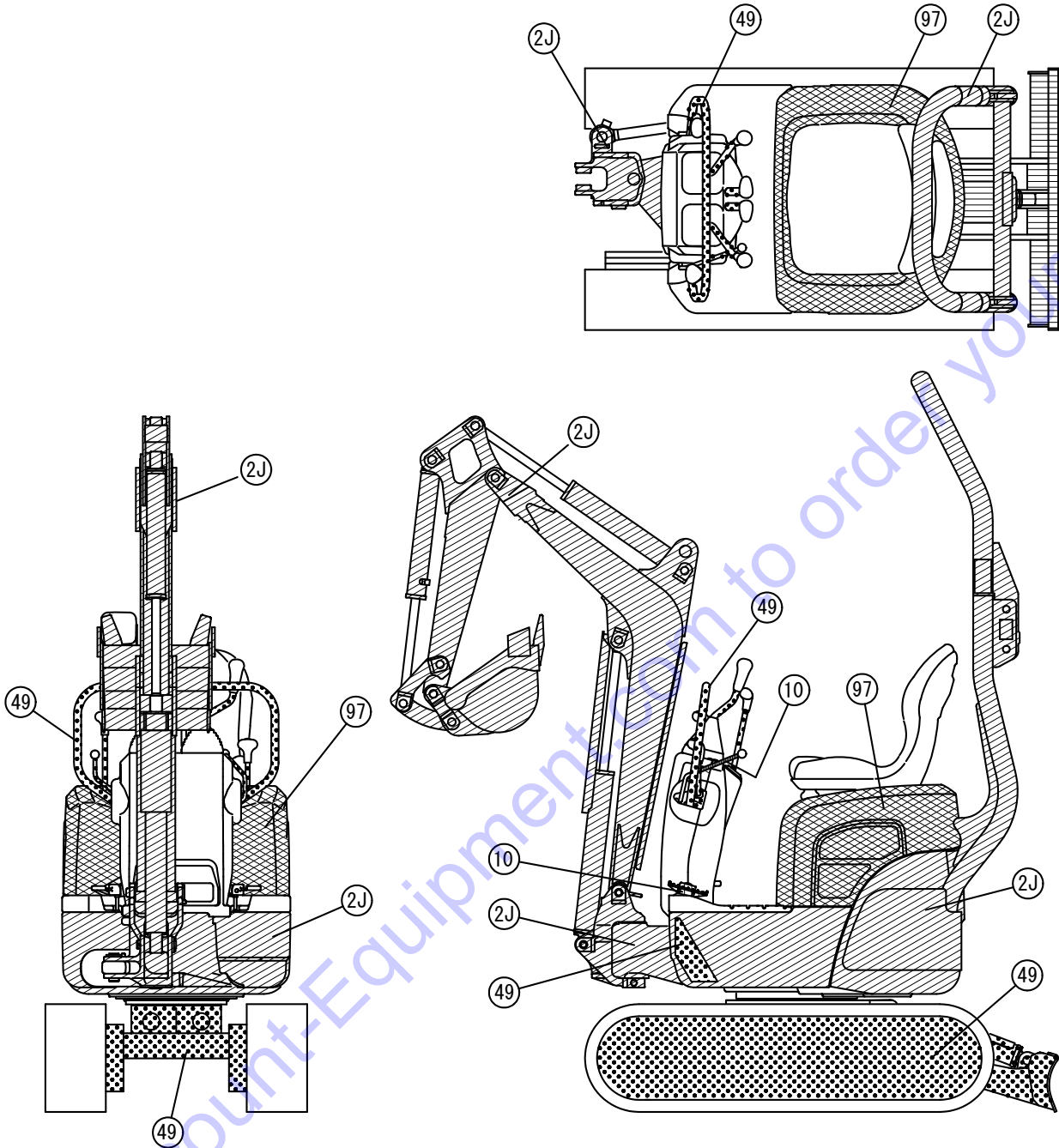
2. Parts catalog history


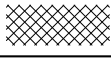


		Model	Published	Remarks
1st edition	Vehicle	SV08-1A (US, AS, KR)	Feb. , 2008	Disuse old edition
	Engine	2TE67L-BV3		
1st revised	Vehicle	SV08-1A (US, AS, KR)	Jul. , 2014	Disuse old edition
	Engine	2TE67L-BV3		
2nd revised	Vehicle	SV08-1A (US, AS, KR, NZ)	Mar. , 2016	Disuse old edition
	Engine	2TE67L-BV3		
3rd revised	Vehicle	SV08-1A (US, AS, KR, NZ, SA, HK)	Dec. , 2017	
	Engine	2TE67L-BV3		

3. Your understanding is asking that this parts catalog is not a technical data manual setting forth as servicing procedures, This parts catalog is using simplified illustration.

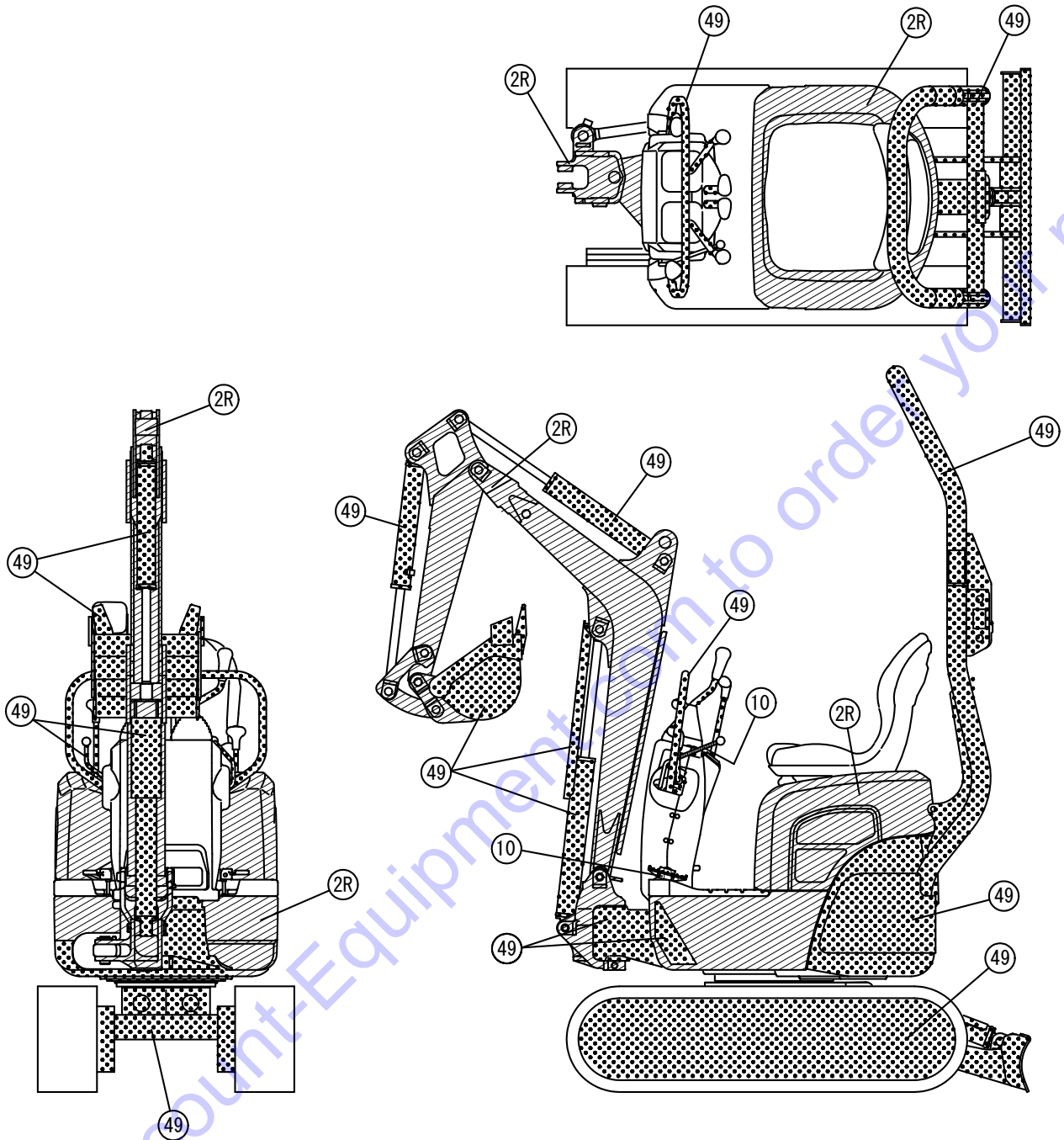
Be sure to use Yanmar Genuine Parts in your maintenance servicing of Yanmar products. Be careful not to use the simple parts available in the market, otherwise their use in repairing causes such as an early breakage, for instance.




# VEHICLE PAINTED COLOR (1) (TO M17000)



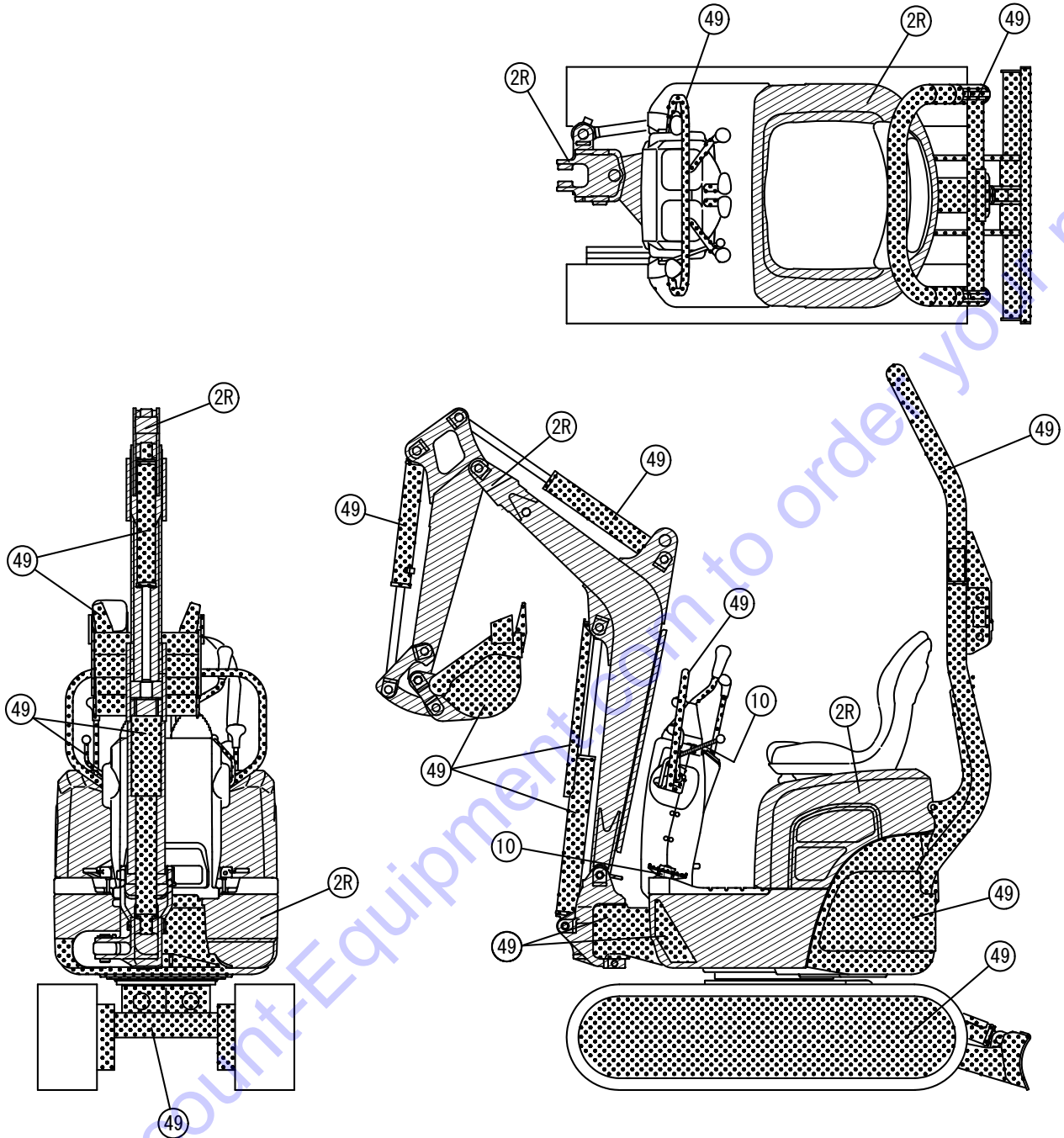
Color Code	Description	Painted Color	Paint Part No.		
			16L Can	4L Can	SPRAY
2J		YANMAR New Permanent Yellow 2	981101-09520	977620-40871	977620-30872
97		YANMAR Peacock Green	981101-09597	977620-40970	977620-30971
49		YANMAR Navy Gray	-----	TOR-91390001	TOR-94800491
10		YANMAR Red 2	-----	TOR-91000002	TOR-90000004




# VEHICLE PAINTED COLOR (2) (FROM M17001 TO MAF000)



Color Code	Description	Painted Color	Paint Part No.		
			16L Can	4L Can	SPRAY
2R		YANMAR Turmeric Yellow	-----	977620-41001	977620-41002
49		YANMAR Navy Gray	-----	TOR-91390001	TOR-94800491
10		YANMAR Red 2	-----	TOR-91000002	TOR-90000004

# VEHICLE PAINTED COLOR (3) (FROM MAF001)



Color Code	Description	Painted Color	Paint Part No.		
			16L Can	4L Can	SPRAY
2R		YANMAR Turmeric Yellow	-----	977620-41001	977620-41002
49		YANMAR Navy Gray	-----	TOR-91390001	TOR-94800491
10		YANMAR Red 2	-----	TOR-91000002	TOR-90000004

# PICTURESQUE INDEX (1) · · · MAIN PARTS

## 1. LABEL & ACCESSORY

Fig. 1 to 4, 77, 82 to 84

## 12. OPTIONAL & KIT

Fig. 74, 85 to 87

## 3. ELECTRICAL PARTS

Fig. 11 to 13

## 5. CONTROL EQUIPMENT

Fig. 16 to 27

## 10. HYDRAULIC OIL PIPING

Fig. 52 to 62

RIGHT

REAR

## 7. AROUND SEAT

Fig. 31 to 33

## 2. ENGINE RELATED

Fig. 5 to 10, 68

## 8. BONNET

Fig. 34

## 6. FRAME

Fig. 28 to 30, 78

## 4. TRAVELING

Fig. 14, 15, 75

## 11. IMPLEMENT

Fig. 63 to 67

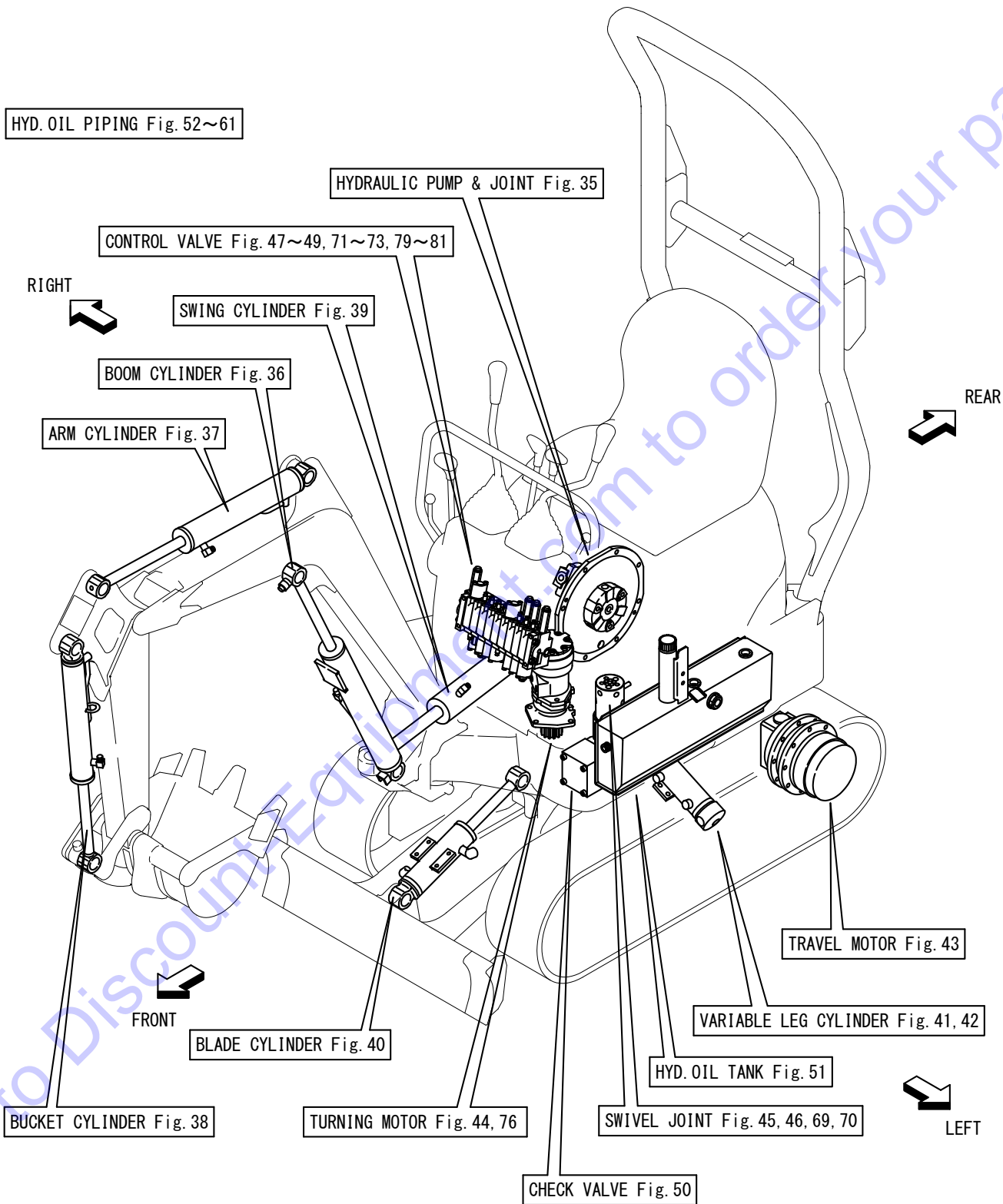
FRONT

LEFT

## 9. HYDRAULIC OIL EQUIPMENT

Fig. 35 to 51, 69 to 73, 76, 79 to 81

# PICTURESQUE INDEX (2) ■ ■ ■ HYDRAULIC SECTION





# Contents

OCS10-M52103

Fig. No. Fig. Name

## LABEL & ACCESSORY

1. LABEL(VARIABLE LEG : LINK TYPE)(TO MAF000)
82. (1A)LABEL(VARIABLE LEG : LINK TYPE)(FROM MAF001)
77. (1B)LABEL(VARIABLE LEG : SLIDE TYPE)(TO MAF000)
83. (1C)LABEL(VARIABLE LEG : SLIDE TYPE)(FROM MAF001)
2. LABEL(KR)(TO MAF000)
84. (2A)LABEL(KR)(FROM MAF001)
3. LABEL(SAFETY)
4. ACCESSORY

## ENGINE RELATED

5. MUFFLER & AIR CLEANER
6. ACCELERATOR
7. ENGINE MOUNT(US, AS : TO M18847, KR : TO M14655)
68. (7A)ENGINE MOUNT(US, AS : FROM M18848, KR : FROM M14656)
8. RADIATOR & MOUNT
9. FUEL TANK
10. FUEL PIPING

## ELECTRICAL PARTS

11. BATTERY
12. WIRING
13. EQUIPMENT

Fig. No. Fig. Name

## TRAVELING

14. SPROCKET & TRACK ROLLER(Y SPEC.)
75. (14A)TRACK ROLLER(S SPEC.)
15. IDLER, CRAWLER ADJUST & CRAWLER

## CONTROL EQUIPMENT

16. LINK STAND
17. STOPPER
18. OPERATION LEVER(RIGHT)
19. OPERATION LEVER(RIGHT)(KR)
20. OPERATION LEVER(LEFT)
21. OPERATION LEVER(LEFT)(KR)
22. TRAVEL LEVER & BLADE LEVER
23. TRAVEL LEVER & BLADE LEVER(KR)
24. LINK
25. SWING PEDAL
26. P.T.O. PEDAL
27. VARIABLE LEG LEVER

## FRAME

28. TRAVEL FRAME(VARIABLE LEG : LINK TYPE)
29. TRAVEL FRAME(VARIABLE LEG : SLIDE TYPE)(KR)
78. (29A)TRAVEL FRAME(VARIABLE LEG : SLIDE TYPE)(AS, NZ)
30. TURNING FRAME & TURNING BEARING

Go to Discount-Equipment.com to order your parts

# Contents

OCS10-M52103

Fig. No. Fig. Name

## AROUND SEAT

- 31. STEP & TURNING LOCK
- 32. SEAT & SEAT MOUNT
- 33. ROPS & SEAT BELT

## BONNET

- 34. BONNET

## HYDRAULIC OIL EQUIPMENT

- 35. HYDRAULIC PUMP & JOINT
- 36. BOOM CYLINDER
- 37. ARM CYLINDER
- 38. BUCKET CYLINDER
- 39. SWING CYLINDER
- 40. BLADE CYLINDER
- 41. VARIABLE LEG CYLINDER(LINK TYPE)
- 42. VARIABLE LEG CYLINDER(SLIDE TYPE)
- 43. TRAVEL MOTOR
- 44. TURNING MOTOR(N SPEC.)(TO M19874)
- 76. (44A)TURNING MOTOR(E SPEC.)(FROM M19875)
- 45. SWIVEL JOINT(Y SPEC.)(VARIABLE LEG : LINK TYPE)(TO M17687)
- 70. (45A)SWIVEL JOINT(N SPEC.)(VARIABLE LEG : LINK TYPE)(FROM M17688)
- 46. SWIVEL JOINT(Y SPEC.)(VARIABLE LEG : SLIDE TYPE)(TO M17682)
- 69. (46A)SWIVEL JOINT(N SPEC.)(VARIABLE LEG : SLIDE TYPE)(FROM M17683)
- 47. CONTROL VALVE(1/3)(VARIABLE LEG : LINK TYPE)

Fig. No. Fig. Name

- 48. CONTROL VALVE(2/3)(VARIABLE LEG : LINK TYPE)
- 49. CONTROL VALVE(3/3)(VARIABLE LEG : LINK TYPE)
- 71. (49A)CONTROL VALVE(1/3)(VARIABLE LEG : SLIDE TYPE)(KR)
- 72. (49B)CONTROL VALVE(2/3)(VARIABLE LEG : SLIDE TYPE)(KR)
- 73. (49C)CONTROL VALVE(3/3)(VARIABLE LEG : SLIDE TYPE)(KR)
- 79. (49D)CONTROL VALVE(1/3)(VARIABLE LEG : SLIDE TYPE)(AS, NZ)
- 80. (49E)CONTROL VALVE(2/3)(VARIABLE LEG : SLIDE TYPE)(AS, NZ)
- 81. (49F)CONTROL VALVE(3/3)(VARIABLE LEG : SLIDE TYPE)(AS, NZ)
- 50. CHECK VALVE(VARIABLE LEG : LINK TYPE)
- 51. HYD. OIL TANK

## HYDRAULIC OIL PIPING

- 52. TANK - PUMP - CONTROL VALVE
- 53. CONTROL VALVE - TURNING MOTOR & SWING CYLINDER
- 54. CONTROL VALVE - SWIVEL JOINT(VARIABLE LEG : LINK TYPE)
- 55. CONTROL VALVE - SWIVEL JOINT(VARIABLE LEG : SLIDE TYPE)
- 56. RETURN
- 57. P.T.O.(FRAME END)
- 58. TRAVEL FRAME(VARIABLE LEG : LINK TYPE)
- 59. TRAVEL FRAME(VARIABLE LEG : SLIDE TYPE)
- 60. BOOM
- 61. P.T.O.(BOOM END)
- 62. GREASING

# Contents

OCS10-M52103

Fig. No. Fig. Name

Fig. No. Fig. Name

## IMPLEMENT

63. BOOM & BOOM BRACKET

64. ARM

65. BUCKET ARM & LINK

66. BUCKET

67. BLADE

## OPTIONAL & KIT

74. LABEL KIT(FOR CANADA)(OPTIONAL)

85. SUPPORT KIT(LINK STAND)(OPTIONAL)(REPAIR PARTS)

86. TRAVEL ALARM KIT(OPTIONAL)

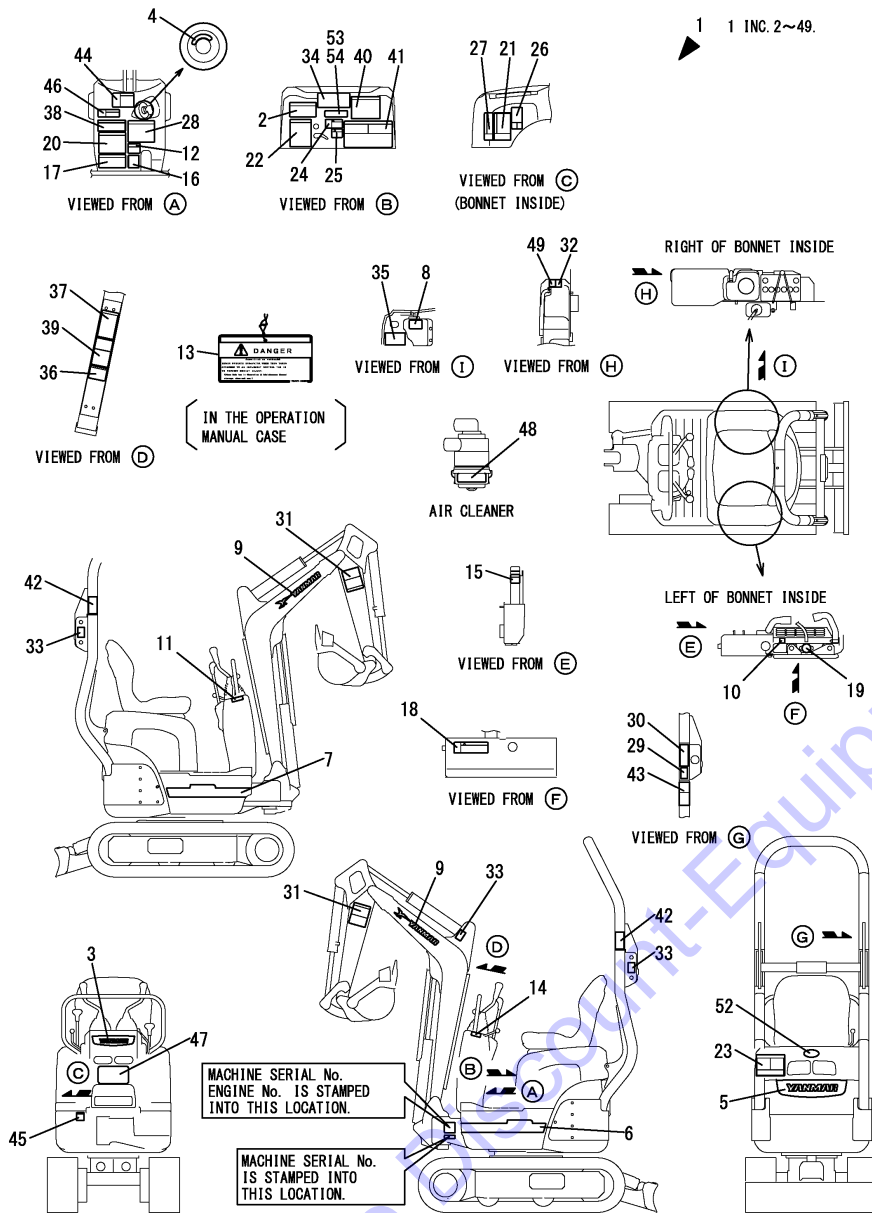
87. TURNING MOTOR KIT(OPTIONAL)

Go to [Discount-Equipment.com](http://Discount-Equipment.com) to order your parts

Fig.1. LABEL(VARIABLE LEG : LINK TYPE)(TO MAF000)

(A)=SV08-1A(US)  
 (B)=SV08-1A(AS)  
 (C)=SV08-1A(KR)

(D)=SV08-1A(NZ)  
 (E)=SV08-1A(SA)  
 (F)=SV08-1A(HK)



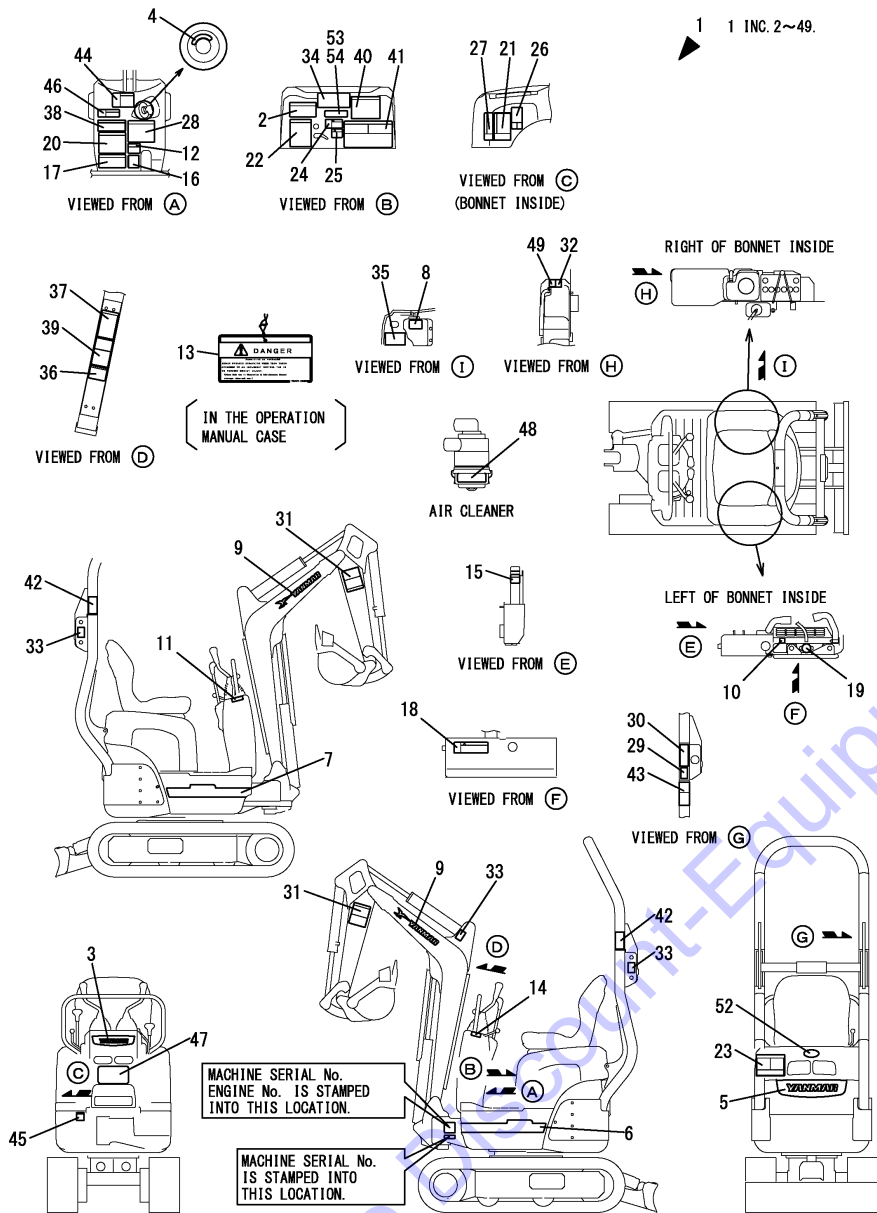
No.	Lev.	Parts No.	Description	Q'ty						I	R
				(A)	(B)	(C)	(D)	(E)	(F)		
1	1	172A82-03060	SET,LABEL SV08-1A US	1	1						
1-1	1	172A82-03061	LABEL KIT,SV08-1A UY	1	1		1				S
		(A=M17001) (B=M17001)									
2	2	172472-03141	LABEL, SUPPORT	1	1		1				
3	2	172446-03160	LABEL	1	1						
3-1	2	172A82-03160	LABEL,FRONT EMBLEM	1	1		1				S
		(A=M17001) (B=M17001)									
4	2	172A64-03700	LABEL, START SWITCH	1	1		1				
5	2	172446-03170	LABEL	1	1						
5-1	2	172A82-03170	LABEL,REAR EMBLEM	1	1		1				S
		(A=M17001) (B=M17001)									
6	2	172A29-03180	LABEL,S.STRIPE L	1	1						
6-1	2	172A82-03180	LABEL,SIDE L	1	1		1				S
		(A=M17001) (B=M17001)									
7	2	172A29-03190	LABEL,S.STRIPE R	1	1						
7-1	2	172A82-03190	LABEL,SIDE R	1	1		1				S
		(A=M17001) (B=M17001)									
8	2	172A38-03201	LABEL, SUB TANK	1	1		1				
9	2	172A55-03310	LABEL, BRAND 450	2	2						
9-1	2	172A86-03310	LABEL,YANMAR	2	2		2				S
		(A=M17001) (B=M17001)									
10	2	172A38-03211	LABEL, ANTI-FREEZING	1	1		1				
11	2	172446-03240	LABEL	1	1		1				
12	2	172433-03251	LABEL, SWING LOCK US	1	1		1				
13	2	172437-03252	TAG ASSY, CAUTION	1	1		1				
14	2	172183-03280	LABEL, LOCK	1	1		1				
15	2	172463-03290	LABEL, HYD.OIL	1	1		1				
16	2	172137-03300	LABEL, TURNING LOCK	1	1		1				
17	2	172437-03312	LABEL, SLOPE	1	1		1				
18	2	172437-03322	LABEL, RESERVOIR US	1	1		1				
19	2	172462-03320	LABEL, RADIATOR	1	1		1				
20	2	172437-03343	LABEL, TRANSPORT	1	1		1				
21	2	172437-03361	LABEL, BATTERY	1	1		1				
22	2	172437-03372	LABEL, NEUTRAL	1	1		1				
23	2	172437-03381	LABEL, SWING AREA	1	1		1				
23-1	2	172A64-03380	LABEL,SWING AREA US	1	1		1				N
		(A=M15145) (B=M15145)									
24	2	172437-03391	LABEL, RADIATOR	1	1		1				
25	2	172437-03402	LABEL, ENGINE COVER	1	1		1				
26	2	172A36-03411	LABEL, ENGINE ROOM	1	1		1				
27	2	172437-03422	LABEL, SILENCER	1	1		1				
28	2	172437-03432	LABEL, STEERING	1	1		1				
29	2	172437-03441	LABEL, ROPS	1	1		1				
30	2	172437-03451	LABEL, SEAT BELT	1	1		1				
31	2	172437-03461	LABEL, BOOM	2	2		2				
32	2	172437-03501	LABEL, FUEL	1	1		1				
33	2	172437-03511	LABEL, HOOK	3	3		3				
34	2	172437-03601	LABEL, 2-WAY US	1	1		1				
35	2	172446-03632	LABEL, HUSE US	1	1		1				
36	2	172446-03640	LABEL,GREASE E	1	1		1				
37	2	172446-03652	LABEL, VARIABLE US	1	1		1				

Remarks  
 (1)Optional : CALIFORNIA

Fig.1. LABEL(VARIABLE LEG : LINK TYPE)(TO MAF000)

(A)=SV08-1A(US)  
 (B)=SV08-1A(AS)  
 (C)=SV08-1A(KR)

(D)=SV08-1A(NZ)  
 (E)=SV08-1A(SA)  
 (F)=SV08-1A(HK)



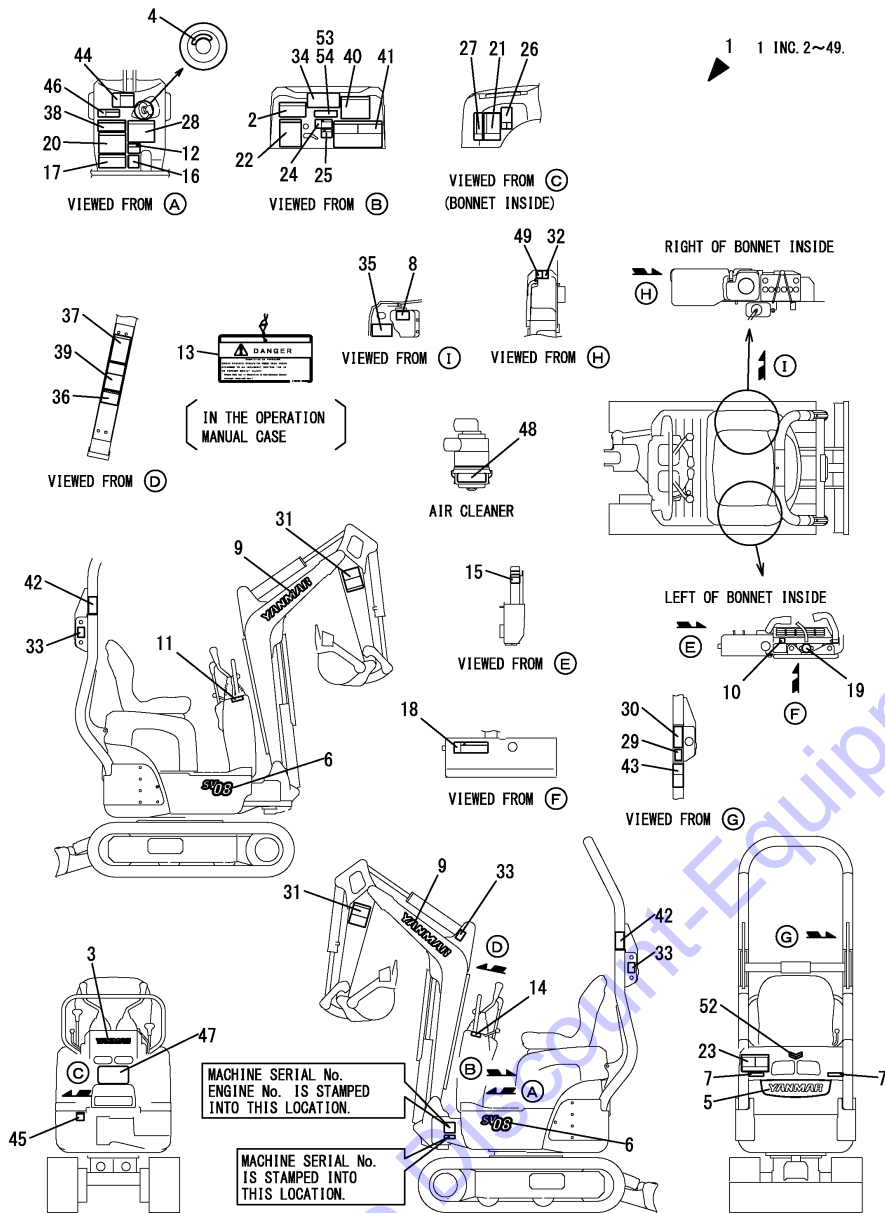
No.	Lev.	Parts No.	Description	Q'ty						I	R
				(A)	(B)	(C)	(D)	(E)	(F)		
38	2	172A82-03700	LABEL, SPECIFICATION	1	1		1				
39	2	172446-03711	LABEL, LIFT US	1	1		1				
40	2	172A29-03720	LABEL, OIL & WATER US	1	1		1				
41	2	172A82-03730	LABEL, LIFT US	1	1		1				
42	2	172A29-03740	LABEL, PINCH ROPS	2	2		2				
43	2	172A29-03750	LABEL, FOLDING ROPS	1	1		1				
44	2	172A29-03760	LABEL, MANUAL US	1	1		1				
45	2	172A29-03800	LABEL, GREASE US	1	1		1				
46	2	172A29-03810	LABEL, LEVER LOCK US	1	1		1				
47	2	172A29-03820	LABEL, PATTERN CHANGE	1	1		1				
48	2	172125-03951	LABEL, AIR CLEANER	1	1		1				
49	2	114110-07760	LABEL, FUEL CAUTION	1	1						
49-1	2	114110-07761	LABEL, FUEL OIL CAUT	1	1		1				S
		(A=M17001) (B=M17001)									
52	1	172A88-03050	EMBLEM ASSY	1	1		1				W
		(A=M17001) (B=M17001)									
53	1	172B03-03800	LABEL, CAL P65 US		1						W 1
		(A=MAG403)									
54	1	172B03-03810	LABEL, CAL P65 SP		1						W 1
		(A=MAG403)									

Remarks  
 (1)Optional : CALIFORNIA

Fig.82. (1A)LABEL(VARIABLE LEG : LINK TYPE)(FROM MAF001)

(A)=SV08-1A(US)  
(B)=SV08-1A(AS)  
(C)=SV08-1A(KR)

(D)=SV08-1A(NZ)  
(E)=SV08-1A(SA)  
(F)=SV08-1A(HK)

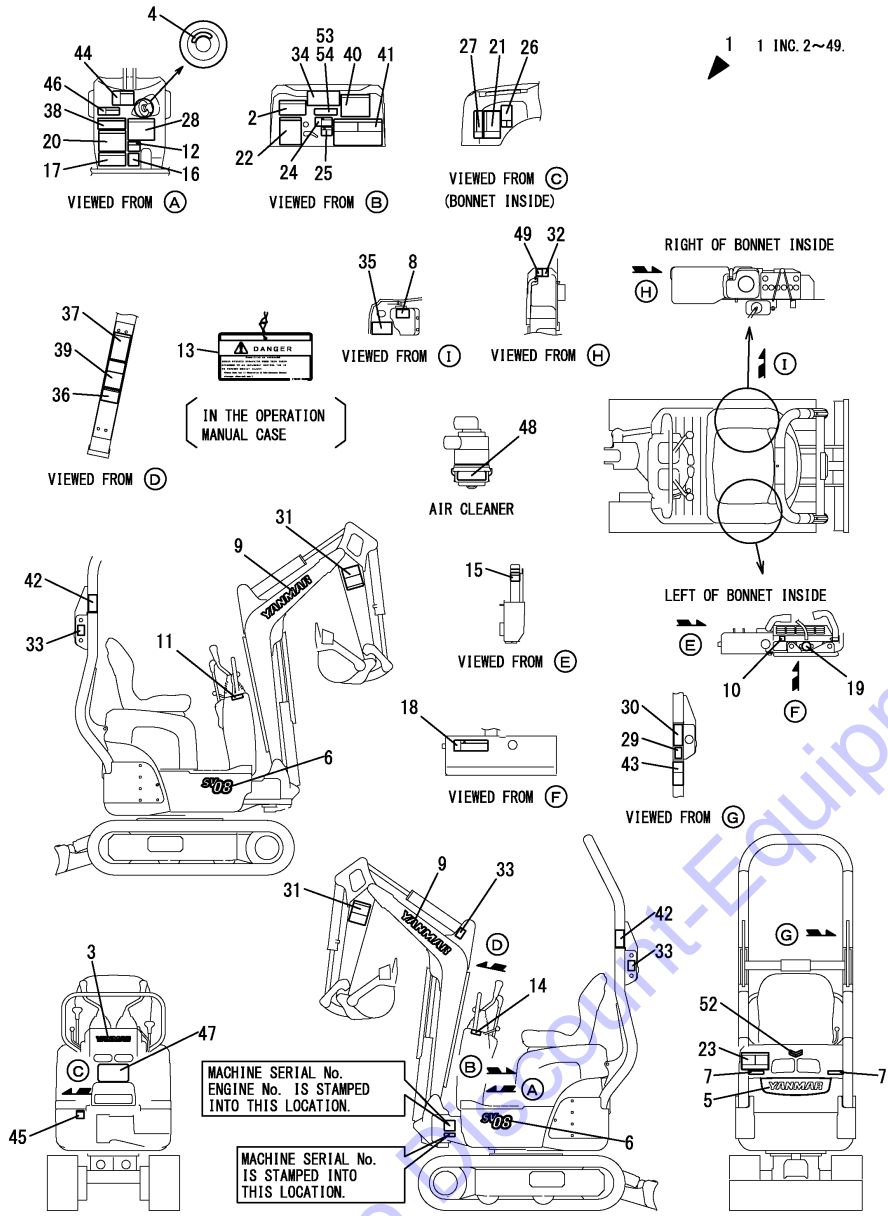


No.	Lev.	Parts No.	Description	Q'ty						I	R
				(A)	(B)	(C)	(D)	(E)	(F)		
1	1	172A82-03062	LABEL KIT,SV08-1A US	1	1		1	1	1		
2	2	172472-03141	LABEL, SUPPORT	1	1		1	1	1		
3	2	172A86-03720	LABEL, YANMAR 200 B	1	1		1	1	1		
4	2	172A64-03700	LABEL, START SWITCH	1	1		1	1	1		
5	2	172A82-03790	LABEL, REAR	1	1		1	1	1		
6	2	172A82-03470	LABEL, MODEL SV08	2	2		2	2	2		
7	2	172B04-03970	LABEL, REFLECTOR S	2	2		2	2	2		
8	2	172A38-03201	LABEL, SUB TANK	1	1		1	1	1		
9	2	172A86-03770	LABEL, YANMAR 355 B	2	2		2	2	2		
10	2	172A38-03211	LABEL, ANTI-FREEZING	1	1		1	1	1		
11	2	172446-03240	LABEL	1	1		1	1	1		
12	2	172433-03251	LABEL, SWING LOCK US	1	1		1	1	1		
13	2	172437-03252	TAG ASSY, CAUTION	1	1		1	1	1		
14	2	172183-03280	LABEL, LOCK	1	1		1	1	1		
15	2	172463-03290	LABEL, HYD.OIL	1	1		1	1	1		
16	2	172137-03300	LABEL, TURNING LOCK	1	1		1	1	1		
17	2	172437-03312	LABEL, SLOPE	1	1		1	1	1		
18	2	172437-03322	LABEL, RESERVOIR US	1	1		1	1	1		
19	2	172462-03320	LABEL, RADIATOR	1	1		1	1	1		
20	2	172437-03343	LABEL, TRANSPORT	1	1		1	1	1		
21	2	172437-03361	LABEL, BATTERY	1	1		1	1	1		
22	2	172437-03372	LABEL, NEUTRAL	1	1		1	1	1		
23	2	172A64-03380	LABEL, SWING AREA US	1	1		1	1	1		
24	2	172437-03391	LABEL, RADIATOR	1	1		1	1	1		
25	2	172437-03402	LABEL, ENGINE COVER	1	1		1	1	1		
26	2	172A36-03411	LABEL, ENGINE ROOM	1	1		1	1	1		
27	2	172437-03422	LABEL, SILENCER	1	1		1	1	1		
28	2	172437-03432	LABEL, STEERING	1	1		1	1	1		
29	2	172437-03441	LABEL, ROPS	1	1		1	1	1		
30	2	172437-03451	LABEL, SEAT BELT	1	1		1	1	1		
31	2	172437-03461	LABEL, BOOM	2	2		2	2	2		
32	2	172437-03501	LABEL, FUEL	1	1		1	1	1		
33	2	172437-03511	LABEL, HOOK	3	3		3	3	3		
34	2	172437-03601	LABEL, 2-WAY US	1	1		1	1	1		
35	2	172446-03632	LABEL, HUSE US	1	1		1	1	1		
36	2	172446-03640	LABEL, GREASE E	1	1		1	1	1		
37	2	172446-03652	LABEL, VARIABLE US	1	1		1	1	1		
38	2	172A82-03700	LABEL, SPECIFICATION	1	1		1	1	1		
39	2	172446-03711	LABEL, LIFT US	1	1		1	1	1		
40	2	172A29-03720	LABEL, OIL & WATER US	1	1		1	1	1		
41	2	172A82-03730	LABEL, LIFT US	1	1		1	1	1		
41-1	2	172A82-03731	LABEL, LIFT US	1	1		1	1	1		N
				(A=MAF324)	(B=MAF324)	(D=MAF324)					
42	2	172A29-03740	LABEL, PINCH ROPS	2	2		2	2	2		
43	2	172A29-03750	LABEL, FOLDING ROPS	1	1		1	1	1		
44	2	172A29-03760	LABEL, MANUAL US	1	1		1	1	1		
45	2	172A29-03800	LABEL, GREASE US	1	1		1	1	1		
46	2	172A29-03810	LABEL, LEVER LOCK US	1	1		1	1	1		
47	2	172A29-03820	LABEL, PATTERN CHANGE	1	1		1	1	1		
48	2	172125-03951	LABEL, AIR CLEANER	1	1		1	1	1		
49	2	114110-07761	LABEL, FUEL OIL CAUT	1	1		1	1	1		

Remarks  
(1)Optional : CALIFORNIA

Fig.82. (1A)LABEL(VARIABLE LEG : LINK TYPE)(FROM MAF001)

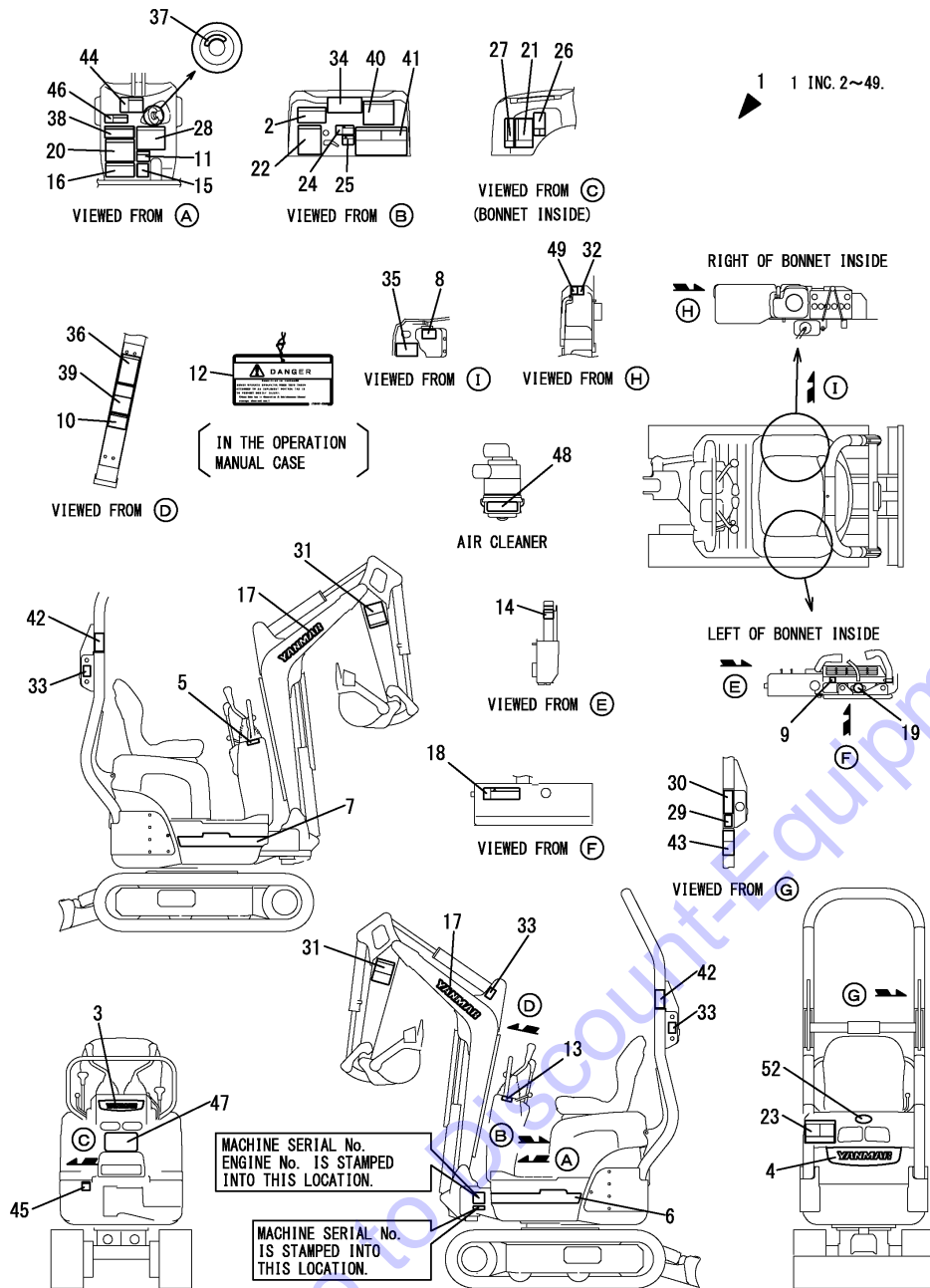
(A)=SV08-1A(US) (D)=SV08-1A(NZ)  
 (B)=SV08-1A(AS) (E)=SV08-1A(SA)  
 (C)=SV08-1A(KR) (F)=SV08-1A(HK)



No.	Lev.	Parts No.	Description	Q'ty						I	R
				(A)	(B)	(C)	(D)	(E)	(F)		
52	1	172A88-03010	EMBLEM ASSY,FY S1 Y	1	1		1	1	1		
53	1	172B03-03800	LABEL,CAL P65 US (A=MAG403)	1							W 1
54	1	172B03-03810	LABEL,CAL P65 SP (A=MAG403)	1							W 1

Remarks  
 (1)Optional : CALIFORNIA

Fig.77. (1B)LABEL(VARIABLE LEG : SLIDE TYPE)(TO MAF000)



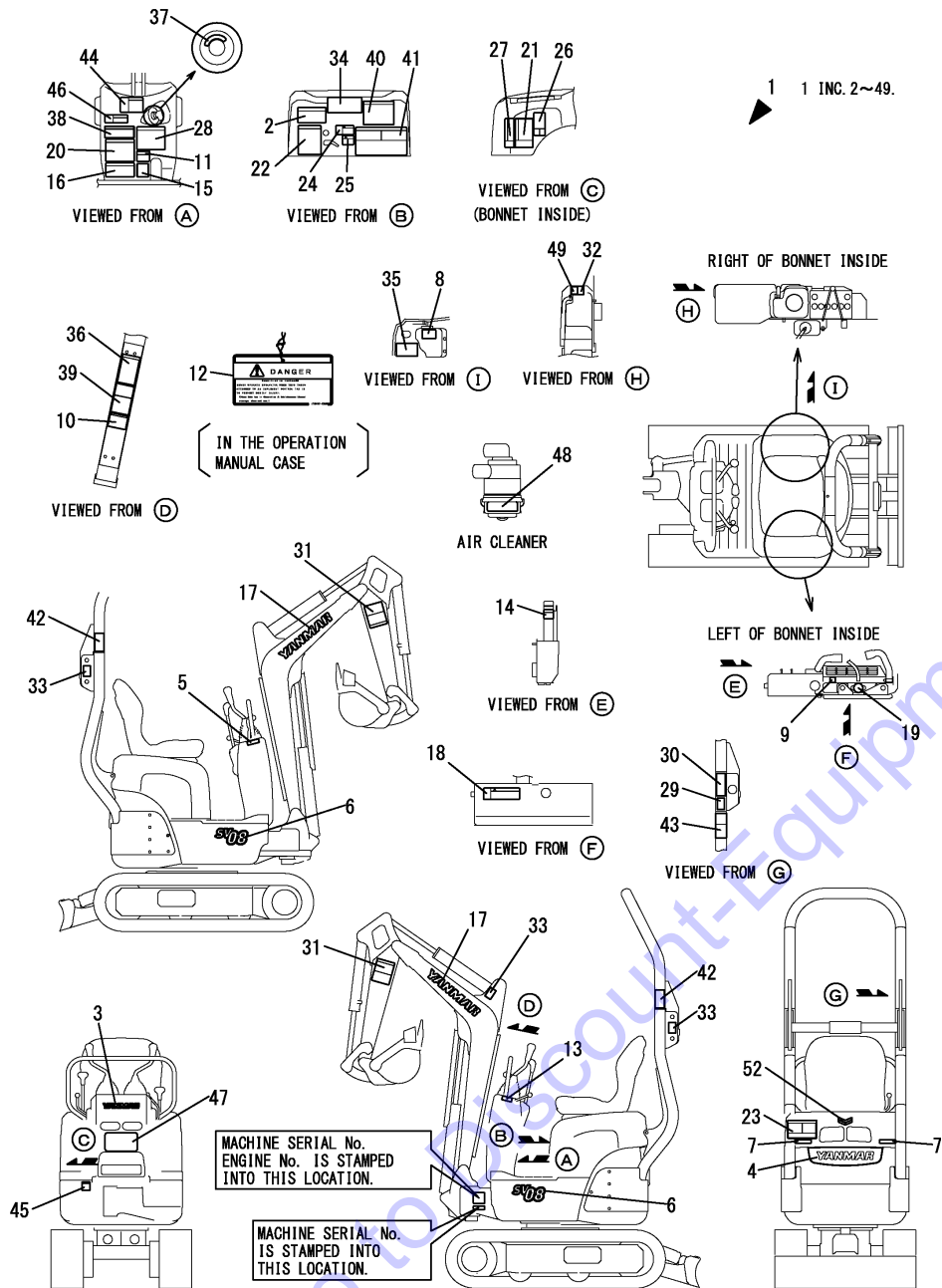
(A)=SV08-1A(US)  
(B)=SV08-1A(AS)  
(C)=SV08-1A(KR)

(D)=SV08-1A(NZ)  
(E)=SV08-1A(SA)  
(F)=SV08-1A(HK)

No.	Lev.	Parts No.	Description	Q'ty						I	R
				(A)	(B)	(C)	(D)	(E)	(F)		
1	1	172A82-03090	LABEL KIT,SV08-1AUYS	1	1						
2	2	172472-03141	LABEL, SUPPORT	1	1						
3	2	172A82-03160	LABEL,FRONT EMBLEM	1	1						
4	2	172A82-03170	LABEL,REAR EMBLEM	1	1						
5	2	172448-03180	LABEL,W/S OPERATION	1	1						
6	2	172A82-03180	LABEL,SIDE L	1	1						
7	2	172A82-03190	LABEL,SIDE R	1	1						
8	2	172A38-03201	LABEL, SUB TANK	1	1						
9	2	172A38-03211	LABEL, ANTI-FREEZING	1	1						
10	2	172480-03220	LABEL,GREASING	1	1						
11	2	172433-03251	LABEL, SWING LOCK US	1	1						
12	2	172437-03252	TAG ASSY, CAUTION	1	1						
13	2	172183-03280	LABEL, LOCK	1	1						
14	2	172463-03290	LABEL, HYD.OIL	1	1						
15	2	172137-03300	LABEL, TURNING LOCK	1	1						
16	2	172437-03312	LABEL, SLOPE	1	1						
17	2	172A86-03310	LABEL, YANMAR	2	2						
18	2	172437-03322	LABEL, RESERVOIR US	1	1						
19	2	172462-03320	LABEL, RADIATOR	1	1						
20	2	172437-03343	LABEL, TRANSPORT	1	1						
21	2	172437-03361	LABEL, BATTERY	1	1						
22	2	172437-03372	LABEL, NEUTRAL	1	1						
23	2	172A64-03380	LABEL,SWING AREA US	1	1						
24	2	172437-03391	LABEL, RADIATOR	1	1						
25	2	172437-03402	LABEL, ENGINE COVER	1	1						
26	2	172A36-03411	LABEL, ENGINE ROOM	1	1						
27	2	172437-03422	LABEL, SILENCER	1	1						
28	2	172437-03432	LABEL, STEERING	1	1						
29	2	172437-03441	LABEL, ROPS	1	1						
30	2	172437-03451	LABEL, SEAT BELT	1	1						
31	2	172437-03461	LABEL, BOOM	2	2						
32	2	172437-03501	LABEL, FUEL	1	1						
33	2	172437-03511	LABEL, HOOK	3	3						
34	2	172437-03601	LABEL, 2-WAY US	1	1						
35	2	172446-03632	LABEL, HUSE US	1	1						
36	2	172446-03652	LABEL, VARIABLE US	1	1						
37	2	172A64-03700	LABEL, START SWITCH	1	1						
38	2	172A82-03710	LABEL,SPECIFICATION	1	1						
39	2	172446-03711	LABEL, LIFT US	1	1						
40	2	172A29-03720	LABEL,OIL & WATER US	1	1						
41	2	172A82-03730	LABEL,LIFT US	1	1						
42	2	172A29-03740	LABEL, PINCH ROPS	2	2						
43	2	172A29-03750	LABEL, FOLDING ROPS	1	1						
44	2	172A29-03760	LABEL, MANUAL US	1	1						
45	2	172A29-03800	LABEL, GREASE US	1	1						
46	2	172A29-03810	LABEL, LEVER LOCK US	1	1						
47	2	172A29-03820	LABEL,PATTERN CHANGE	1	1						
48	2	172125-03951	LABEL, AIR CLEANER	1	1						
49	2	114110-07761	LABEL, FUEL OIL CAUT	1	1						
52	1	172A88-03050	EMBLEM ASSY	1	1						



Fig.83. (1C)LABEL(VARIABLE LEG : SLIDE TYPE)(FROM MAF001)



(A)=SV08-1A(US)  
(B)=SV08-1A(AS)  
(C)=SV08-1A(KR)

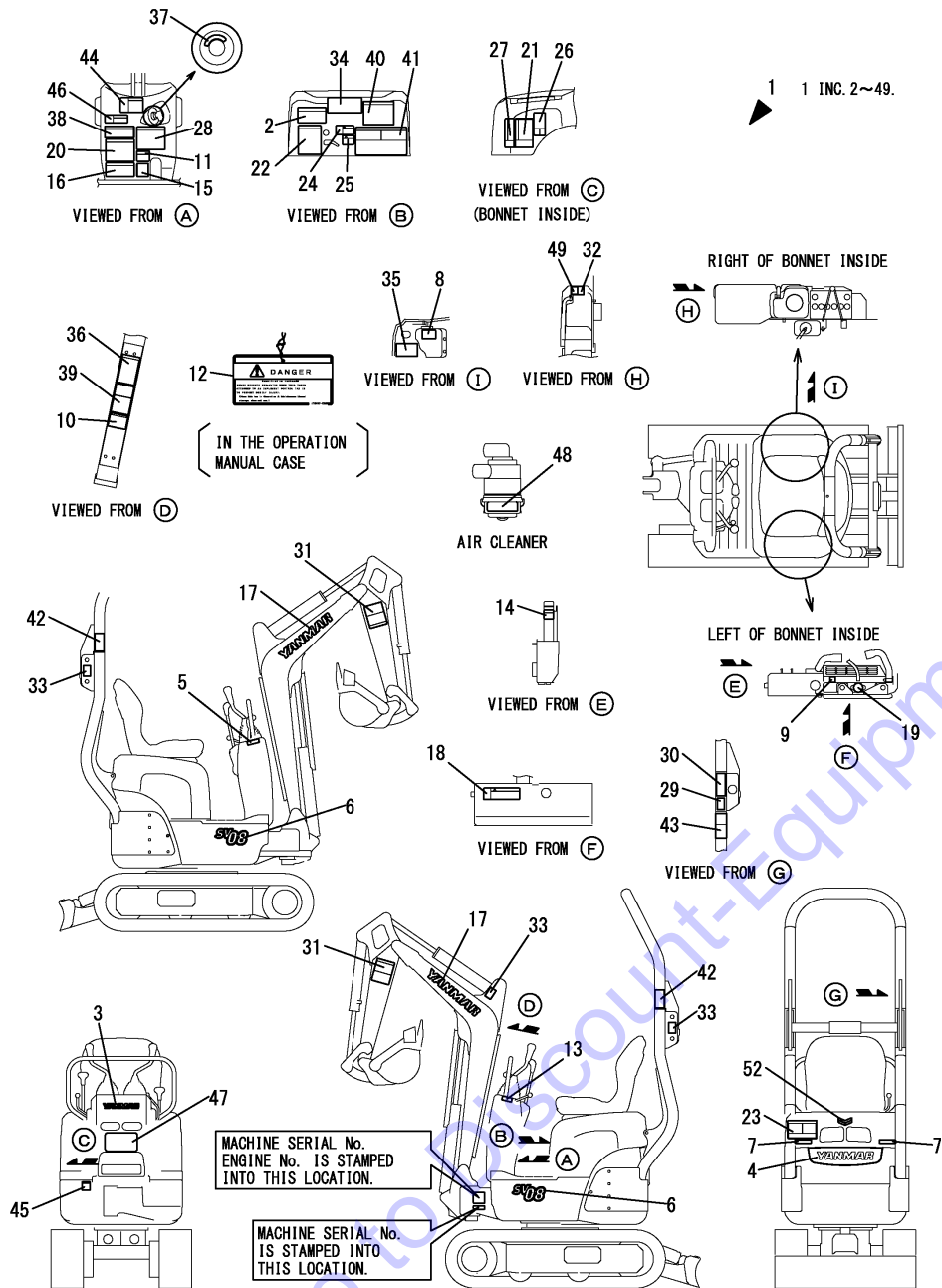
(D)=SV08-1A(NZ)  
(E)=SV08-1A(SA)  
(F)=SV08-1A(HK)

No.	Lev.	Parts No.	Description	Q'ty						I	R
				(A)	(B)	(C)	(D)	(E)	(F)		
1	1	172A82-03091	LABEL KIT,SV08 US-SD	1			1				
2	2	172472-03141	LABEL, SUPPORT		1		1				
3	2	172A86-03720	LABEL, YANMAR 200 B		1		1				
4	2	172A82-03790	LABEL, REAR		1		1				
5	2	172448-03180	LABEL,W/S OPERATION		1		1				
6	2	172A82-03470	LABEL, MODEL SV08		2		2				
7	2	172B04-03970	LABEL, REFLECTOR S		2		2				
8	2	172A38-03201	LABEL, SUB TANK		1		1				
9	2	172A38-03211	LABEL, ANTI-FREEZING		1		1				
10	2	172480-03220	LABEL,GREASING		1		1				
11	2	172433-03251	LABEL, SWING LOCK US		1		1				
12	2	172437-03252	TAG ASSY, CAUTION		1		1				
13	2	172183-03280	LABEL, LOCK		1		1				
14	2	172463-03290	LABEL, HYD.OIL		1		1				
15	2	172137-03300	LABEL, TURNING LOCK		1		1				
16	2	172437-03312	LABEL, SLOPE		1		1				
17	2	172A86-03770	LABEL, YANMAR 355 B		2		2				
18	2	172437-03322	LABEL, RESERVOIR US		1		1				
19	2	172462-03320	LABEL, RADIATOR		1		1				
20	2	172437-03343	LABEL, TRANSPORT		1		1				
21	2	172437-03361	LABEL, BATTERY		1		1				
22	2	172437-03372	LABEL, NEUTRAL		1		1				
23	2	172A64-03380	LABEL,SWING AREA US		1		1				
24	2	172437-03391	LABEL, RADIATOR		1		1				
25	2	172437-03402	LABEL, ENGINE COVER		1		1				
26	2	172A36-03411	LABEL, ENGINE ROOM		1		1				
27	2	172437-03422	LABEL, SILENCER		1		1				
28	2	172437-03432	LABEL, STEERING		1		1				
29	2	172437-03441	LABEL, ROPS		1		1				
30	2	172437-03451	LABEL, SEAT BELT		1		1				
31	2	172437-03461	LABEL, BOOM		2		2				
32	2	172437-03501	LABEL, FUEL		1		1				
33	2	172437-03511	LABEL, HOOK		3		3				
34	2	172437-03601	LABEL, 2-WAY US		1		1				
35	2	172446-03632	LABEL, HUSE US		1		1				
36	2	172446-03652	LABEL, VARIABLE US		1		1				
37	2	172A64-03700	LABEL, START SWITCH		1		1				
38	2	172A82-03710	LABEL,SPECIFICATION		1		1				
39	2	172446-03711	LABEL, LIFT US		1		1				
40	2	172A29-03720	LABEL,OIL & WATER US		1		1				
41	2	172A82-03730	LABEL,LIFT US		1		1				
41-1	2	172A82-03731	LABEL,LIFT US		1		1				N
(B=MAF324) (D=MAF324)											
42	2	172A29-03740	LABEL, PINCH ROPS		2		2				
43	2	172A29-03750	LABEL, FOLDING ROPS		1		1				
44	2	172A29-03760	LABEL, MANUAL US		1		1				
45	2	172A29-03800	LABEL, GREASE US		1		1				
46	2	172A29-03810	LABEL, LEVER LOCK US		1		1				
47	2	172A29-03820	LABEL,PATTERN CHANGE		1		1				
48	2	172125-03951	LABEL, AIR CLEANER		1		1				
49	2	114110-07761	LABEL, FUEL OIL CAUT		1		1				

Fig.83. (1C)LABEL(VARIABLE LEG : SLIDE TYPE)(FROM MAF001)

(A)=SV08-1A(US)  
 (B)=SV08-1A(AS)  
 (C)=SV08-1A(KR)

(D)=SV08-1A(NZ)  
 (E)=SV08-1A(SA)  
 (F)=SV08-1A(HK)

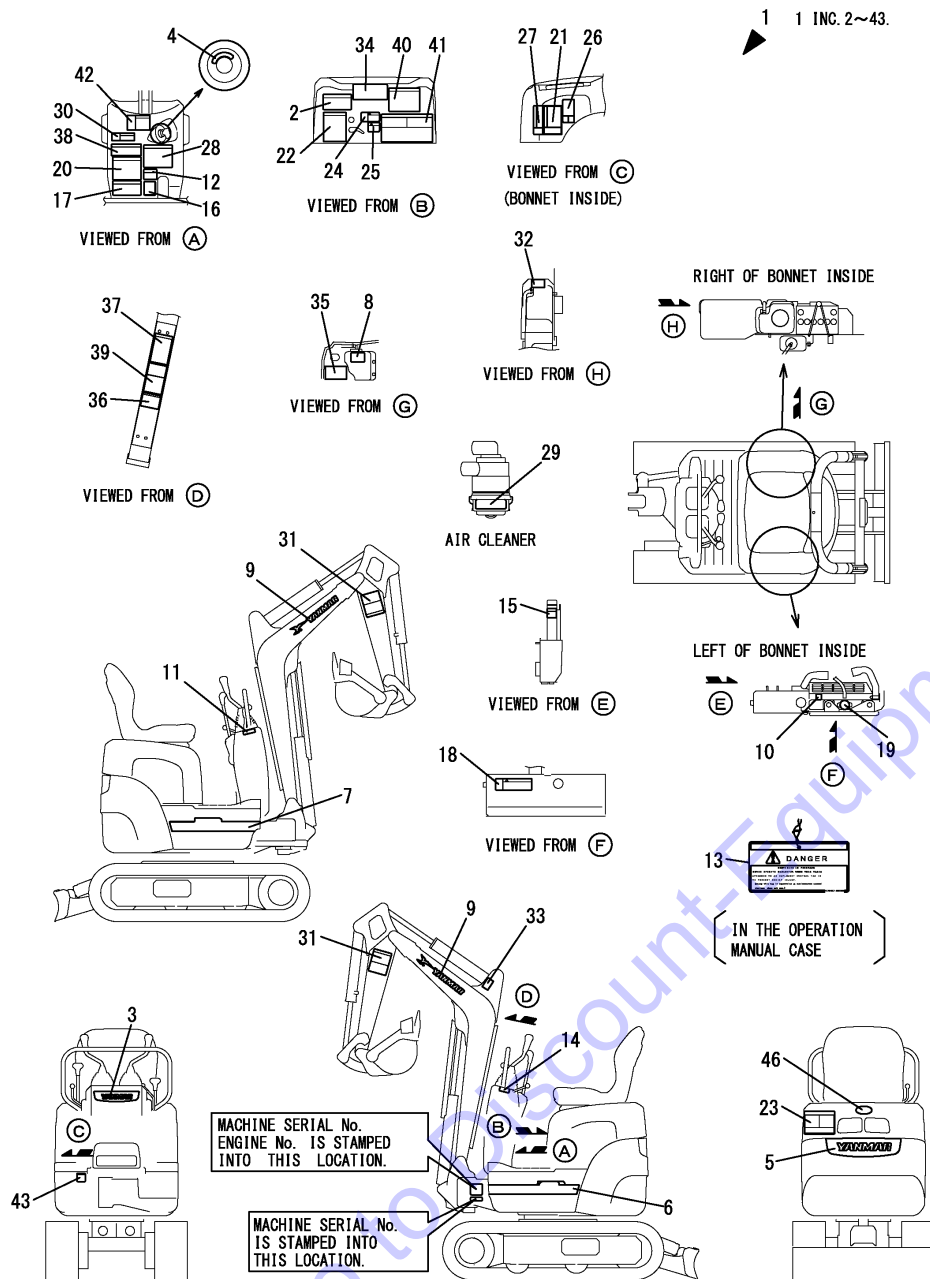


No.	Lev.	Parts No.	Description	Q'ty						I	R	
				(A)	(B)	(C)	(D)	(E)	(F)			
52	1	172A88-03010	EMBLEM ASSY,FY S1 Y		1		1					

Fig.2. LABEL(KR)(TO MAF000)

(A)=SV08-1A(US)  
 (B)=SV08-1A(AS)  
 (C)=SV08-1A(KR)

(D)=SV08-1A(NZ)  
 (E)=SV08-1A(SA)  
 (F)=SV08-1A(HK)

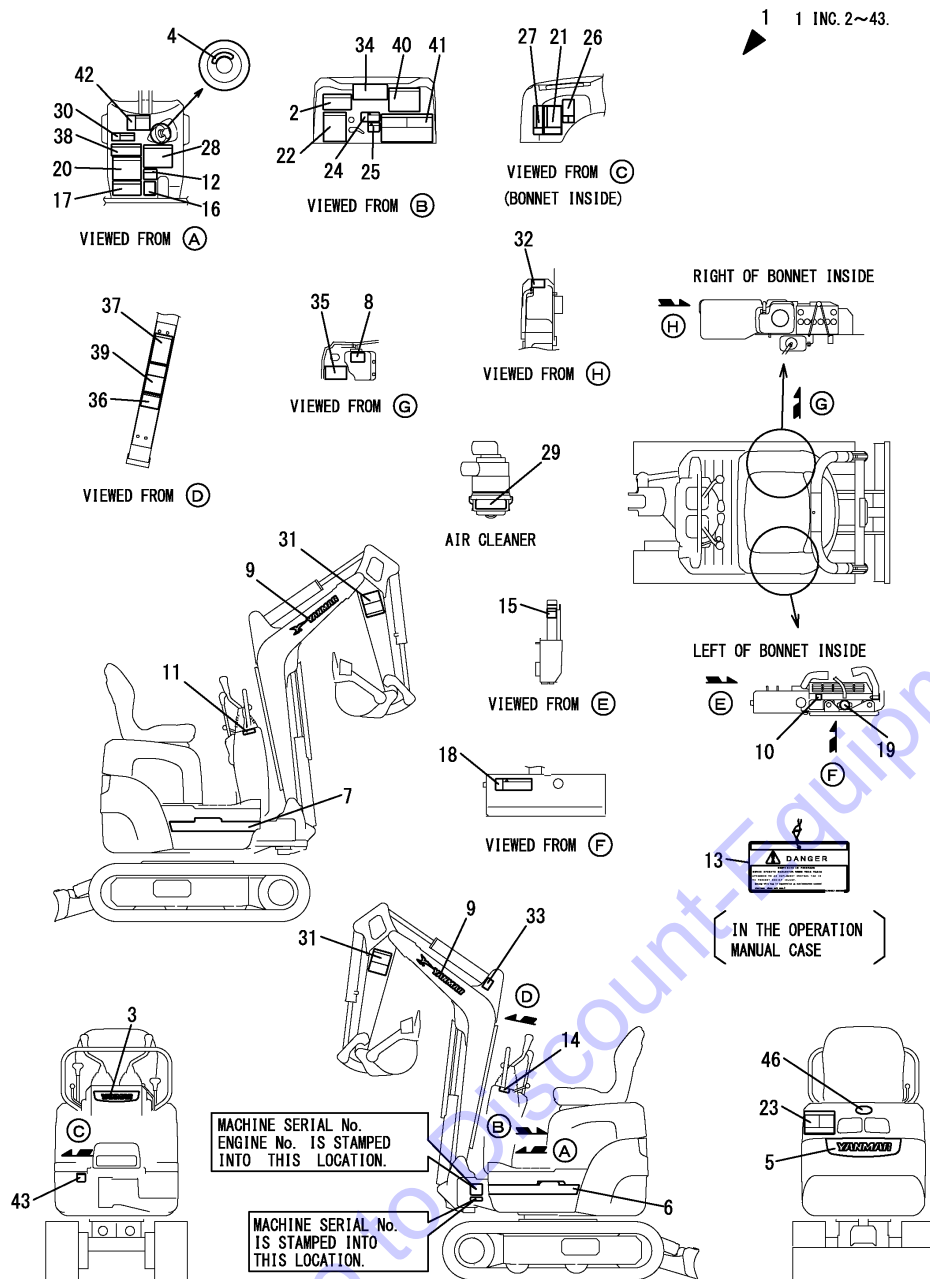


No.	Lev.	Parts No.	Description	Qty						I	R	
				(A)	(B)	(C)	(D)	(E)	(F)			
1	1	172A82-03070	SET,LABEL SV08-1A KR			1						
1-1	1	172A82-03071	SET,LABEL SV08-1A KR (C=M17001)			1						S
2	2	172472-03141	LABEL, SUPPORT					1				
3	2	172446-03160	LABEL					1				
3-1	2	172A82-03160	LABEL,FRONT EMBLEM (C=M17001)					1				S
4	2	172A64-03700	LABEL, START SWITCH					1				
5	2	172446-03170	LABEL					1				
5-1	2	172A82-03170	LABEL,REAR EMBLEM (C=M17001)					1				S
6	2	172A29-03180	LABEL,S.STRIPE L					1				
6-1	2	172A82-03180	LABEL,SIDE L (C=M17001)					1				S
7	2	172A29-03190	LABEL,S.STRIPE R					1				
7-1	2	172A82-03190	LABEL,SIDE R (C=M17001)					1				S
8	2	172A38-03201	LABEL, SUB TANK					1				
9	2	172A55-03310	LABEL, BRAND 450					2				
9-1	2	172A86-03310	LABEL,YANMAR (C=M17001)					2				S
10	2	172A38-03211	LABEL, ANTI-FREEZING					1				
11	2	172448-03180	LABEL,W/S OPERATION					1				
12	2	172433-03251	LABEL, SWING LOCK US					1				
13	2	172437-03252	TAG ASSY, CAUTION					1				
14	2	172183-03280	LABEL, LOCK					1				
15	2	172463-03290	LABEL, HYD.OIL					1				
16	2	172137-03300	LABEL, TURNING LOCK					1				
17	2	172437-03312	LABEL, SLOPE					1				
18	2	172437-03322	LABEL, RESERVOIR US					1				
19	2	172462-03320	LABEL, RADIATOR					1				
20	2	172437-03343	LABEL, TRANSPORT					1				
21	2	172437-03361	LABEL, BATTERY					1				
22	2	172437-03372	LABEL, NEUTRAL					1				
23	2	172437-03381	LABEL, SWING AREA					1				
23-1	2	172A64-03380	LABEL,SWING AREA US (C=M15145)					1				N
24	2	172437-03391	LABEL, RADIATOR					1				
25	2	172437-03402	LABEL, ENGINE COVER					1				
26	2	172A36-03411	LABEL, ENGINE ROOM					1				
27	2	172437-03422	LABEL, SILENCER					1				
28	2	172437-03432	LABEL, STEERING					1				
29	2	172125-03951	LABEL, AIR CLEANER					1				
30	2	172A29-03810	LABEL, LEVER LOCK US					1				
31	2	172437-03461	LABEL, BOOM					2				
32	2	172437-03501	LABEL, FUEL					1				
33	2	172437-03511	LABEL, HOOK					1				
34	2	172446-03440	LABEL,PATTERN EP					1				
35	2	172446-03632	LABEL, HUSE US					1				
36	2	172480-03220	LAVEL,GREASING					1				
37	2	172446-03652	LABEL, VARIABLE US					1				

Fig.2. LABEL(KR)(TO MAF000)

(A)=SV08-1A(US)  
 (B)=SV08-1A(AS)  
 (C)=SV08-1A(KR)

(D)=SV08-1A(NZ)  
 (E)=SV08-1A(SA)  
 (F)=SV08-1A(HK)

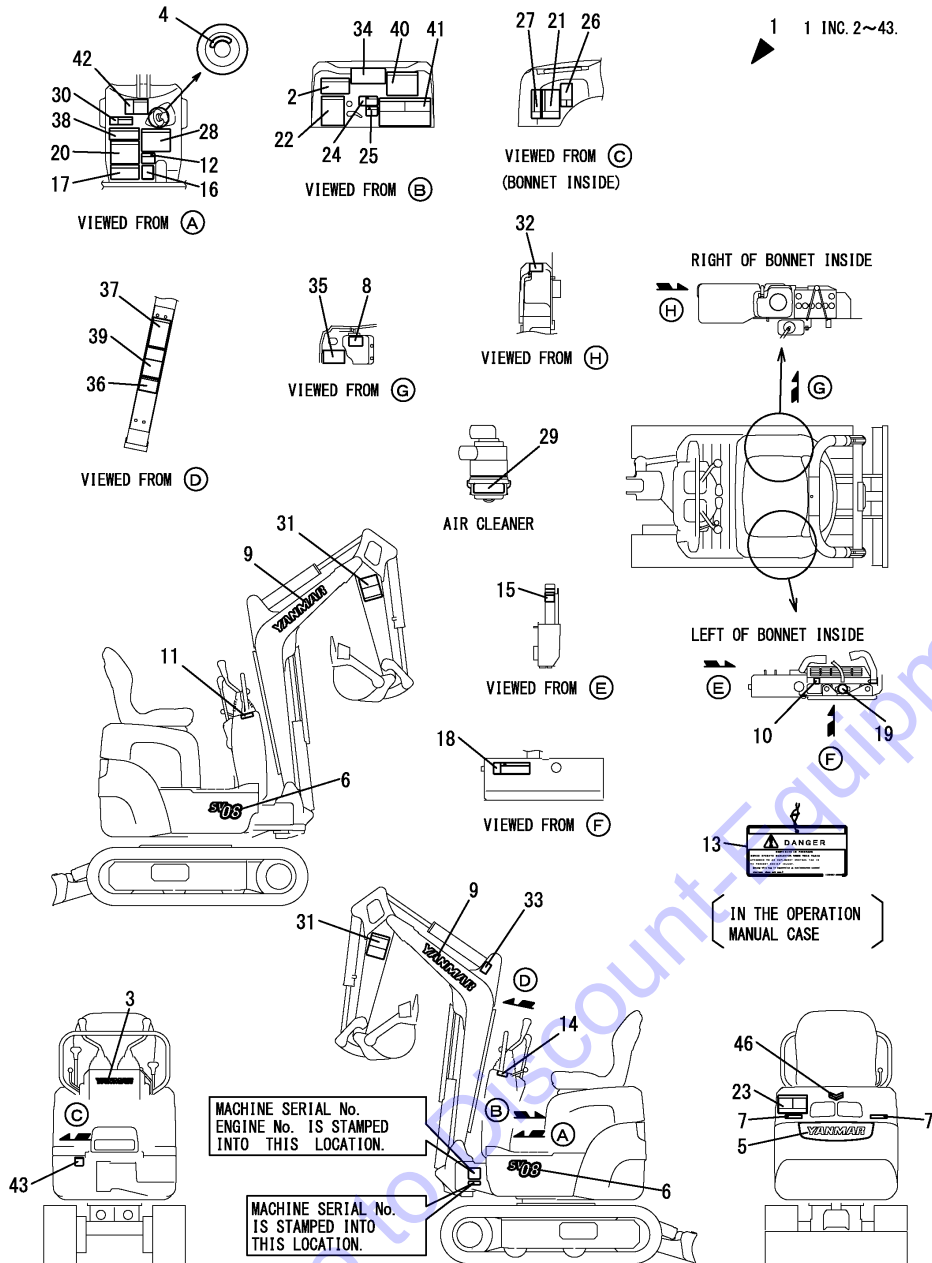


No.	Lev.	Parts No.	Description	Qty						I	R	
				(A)	(B)	(C)	(D)	(E)	(F)			
38	2	172A29-03600	LABEL,SPEC.E			1						
38-1	2	172A82-03601	LABEL,SPECIFICATION (C=M1A205)			1						N
39	2	172446-03620	LABEL,LIFT E					1				
39-1	2	172446-03621	LABEL,LIFT E (C=M14492)					1				N
40	2	172A29-03720	LABEL,OIL & WATER US					1				
41	2	172A29-03781	LABEL,LIFT					1				
42	2	172A29-03760	LABEL, MANUAL US					1				
43	2	172A29-03800	LABEL, GREASE US					1				
46	1	172A88-03050	EMBLEM ASSY (C=M17001)					1				W

Fig.84. (2A)LABEL(KR)(FROM MAF001)

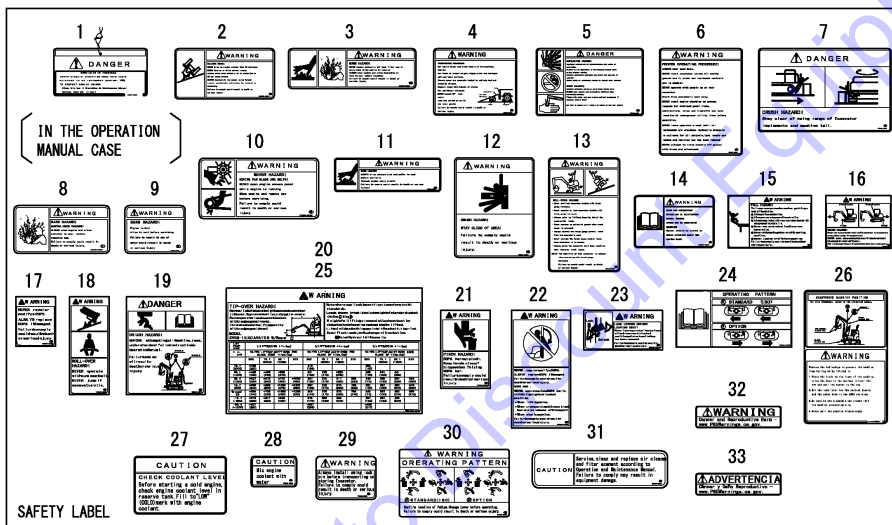
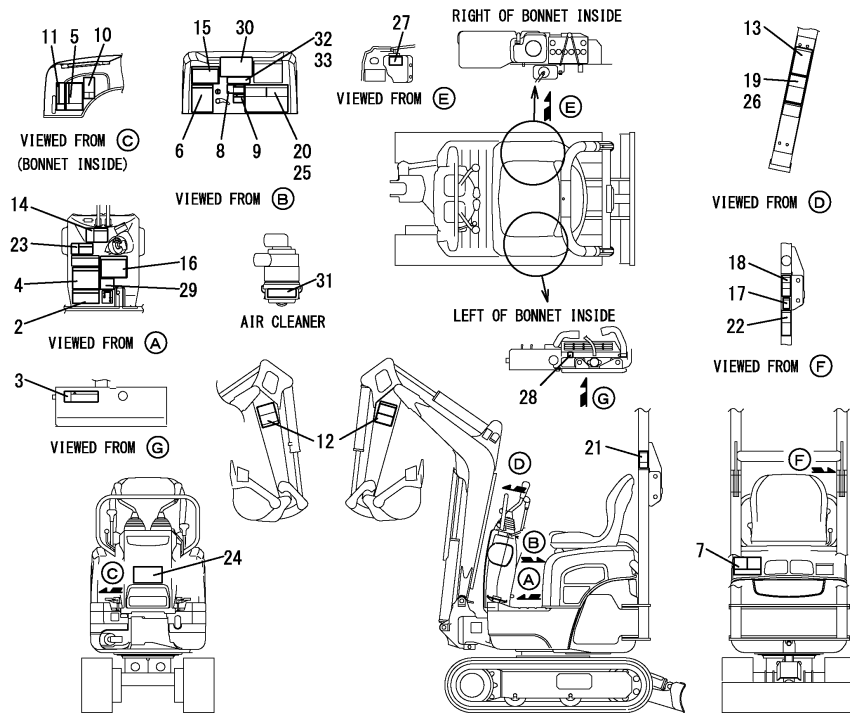
(A)=SV08-1A(US)  
 (B)=SV08-1A(AS)  
 (C)=SV08-1A(KR)

(D)=SV08-1A(NZ)  
 (E)=SV08-1A(SA)  
 (F)=SV08-1A(HK)



No.	Lev.	Parts No.	Description	Q'ty						I	R
				(A)	(B)	(C)	(D)	(E)	(F)		
1	1	172A82-03072	LABEL SET,SV08-1A KR			1					
2	2	172472-03141	LABEL, SUPPORT			1					
3	2	172A86-03720	LABEL, YANMAR 200 B			1					
4	2	172A64-03700	LABEL, START SWITCH			1					
5	2	172A82-03790	LABEL, REAR			1					
6	2	172A82-03470	LABEL, MODEL SV08			2					
7	2	172B04-03970	LABEL, REFLECTOR S			2					
8	2	172A38-03201	LABEL, SUB TANK			1					
9	2	172A86-03770	LABEL, YANMAR 355 B			2					
10	2	172A38-03211	LABEL, ANTI-FREEZING			1					
11	2	172448-03180	LABEL,W/S OPERATION			1					
12	2	172433-03251	LABEL, SWING LOCK US			1					
13	2	172437-03252	TAG ASSY, CAUTION			1					
14	2	172183-03280	LABEL, LOCK			1					
15	2	172463-03290	LABEL, HYD.OIL			1					
16	2	172137-03300	LABEL, TURNING LOCK			1					
17	2	172437-03312	LABEL, SLOPE			1					
18	2	172437-03322	LABEL, RESERVOIR US			1					
19	2	172462-03320	LABEL, RADIATOR			1					
20	2	172437-03343	LABEL, TRANSPORT			1					
21	2	172437-03361	LABEL, BATTERY			1					
22	2	172437-03372	LABEL, NEUTRAL			1					
23	2	172A64-03380	LABEL,SWING AREA US			1					
24	2	172437-03391	LABEL, RADIATOR			1					
25	2	172437-03402	LABEL, ENGINE COVER			1					
26	2	172A36-03411	LABEL, ENGINE ROOM			1					
27	2	172437-03422	LABEL, SILENCER			1					
28	2	172437-03432	LABEL, STEERING			1					
29	2	172125-03951	LABEL, AIR CLEANER			1					
30	2	172A29-03810	LABEL, LEVER LOCK US			1					
31	2	172437-03461	LABEL, BOOM			2					
32	2	172437-03501	LABEL, FUEL			1					
33	2	172437-03511	LABEL, HOOK			1					
34	2	172446-03440	LABEL,PATTERN EP			1					
35	2	172446-03632	LABEL, HUSE US			1					
36	2	172480-03220	LABEL,GREASING			1					
37	2	172446-03652	LABEL, VARIABLE US			1					
38	2	172A82-03601	LABEL,SPECIFICATION			1					
39	2	172446-03621	LABEL,LIFT E			1					
40	2	172A29-03720	LABEL,OIL & WATER US			1					
41	2	172A29-03781	LABEL,LIFT			1					
41-1	2	172A29-03782	LABEL,LIFT			1					N
				(C=MAF528)							
42	2	172A29-03760	LABEL, MANUAL US			1					
43	2	172A29-03800	LABEL, GREASE US			1					
46	1	172A88-03010	EMBLEM ASSY,FY S1 Y			1					

Fig.3. LABEL(SAFETY)



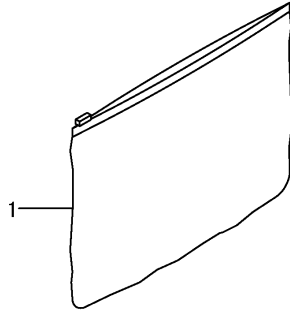
(A)=SV08-1A(US)  
(B)=SV08-1A(AS)  
(C)=SV08-1A(KR)

(D)=SV08-1A(NZ)  
(E)=SV08-1A(SA)  
(F)=SV08-1A(HK)

No.	Lev.	Parts No.	Description	Q'ty						I	R
				(A)	(B)	(C)	(D)	(E)	(F)		
1	1	172437-03252	TAG ASSY, CAUTION	1	1	1	1	1	1		
2	1	172437-03312	LABEL, SLOPE	1	1	1	1	1	1		
3	1	172437-03322	LABEL, RESERVOIR US	1	1	1	1	1	1		
4	1	172437-03343	LABEL, TRANSPORT	1	1	1	1	1	1		
5	1	172437-03361	LABEL, BATTERY	1	1	1	1	1	1		
6	1	172437-03372	LABEL, NEUTRAL	1	1	1	1	1	1		
7	1	172437-03381	LABEL, SWING AREA	1	1	1					
7-1	1	172A64-03380 (A=M15145)	LABEL, SWING AREA US (B=M15145)	1	1	1	1	1	1	1	N
8	1	172437-03391	LABEL, RADIATOR	1	1	1	1	1	1		
9	1	172437-03402	LABEL, ENGINE COVER	1	1	1	1	1	1		
10	1	172A36-03411	LABEL, ENGINE ROOM	1	1	1	1	1	1		
11	1	172437-03422	LABEL, SILENCER	1	1	1	1	1	1		
12	1	172437-03461	LABEL, BOOM	2	2	2	2	2	2		
13	1	172446-03652	LABEL, VARIABLE US	1	1	1	1	1	1		
14	1	172A29-03760	LABEL, MANUAL US	1	1	1	1	1	1		
15	1	172472-03141	LABEL, SUPPORT	1	1	1	1	1	1		
16	1	172437-03432	LABEL, STEERING	1	1	1	1	1	1		
17	1	172437-03441	LABEL, ROPS	1	1		1	1	1		
18	1	172437-03451	LABEL, SEAT BELT	1	1		1	1	1		
19	1	172446-03711	LABEL, LIFT US	1	1		1	1	1		
20	1	172A82-03730	LABEL,LIFT US	1	1		1				
20-1	1	172A82-03731 (A=MAF324)	LABEL,LIFT US (B=MAF324)	1	1		1	1	1	1	N
21	1	172A29-03740	LABEL, PINCH ROPS	2	2		2	2	2		
22	1	172A29-03750	LABEL, FOLDING ROPS	1	1		1	1	1		
23	1	172A29-03810	LABEL, LEVER LOCK US	1	1	1	1	1	1		
24	1	172A29-03820	LABEL,PATTERN CHANGE	1	1		1	1	1		
25	1	172A29-03781	LABEL,LIFT			1					
25-1	1	172A29-03782 (C=MAF528)	LABEL,LIFT			1					N
26	1	172446-03620	LABEL,LIFT E			1					
26-1	1	172446-03621 (C=M14492)	LABEL,LIFT E			1					N
27	1	172A38-03201	LABEL, SUB TANK	1	1	1	1	1	1		
28	1	172A38-03211	LABEL, ANTI-FREEZING	1	1	1	1	1	1		
29	1	172433-03251	LABEL, SWING LOCK US	1	1	1	1	1	1		
30	1	172437-03601	LABEL, 2-WAY US	1	1		1	1	1		
31	1	172125-03951	LABEL, AIR CLEANER	1	1	1	1	1	1		
32	1	172B03-03800 (A=MAG403)	LABEL,CAL P65 US	1							W 1
33	1	172B03-03810 (A=MAG403)	LABEL,CAL P65 SP	1							W 1

Remarks  
(1)Optional : CALIFORNIA

Fig.4. ACCESSORY



(A)=SV08-1A(US)  
 (B)=SV08-1A(AS)  
 (C)=SV08-1A(KR)

(D)=SV08-1A(NZ)  
 (E)=SV08-1A(SA)  
 (F)=SV08-1A(HK)

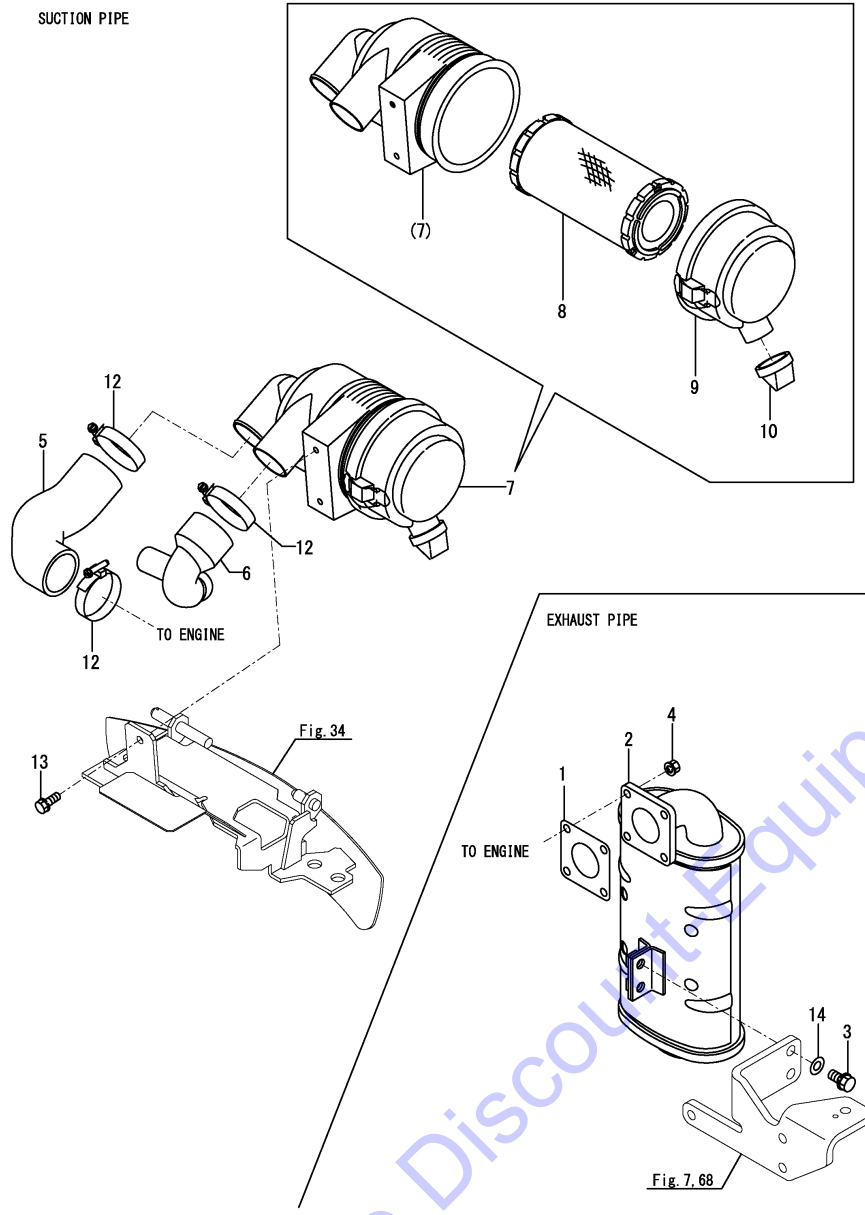
No.	Lev.	Parts No.	Description	Q'ty						I	R	
				(A)	(B)	(C)	(D)	(E)	(F)			
1	1	172469-07330	CASE, MANUAL (A=*2017.04.)	1	1		1				Z	
1-1	1	172A82-07350	CASE,V200 (B=MAF776)		1		1	1	1	1	N	
			(D=MAF776)									

Go to Discount-Equipment.com to order your parts

Fig.5. MUFFLER & AIR CLEANER

(A)=SV08-1A(US)  
 (B)=SV08-1A(AS)  
 (C)=SV08-1A(KR)

(D)=SV08-1A(NZ)  
 (E)=SV08-1A(SA)  
 (F)=SV08-1A(HK)



No.	Lev.	Parts No.	Description	Q'ty						I	R
				(A)	(B)	(C)	(D)	(E)	(F)		
1	1	172498-11330	GASKET	1	1	1	1	1	1		
2	1	172A20-11310	SILENCER ASSY	1	1	1	1	1	1		
3	1	26013-100352	BOLT, M10X 35	2	2	2	2	2	2		
4	1	26051-080002	NUT, M8	4	4	4	4	4	4		
5	1	172A20-11510	HOSE A, AIR CREAMER	1	1	1	1	1	1		
6	1	172446-11510	HOSE-B, AIR CLEANER	1	1	1					
6-1	1	172446-11511	HOSE, AIR CLEANER B	1	1	1	1	1	1		N
		(A=M18897) (B=M18897) (C=M18897)									
7	1	172A20-11550	CLEANER ASSY, AIR	1	1	1	1	1	1		
8	2	119515-12520	ELEMENT, AIR CLEANER	1	1	1					
8-1	2	119655-12560	ELEMENT	1	1	1	1	1	1		R
		(A=M17834) (B=M17834) (C=M17834)									
9	2	119655-12570	COVER ASSY	1	1	1	1	1	1		1
10	2	119808-12540	VALVE, UNLOAD	1	1	1	1	1	1		
11A	1	172125-03951	LABEL, AIR CLEANER	1	1	1	1	1	1		2
12	1	23000-054000	CLAMP, 54	3	3	3	3	3	3		
13	1	26013-080162	BOLT, M8X 16	2	2	2	2	2	2		
14	1	172137-46042	SEAT, SPRING	2	2	2	2	2	2		

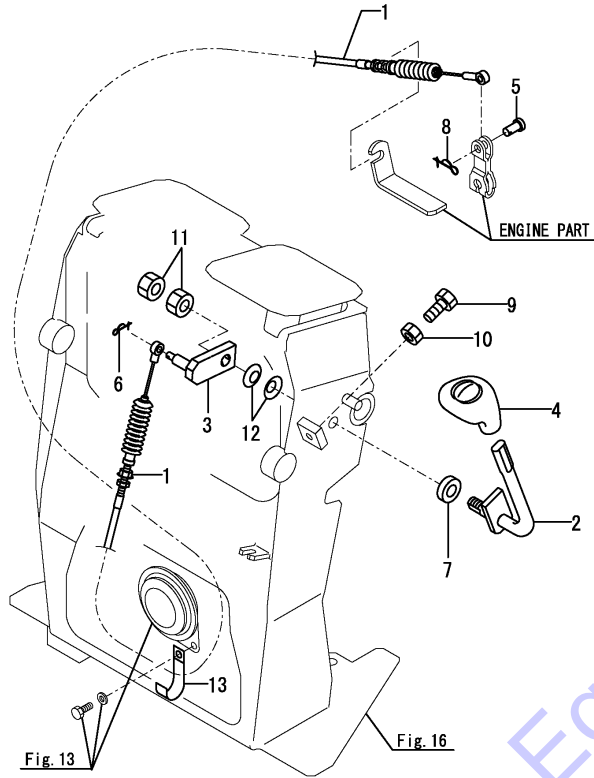
Remarks  
 (1) Attach the No.11A label to this part.  
 (2) Label is not illustrated.



Fig.6. ACCELERATOR

(A)=SV08-1A(US)  
 (B)=SV08-1A(AS)  
 (C)=SV08-1A(KR)

(D)=SV08-1A(NZ)  
 (E)=SV08-1A(SA)  
 (F)=SV08-1A(HK)



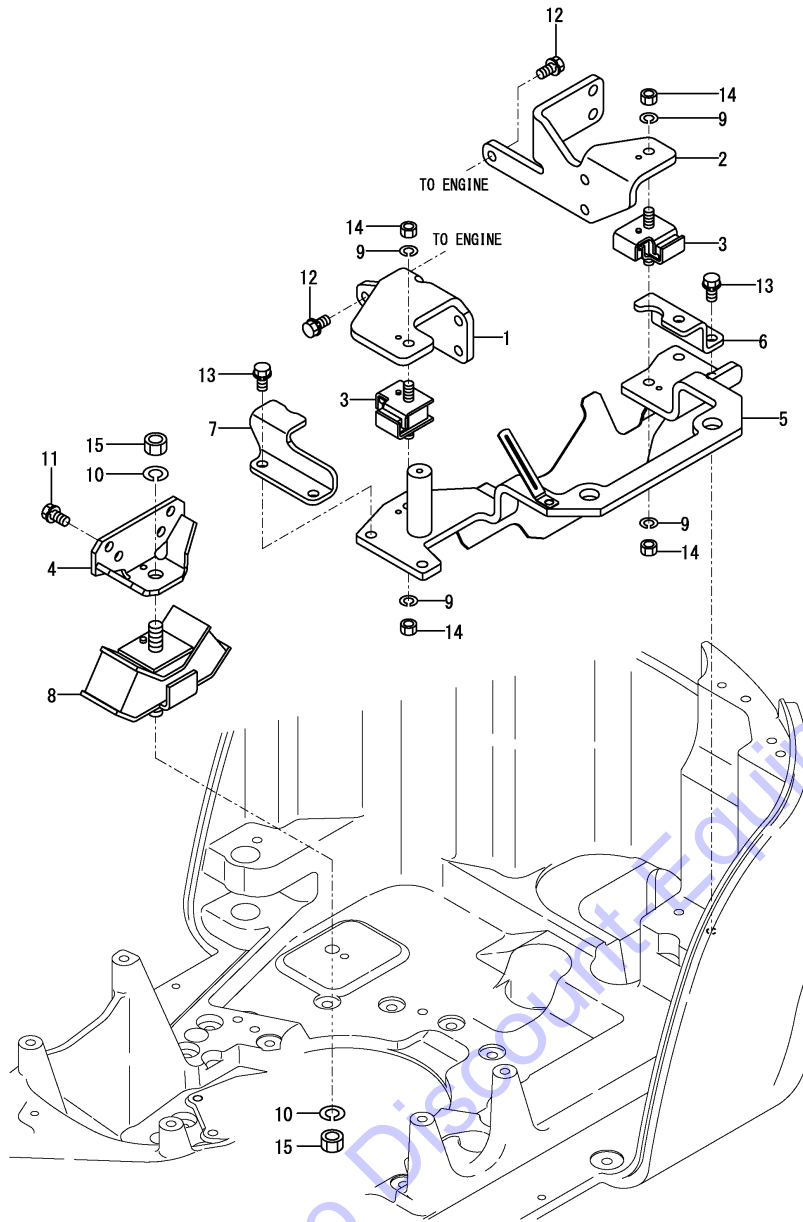
No.	Lev.	Parts No.	Description	Q'ty						I	R
				(A)	(B)	(C)	(D)	(E)	(F)		
1	1	172A20-12200	CABLE, ACCELERATOR	1	1	1	1	1	1		
2	1	172446-12100-1	LEVER, ACCELERATOR	1	1	1	1	1	1		
3	1	172446-12130	ARM ASSY	1	1	1	1	1	1		
4	1	172146-12150	GRIP, ACCELERATOR	1	1	1	1	1	1		
5	1	22487-080160	PIN, H 8X 16	1	1	1	1	1	1		
6	1	1C6281-52310	PIN, SNAP 6	1	1	1	1	1	1		
7	1	172156-61320	COLLAR	1	1	1	1	1	1		
8	1	1C6281-52320	PIN, SNAP 8	1	1	1	1	1	1		
9	1	26116-080254	BOLT, M8X 25 PLATED	1	1	1	1	1	1		
10	1	26756-080002	NUT, LOCK M8	1	1	1	1	1	1		
11	1	26756-120002	NUT, LOCK M12	2	2	2	2	2	2		
12	1	933170-01490	SPRING	2	2	2	2	2	2		
13	1	1A1686-57850	CLAMP, 80	1	1	1	1	1	1		

Go to Discount-Equipment.com to buy your parts

Fig.7. ENGINE MOUNT(US, AS : TO M18847, KR : TO M14655)

(A)=SV08-1A(US)  
 (B)=SV08-1A(AS)  
 (C)=SV08-1A(KR)

(D)=SV08-1A(NZ)  
 (E)=SV08-1A(SA)  
 (F)=SV08-1A(HK)



No.	Lev.	Parts No.	Description	Q'ty						I	R
				(A)	(B)	(C)	(D)	(E)	(F)		
1	1	172A20-13100	MOUNT, ENGENE R	1	1	1					
2	1	172A20-13110	MOUNT, ENGENE L	1	1	1					
3	1	1E8490-01351	RUBBER, CUSHION 250	2	2	2					
4	1	172A20-13120	MOUNT, ENGENE R	1	1	1					
5	1	172A82-13240	PLATE ASSY, A	1	1	1					
6	1	172A20-13150	STOPPER	1	1	1					
7	1	172A20-13160	STOPPER	1	1	1					
8	1	172447-13260	RUBBER, ABSORBER 290K	1	1	1					
9	1	22217-100000	WASHER, SPRING 10	4	4	4					
10	1	22217-140000	WASHER, SPRING 14	2	2	2					
11	1	26013-100202	BOLT, M10X 20	4	4	4					
12	1	26013-100252	BOLT, M10X 25	6	6	6					
13	1	26013-100302	BOLT, M10X 30	4	4	4					
14	1	26716-100002	NUT, M10	4	4	4					
15	1	26736-140002	NUT, M14	2	2	2					

Remarks

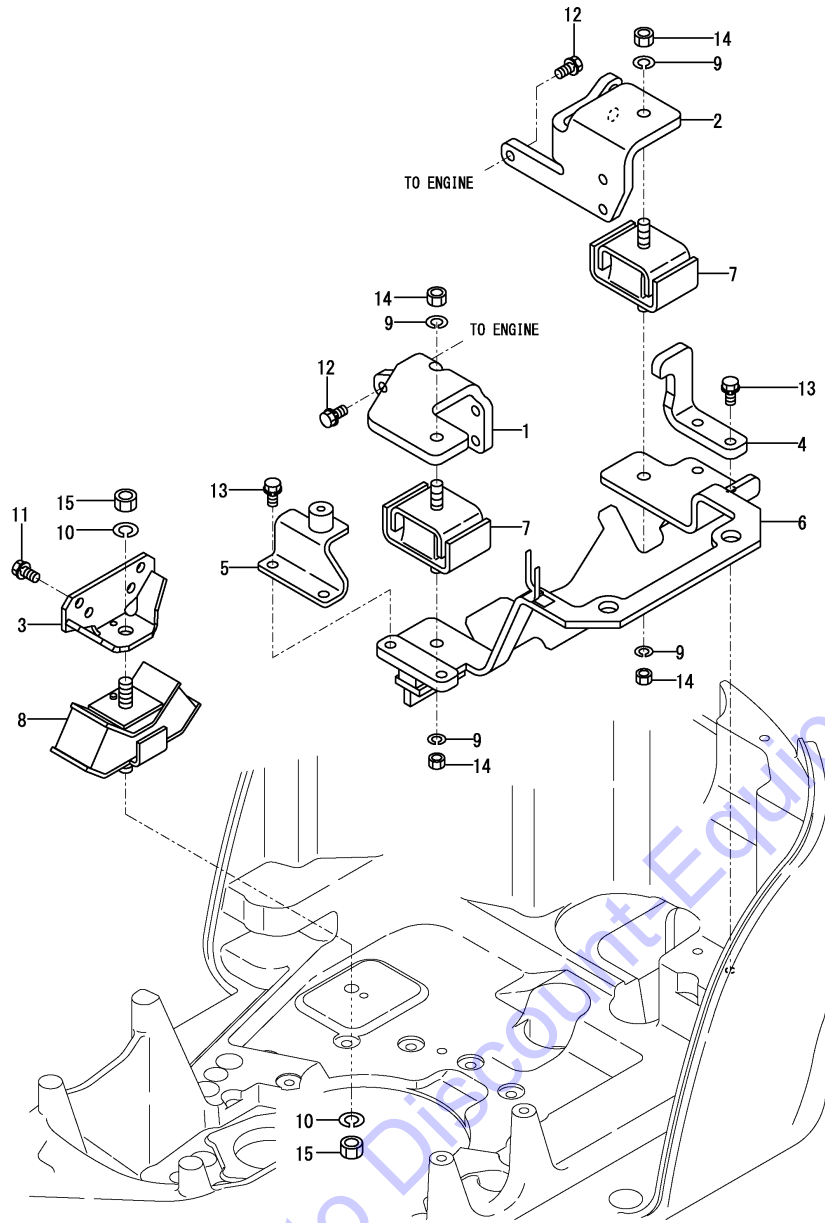
\* This figure applied to up to M18847 of US, AS, M14655 of KR.

N:Old  $\xrightarrow{\text{Yes}}$  New, Q:Old  $\xrightarrow{\text{No}}$  New, R:Old  $\xrightarrow{\text{Yes}}$  New, S:Old  $\xrightarrow{\text{No}}$  New, W:Add, Z:Discontinued, F:Interchangeable by set, K:Q'ty Change

Fig.68. (7A)ENGINE MOUNT(US, AS : FROM M18848, KR : FROM M14656)

(A)=SV08-1A(US)  
 (B)=SV08-1A(AS)  
 (C)=SV08-1A(KR)

(D)=SV08-1A(NZ)  
 (E)=SV08-1A(SA)  
 (F)=SV08-1A(HK)



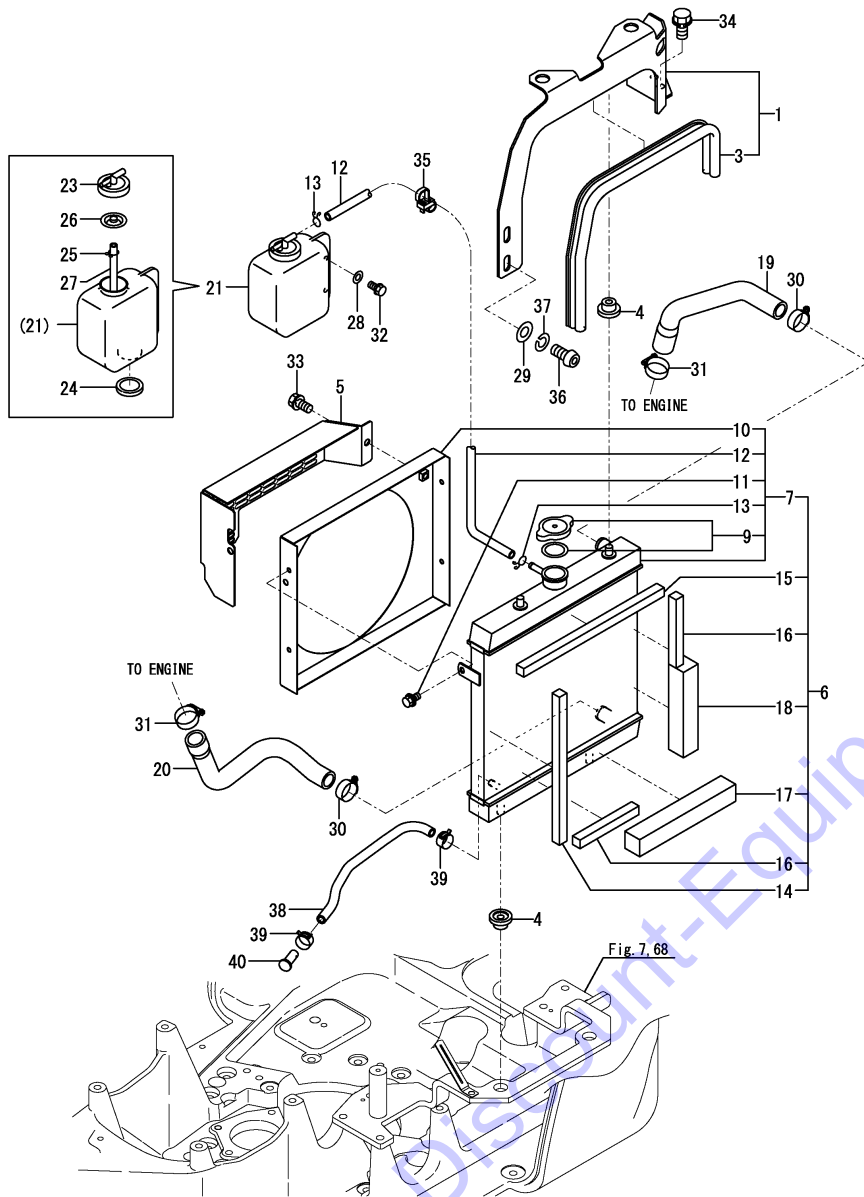
No.	Lev.	Parts No.	Description	Q'ty						I	R
				(A)	(B)	(C)	(D)	(E)	(F)		
1	1	172A82-13100	MOUNT ENGINE R	1	1	1	1	1	1		
2	1	172A82-13110	MOUNT ENGINE L	1	1	1	1	1	1		
3	1	172A20-13120	MOUNT, ENGN R	1	1	1	1	1	1		
4	1	172A82-13120	STOPPER	1	1	1	1	1	1		
5	1	172A82-13130	STOPPER ASSY	1	1	1	1	1	1		
6	1	172A82-13160	PLATE ASSY,A	1	1	1	1	1	1		
7	1	172A82-13220	CUSHION	2	2	2	2	2	2		
8	1	172447-13260	RUBBER, ABSORBER 290K	1	1	1	1	1	1		
9	1	22217-120000	WASHER, SPRING 12	4	4	4	4	4	4		
10	1	22217-140000	WASHER, SPRING 14	2	2	2	2	2	2		
11	1	26013-100202	BOLT, M10X 20	4	4	4	4	4	4		
12	1	26013-100302	BOLT, M10X 30	6	6	6	6	6	6		
13	1	26013-100352	BOLT, M10X 35	4	4	4	4	4	4		
14	1	26716-120002	NUT, M12	4	4	4	4	4	4		
15	1	26736-140002	NUT, M14	2	2	2	2	2	2		

Remarks

\* This figure applied to up from M18848 of US, AS, M14656 of KR.

N:Old  $\xrightarrow{\text{Yes}}$  New, Q:Old  $\xrightarrow{\text{No}}$  New, R:Old  $\xrightarrow{\text{Yes}}$  New, S:Old  $\xrightarrow{\text{No}}$  New, W:Add, Z:Discontinued, F:Interchangeable by set, K:Q'ty Change

Fig.8. RADIATOR & MOUNT



(A)=SV08-1A(US)  
(B)=SV08-1A(AS)  
(C)=SV08-1A(KR)

(D)=SV08-1A(NZ)  
(E)=SV08-1A(SA)  
(F)=SV08-1A(HK)

No.	Lev.	Parts No.	Description	Q'ty						I	R
				(A)	(B)	(C)	(D)	(E)	(F)		
1	1	172A20-13301	RADIATOR MOUNT	1	1	1	1	1	1		
3	2	172A20-13320	SEAL, RADIATOR	1	1	1	1	1	1		
4	1	172446-13330	CUSHION	4	4	4	4	4	4		
5	1	172A20-13350	GUARD, FAN	1	1	1	1	1	1		
6	1	172A20-13420	RADIATOR ASSY	1	1	1	1	1	1		
7	2	172A20-13430	RADIATOR ASSY	1	1	1	1	1	1		
9	3	172446-13450	CAP, PRESSURE	1	1	1	1	1	1		
10	3	172446-13460	SHROUD ASSY	1	1	1	1	1	1		1
11	3	172446-13470	BOLT ASSY	3	3	3	3	3	3		
12	3	172446-13480	HOSE, RUBBER	1	1	1	1	1	1		
13	3	172446-13490	CLIP	2	2	2	2	2	2		
14	2	172446-13560	SEAL	1	1	1	1	1	1		
15	2	172446-13570	SEAL	1	1	1	1	1	1		
16	2	172446-13580	SEAL, RADIATOR	2	2	2	2	2	2		
17	2	172446-13540	SEAL	1	1	1	1	1	1		
18	2	172446-13550	SEAL	1	1	1	1	1	1		
18A	1	172A38-03211	LABEL, ANTI-FREEZING	1	1	1	1	1	1		3
19	1	172498-13600	HOSE A,RADIATOR	1	1	1					
19-1	1	172A82-13651	HOSE, RADIATOR A	1	1	1	1	1	1		N
		(A=M18934) (B=M18934) (C=M18934)									
20	1	172498-13611	HOSE B, RADIATOR	1	1	1	1	1	1		
21	1	121468-44510	TANK ASSY, SUB	1	1	1					2
21-1	1	121468-44520	TANK ASSY, SUB	1	1	1	1	1	1		N 2
		(A=M14713) (B=M14713) (C=M14713)									
23	2	121450-44531	CAP	1	1	1	1	1	1		
24	2	121468-44540	PLUG	1	1	1					Z
		(A=M14713) (B=M14713) (C=M14713)									
25	2	124450-44560	CLAMP, HOSE	1	1	1	1	1	1		
26	2	121470-44581	GASKET	1	1	1	1	1	1		
27	2	23065-070130	PIPE, 7X 130	1	1	1	1	1	1		
27A	1	172A38-03201	LABEL, SUB TANK	1	1	1	1	1	1		3
28	1	22137-060000	WASHER, 6	2	2	2	2	2	2		
29	1	22137-100000	WASHER, 10	2	2	2	2	2	2		
30	1	23001-025000	CLAMP, HOSE 25	2	2	2	2	2	2		
31	1	23001-035000	CLAMP, HOSE 35	2	2	2	2	2	2		
32	1	26013-060202	BOLT, M6X 20	2	2	2	2	2	2		
33	1	26013-080162	BOLT, M8X 16	2	2	2	2	2	2		
34	1	26013-100202	BOLT, M10X 20	2	2	2	2	2	2		
35	1	172137-16560	BAND	1	1	1	1	1	1		
36	1	172455-61720	BOLT	2	2	2	2	2	2		
37	1	22217-100000	WASHER, SPRING 10	2	2	2					Z
		(A=*2009.12.) (B=*2009.12.) (C=*2009.12.)									
38	1	172734-14620	HOSE, FUEL	1	1	1	1	1	1		
39	1	124766-59050	CLAMP, HOSE 11.5	2	2	2	2	2	2		
40	1	22487-080160	PIN, H 8X 16	1	1	1	1	1	1		

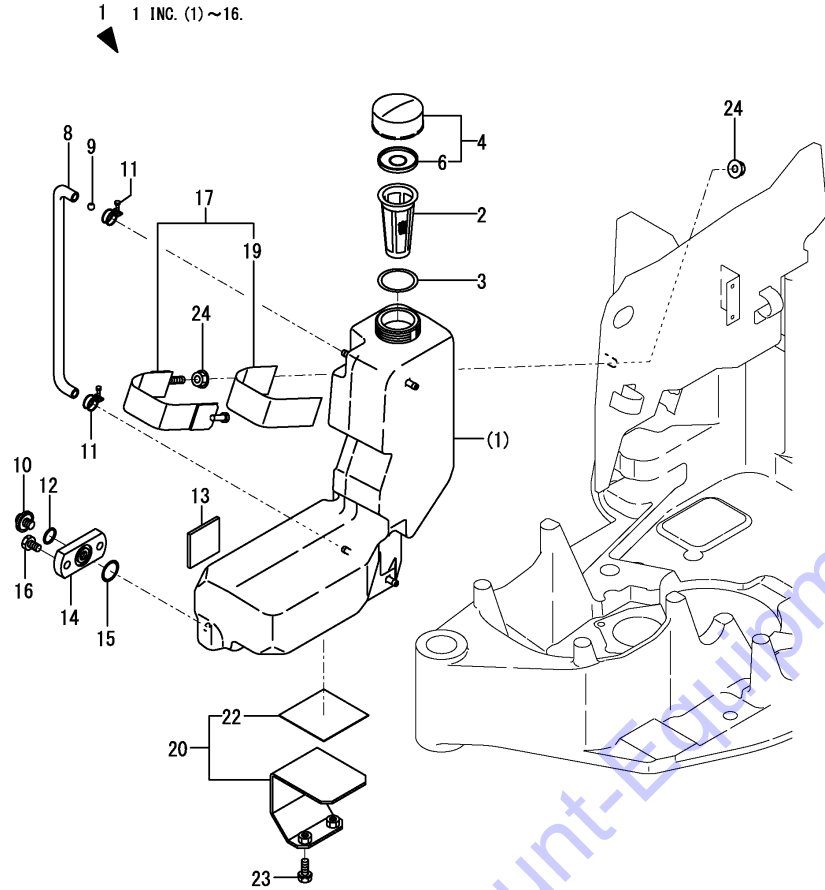
Remarks

- (1) Attach the No.18A label to this part.
- (2) Attach the No.27A label to this part.
- (3) Label is not illustrated.

Fig.9. FUEL TANK

(A)=SV08-1A(US)  
 (B)=SV08-1A(AS)  
 (C)=SV08-1A(KR)

(D)=SV08-1A(NZ)  
 (E)=SV08-1A(SA)  
 (F)=SV08-1A(HK)



No.	Lev.	Parts No.	Description	Q'ty						I	R
				(A)	(B)	(C)	(D)	(E)	(F)		
1	1	172A29-14100	TANK ASSY, FUEL	1	1	1	1	1	1		
2	2	194151-04141	STRAINER, FUEL	1	1	1	1	1	1		
3	2	194151-04150	GASKET, STRAINER	1	1	1	1	1	1		
4	2	194250-04301	CAP ASSY, FUEL TANK	1	1	1	1	1	1		
6	3	194250-04321	VALVE, VENT	1	1	1	1	1	1		
8	2	172446-14150	HOSE	1	1	1	1	1	1		
9	2	172447-14160	FLOAT	1	1	1	1	1	1		
10	2	23491-080002	PLUG, 8	1	1	1	1	1	1		
11	2	23010-014000	CLAMP, 14	2	2	2	2	2	2		
12	2	24311-000090	O-RING, 1AP9.0	1	1	1	1	1	1		
13	2	172446-14250	PLATE, RUBBER	1	1	1	1	1	1		
14	2	172447-14310	BLOCK, DRAIN	1	1	1	1	1	1		
15	2	24311-000160	O-RING, 1AP16.0	1	1	1	1	1	1		
16	2	26450-060102	BOLT, M6X 10	2	2	2	2	2	2		
17	1	172A29-14200	CLAMP ASSY, FUEL	1	1	1	1	1	1		
19	2	172A29-14240	RUBBER PLATE, FO	1	1	1	1	1	1		
20	1	172A29-14250	PLATE ASSY, FO	1	1	1	1	1	1		
22	2	172A29-14280	RUBBER PLATE A, FO	1	1	1	1	1	1		
23	1	26013-080202	BOLT, M8X 20	2	2	2	2	2	2		
24	1	26367-100002	NUT, M10	2	2	2	2	2	2		

Go to Discount-Equipment.com for your parts

Fig.10. FUEL PIPING

(A)=SV08-1A(US)  
 (B)=SV08-1A(AS)  
 (C)=SV08-1A(KR)

(D)=SV08-1A(NZ)  
 (E)=SV08-1A(SA)  
 (F)=SV08-1A(HK)

No.	Lev.	Parts No.	Description	Q'ty						I	R
				(A)	(B)	(C)	(D)	(E)	(F)		
1	1	198072-04320	CLAMP, FILTER	1	1	1	1	1	1		
2	1	172171-14300	CLAMP	2	2	2					Z
				(A=M14004)	(B=M14004)	(C=M14004)					
3	1	172A29-14600	HOSE,FO 80	1	1	1	1	1	1		
4	1	172137-14630	PIPE, FUEL	1	1	1	1	1	1		
5	1	172734-14620	HOSE, FUEL	1	1	1	1	1	1		
6	1	129052-55630	FILTER, FUEL	1	1	1	1	1	1		
7	1	124766-59050	CLAMP, HOSE 11.5	6	6	6	6	6	6		
8	1	22217-080000	WASHER, SPRING 8	1	1	1	1	1	1		
9	1	26116-080122	BOLT, M8X 12 PLATED	1	1	1	1	1	1		
10	1	172137-16560	BAND	1	1	1					
10-1	1	172137-16560	BAND	3	3	3	3	3	3		K
				(A=M14004)	(B=M14004)	(C=M14004)					

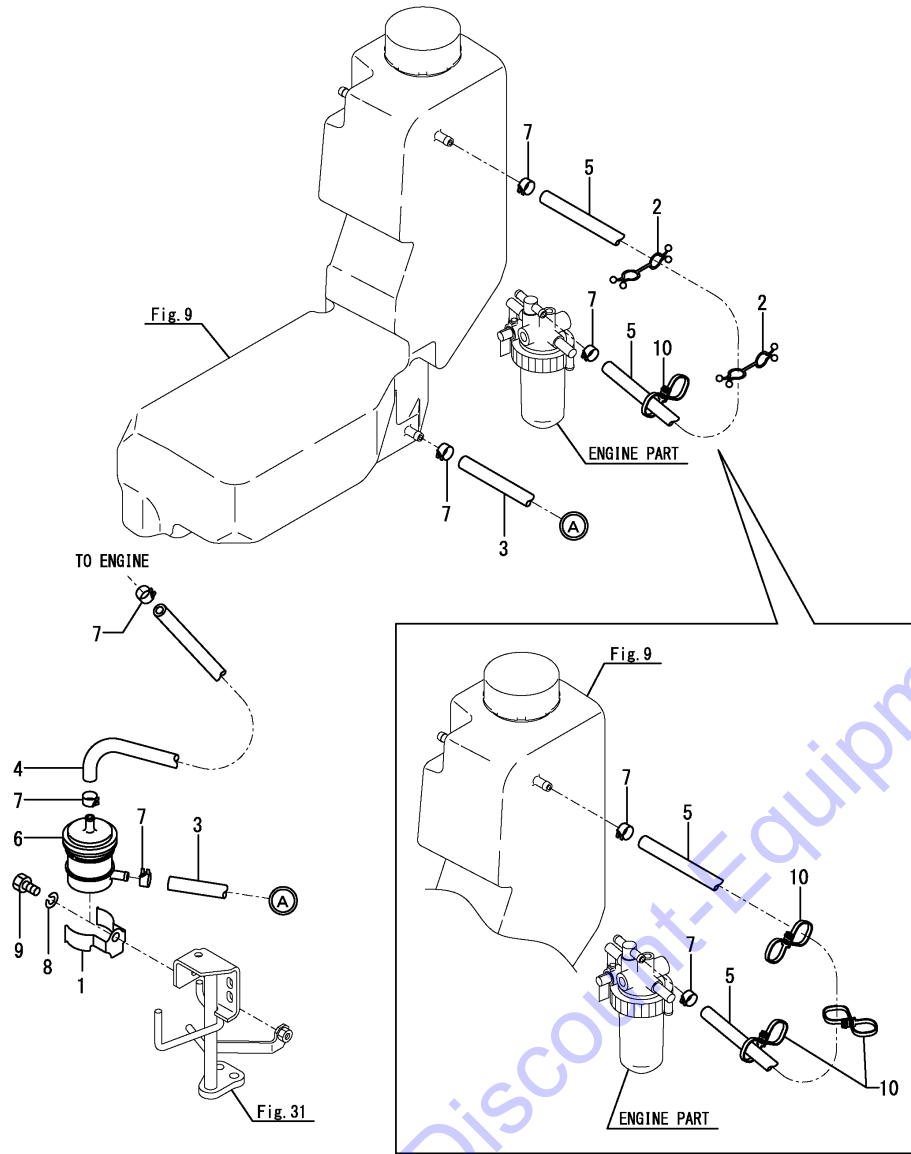
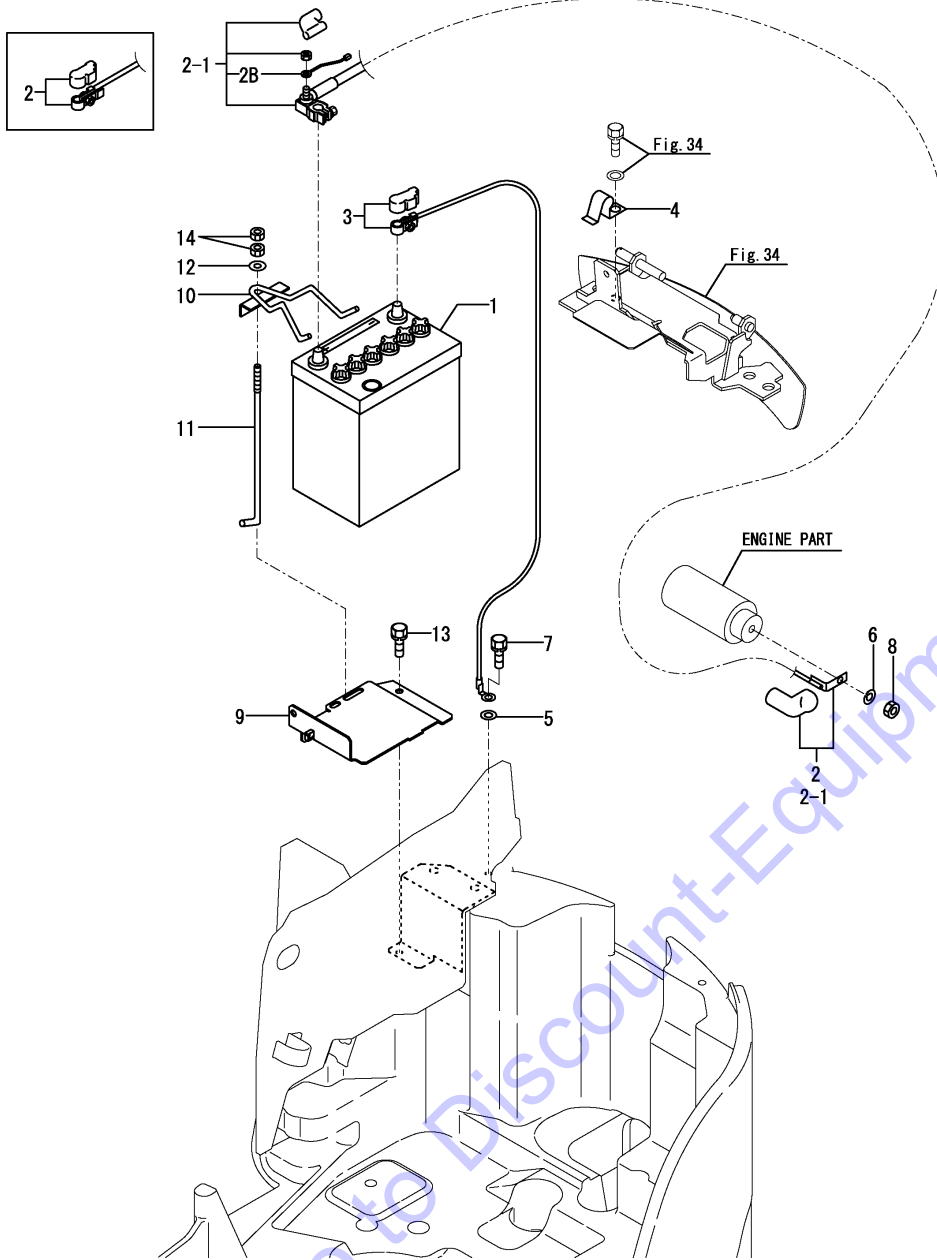


Fig.11. BATTERY

(A)=SV08-1A(US)  
 (B)=SV08-1A(AS)  
 (C)=SV08-1A(KR)

(D)=SV08-1A(NZ)  
 (E)=SV08-1A(SA)  
 (F)=SV08-1A(HK)

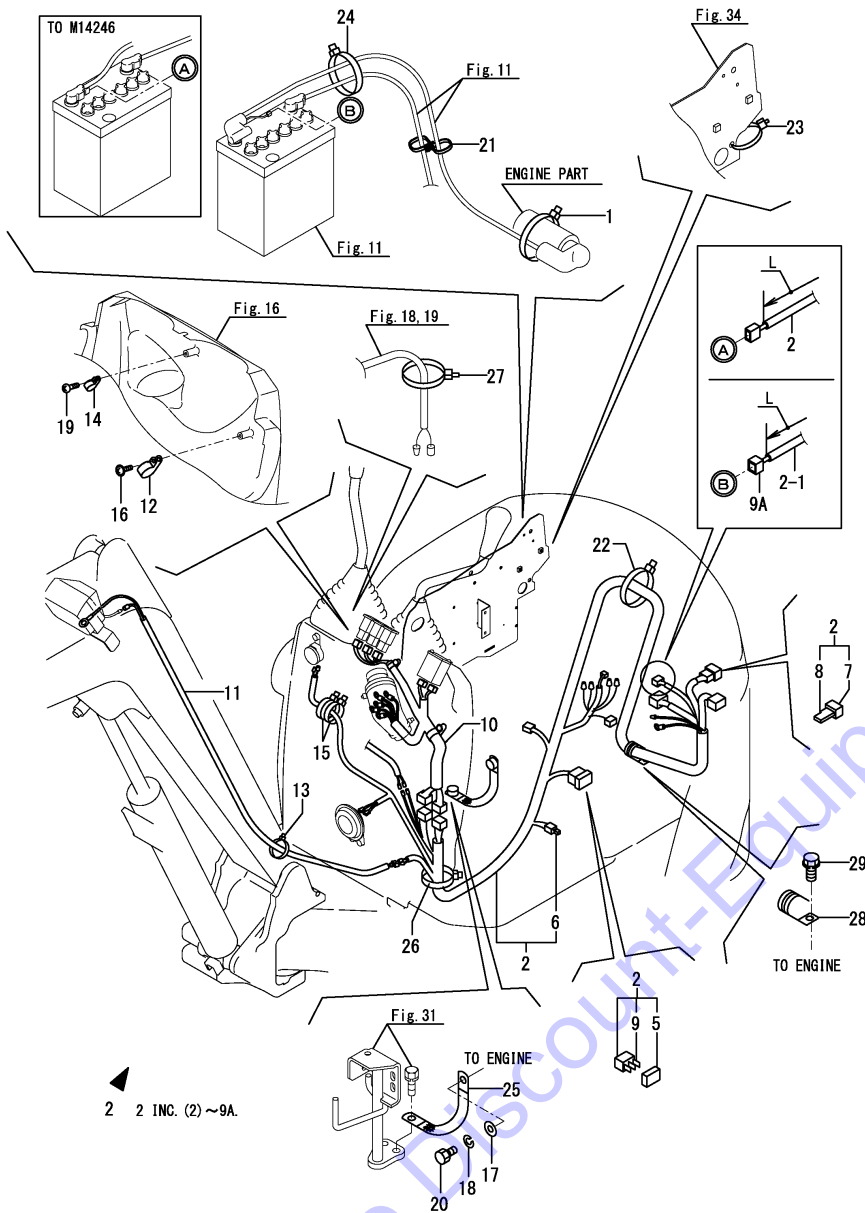


No.	Lev.	Parts No.	Description	Q'ty						I	R
				(A)	(B)	(C)	(D)	(E)	(F)		
1	1	172446-16100	BATTERY	1	1	1	1	1	1		
2	1	172446-16110	CORD, BATTERY	1	1	1					
2-1	1	172446-16111	CORD ASSY,BATTERY(+)	1	1	1	1	1	1	1	S
2B	2	(A=M/#14247)	HARNES, F	1	1	1	1	1	1	1	W
		(B=M/#14247)									
		(C=M/#14247)									
3	1	172446-16120	CORD, BATTERY	1	1	1	1	1	1		
4	1	172112-16650	CLAMP	1	1	1	1	1	1		
5	1	22137-080000	WASHER, 8	1	1	1	1	1	1		
6	1	22217-080000	WASHER, SPRING 8	1	1	1	1	1	1		
7	1	26116-080162	BOLT, M8X 16 PLATED	1	1	1	1	1	1		
8	1	26716-080002	NUT, M8	1	1	1	1	1	1		
9	1	172A29-16300	MOUNT ASSY, BATTERY	1	1	1	1	1	1		
10	1	172446-16320-1	CLAMP, BATTERY	1	1	1	1	1	1		
11	1	172164-16370	ROD	1	1	1	1	1	1		
12	1	22137-080000	WASHER, 8	1	1	1	1	1	1		
13	1	26013-080162	BOLT, M8X 16	2	2	2	2	2	2		
14	1	26716-080002	NUT, M8	2	2	2	2	2	2		

Fig.12. WIRING

(A)=SV08-1A(US)  
(B)=SV08-1A(AS)  
(C)=SV08-1A(KR)

(D)=SV08-1A(NZ)  
(E)=SV08-1A(SA)  
(F)=SV08-1A(HK)



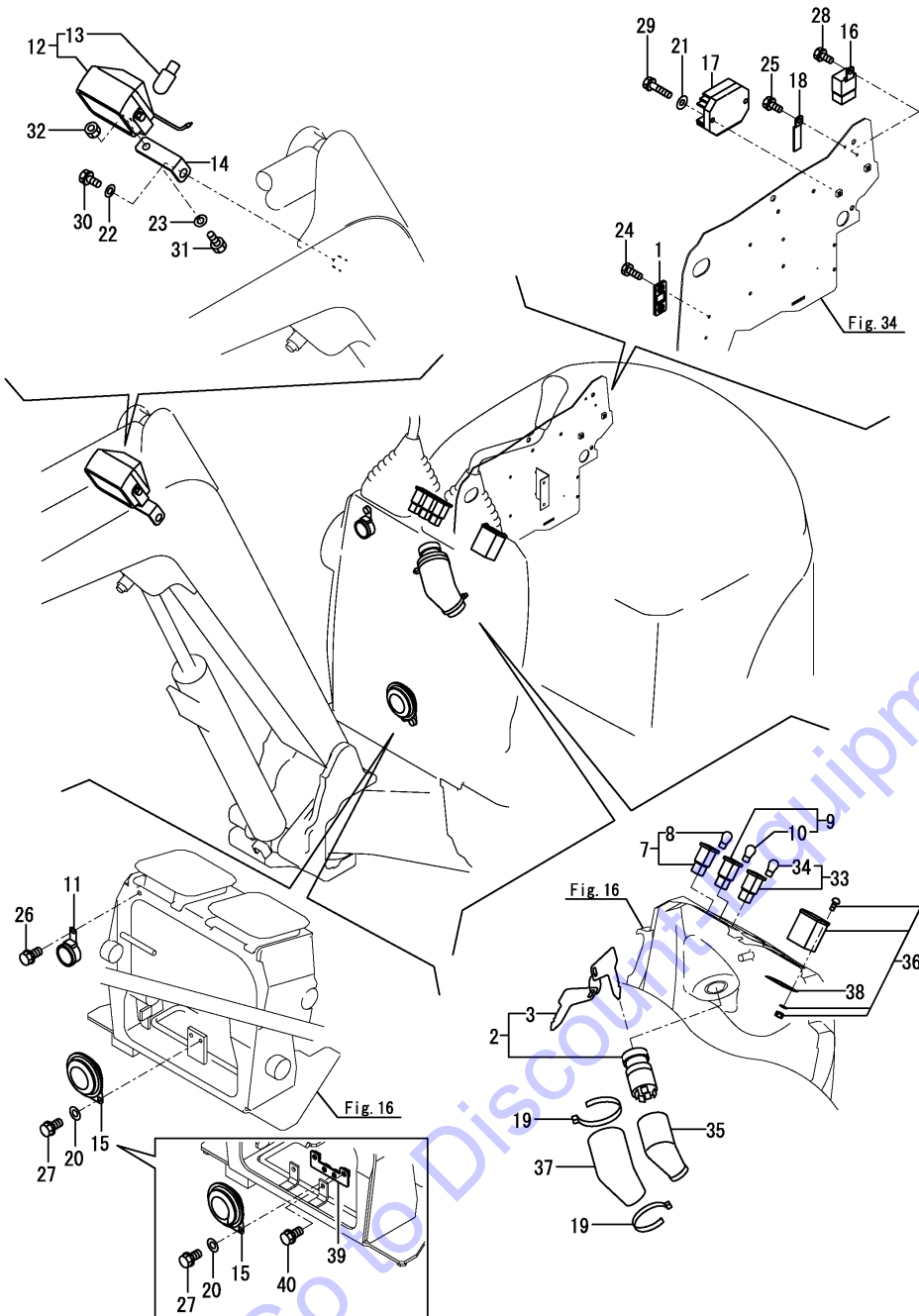
No.	Lev.	Parts No.	Description	Q'ty						I	R
				(A)	(B)	(C)	(D)	(E)	(F)		
1	1	172122-79930	CLAMP, HOSE	1	1	1					
1-1	1	172183-16560	CLIP, HOSE	1	1	1	1	1	1	1	N
		(A=M15258) (B=M15258) (C=M15258)									
2	1	172A29-16500	WIRE HARNESS ASSY,A	1	1	1					
2-1	1	172A29-16501	WIRE HARNESS ASSY,A	1	1	1	1	1	1	1	S 1
		(A=M/#14247) (B=M/#14247) (C=M/#14247)									
5	2	172183-16590	COVER	1	1	1	1	1	1	1	
6	2	172648-16600	DIODE, 1.5-2P	1	1	1	1	1	1	1	
7	2	172447-17140	HOUSING	1	1	1	1	1	1	1	
8	2	172447-17150	FUSE 40A	1	1	1	1	1	1	1	
9	2	29420-100000	FUSE, B 10A	3	3	3	3	3	3	3	
9A	2	172498-16520	HOUSING	1	1	1	1	1	1	1	W
		(A=M/#14247) (B=M/#14247) (C=M/#14247)									
10	1	172446-16511	HARNESS, STAND	1	1	1	1	1	1	1	
11	1	172186-16541	HARNESS, WORK LAMP	1	1	1	1	1	1	1	
12	1	172446-16550	CLAMP	1	1	1	1	1	1	1	
13	1	172137-16560	BAND	1	1	1	1	1	1	1	
14	1	172446-16560	CLAMP	1	1	1	1	1	1	1	
15	1	1A1380-55310	CLAMP, WIRE	2	2	2					
15-1	1	194202-56460	BAND, 200	2	2	2	2	2	2	2	N
		(A=M15258) (B=M15258) (C=M15258)									
16	1	194940-61790	SCREW, TAPPING M5X16	1	1	1	1	1	1	1	
17	1	22137-100000	WASHER, 10	1	1	1	1	1	1	1	
18	1	22217-100000	WASHER, SPRING 10	1	1	1	1	1	1	1	
19	1	22857-400120	SCREW, 4X12	1	1	1	1	1	1	1	
20	1	26116-100162	BOLT, M10X 16 PLATED	1	1	1	1	1	1	1	
21	1	172137-16560	BAND	1	1	1	1	1	1	1	
22	1	1A1380-55310	CLAMP, WIRE	1	1	1	1	1	1	1	
23	1	1A1380-55310	CLAMP, WIRE	1	1	1					
23-1	1	194202-56460	BAND, 200	1	1	1	1	1	1	1	N
		(A=M15258) (B=M15258) (C=M15258)									
24	1	1A1380-55310	CLAMP, WIRE	1	1	1					
24-1	1	194202-56460	BAND, 200	1	1	1	1	1	1	1	N
		(A=M15258) (B=M15258) (C=M15258)									
25	1	933171-15801	CORD, ENGINE EARTH	1	1	1	1	1	1	1	
26	1	172122-79920	CLIP, HOSE	1	1	1					
26-1	1	194202-56460	BAND, 200	1	1	1	1	1	1	1	N
		(A=M15258) (B=M15258) (C=M15258)									
27	1	933168-55770	BAND	1	1	1	1	1	1	1	W
		(A=M15258) (B=M15258) (C=M15258)									
28	1	1A1686-57850	CLAMP, 80	1	1	1	1	1	1	1	W
		(A=M14001) (B=M14001) (C=M14001) (D=M14001)									
29	1	26013-080162	BOLT, M8X 16	1	1	1	1	1	1	1	W
		(A=M14001) (B=M14001) (C=M14001) (D=M14001)									

Remarks

(1)Interchangeable by simultaneous replacement with Fig.11 No.2-1.  
L=No.2 : 250mm, No.2-1 : 90mm.



Fig.13. EQUIPMENT

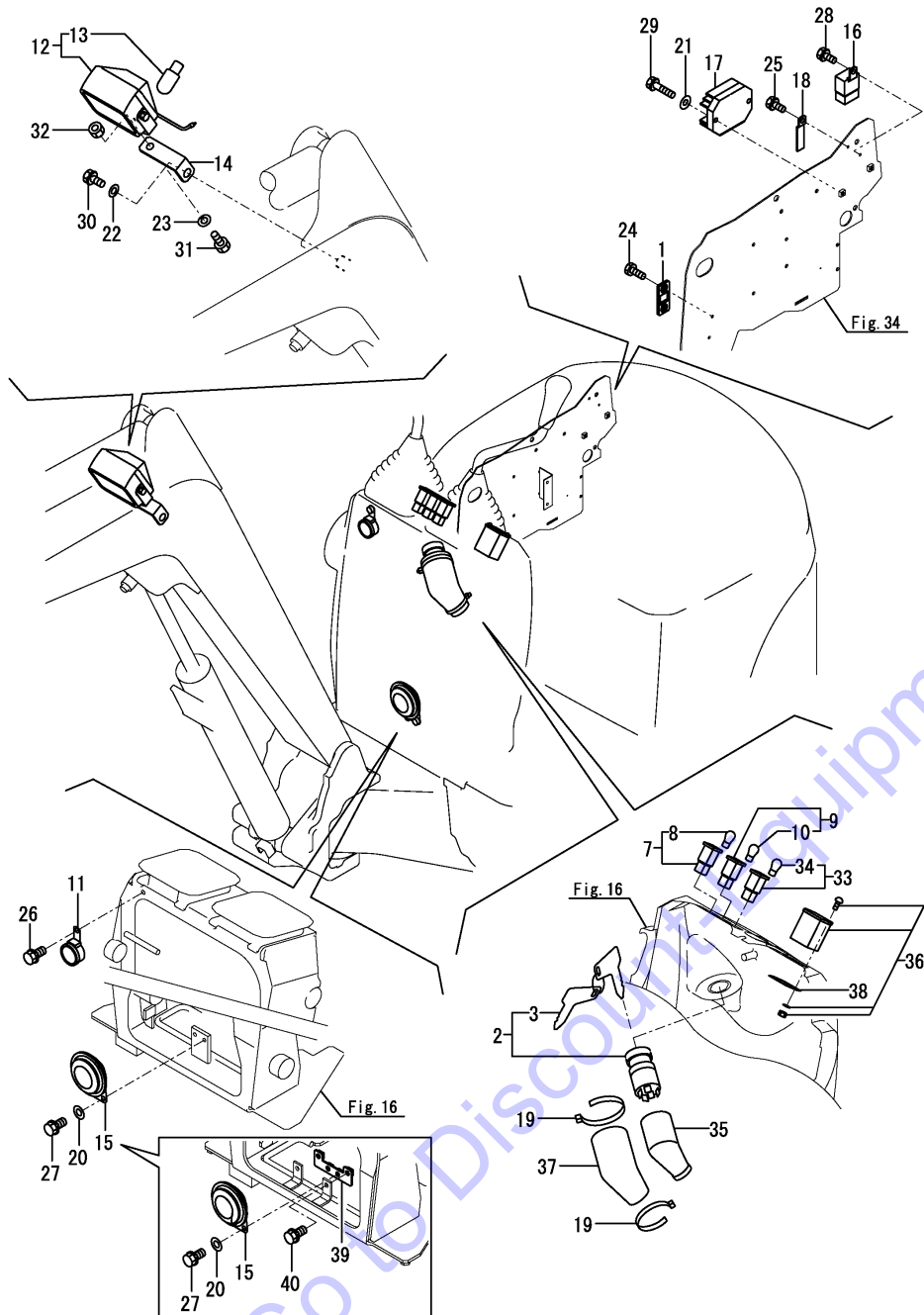


(A)=SV08-1A(US)  
(B)=SV08-1A(AS)  
(C)=SV08-1A(KR)

(D)=SV08-1A(NZ)  
(E)=SV08-1A(SA)  
(F)=SV08-1A(HK)

No.	Lev.	Parts No.	Description	Q'ty						I	R
				(A)	(B)	(C)	(D)	(E)	(F)		
1	1	172183-16550	BRACKET,FUSE	1	1	1	1	1	1		
2	1	172524-17010	SWITCH ASSY, STARTER	1	1	1					
2-1	1	172524-17011	SWITCH ASSY, STARTER	1	1	1	1	1	1	1	N
		(A=M17269) (B=M17269) (C=M17269)									
3	2	172524-17330	KEY ASSY	1	1	1	1	1	1	1	
7	1	172149-17120	LAMP	1	1	1	1	1	1	1	
8	2	172149-17140	BULB, 12V 3.4W	1	1	1	1	1	1	1	
9	1	172149-17130	LAMP	1	1	1	1	1	1	1	
10	2	172149-17140	BULB, 12V 3.4W	1	1	1	1	1	1	1	
11	1	172141-17150	BUZZER	1	1	1	1	1	1	1	
12	1	172156-17401	LAMP, WORK	1	1	1	1	1	1	1	
13	2	172156-17420	BULB, 12V 27W	1	1	1	1	1	1	1	
14	1	172156-17430-5	STAY, LAMP	1	1	1					
14-1	1	172156-17430-Y	STAY, LAMP	1	1	1	1	1	1	1	S
		(A=M17001) (B=M17001) (C=M17001)									
15	1	194151-57100	HORN	1	1	1	1	1	1	1	
16	1	119247-77100	RELAY, POWER SN2213	1	1	1					
16-1	1	198461-52950	RELAY, CA TYPE C	1	1	1					R
		(A=M15331) (B=M15331) (C=M15331)									
16-2	1	119247-77100	RELAY, POWER SN2213	1	1	1	1	1	1	1	R
		(A=M14004) (B=M14004) (C=M14004)									
17	1	172A20-17110	LIMITER,CURRENT	1	1	1					
17-1	1	172A20-17111	LIMITER,CURRENT	1	1	1					R
		(A=M14492) (B=M14492) (C=M14492)									
17-2	1	172A20-17100	LIMITER ASSY,CURRENT	1	1	1	1	1	1	1	N
		(A=M14898) (B=M14898) (C=M14898)									
18	1	172447-17130	STAY	1	1	1	1	1	1	1	
19	1	172122-79930	CLAMP, HOSE	2	2	2	2	2	2	2	
20	1	22137-060000	WASHER, 6	2	2	2	2	2	2	2	
21	1	22137-060000	WASHER, 6	2	2	2	2	2	2	2	
22	1	22137-100000	WASHER, 10	1	1	1	1	1	1	1	
23	1	22217-080000	WASHER, SPRING 8	1	1	1	1	1	1	1	
24	1	26116-060162	BOLT, M6X 16 PLATED	2	2	2	2	2	2	2	
25	1	26013-060122	BOLT, M6X 12	1	1	1	1	1	1	1	
26	1	26013-060122	BOLT, M6X 12	1	1	1	1	1	1	1	
27	1	26013-060122	BOLT, M6X 12	2	2	2	2	2	2	2	
28	1	26013-060122	BOLT, M6X 12	1	1	1	1	1	1	1	
29	1	26013-060252	BOLT, M6X 25	2	2	2	2	2	2	2	
30	1	26013-100202	BOLT, M10X 20	1	1	1	1	1	1	1	
31	1	26116-080162	BOLT, M8X 16 PLATED	1	1	1	1	1	1	1	
32	1	26716-080002	NUT, M8	1	1	1	1	1	1	1	
33	1	933113-05190	LAMP, OIL	1	1	1	1	1	1	1	
34	2	933113-05180	BULB, 12V 3W	1	1	1	1	1	1	1	
35	1	933113-15900	COVER, TERMINAL	1	1	1	1	1	1	1	
36	1	172186-17100	METER, HOUR	1	1	1	1	1	1	1	
37	1	172446-17111	INSULATOR	1	1	1	1	1	1	1	
38	1	172A82-17150	PLATE, HOUR METER	1	1	1	1	1	1	1	W
		(A=M1A726) (B=M1A726) (C=M1A726)									
39	1	172A29-45500	PLATE ASSY, HORN	1	1	1	1	1	1	1	W
		(A=M1A946) (B=M1A946) (C=M1A946) (D=M1A946)									
40	1	26013-060122	BOLT, M6X 12	2	2	2	2	2	2	2	W

Fig.13. EQUIPMENT



(A)=SV08-1A(US)  
 (B)=SV08-1A(AS)  
 (C)=SV08-1A(KR)

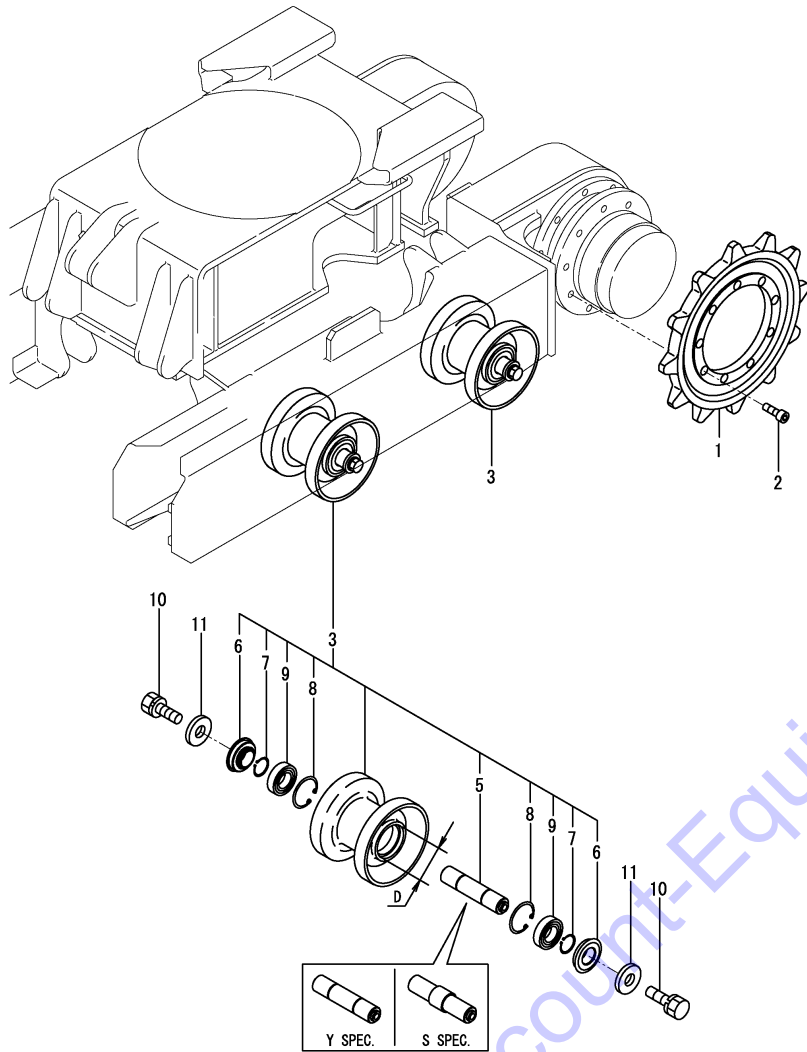
(D)=SV08-1A(NZ)  
 (E)=SV08-1A(SA)  
 (F)=SV08-1A(HK)

No.	Lev.	Parts No.	Description	Q'ty						I	R
				(A)	(B)	(C)	(D)	(E)	(F)		
		(A=M1A946)	(B=M1A946)	(C=M1A946)	(D=M1A946)						

Fig.14. SPROCKET & TRACK ROLLER(Y SPEC.)

(A)=SV08-1A(US)  
 (B)=SV08-1A(AS)  
 (C)=SV08-1A(KR)

(D)=SV08-1A(NZ)  
 (E)=SV08-1A(SA)  
 (F)=SV08-1A(HK)



No.	Lev.	Parts No.	Description	Q'ty						I	R
				(A)	(B)	(C)	(D)	(E)	(F)		
1	1	172446-29101-1	SPROCKET	2	2	2	2	2	2		
2	1	26450-100252	BOLT, M10X 25	18	18	18	18	18	18		
3	1	172446-30200	ROLLER, TRACK	4	4	4					Z 1
5	2	172155-37310	SHAFT, ROLLER	4	4	4					
6	2	172137-37360	SEAL, TW254716	8	8	8					
7	2	22242-000250	RING, 25	8	8	8					
8	2	22252-000470	RING, 47	8	8	8					
9	2	24101-060054	BEARING, BALL 6005	8	8	8					
10	1	26013-120252	BOLT, M12X 25	8	8	8					
11	1	933152-03700	WASHER, CLUTCH	8	8	8					

Remarks

\* Y specification D=53.5mm, S specification D=62mm.

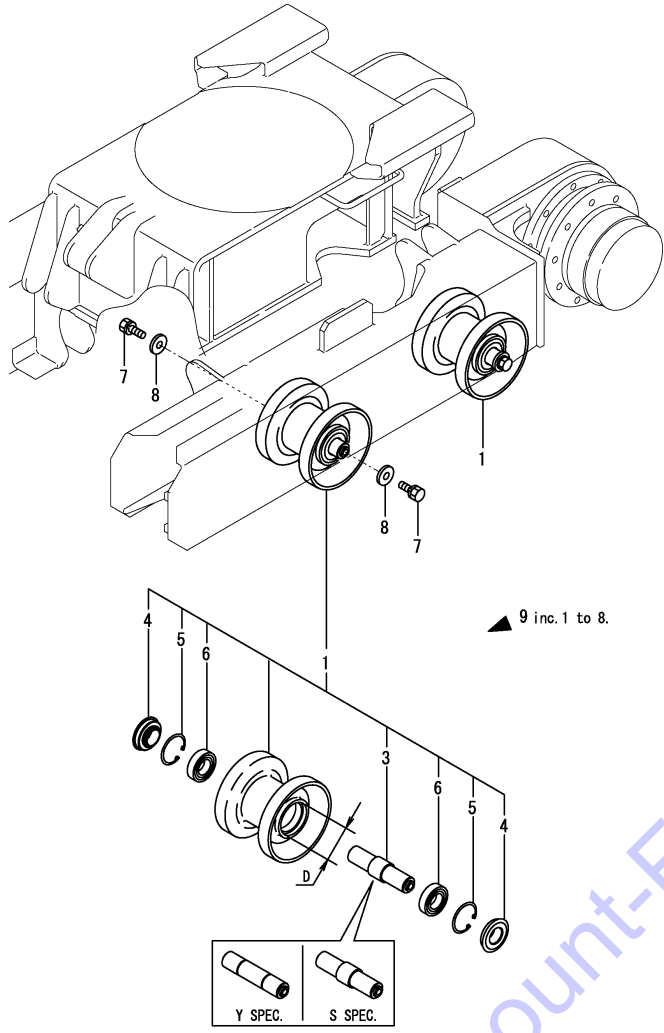
(1)Compatibility by assembly exchange with parts of Fig.75(14A) No.1.

The inner parts are not compatible.

Fig.75. (14A)TRACK ROLLER(S SPEC.)

(A)=SV08-1A(US)  
 (B)=SV08-1A(AS)  
 (C)=SV08-1A(KR)

(D)=SV08-1A(NZ)  
 (E)=SV08-1A(SA)  
 (F)=SV08-1A(HK)



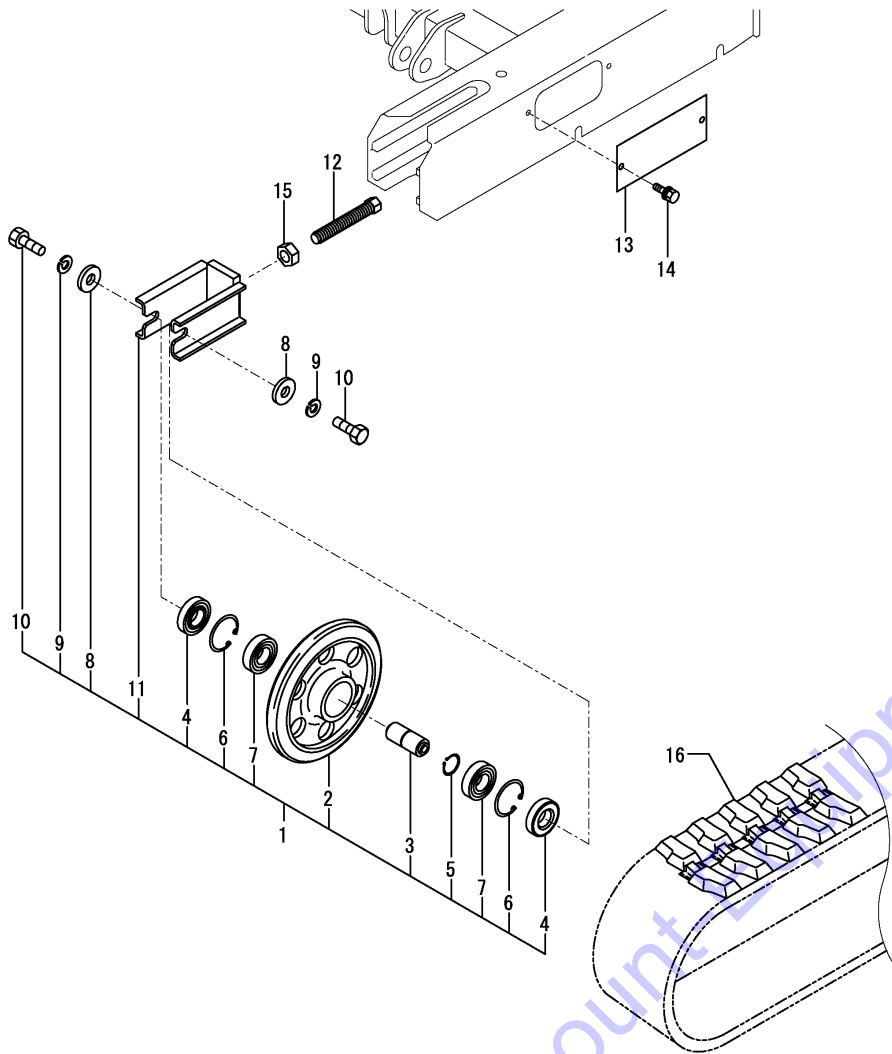
No.	Lev.	Parts No.	Description	Q'ty						I	R
				(A)	(B)	(C)	(D)	(E)	(F)		
1	1	172A82-37300 (A=M1A087) (B=M1A087) (C=M1A087)	ROLLER ASSY, LOWER	4	4	4	4	4	4	4	W
3	2	172A82-37320	SHAFT	4	4	4	4	4	4	4	
4	2	1E6140-73420	SEAL, OIL 25X52X18	8	8	8	8	8	8	8	
5	2	22252-000470	RING, 47	8	8	8	8	8	8	8	
6	2	24101-060054	BEARING, BALL 6005	8	8	8	8	8	8	8	
7	1	26013-120252	BOLT, M12X 25	8	8	8	8	8	8	8	
8	1	933152-03700	WASHER, CLUTCH	8	8	8	8	8	8	8	
9	1	772446-37301	ROLLER	1	1	1	1	1	1	1	1

Remarks  
 \* Y specification D=53.5mm, S specification D=62mm.  
 \* Track roller(Y specification) are shown in Fig.14.  
 The inner parts are not compatible.  
 (1)Spare parts.

Fig.15. IDLER, CRAWLER ADJUST & CRAWLER

(A)=SV08-1A(US)  
 (B)=SV08-1A(AS)  
 (C)=SV08-1A(KR)

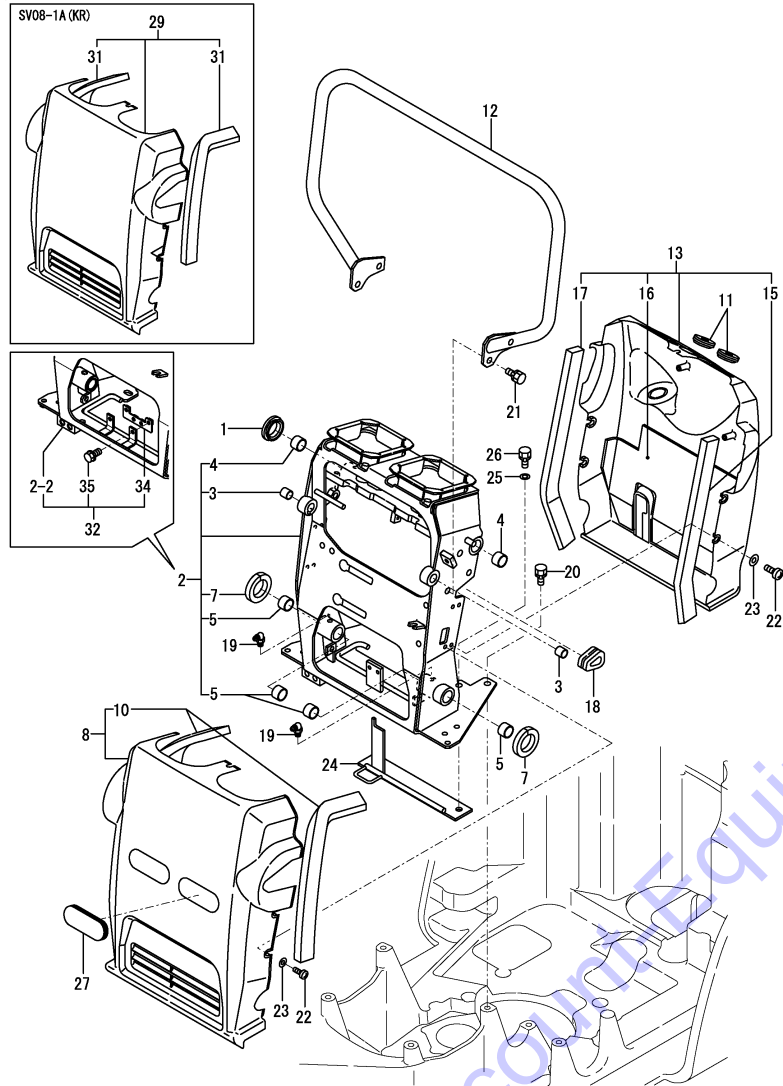
(D)=SV08-1A(NZ)  
 (E)=SV08-1A(SA)  
 (F)=SV08-1A(HK)



No.	Lev.	Parts No.	Description	Q'ty						I	R
				(A)	(B)	(C)	(D)	(E)	(F)		
1	1	172A20-37100	IDLER ASSY	2	2	2	2	2	2		
2	2	172446-37100-1	IDLER, 250	2	2	2	2	2	2		
3	2	172449-37110-1	SHAFT IDLER(GRAY:49)	2	2	2	2	2	2		
4	2	1A1060-48300	SEAL,OIL QLN306213.2	4	4	4	4	4	4		
5	2	22242-000300	RING, 30	2	2	2	2	2	2		
6	2	22252-000620	RING, 62	4	4	4	4	4	4		
7	2	24101-062064	BEARING, BALL 6206	4	4	4	4	4	4		
8	2	933152-03700	WASHER, CLUTCH	4	4	4	4	4	4		
9	2	22217-120000	WASHER, SPRING 12	4	4	4	4	4	4		
10	2	26116-120252	BOLT, M12X 25 PLATED	4	4	4	4	4	4		
11	2	172A20-37150	SLIDER ASSY	2	2	2	2	2	2		
12	1	172446-37710	BOLT, ADJUST	2	2	2	2	2	2		
13	1	172446-37720-1	COVER, BOLT	2	2	2	2	2	2		
14	1	26014-080202	BOLT, M8X 20	4	4	4	4	4	4		
15	1	26716-200002	NUT, M20	2	2	2	2	2	2		
16	1	172446-38600	CRAWLER, RUBBER	2	2	2	2	2	2		

Go to Discount Equipment.com

Fig.16. LINK STAND



(A)=SV08-1A(US)  
(B)=SV08-1A(AS)  
(C)=SV08-1A(KR)

(D)=SV08-1A(NZ)  
(E)=SV08-1A(SA)  
(F)=SV08-1A(HK)

No.	Lev.	Parts No.	Description	Q'ty						I	R
				(A)	(B)	(C)	(D)	(E)	(F)		
1	1	1A6260-27270	GROMMET, 35	1	1	1	1	1	1		
2	1	172A29-45400-1	SUPPORT ASSY	1	1	1					
2-1	1	172A29-45401-1	SUPPORT ASSY	1	1	1	1				N 5
2-2	1	172A29-45402	SUPPORT ASSY	1	1	1	1	1	1	1	S
3	2	172141-41360	BUSH	2	2	2	2				
3-1	2	24550-014150	BUSH, 14X15	2	2	2	2	2	2	2	N
4	2	172141-41370	BUSH, 20 15	2	2	2	2	2	2	2	
5	2	172141-41370	BUSH, 20 15	4	4	4	4	4	4	4	
7	2	172446-49280	SEAL	2	2	2	2	2	2	2	
8	1	172A29-49100	COVER ASSY, STAND	1	1						1
8-1	1	172A82-49300	COVER ASSY,STAND FJD	1	1		1	1	1	1	S 1
10	2	172446-49120	SEAL, SWIVEL	2	2		2	2	2	2	
11	1	172446-49180	GROMMET	2	2	2	2	2	2	2	
12	1	172446-49200-1	BAR, ASSIST	1	1	1	1				
12-1	1	172446-49200-Y	BAR, ASSIST	1	1	1	1	1	1	1	S
13	1	172446-49250	COVER ASSY, STAND	1	1	1	1				2
13-1	1	172446-49450	COVER ASSY,STAND R D	1	1	1	1	1	1	1	S 2
15	2	172446-49260	SEAL, STAND COVER	1	1	1	1	1	1	1	
16	2	172446-49270	INSULATOR	1	1	1	1	1	1	1	
17	2	172446-49290	SEAL, STAND COVER	1	1	1	1	1	1	1	
17A	1	172437-03312	LABEL, SLOPE	1	1	1	1	1	1	1	3
17B	1	172437-03343	LABEL, TRANSPORT	1	1	1	1	1	1	1	3
17C	1	172437-03432	LABEL, STEERING	1	1	1	1	1	1	1	3
17D	1	172A29-03760	LABEL, MANUAL US	1	1	1	1	1	1	1	3
17E	1	172A29-03810	LABEL, LEVER LOCK US	1	1	1	1	1	1	1	3
17F	1	172433-03251	LABEL, SWING LOCK US	1	1	1	1	1	1	1	3
18	1	172456-53700	GROMMET	1	1	1	1	1	1	1	
19	1	24761-050000	NIPPLE, GREASE C	2	2	2	2	2	2	2	
20	1	26013-100202	BOLT, M10X 20	4	4	4	4	4	4	4	
21	1	26013-100202	BOLT, M10X 20	4	4	4	4	4	4	4	
22	1	26589-060162	SCREW, M6	10	10	10	10	10	10	10	
23	1	172446-49350	WASHER 6.3X15X1	10	10	10	10	10	10	10	
24	1	172A20-45550-1	GUIDE ASSY	1	1	1					
24-1	1	172A82-45550	GUIDE ASSY	1	1	1	1	1	1	1	N
25	1	22137-100000	WASHER, 10	2	2	2	2	2	2	2	
26	1	26013-100202	BOLT, M10X 20	2	2	2	2	2	2	2	
27	1	172146-41320	GROMMET	2	2		2	2	2	2	
28	1	172A29-03820	LABEL,PATTERN CHANGE	1	1		1	1	1	1	3
29	1	172446-49100	COVER ASSY, STAND				1				4
29-1	1	172A82-49200	COVER ASSY,STAND F Y				1				S 4
31	2	172446-49120	SEAL, SWIVEL				2				
32	1	172A29-08450-1	SUPPORT KIT	1	1	1	1	1	1	1	6
34	2	172A29-45500	PLATE ASSY, HORN	1	1	1	1	1	1	1	

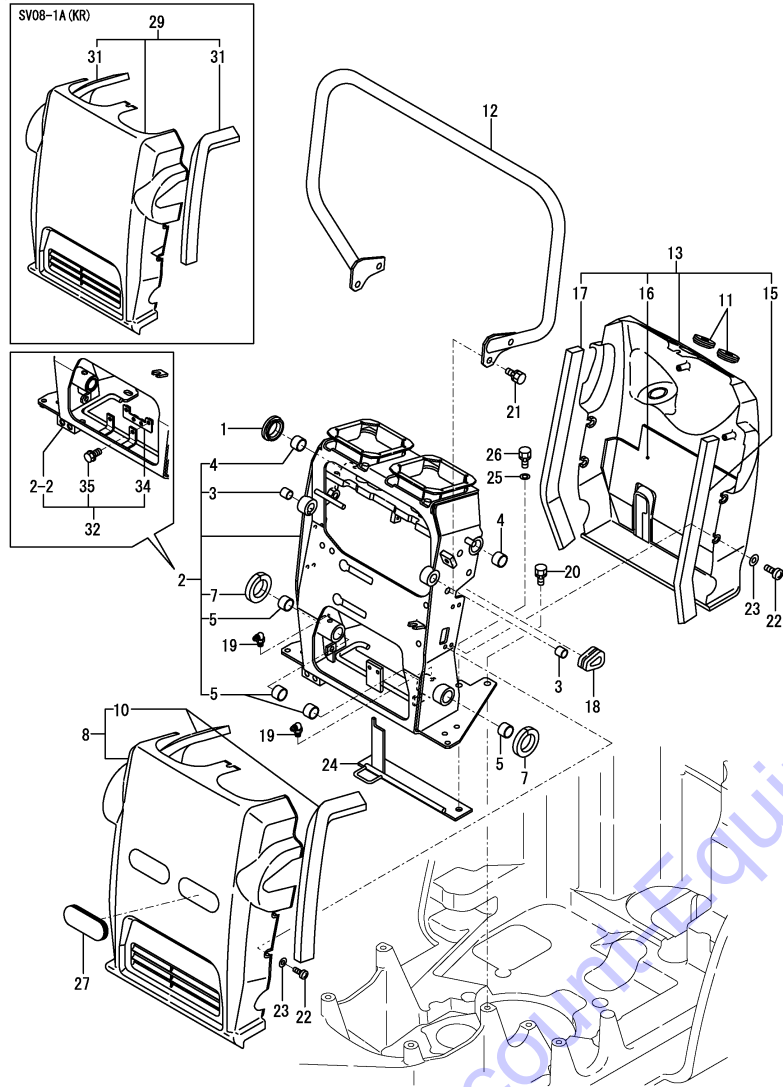
Remarks

- (1)Painting color = No.8 : YANMAR Peacock Green, No.8-1 : YANMAR Turmeric Yellow. Attach the No.28 label to this part.
- (2)Attach the No.17A, 17B, 17C, 17D, 17E & 17F label to this part. Color = No.13 : DARK OLIVE GRAY, No.13-1 : PANTONE 425C.
- (3)Label is not illustrated.
- (4)Painting color = No.29 : YANMAR Peacock Green, No.29-1 : YANMAR Turmeric Yellow.
- (5)Spare parts is shown in No.32.
- (6)Refer No.32 includes No.2-2, 34 & 35.

Fig.16. LINK STAND

(A)=SV08-1A(US)  
 (B)=SV08-1A(AS)  
 (C)=SV08-1A(KR)

(D)=SV08-1A(NZ)  
 (E)=SV08-1A(SA)  
 (F)=SV08-1A(HK)



No.	Lev.	Parts No.	Description	Q'ty						I	R
				(A)	(B)	(C)	(D)	(E)	(F)		
35	2	26013-060122	BOLT, M6X 12	2	2	2	2	2	2		

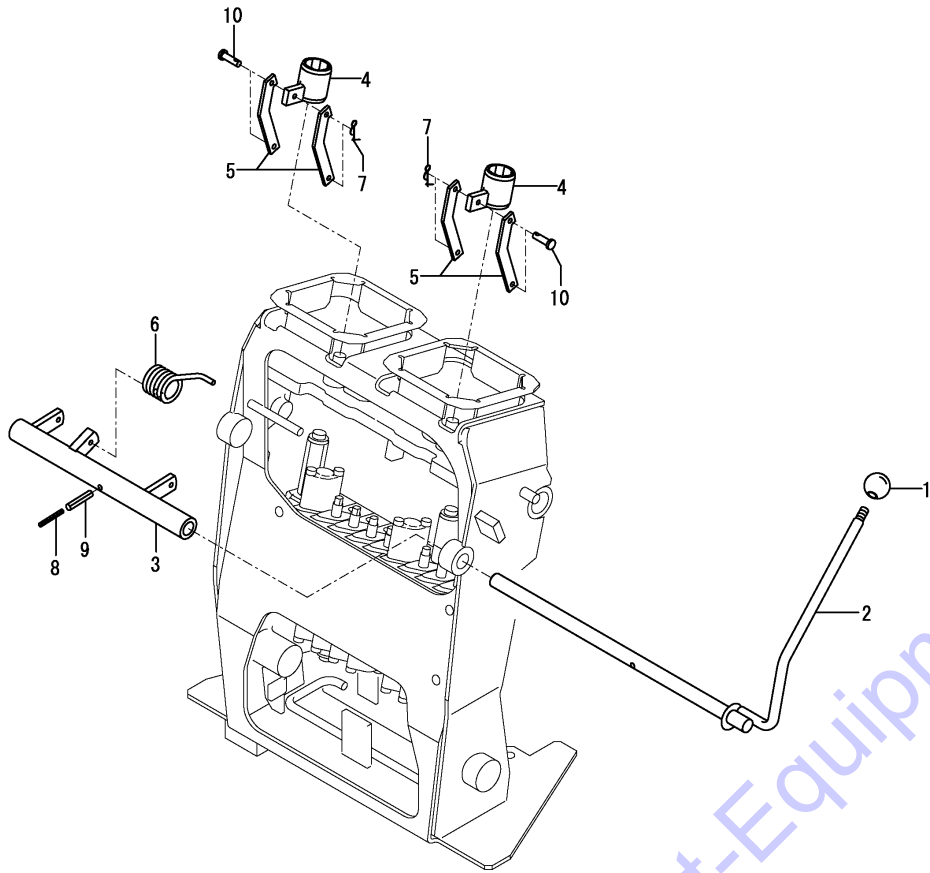
Remarks

- (1)Painting color = No.8 : YANMAR Peacock Green, No.8-1 : YANMAR Turmeric Yellow.  
Attach the No.28 label to this part.
- (2)Attach the No.17A, 17B, 17C, 17D, 17E & 17F label to this part.  
Color = No.13 : DARK OLIVE GRAY, No.13-1 : PANTONE 425C.
- (3)Label is not illustrated.
- (4)Painting color = No.29 : YANMAR Peacock Green, No.29-1 : YANMAR Turmeric Yellow.
- (5)Spare parts is shown in No.32.
- (6)Refer No.32 includes No.2-2, 34 & 35.

Fig.17. STOPPER

(A)=SV08-1A(US)  
 (B)=SV08-1A(AS)  
 (C)=SV08-1A(KR)

(D)=SV08-1A(NZ)  
 (E)=SV08-1A(SA)  
 (F)=SV08-1A(HK)



No.	Lev.	Parts No.	Description	Q'ty						I	R
				(A)	(B)	(C)	(D)	(E)	(F)		
1	1	172447-45230	KNOB, LEVER	1	1	1	1	1	1		
2	1	172446-45250-2	LEVER, LOCK	1	1	1	1	1	1		
3	1	172446-45290-1	LINK, LOCK	1	1	1	1	1	1		
4	1	172446-45320-1	PIPE, LOCK	2	2	2	2	2	2		
5	1	172446-45340-1	LINK, LOCK	4	4	4	4	4	4		
6	1	172165-45970	SPRING	1	1	1	1	1	1		
7	1	1C6281-52310	PIN, SNAP 6	4	4	4	4	4	4		
8	1	22351-030025	PIN, SPRING 3.0X25	1	1	1	1	1	1		
9	1	22351-050025	PIN, SPRING 5.0X25	1	1	1	1	1	1		
10	1	933110-54100	PIN, 4.75X14	4	4	4	4	4	4		

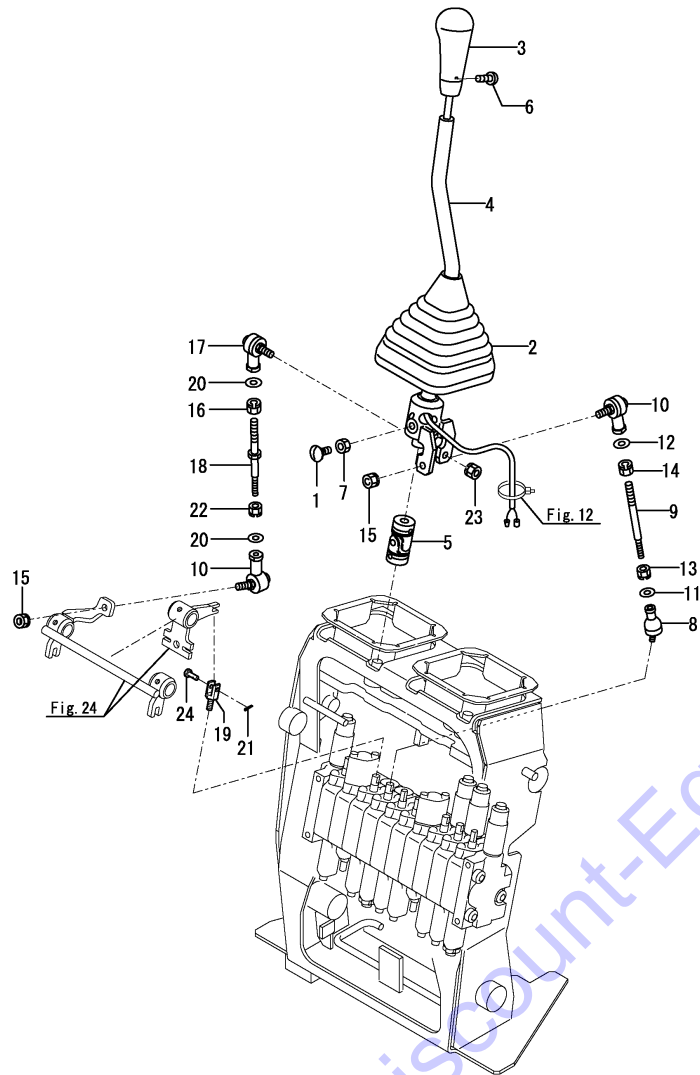
Go to Discount-Equipment.com to order your parts



Fig.18. OPERATION LEVER(RIGHT)

(A)=SV08-1A(US)  
 (B)=SV08-1A(AS)  
 (C)=SV08-1A(KR)

(D)=SV08-1A(NZ)  
 (E)=SV08-1A(SA)  
 (F)=SV08-1A(HK)



No.	Lev.	Parts No.	Description	Q'ty						I	R
				(A)	(B)	(C)	(D)	(E)	(F)		
1	1	172141-42750	BOLT, STOPPER	4	4						
1-1	1	172A82-42750	BOLT,STOPPER	4	4		4	4	4		N
		(A=M17689) (B=M17689)									
2	1	172151-45010	BOOT P,LEVER	1	1		1	1	1		
3	1	172165-47871	KNOB ASSY	1	1		1	1	1		1
4	1	172446-45170-1	LEVER	1	1		1	1	1		
5	1	172446-45800	JOINT, NC-12	1	1		1	1	1		
6	1	26587-04062	SCREW, M4X 6	1	1		1	1	1		
7	1	26756-080002	NUT, LOCK M8	4	4		4	4	4		
8	1	172157-45630	BALL 6, LINK	1	1		1	1	1		
9	1	172446-45750	ROD 110	1	1		1	1	1		
10	1	172122-46590	ELBOW, 8	2	2		2	2	2		
11	1	22117-060000	WASHER, 6	1	1		1	1	1		
12	1	22117-080000	WASHER, 8	1	1		1	1	1		
13	1	26051-060002	NUT, M6	1	1		1	1	1		
14	1	26051-080002	NUT, M8	1	1		1	1	1		
15	1	26051-080002	NUT, M8	2	2		2	2	2		
16	1	194200-37780	NUT, M8	1	1		1	1	1		
17	1	172734-41300	JOINT, BALL	1	1						
17-1	1	1E6740-64200	BALL, LINK BL8DL	1	1		1	1	1		N
		(A=M15305) (B=M15305)									
18	1	172469-45360	ROD 77	1	1		1	1	1		
19	1	172446-46220	JOINT	1	1		1	1	1		
20	1	22117-080000	WASHER, 8	2	2		2	2	2		
21	1	22417-160160	PIN, COTTER 1.6X16	1	1		1	1	1		
22	1	26051-080002	NUT, M8	1	1		1	1	1		
23	1	26051-080002	NUT, M8	1	1		1	1	1		
24	1	933110-54100	PIN, 4.75X14	1	1		1	1	1		

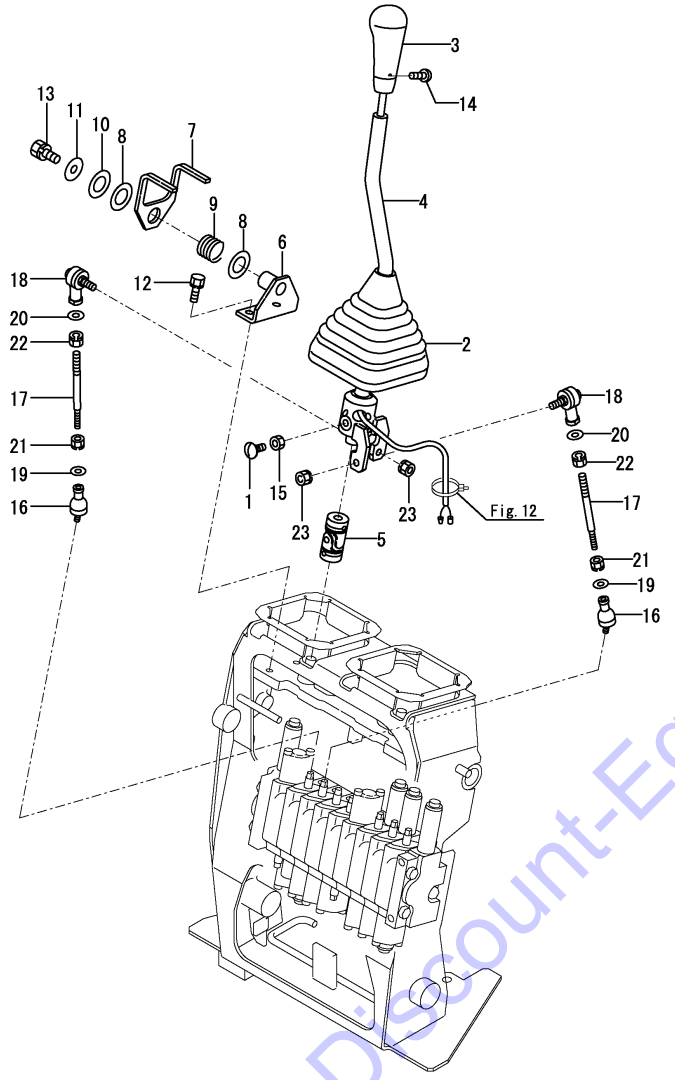
Remarks

(1)A knob with a built-in horn switch.

Fig.19. OPERATION LEVER(RIGHT)(KR)

(A)=SV08-1A(US)  
 (B)=SV08-1A(AS)  
 (C)=SV08-1A(KR)

(D)=SV08-1A(NZ)  
 (E)=SV08-1A(SA)  
 (F)=SV08-1A(HK)



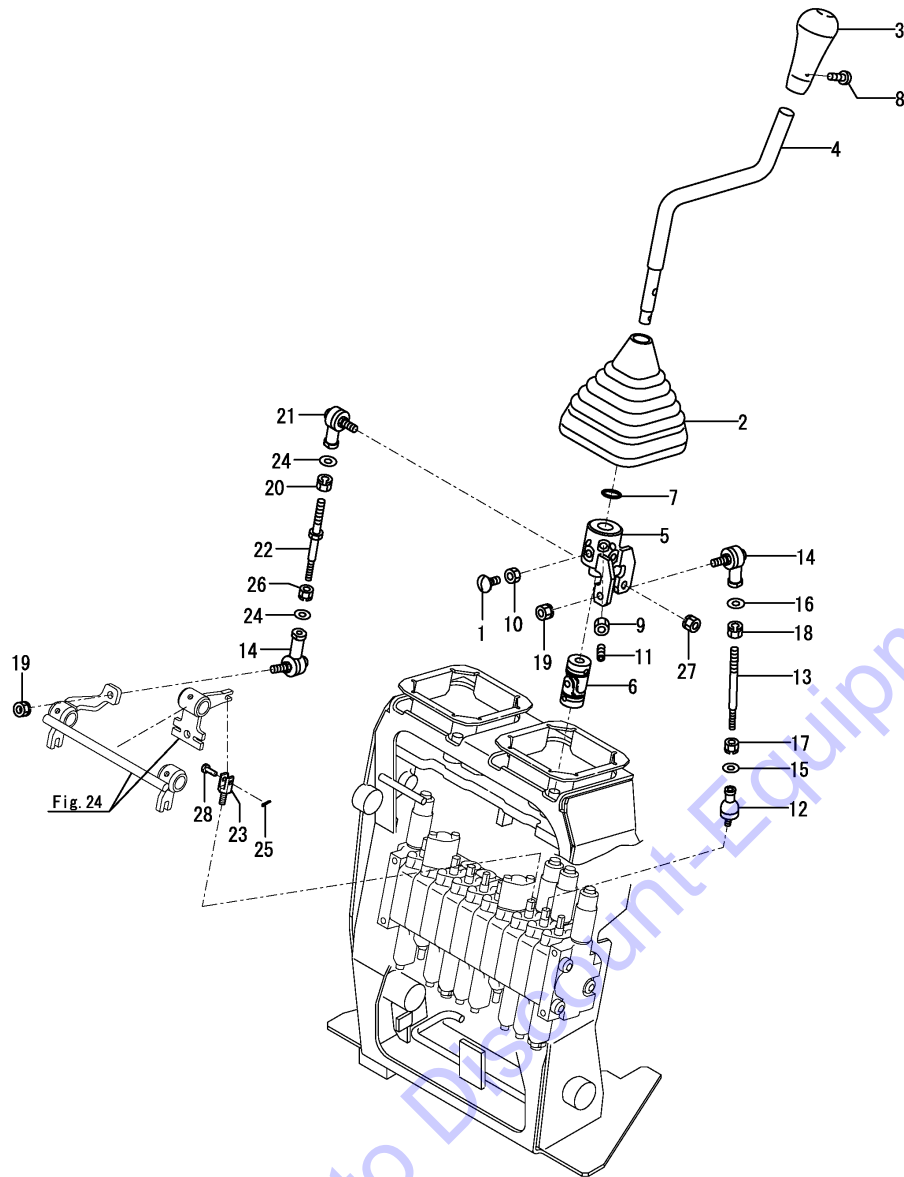
No.	Lev.	Parts No.	Description	Q'ty						I	R
				(A)	(B)	(C)	(D)	(E)	(F)		
1	1	172141-42750	BOLT, STOPPER			4					
1-1	1	172A82-42750	BOLT,STOPPER (C=M17689)			4					N
2	1	172151-45010	BOOT P,LEVER			1					
3	1	172165-47871	KNOB ASSY			1					1
4	1	172446-45170-1	LEVER			1					
5	1	172446-45800	JOINT, NC-12			1					
6	1	172446-45850-1	BASE ASSY			1					
7	1	172446-45890-1	ARM			1					
8	1	172446-45900	WASHER,THRUST			2					
9	1	172183-46430	SPRING			1					
10	1	22137-200000	WASHER, 20			1					
11	1	22157-100000	WASHER, 10			1					
12	1	26013-080202	BOLT, M8X 20			2					
13	1	26013-100202	BOLT, M10X 20			1					
14	1	26587-040062	SCREW, M4X 6			1					
15	1	26756-080002	NUT, LOCK M8			4					
16	1	172157-45630	BALL 6, LINK			2					
17	1	172446-45750	ROD 110			2					
18	1	172122-46590	ELBOW, 8			2					
19	1	22117-060000	WASHER, 6			2					
20	1	22117-080000	WASHER, 8			2					
21	1	26051-060002	NUT, M6			2					
22	1	26051-080002	NUT, M8			2					
23	1	26051-080002	NUT, M8			2					

Remarks  
 (1)A knob with a built-in horn switch.

Fig.20. OPERATION LEVER(LEFT)

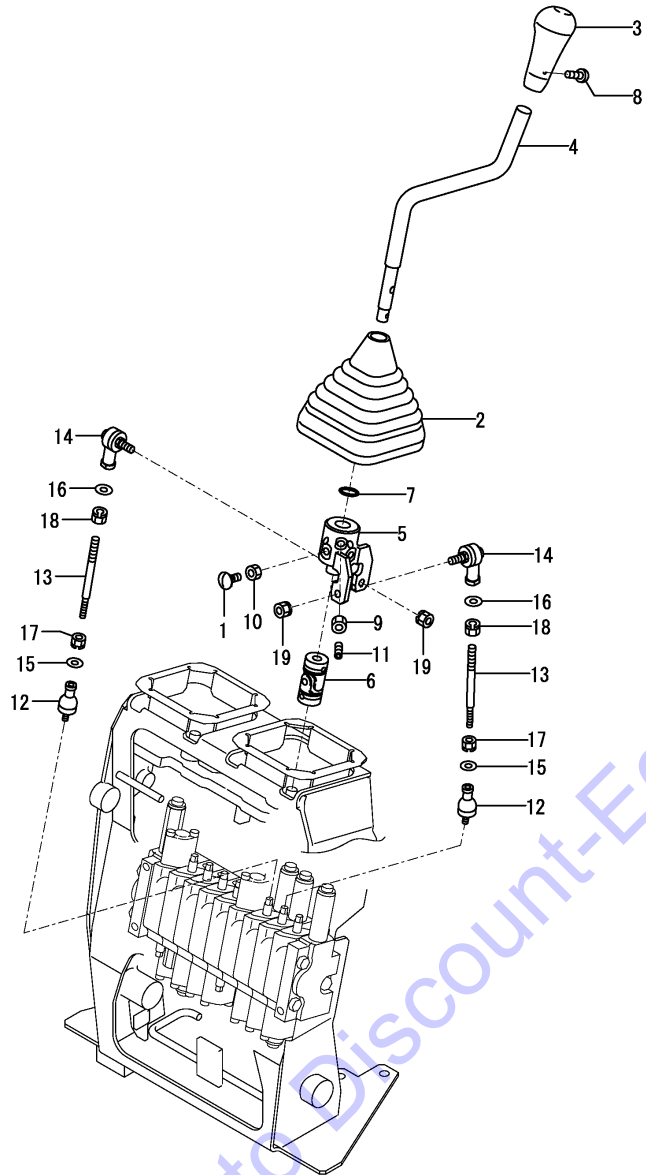
(A)=SV08-1A(US)  
 (B)=SV08-1A(AS)  
 (C)=SV08-1A(KR)

(D)=SV08-1A(NZ)  
 (E)=SV08-1A(SA)  
 (F)=SV08-1A(HK)



No.	Lev.	Parts No.	Description	Q'ty						I	R
				(A)	(B)	(C)	(D)	(E)	(F)		
1	1	172141-42750	BOLT, STOPPER	4	4						
1-1	1	172A82-42750	BOLT,STOPPER	4	4		4	4	4		N
		(A=M17689)	(B=M17689)								
2	1	172151-45010	BOOT P,LEVER	1	1		1	1	1		
3	1	172165-45071	KNOB ASSY	1	1		1	1	1		
4	1	172446-45110-1	LEVER	1	1		1	1	1		
5	1	172446-45140	LINK ASSY, L	1	1		1	1	1		
6	1	172446-45800	JOINT, NC-12	1	1		1	1	1		
7	1	24311-000140	O-RING, 1AP14.0	1	1		1	1	1		
8	1	26587-040062	SCREW, M4X 6	1	1		1	1	1		
9	1	26756-080002	NUT, LOCK M8	1	1		1	1	1		
10	1	26756-080002	NUT, LOCK M8	4	4		4	4	4		
11	1	26979-080252	SCREW, M8X25	1	1		1	1	1		
12	1	172157-45630	BALL 6, LINK	1	1		1	1	1		
13	1	172446-45750	ROD 110	1	1		1	1	1		
14	1	172122-46590	ELBOW, 8	2	2		2	2	2		
15	1	22117-060000	WASHER, 6	1	1		1	1	1		
16	1	22117-080000	WASHER, 8	1	1		1	1	1		
17	1	26051-060002	NUT, M6	1	1		1	1	1		
18	1	26051-080002	NUT, M8	1	1		1	1	1		
19	1	26051-080002	NUT, M8	2	2		2	2	2		
20	1	194200-37780	NUT, M8	1	1		1	1	1		
21	1	172734-41300	JOINT, BALL	1	1		1	1	1		
21-1	1	1E6740-64200	BALL, LINK BL8DL	1	1		1	1	1		N
		(A=M15305)	(B=M15305)								
22	1	172469-45360	ROD 77	1	1		1	1	1		
23	1	172446-46220	JOINT	1	1		1	1	1		
24	1	22117-080000	WASHER, 8	2	2		2	2	2		
25	1	22417-160160	PIN, COTTER 1.6X16	1	1		1	1	1		
26	1	26051-080002	NUT, M8	1	1		1	1	1		
27	1	26051-080002	NUT, M8	1	1		1	1	1		
28	1	933110-54100	PIN, 4.75X14	1	1		1	1	1		

Fig.21. OPERATION LEVER(LEFT)(KR)



(A)=SV08-1A(US)  
 (B)=SV08-1A(AS)  
 (C)=SV08-1A(KR)

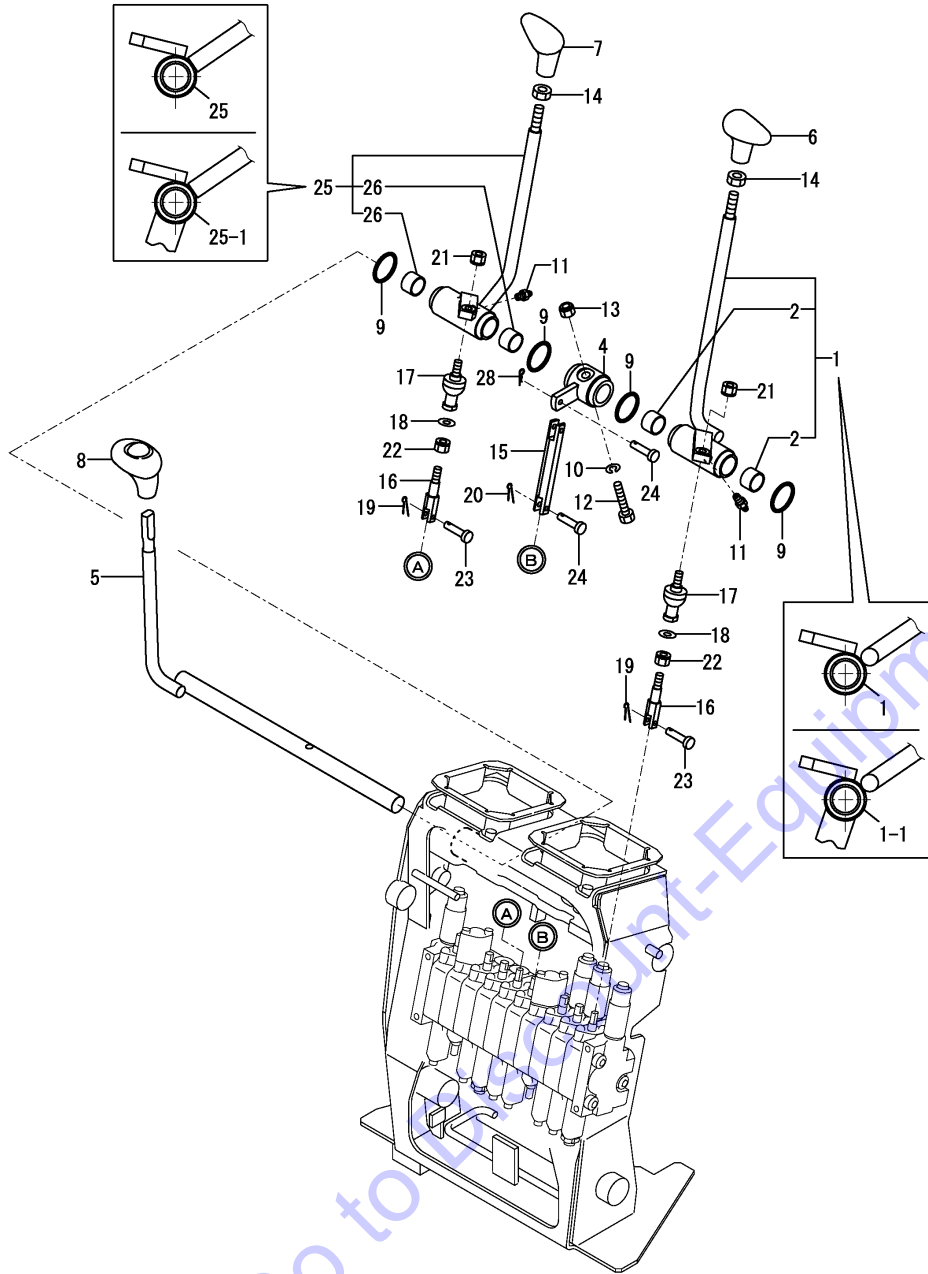
(D)=SV08-1A(NZ)  
 (E)=SV08-1A(SA)  
 (F)=SV08-1A(HK)

No.	Lev.	Parts No.	Description	Q'ty						I	R
				(A)	(B)	(C)	(D)	(E)	(F)		
1	1	172141-42750	BOLT, STOPPER			4					
1-1	1	172A82-42750	BOLT,STOPPER (C=M17689)			4					N
2	1	172151-45010	BOOT P,LEVER			1					
3	1	172165-45071	KNOB ASSY			1					
4	1	172446-45110-1	LEVER			1					
5	1	172446-45140	LINK ASSY, L			1					
6	1	172446-45800	JOINT, NC-12			1					
7	1	24311-000140	O-RING, 1AP14.0			1					
8	1	26587-040062	SCREW, M4X 6			1					
9	1	26756-080002	NUT, LOCK M8			1					
10	1	26756-080002	NUT, LOCK M8			4					
11	1	26979-080252	SCREW, M8X25			1					
12	1	172157-45630	BALL 6, LINK			2					
13	1	172446-45750	ROD 110			2					
14	1	172122-46590	ELBOW, 8			2					
15	1	22117-060000	WASHER, 6			2					
16	1	22117-080000	WASHER, 8			2					
17	1	26051-060002	NUT, M6			2					
18	1	26051-080002	NUT, M8			2					
19	1	26051-080002	NUT, M8			2					

Fig.22. TRAVEL LEVER & BLADE LEVER

(A)=SV08-1A(US)  
 (B)=SV08-1A(AS)  
 (C)=SV08-1A(KR)

(D)=SV08-1A(NZ)  
 (E)=SV08-1A(SA)  
 (F)=SV08-1A(HK)

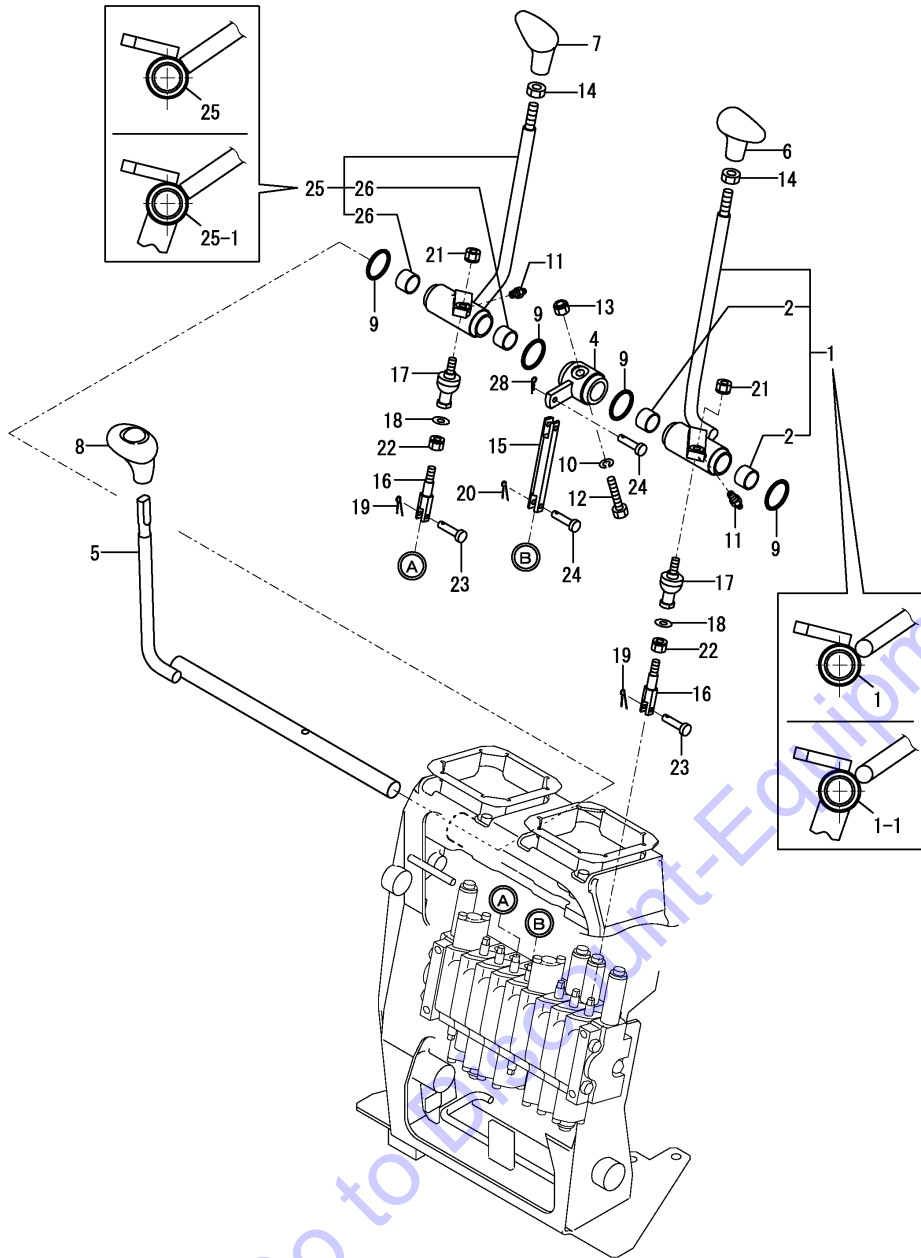


No.	Lev.	Parts No.	Description	Q'ty						I	R
				(A)	(B)	(C)	(D)	(E)	(F)		
1	1	172446-45011-1	LEVER, TRACK	1	1		1	1	1		
1-1	1	172446-45012-1	LEVER ASSY, TRACK L		1		1	1	1		N
		(A=MAG439) (B=MAG439)	(D=MAG439)	(E=MAG439)					(F=MAG439)		
2	2	172141-41370	BUSH, 20 15	2	2		2	2	2		
4	1	172A29-45100-1	LINK, BLADE	1	1		1	1	1		
5	1	172446-45210-1	LEVER, BLADE	1	1		1	1	1		
6	1	172164-45951	GRIP, DRIVE	1	1		1	1	1		
7	1	172164-45961	GRIP, DRIVE	1	1		1	1	1		
8	1	172164-45970	GRIP, BLADE	1	1		1	1	1		
9	1	172124-46200	O-RING	4	4		4	4	4		
10	1	22217-080000	WASHER, SPRING 8	1	1		1	1	1		
11	1	24761-020000	NIPPLE, GREASE PT1/8	2	2		2	2	2		
12	1	26116-080454	BOLT, M8X 45 PLATED	1	1		1	1	1		
13	1	26346-080002	NUT, M8	1	1		1	1	1		
14	1	26756-100002	NUT, LOCK M10	2	2		2	2	2		
15	1	172498-45600	ROD A, SPOOL	1	1		1	1	1		
16	1	172157-45650	ROD A, SPOOL	2	2		2	2	2		
17	1	172122-47250	BALL 8, LINK	2	2		2	2	2		
18	1	22117-080000	WASHER, 8	2	2		2	2	2		
19	1	22417-160160	PIN, COTTER 1.6X16	2	2		2	2	2		
20	1	22417-160160	PIN, COTTER 1.6X16	1	1		1	1	1		
21	1	26051-080002	NUT, M8	2	2		2	2	2		
22	1	26051-080002	NUT, M8	2	2		2	2	2		
23	1	933110-54100	PIN, 4.75X14	2	2		2	2	2		
24	1	933110-54100	PIN, 4.75X14	2	2		2	2	2		
25	1	172446-45060-1	LEVER, TRACK	1	1		1	1	1		
25-1	1	172446-45061-1	LEVER ASSY, TRACK R	1	1		1	1	1		N
		(A=MAG439) (B=MAG439)	(D=MAG439)	(E=MAG439)					(F=MAG439)		
26	2	172141-41370	BUSH, 20 15	2	2		2	2	2		
28	1	1C6281-52310	PIN, SNAP 6	1	1		1	1	1		

Fig.23. TRAVEL LEVER & BLADE LEVER(KR)

(A)=SV08-1A(US)  
 (B)=SV08-1A(AS)  
 (C)=SV08-1A(KR)

(D)=SV08-1A(NZ)  
 (E)=SV08-1A(SA)  
 (F)=SV08-1A(HK)



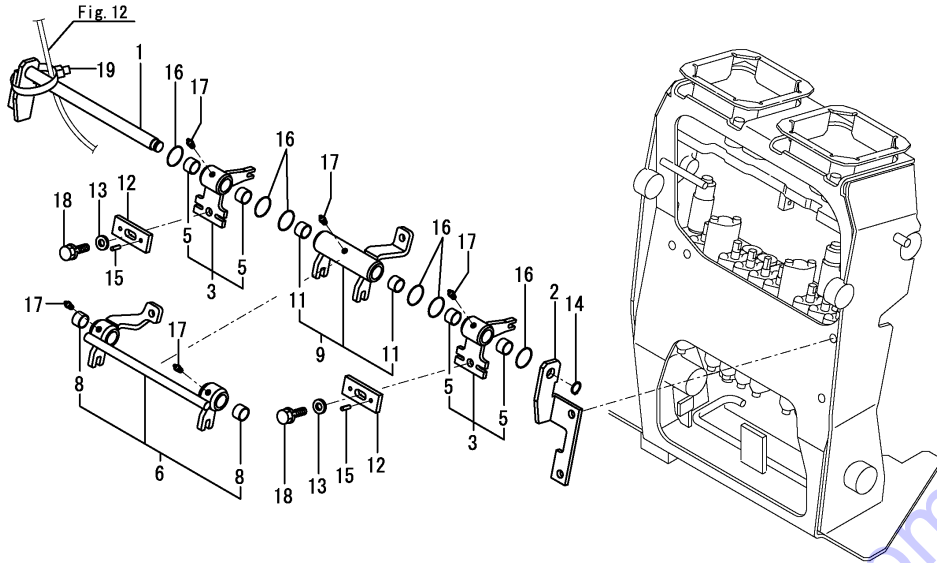
No.	Lev.	Parts No.	Description	Q'ty						I	R
				(A)	(B)	(C)	(D)	(E)	(F)		
1	1	172446-45011-1	LEVER, TRACK			1					
1-1	1	172446-45012-1	LEVER ASSY, TRACK L (C=MAG439)			1					N
2	2	172141-41370	BUSH, 20 15			2					
4	1	172A29-45100-1	LINK, BLADE			1					
5	1	172446-45210-1	LEVER, BLADE			1					
6	1	172164-45951	GRIP, DRIVE			1					
7	1	172164-45961	GRIP, DRIVE			1					
8	1	172164-45970	GRIP, BLADE			1					
9	1	172124-46200	O-RING			4					
10	1	22217-080000	WASHER, SPRING 8			1					
11	1	24761-020000	NIPPLE, GREASE PT 1/8			2					
12	1	26116-080454	BOLT, M8X 45 PLATED			1					
13	1	26346-080002	NUT, M8			1					
14	1	26756-100002	NUT, LOCK M10			2					
15	1	172498-45600	ROD A, SPOOL			1					
16	1	172157-45650	ROD A, SPOOL			2					
17	1	172122-47250	BALL 8, LINK			2					
18	1	22117-080000	WASHER, 8			2					
19	1	22417-160160	PIN, COTTER 1.6X16			2					
20	1	22417-160160	PIN, COTTER 1.6X16			1					
21	1	26051-080002	NUT, M8			2					
22	1	26051-080002	NUT, M8			2					
23	1	933110-54100	PIN, 4.75X14			2					
24	1	933110-54100	PIN, 4.75X14			2					
25	1	172446-45060-1	LEVER, TRACK			1					
25-1	1	172446-45061-1	LEVER ASSY, TRACK R (C=MAG439)			1					N
26	2	172141-41370	BUSH, 20 15			2					
28	1	1C6281-52310	PIN, SNAP 6			1					

Fig.24. LINK

(A)=SV08-1A(US)  
 (B)=SV08-1A(AS)  
 (C)=SV08-1A(KR)

(D)=SV08-1A(NZ)  
 (E)=SV08-1A(SA)  
 (F)=SV08-1A(HK)

No.	Lev.	Parts No.	Description	Q'ty						I	R
				(A)	(B)	(C)	(D)	(E)	(F)		
1	1	172A29-46300	SHAFT ASSY	1	1		1	1	1		
2	1	172A29-46340	STAY	1	1		1	1	1		
3	1	172A29-46350	LINK ASSY, A	2	2		2	2	2		
5	2	24550-014100	BUSH, 14X10	4	4		4	4	4		
6	1	172A29-46420	LINK ASSY, B	1	1		1	1	1		
8	2	24550-014100	BUSH, 14X10	2	2		2	2	2		
9	1	172A29-46490	LINK ASSY, C	1	1		1	1	1		
11	2	24550-014100	BUSH, 14X10	2	2		2	2	2		
12	1	172A29-46540	LATCH	2	2		2	2	2		
13	1	22137-080000	WASHER, 8	2	2		2	2	2		
14	1	22242-000120	RING, 12	1	1		1	1	1		
15	1	22351-040008	PIN, SPRING 4.0X 8	4	4		4	4	4		
16	1	24311-000210	O-RING, 1AP21.0	6	6		6	6	6		
17	1	24761-060000	NIPPLE, GREASE MT6X1	5	5		5	5	5		
18	1	26013-080202	BOLT, M8X 20	2	2		2	2	2		
19	1	194202-56460	BAND, 200	1	1		1	1	1		W
		(A=M18269)	(B=M18269)								

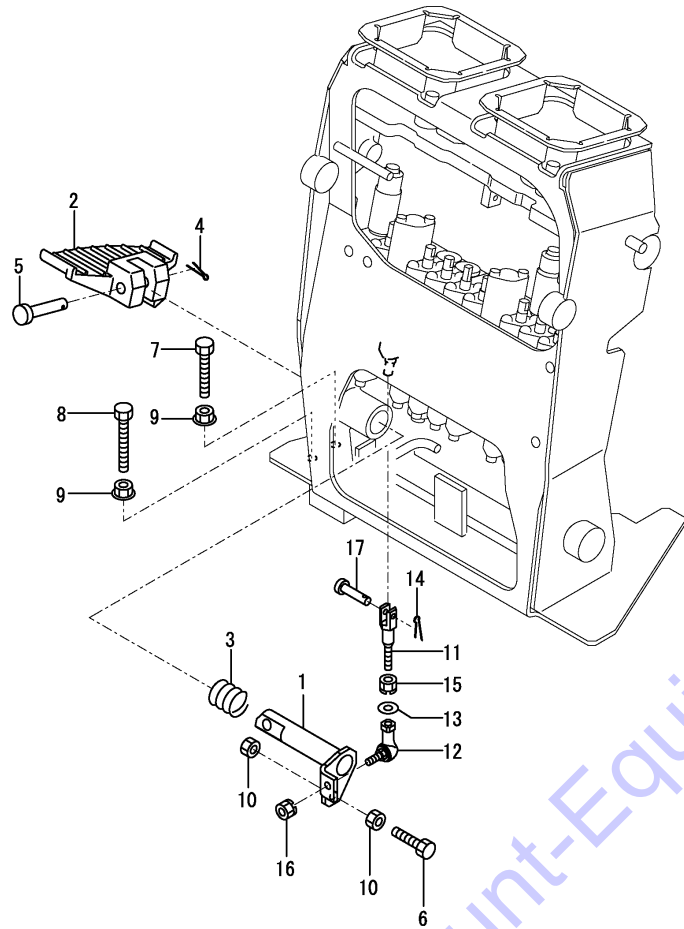


Go to Discount-Equipment.com for your parts

Fig.25. SWING PEDAL

(A)=SV08-1A(US)  
 (B)=SV08-1A(AS)  
 (C)=SV08-1A(KR)

(D)=SV08-1A(NZ)  
 (E)=SV08-1A(SA)  
 (F)=SV08-1A(HK)



No.	Lev.	Parts No.	Description	Q'ty						I	R
				(A)	(B)	(C)	(D)	(E)	(F)		
1	1	172446-45650	SHAFT ASSY, SWING	1	1	1	1	1	1		
2	1	172446-45710-1	PEDAL, SWING	1	1	1	1	1	1		
3	1	172157-46270	SPRING	1	1	1	1	1	1		
4	1	22417-160160	PIN, COTTER 1.6X16	1	1	1	1	1	1		
5	1	22486-100500	PIN, H10X 50	1	1	1	1	1	1		
6	1	26116-080354	BOLT, M8X 35 PLATED	1	1	1	1	1	1		
7	1	26116-080504	BOLT, M8X 50 PLATED	1	1	1	1	1	1		
8	1	26116-080604	BOLT, M8X 60 PLATED	1	1	1	1	1	1		
9	1	26366-080002	NUT, M8	2	2	2	2	2	2		
10	1	26716-080002	NUT, M8	2	2	2	2	2	2		
11	1	172446-45760	ROD, SPOOL	1	1	1	1	1	1		
12	1	172446-45820	LINK BALL 6	1	1	1	1	1	1		
13	1	22117-060000	WASHER, 6	1	1	1	1	1	1		
14	1	22417-160160	PIN, COTTER 1.6X16	1	1	1	1	1	1		
15	1	26051-060002	NUT, M6	1	1	1	1	1	1		
16	1	26051-060002	NUT, M6	1	1	1	1	1	1		
17	1	933110-54100	PIN, 4.75X14	1	1	1	1	1	1		

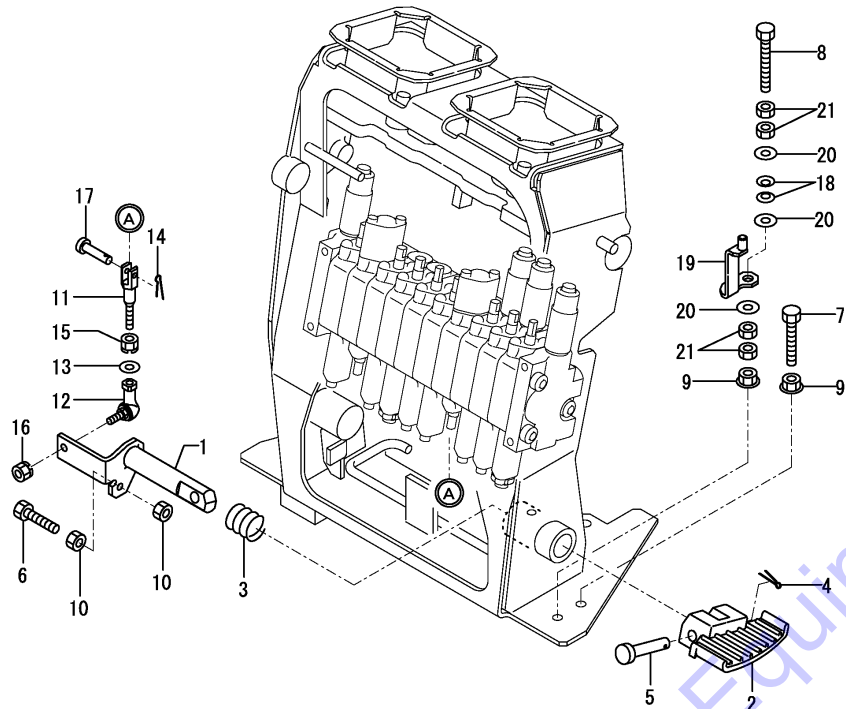
Go to Discount-Equipment.com for parts



Fig.26. P.T.O. PEDAL

(A)=SV08-1A(US)  
 (B)=SV08-1A(AS)  
 (C)=SV08-1A(KR)

(D)=SV08-1A(NZ)  
 (E)=SV08-1A(SA)  
 (F)=SV08-1A(HK)



No.	Lev.	Parts No.	Description	Q'ty						I	R
				(A)	(B)	(C)	(D)	(E)	(F)		
1	1	172446-45680	SHAFT ASSY, PTO	1	1	1	1	1	1		
2	1	172446-45700-1	PEDAL, PTO	1	1	1	1	1	1		
3	1	172157-46270	SPRING	1	1	1	1	1	1		
4	1	22417-160160	PIN, COTTER 1.6X16	1	1	1	1	1	1		
5	1	22486-100500	PIN, H10X 50	1	1	1	1	1	1		
6	1	26116-080354	BOLT, M8X 35 PLATED	1	1	1	1	1	1		
7	1	26116-080504	BOLT, M8X 50 PLATED	1	1	1	1	1	1		
8	1	26116-080604	BOLT, M8X 60 PLATED	1	1	1	1	1	1		
9	1	26366-080002	NUT, M8	2	2	2	2	2	2		
10	1	26716-080002	NUT, M8	2	2	2	2	2	2		
11	1	172446-45760	ROD, SPOOL	1	1	1	1	1	1		
12	1	172446-45820	LINK BALL 6	1	1	1	1	1	1		
13	1	22117-060000	WASHER, 6	1	1	1	1	1	1		
14	1	22417-160160	PIN, COTTER 1.6X16	1	1	1	1	1	1		
15	1	26051-060002	NUT, M6	1	1	1	1	1	1		
16	1	26051-060002	NUT, M6	1	1	1	1	1	1		
17	1	933110-54100	PIN, 4.75X14	1	1	1	1	1	1		
18	1	172068-28490	SPRING	2	2	2	2	2	2		
19	1	172446-45910-1	LOCK ASSY, PTO	1	1	1	1	1	1		
20	1	22137-080000	WASHER, 8	3	3	3	3	3	3		
21	1	26757-080002	NUT, LOCK M8	4	4	4	4	4	4		

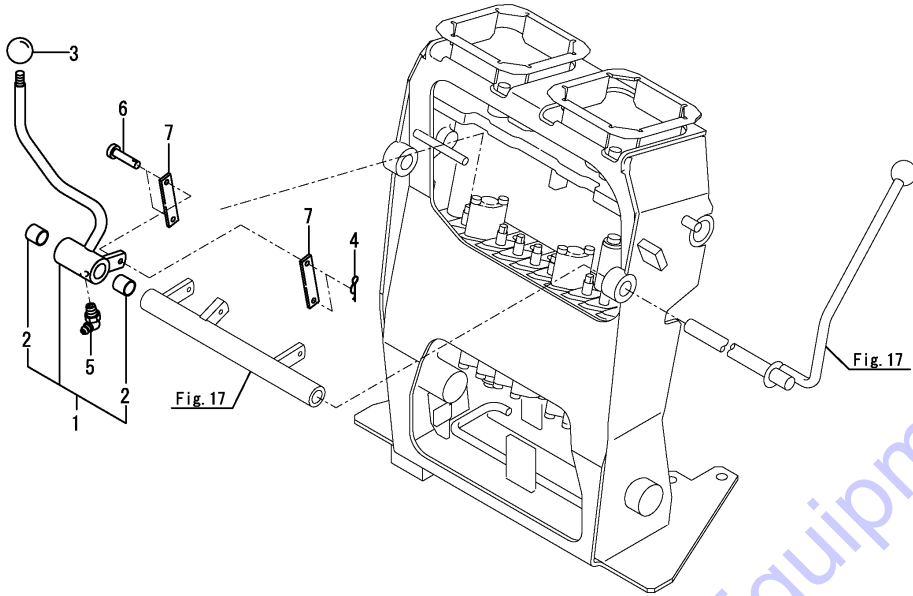
Go to Discount-Equipment.com for your parts

Fig.27. VARIABLE LEG LEVER

(A)=SV08-1A(US)  
 (B)=SV08-1A(AS)  
 (C)=SV08-1A(KR)

(D)=SV08-1A(NZ)  
 (E)=SV08-1A(SA)  
 (F)=SV08-1A(HK)

No.	Lev.	Parts No.	Description	Q'ty						I	R
				(A)	(B)	(C)	(D)	(E)	(F)		
1	1	172446-45350-1	LEVER, VARIABLE	1	1	1	1	1	1		
2	2	172141-41360	BUSH	2	2	2	2				
2-1	2	24550-014150	BUSH, 14X15	2	2	2	2	2	2		N
		(A=*2016.10.)	(B=*2016.10.)	(C=*2016.10.)	(D=*2016.10.)						
3	1	172446-45950	KNOB, LEVER	1	1	1	1	1	1		
4	1	1C6281-52310	PIN, SNAP 6	2	2	2	2	2	2		
5	1	24761-050000	NIPPLE, GREASE C	1	1	1	1	1	1		
6	1	933110-54100	PIN, 4.75X14	2	2	2	2	2	2		
7	1	172446-45390	LINK	2	2	2	2	2	2		

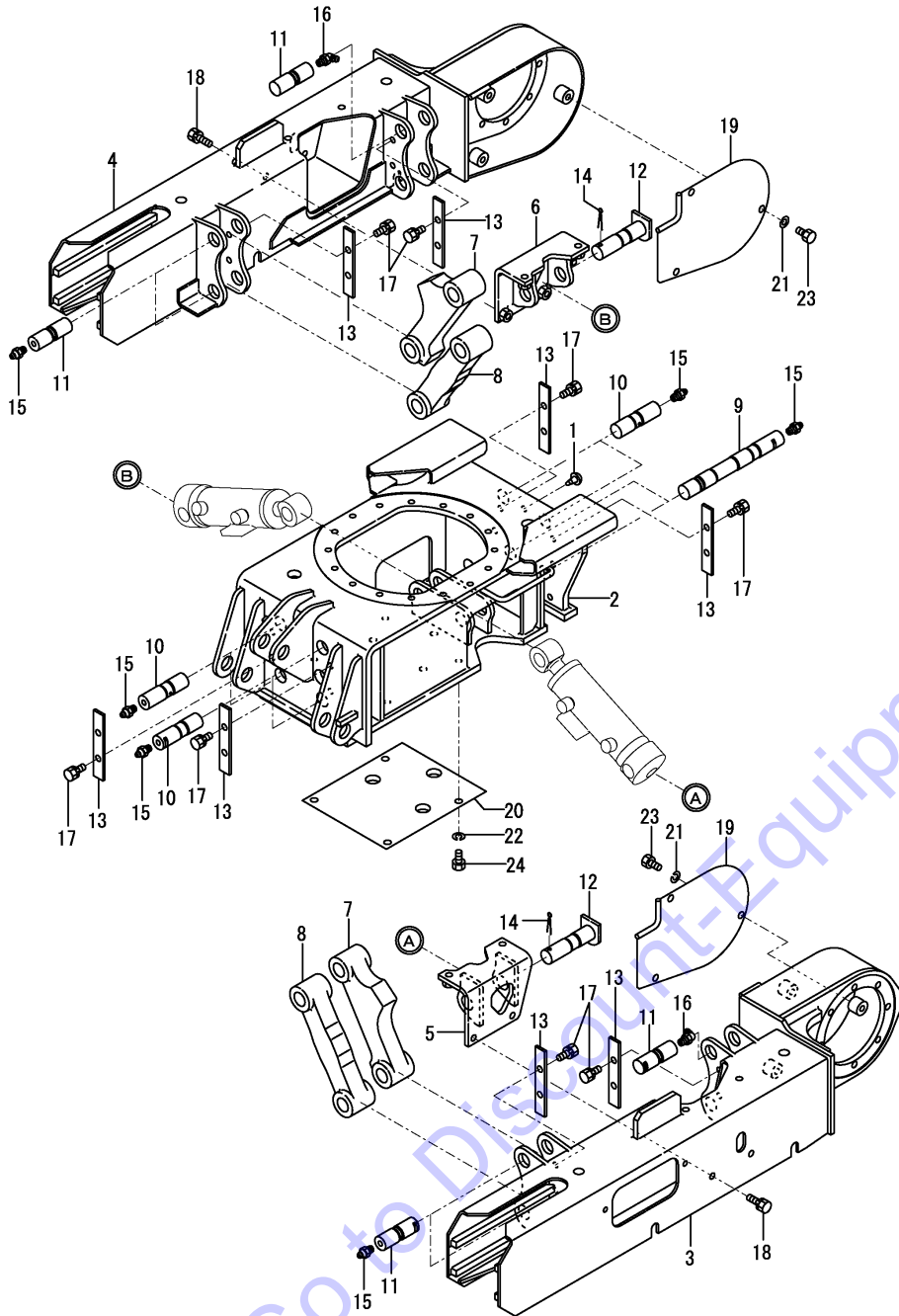


Go to Discount-Equipment.com to order your parts

Fig.28. TRAVEL FRAME(VARIABLE LEG : LINK TYPE)

(A)=SV08-1A(US)  
 (B)=SV08-1A(AS)  
 (C)=SV08-1A(KR)

(D)=SV08-1A(NZ)  
 (E)=SV08-1A(SA)  
 (F)=SV08-1A(HK)

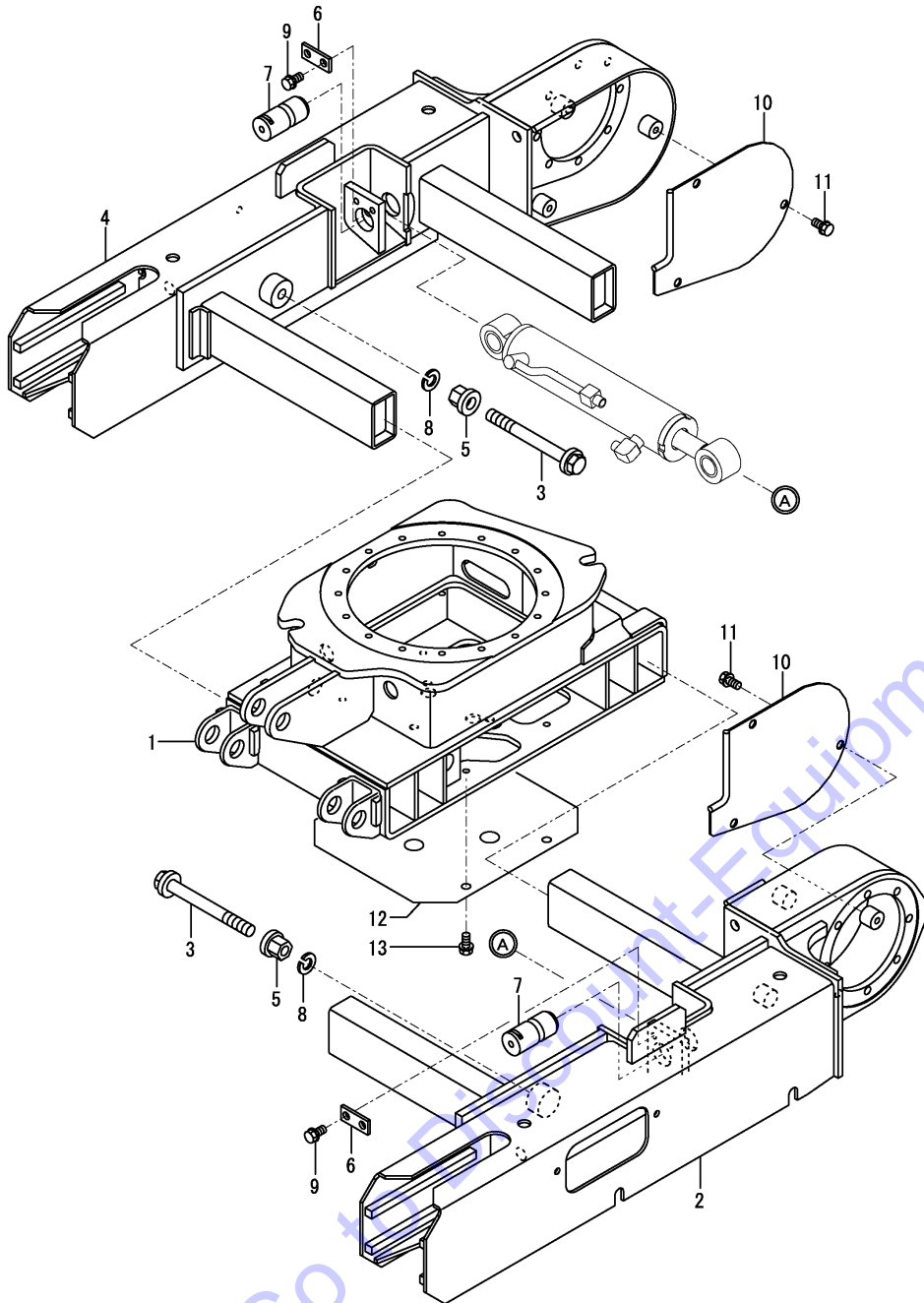


No.	Lev.	Parts No.	Description	Q'ty						I	R
				(A)	(B)	(C)	(D)	(E)	(F)		
1	1	172122-17190	CLIP, TREE	2	2		2	2	2		
2	1	172446-50500-1	FRAME ASSY, CENTER	1	1		1	1	1		
3	1	172446-50701-1	FRAME, CRAWLER	1	1		1	1	1		
4	1	172446-50711-1	FRAME, CRAWLER	1	1		1	1	1		
5	1	172446-50900-1	BRACKET ASSY	1	1		1	1	1		
6	1	172446-50910-1	BRACKET ASSY	1	1		1	1	1		
7	1	172446-50960-1	LINK	4	4		4	4	4		
8	1	172446-50970-1	LINK	4	4		4	4	4		
9	1	172446-51001	PIN, 25-197	2	2		2	2	2		
10	1	172446-51041	PIN, 25X80	6	6		6	6	6		
11	1	172446-51051	PIN, 25X68	8	8		8	8	8		
12	1	172A29-51060	PIN 25-100 ASSY	2	2		2	2	2		
13	1	172446-51081-1	PLATE, LOCK	8	8		8	8	8		
14	1	172155-81390	COTTER PIN 6X 35	2	2		2	2	2		
15	1	24761-020000	NIPPLE, GREASE PT1/8	12	12		12	12	12		
16	1	24761-040000	NIPPLE, GREASE B	4	4		4	4	4		
17	1	26013-100202	BOLT, M10X 20	16	16		16	16	16		
18	1	26013-100252	BOLT, M10X 25	8	8		8	8	8		
19	1	172446-61500-1	COVER, MOTOR	2	2		2	2	2		
20	1	172446-61531-1	COVER	1	1		1	1	1		
21	1	22217-100000	WASHER, SPRING 10	6	6		6	6	6		
22	1	22217-100000	WASHER, SPRING 10	4	4		4	4	4		
23	1	26116-100202	BOLT, M10X 20 PLATED	6	6		6	6	6		
24	1	26116-100202	BOLT, M10X 20 PLATED	4	4		4	4	4		

Fig.29. TRAVEL FRAME(VARIABLE LEG : SLIDE TYPE)(KR)

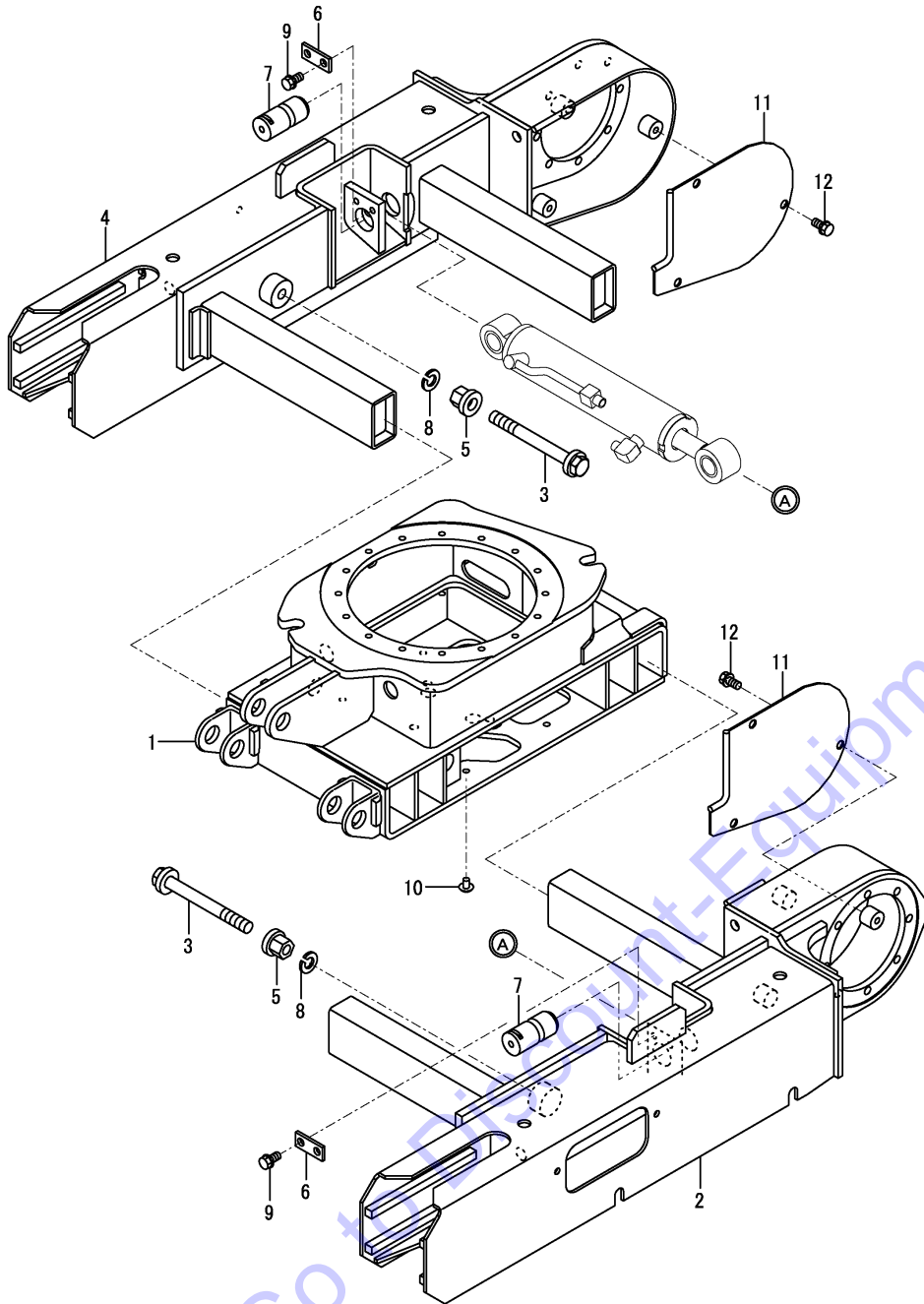
(A)=SV08-1A(US)  
 (B)=SV08-1A(AS)  
 (C)=SV08-1A(KR)

(D)=SV08-1A(NZ)  
 (E)=SV08-1A(SA)  
 (F)=SV08-1A(HK)



No.	Lev.	Parts No.	Description	Q'ty						I	R
				(A)	(B)	(C)	(D)	(E)	(F)		
1	1	172A20-50200-1	FRAME, LOWER CENTER			1					
1-1	1	172A20-50201	FRAME ,LOWERCENT(49) (C=M14529)			1					N
2	1	172A20-50350-1	FRAME, CRAWLER			1					
3	1	172480-50480	BOLT ASSY, STOPPER			2					
4	1	172A20-50500-1	FRAME, CRAWLER			1					
5	1	172448-50720	NUT ASSY, STOPPER			2					
6	1	172448-50770-2	PLATE			2					
7	1	172480-50910	PIN 33 X 64			2					
8	1	22217-160000	WASHER, SPRING 16			2					
9	1	26013-100162	BOLT, M10X 16			4					
10	1	172A20-61500-1	COVER, MOTOR			2					
11	1	26013-100202	BOLT, M10X 20			6					
12	1	172A20-61530	COVER ASSY (C=M14492)			1					W
13	1	26013-100202	BOLT, M10X 20 (C=M14492)			4					W

Fig.78. (29A)TRAVEL FRAME(VARIABLE LEG : SLIDE TYPE)(AS, NZ)

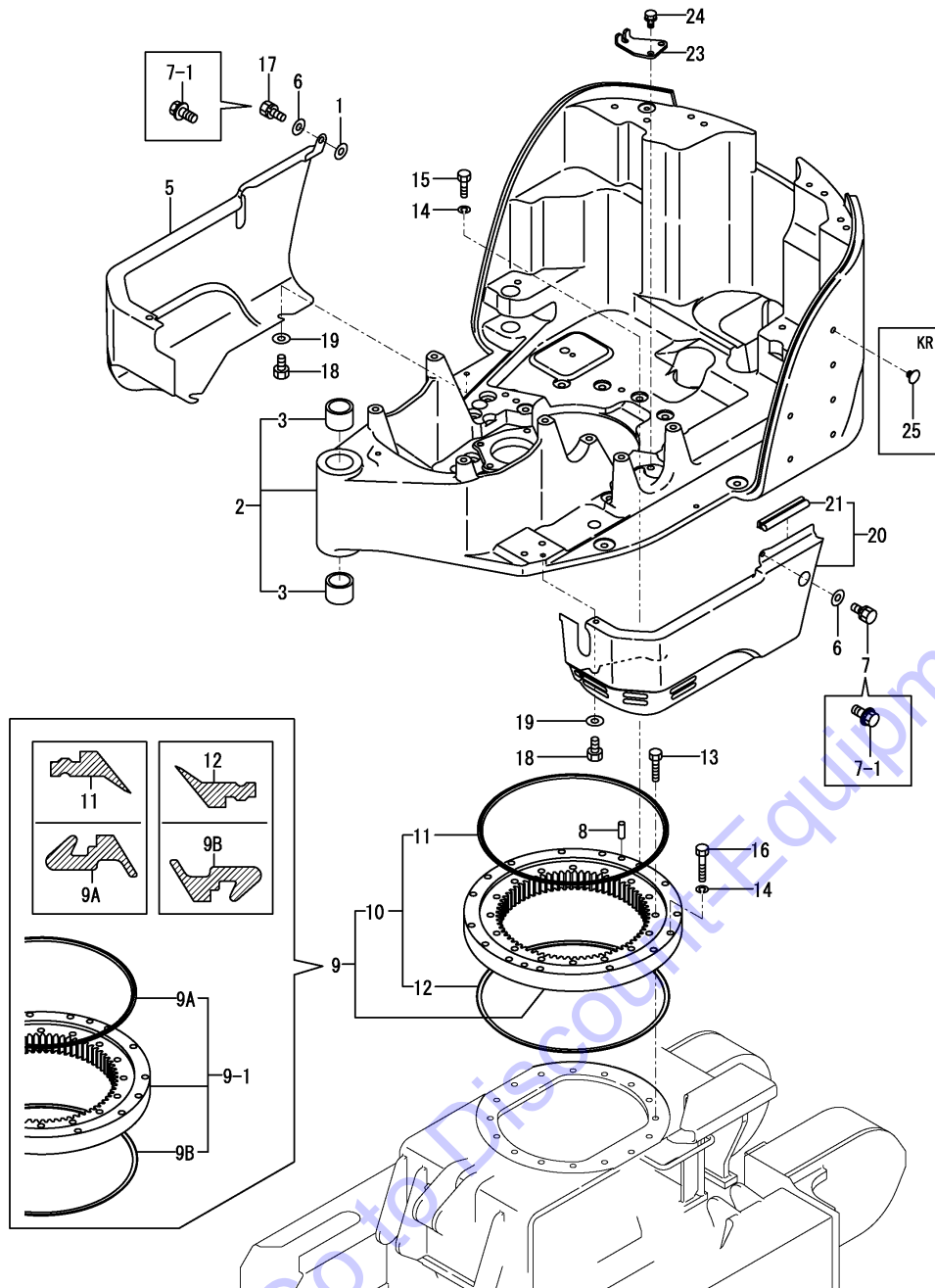


(A)=SV08-1A(US)  
 (B)=SV08-1A(AS)  
 (C)=SV08-1A(KR)

(D)=SV08-1A(NZ)  
 (E)=SV08-1A(SA)  
 (F)=SV08-1A(HK)

No.	Lev.	Parts No.	Description	Q'ty						I	R
				(A)	(B)	(C)	(D)	(E)	(F)		
1	1	172A20-50201	FRAME ,LOWERCENT(49)	1			1				
2	1	172A20-50350-1	FRAME, CRAWLER		1		1				
3	1	172480-50480	BOLT ASSY, STOPPER			2					
4	1	172A20-50500-1	FRAME, CRAWLER		1		1				
5	1	172448-50720	NUT ASSY, STOPPER			2					
6	1	172448-50770-2	PLATE			2					
7	1	172480-50910	PIN 33 X 64			2					
8	1	22217-160000	WASHER, SPRING 16			2					
9	1	26013-100162	BOLT, M10X 16			4					
10	1	172122-17190	CLIP, TREE			4					
11	1	172A20-61500-1	COVER, MOTOR			2					
12	1	26013-100202	BOLT, M10X 20			6					

Fig.30. TURNING FRAME & TURNING BEARING



(A)=SV08-1A(US)  
(B)=SV08-1A(AS)  
(C)=SV08-1A(KR)

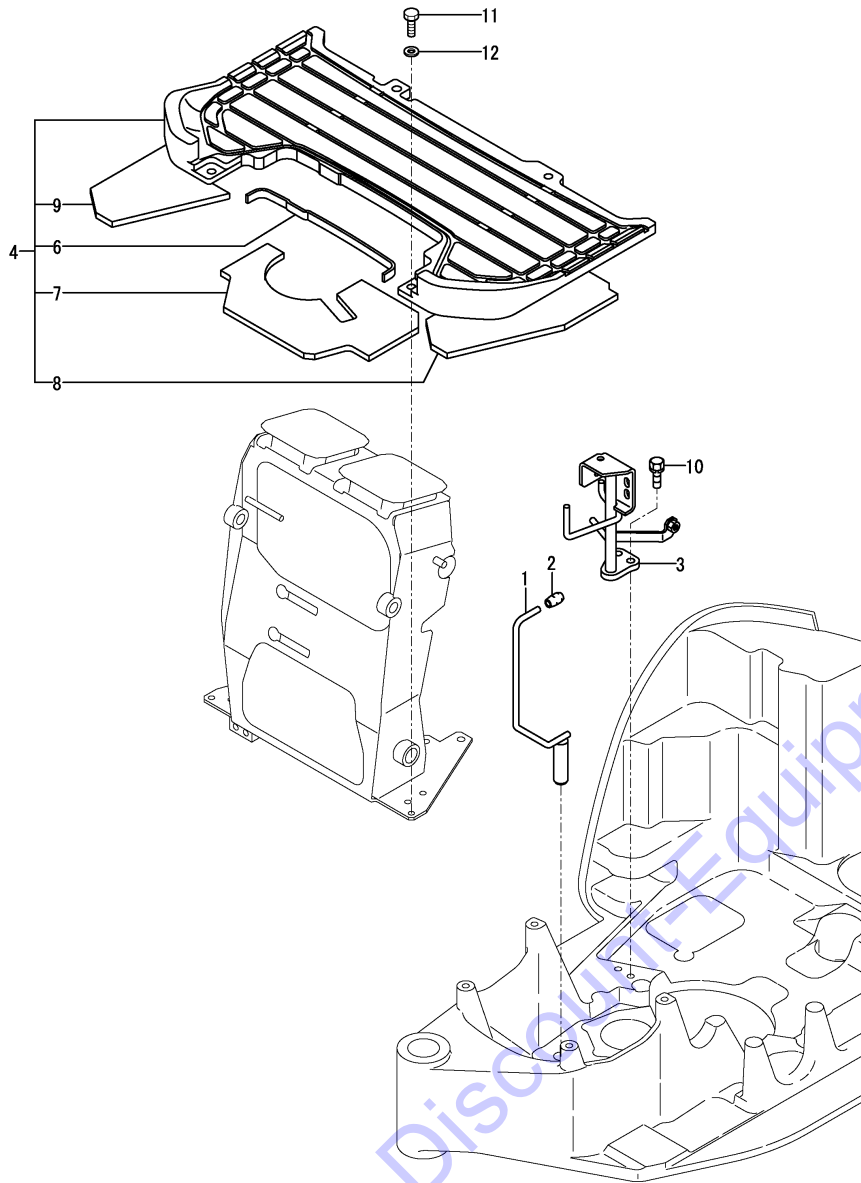
(D)=SV08-1A(NZ)  
(E)=SV08-1A(SA)  
(F)=SV08-1A(HK)

No.	Lev.	Parts No.	Description	Q'ty						I	R
				(A)	(B)	(C)	(D)	(E)	(F)		
1	1	172157-45840 (A=MAF670) (B=MAF670) (C=MAF670) (D=MAF670)	WASHER 8X18X4	2	2	2	2				Z
2	1	172A29-54500-1	FRAME ASSY, TURNING	1	1	1					
2-1	1	172A29-54500-N (A=M17001) (B=M17001) (C=M17001)	FRAME,TURNING	1	1	1	1	1	1	1	S
3	2	172157-54800	BUSH, 35X45	2	2	2	2	2	2	2	
5	1	172A29-54180-1	COVER, FRAME	1	1	1					
5-1	1	172A29-54180-Y (A=M17001) (B=M17001) (C=M17001)	COVER, FRAME	1	1	1	1	1	1	1	S
6	1	22137-080000 (A=MAF670) (B=MAF670) (C=MAF670) (D=MAF670)	WASHER, 8	2	2	2	2				Z
7	1	26013-080162	BOLT, M8X 16	1	1	1	1				
7-1	1	26014-080162 (A=MAF670) (B=MAF670) (C=MAF670) (D=MAF670)	BOLT, M8X 16	2	2	2	2	2	2	2	S
8	1	194940-24350	PIN, PARALLEL 10X28	2	2	2	2	2	2	2	
9	1	172157-57600-1	BEARING, TURNING	1	1	1	1	1	1	1	
9-1	1	172157-57601-1 (A=MAH470) (B=MAH470) (C=MAH470) (D=MAH470) (E=MAH470) (F=MAH470)	BEARING, SWING	1	1	1	1	1	1	1	R
9A	2	172A29-57620 (A=MAH470) (B=MAH470) (C=MAH470) (D=MAH470) (E=MAH470) (F=MAH470)	SEAL, A	1	1	1	1	1	1	1	W
9B	2	172A29-57630 (A=MAH470) (B=MAH470) (C=MAH470) (D=MAH470) (E=MAH470) (F=MAH470)	SEAL, B	1	1	1	1	1	1	1	W
10	2	172157-57610 (A=MAH470) (B=MAH470) (C=MAH470) (D=MAH470) (E=MAH470) (F=MAH470)	SEAL SET	1	1	1	1	1	1	1	Z
11	3	172157-57620 (A=MAH470) (B=MAH470) (C=MAH470) (D=MAH470) (E=MAH470) (F=MAH470)	SEAL	1	1	1	1	1	1	1	Z
12	3	172157-57630 (A=MAH470) (B=MAH470) (C=MAH470) (D=MAH470) (E=MAH470) (F=MAH470)	SEAL	1	1	1	1	1	1	1	Z
13	1	172155-57610	BOLT, 10X45	16	16	16	16	16	16	16	
14	1	22217-100000	WASHER, SPRING 10	15	15	15	15	15	15	15	
15	1	26072-100352	BOLT, 10.910X 35	11	11	11	11	11	11	11	
16	1	26072-100552	BOLT, 10.910X 55	4	4	4	4	4	4	4	
17	1	26013-080252 (A=MAF670) (B=MAF670) (C=MAF670) (D=MAF670)	BOLT, M8X 25	1	1	1	1				Z
18	1	26116-080162	BOLT, M8X 16 PLATED	4	4	4	4	4	4	4	
19	1	1A1380-62160	WASHER, BELT COVER	4	4	4	4	4	4	4	
20	1	172A29-54300-1	COVER, PTO	1	1	1					
20-1	1	172A29-54300-Y (A=M17001) (B=M17001) (C=M17001)	COVER L,PTO ASSY	1	1	1	1	1	1	1	S
21	2	172446-13530	SEAL, RADIATOR	1	1	1	1	1	1	1	
23	1	172A29-54141	PLATE, SWIVEL	1	1	1	1	1	1	1	
24	1	26013-120202	BOLT, M12X 20	2	2	2	2	2	2	2	
25	1	172458-64600	CLIP, TREE							12	
25-1	1	172176-68210 (C=M1A205)	CLIP, TREE							12	N

Fig.31. STEP & TURNING LOCK

(A)=SV08-1A(US)  
 (B)=SV08-1A(AS)  
 (C)=SV08-1A(KR)

(D)=SV08-1A(NZ)  
 (E)=SV08-1A(SA)  
 (F)=SV08-1A(HK)



No.	Lev.	Parts No.	Description	Q'ty						I	R
				(A)	(B)	(C)	(D)	(E)	(F)		
1	1	172446-58800	PIN, LOCK	1	1	1	1	1	1		
2	1	172157-58830	KNOB, 6.5X18X35	1	1	1	1	1	1		
3	1	172A29-62151	MOUNT ASSY, STEP	1	1	1	1	1	1		
4	1	172A29-62100	STEP ASSY	1	1	1	1				1
4-1	1	172A29-62400	STEP ASSY, BLACK	1	1	1	1	1	1	S	2
		(A=MAF001) (B=MAF001) (C=MAF001) (D=MAF001)									
6	2	172446-62220	SEAL, STEP	1	1	1	1	1	1		
7	2	172446-62210	INSULATOR	1	1	1	1	1	1		
8	2	172446-62230	INSULATOR	1	1	1	1	1	1		
9	2	172446-62240	INSULATOR	1	1	1	1	1	1		
10	1	26013-100252	BOLT, M10X 25	2	2	2	2	2	2		
11	1	26116-080252	BOLT, M8X 25 PLATED	4	4	4	4	4	4		
12	1	1A1380-62160	WASHER, BELT COVER	4	4	4	4	4	4		

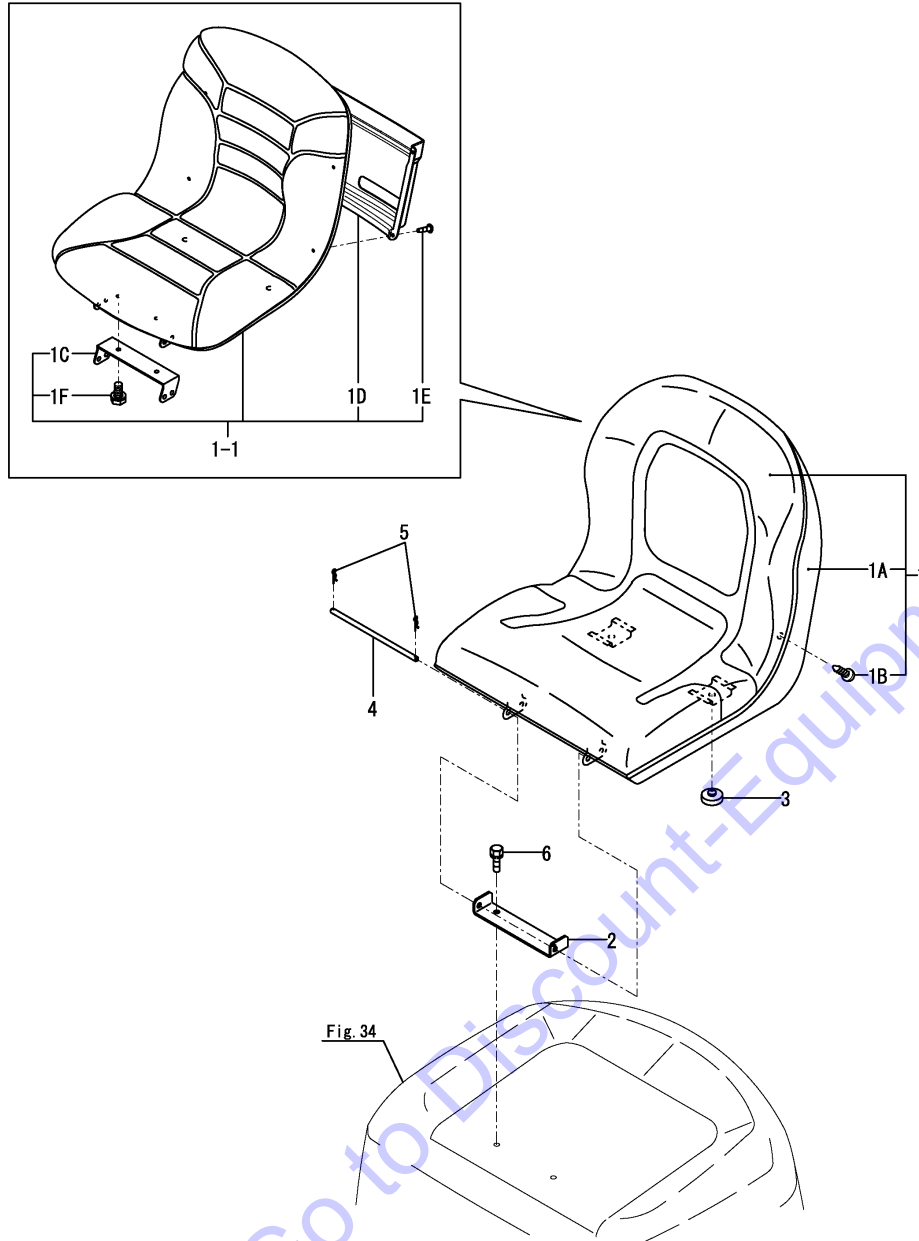
Remarks

- (1)Color = DARK OLIVE GRAY.
- (2)Color = BLACK.

Fig.32. SEAT & SEAT MOUNT

(A)=SV08-1A(US)  
 (B)=SV08-1A(AS)  
 (C)=SV08-1A(KR)

(D)=SV08-1A(NZ)  
 (E)=SV08-1A(SA)  
 (F)=SV08-1A(HK)



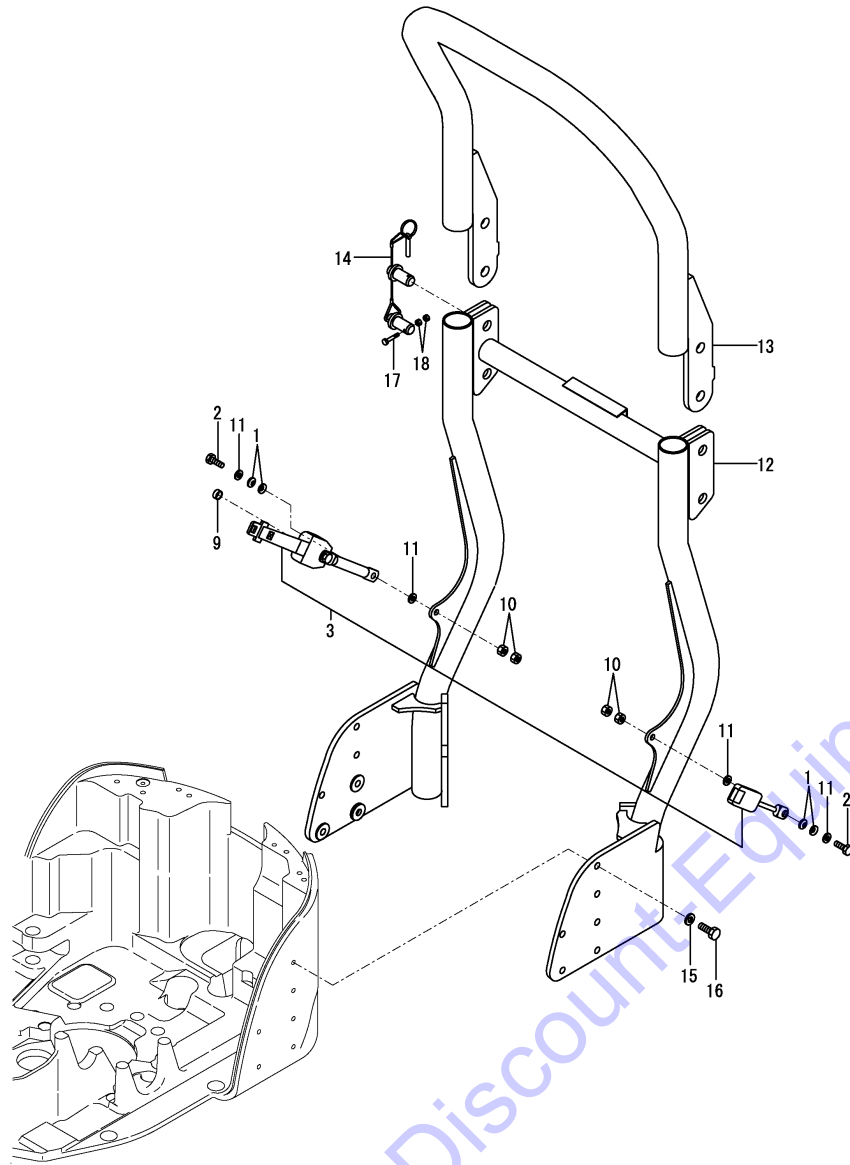
No.	Lev.	Parts No.	Description	Q'ty						I	R
				(A)	(B)	(C)	(D)	(E)	(F)		
1	1	172A54-64100	SEAT ASSY, OPERATOR	1	1	1					
1-1	1	172A64-64010	SEAT ASSY, OPERATOR	1	1	1					N
		(A=M15879) (B=M15879) (C=M15879)									
1-2	1	172A64-64011	SEAT ASSY	1	1	1	1	1	1	1	R
		(A=MAF376) (B=MAF376) (C=MAF376) (D=MAF376)									
1A	2	172A54-64110	COVER	1	1	1	1				Z
		(A=M15879) (B=M15879) (C=M15879)									
1B	2	172A54-64120	SCREW, M5X16	4	4	4	4				Z
		(A=M15879) (B=M15879) (C=M15879)									
1C	2	172A64-64020	STAY, SEAT	1	1	1	1	1	1	1	W
		(A=M15879) (B=M15879) (C=M15879)									
1D	2	172A64-64030	CASE, LETTER	1	1	1	1	1	1	1	W
		(A=M15879) (B=M15879) (C=M15879)									
1E	2	172A64-64050	SCREW, TAPPING 6.0X16	4	4	4	4	4	4	4	W
		(A=M15879) (B=M15879) (C=M15879)									
1F	2	26013-080202	BOLT, M8X 20	2	2	2	2				W
		(A=M15879) (B=M15879) (C=M15879)									
1F-1	2	26106-080202	BOLT, M8X 20 PLATED	2	2	2	2	2	2	2	R
		(A=MAF376) (B=MAF376) (C=MAF376) (D=MAF376)									
2	1	172446-64200	BRACKET, SEAT	1	1	1	1	1	1	1	
3	1	172141-64370	CUSHION, SEAT	2	2	2	2	2	2	2	
4	1	172156-64420	PIN	1	1	1	1	1	1	1	
5	1	22372-080000	PIN, SNAP 8	2	2	2	2	2	2	2	
6	1	26013-080162	BOLT, M8X 16	2	2	2	2	2	2	2	



Fig.33. ROPS & SEAT BELT

(A)=SV08-1A(US)  
 (B)=SV08-1A(AS)  
 (C)=SV08-1A(KR)

(D)=SV08-1A(NZ)  
 (E)=SV08-1A(SA)  
 (F)=SV08-1A(HK)



No.	Lev.	Parts No.	Description	Q'ty						I	R
				(A)	(B)	(C)	(D)	(E)	(F)		
1	1	172652-64220	SPRING,12	4	4						
1-1	1	172A77-64270	SPRING,10	4	4		4	4	4	S	4
		(A=M14915) (B=M14915)									
2	1	172433-64511	BOLT, /16-20-UNF	2	2						
2-1	1	26116-100402	BOLT, M10X 40 PLATED	2	2		2	2	2	S	4
		(A=M14915) (B=M14915)									
3	1	172498-64770	SEAT BELT ASSY	1	1						
3-1	1	172498-64771	SEAT BELT ASSY	1	1						R
		(A=M14915) (B=M14915)									
3-2	1	172498-64772	SEAT BELT ASSY	1	1		1	1	1	N	
		(A=M19804) (B=M19804)									
9	1	172A29-64800	CAP, 15.5	1	1		1	1	1		
10	1	172187-64831	NUT, 7/16-20UNF	4	4						
10-1	1	26716-100002	NUT, M10	4	4		4	4	4	S	4
		(A=M14915) (B=M14915)									
11	1	22137-120000	WASHER, 12	4	4						
11-1	1	22137-100000	WASHER, 10	6	6		6	6	6	S	4
		(A=M14915) (B=M14915)									
12	1	172A29-68500-1	BASE ASSY, ROPS	1	1						1
12-1	1	172A29-68500-N	BASE ASSY,ROPS	1	1		1	1	1	S	1
		(A=M17001) (B=M17001)									
12D	1	172A29-03750	LABEL, FOLDING ROPS	1	1		1	1	1		3
13	1	172A29-68610-1	ROOF ASSY, ROPS	1	1						2
13-1	1	172A29-68610-N	ROOF ASSY,ROPS	1	1		1	1	1	S	2
		(A=M17001) (B=M17001)									
13A	1	172437-03441	LABEL, ROPS	1	1		1	1	1		3
13B	1	172437-03451	LABEL, SEAT BELT	1	1		1	1	1		3
13C	1	172A29-03740	LABEL, PINCH ROPS	2	2		2	2	2		3
14	1	172480-68742	PIN ASSY(ROPS	2	2		2	2	2		
15	1	22217-120000	WASHER, SPRING 12	12	12		12	12	12		
16	1	26076-120352	BOLT, 10.912X 35	12	12		12	12	12		
17	1	26116-060352	BOLT, M6X 35 PLATED	2	2		2	2	2		
18	1	26716-060002	NUT, M6	4	4		4	4	4		

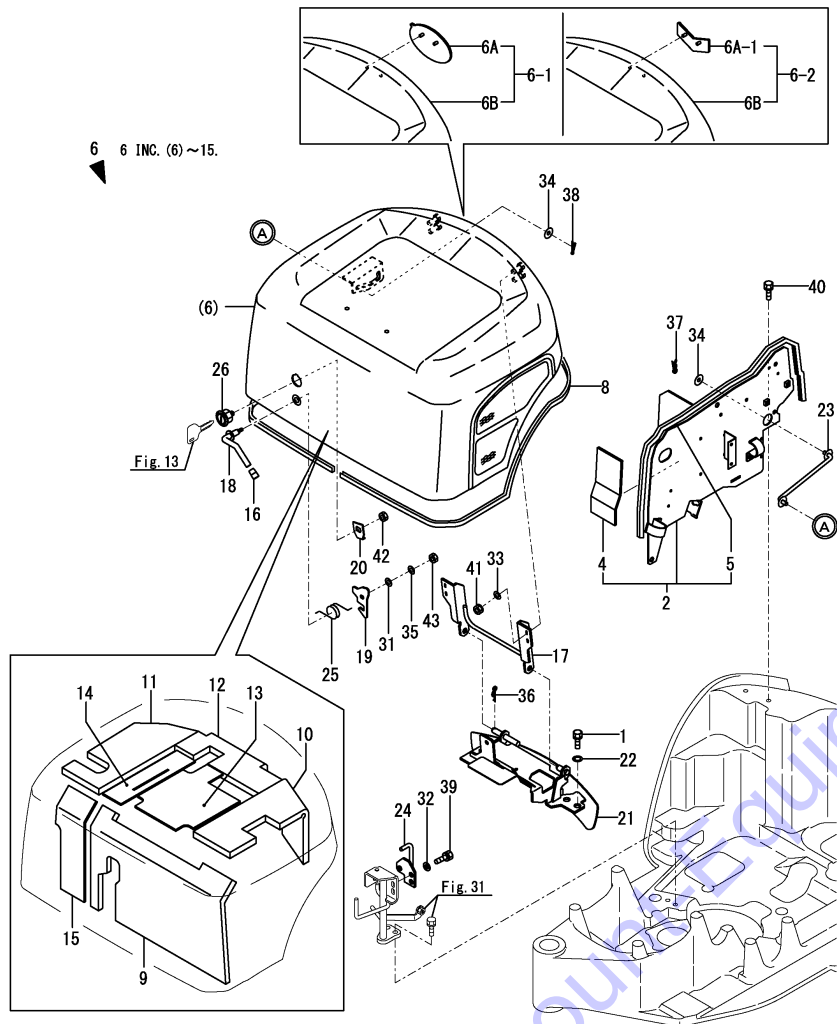
Remarks

- (1) Attach the No.12D label to this part.
- (2) Attach the No.13A, 13B & 13C label to this part.
- (3) Label is not illustrated.
- (4) Interchangeable by simultaneous replacement with No1-1, 2-1, 10-1 & 11-1.

Fig.34. BONNET

(A)=SV08-1A(US)  
(B)=SV08-1A(AS)  
(C)=SV08-1A(KR)

(D)=SV08-1A(NZ)  
(E)=SV08-1A(SA)  
(F)=SV08-1A(HK)



No.	Lev.	Parts No.	Description	Q'ty						I	R
				(A)	(B)	(C)	(D)	(E)	(F)		
1	1	172164-19130	BOLT M10X 25	4	4	4	4	4	4		
2	1	172A29-62801	PLATE ASSY	1	1	1	1	1	1		
4	2	172A29-62900	RUBBER PLATE A	1	1	1	1	1	1		
5	2	172446-62930	RUBBER	1	1	1	1	1	1		
6	1	172A20-65100-1	BONNET ASSY	1	1	1					
6-1	1	172A82-65080	BONNET KIT, ENBLEM Y	1	1	1	1				S
6-2	1	172A82-65081	BONNET KIT,ENBLEM YD	1	1	1	1	1	1	1	S
6A	2	172A88-03050	EMBLEM ASSY	1	1	1	1				W
6A-1	2	172A88-03010	EMBLEM ASSY,FY S1 Y	1	1	1	1	1	1	1	S
6B	2	172A83-65100	BONNET ASSY	1	1	1	1	1	1	1	W 1
8	3	172446-65190	TRIM, 2300	1	1	1	1	1	1		
9	3	172A20-65300	SPONGE	1	1	1					
9-1	3	172A20-65301	PAD, BONNET A	1	1	1	1	1	1	1	N
10	3	172446-65240	PAD, BONNET B	1	1	1	1	1	1		
11	3	172A20-65320	PAD, BONNET C	1	1	1	1	1	1		
12	3	172A20-65310	SPONGE	1	1	1	1	1	1		
13	3	172446-65280	INSULATOR	1	1	1					
13-1	3	172446-65281	INSULATOR	1	1	1	1	1	1	1	N
14	3	172A20-65330	INSULATOR	1	1	1	1	1	1		
15	3	172446-65581	INSULATOR	1	1	1	1	1	1		
16	1	172116-46630	KNOB, LEVER	1	1	1	1	1	1	1	
17	1	172446-65300	ARM ASSY, BONNET	1	1	1	1	1	1	1	
18	1	172480-65450	LEVER ASSY	1	1	1	1	1	1	1	
19	1	172446-65371	PLATE	1	1	1	1				
19-1	1	172446-65372	PLATE, LEVER LOCK	1	1	1	1	1	1	1	N
20	1	172446-65380	PLATE	1	1	1	1	1	1	1	
21	1	172A29-65200-1	MOUNT ASSY, BONNET	1	1	1	1	1	1	1	
22	1	172446-65470	WASHER, 10.5-22	4	4	4	4	4	4	4	
23	1	172446-65502	LINK ASSY, OPEN	1	1	1	1	1	1	1	
24	1	172446-65540	HOOK	1	1	1	1	1	1	1	
25	1	172156-65690	SPRING, STOPPER	1	1	1	1	1	1	1	
26	1	172164-66170	KEY ASSY, CYLINDER	1	1	1	1	1	1	1	
31	1	22137-080000	WASHER, 8	1	1	1	1	1	1	1	
32	1	22137-080000	WASHER, 8	3	3	3	3	3	3	3	
33	1	22137-100000	WASHER, 10	4	4	4	4	4	4	4	
34	1	22157-080000	WASHER, 8	2	2	2	2	2	2	2	
35	1	22217-080000	WASHER, SPRING 8	1	1	1					Z
36	1	22372-120000	PIN, SNAP 12	2	2	2	2	2	2	2	
37	1	22372-080000	PIN, SNAP 8	1	1	1	1	1	1	1	
38	1	22417-200200	PIN, COTTER 2.0X20	1	1	1	1	1	1	1	
39	1	26013-080202	BOLT, M8X 20	3	3	3	3	3	3	3	
40	1	26013-100202	BOLT, M10X 20	3	3	3	3	3	3	3	

Remarks

(1)US, AS, NZ, SA & HK specification :

Attach the No.44, 45, 46, 47, 48, 49, 50, 51, 52 & 53 label to this part.

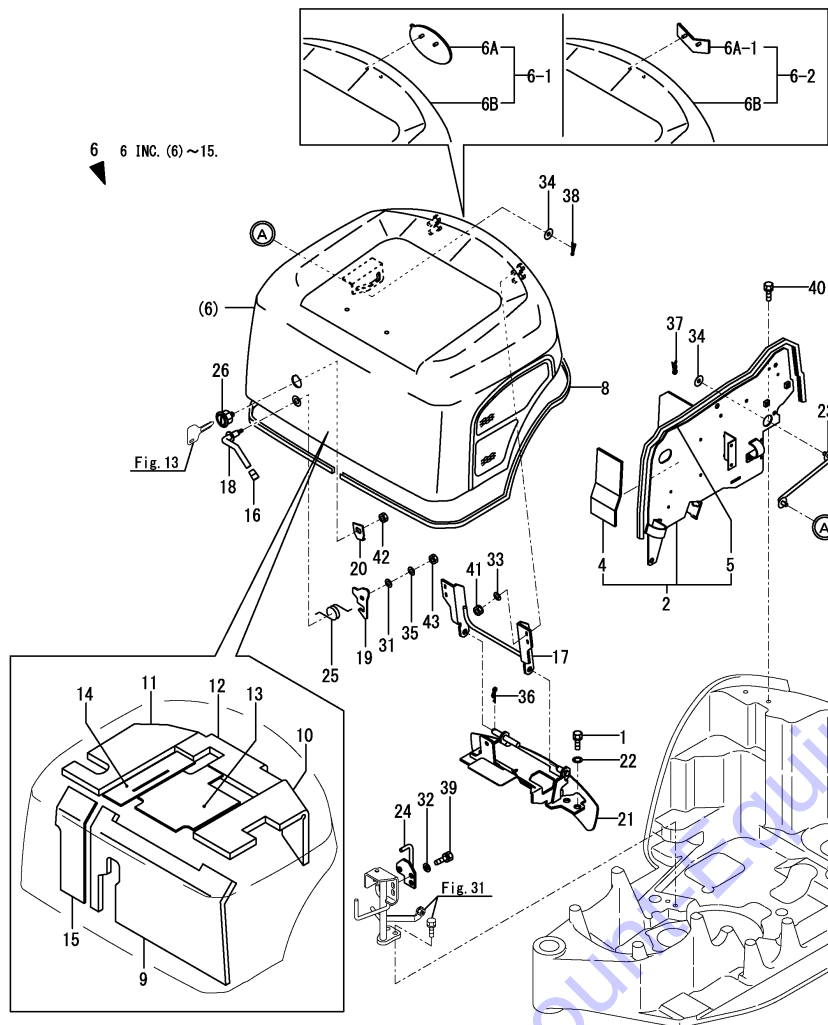
KR specification : Attach the No.44, 45, 46, 47, 48, 49, 50, 51 & 52A label to this part.

(2)Label is not illustrated.

Fig.34. BONNET

(A)=SV08-1A(US)  
 (B)=SV08-1A(AS)  
 (C)=SV08-1A(KR)

(D)=SV08-1A(NZ)  
 (E)=SV08-1A(SA)  
 (F)=SV08-1A(HK)



No.	Lev.	Parts No.	Description	Q'ty						I	R
				(A)	(B)	(C)	(D)	(E)	(F)		
41	1	26051-100002	NUT, M10	4	4	4	4	4	4		
42	1	26347-100002	NUT, M10	1	1	1	1	1	1		
43	1	26716-080002	NUT, M8	1	1	1					
43-1	1	26347-080002	NUT, M8	1	1	1	1	1	1	1	R
		(A=M15369)	(B=M15369)	(C=M15369)							
44	1	172472-03141	LABEL, SUPPORT	1	1	1	1	1	1	1	2
45	1	172437-03361	LABEL, BATTERY	1	1	1	1	1	1	1	2
46	1	172437-03372	LABEL, NEUTRAL	1	1	1	1	1	1	1	2
47	1	172437-03381	LABEL, SWING AREA	1	1	1					2
47-1	1	172A64-03380	LABEL, SWING AREA US	1	1	1	1	1	1	1	N 2
		(A=M15145)	(B=M15145)	(C=M15145)							
48	1	172437-03391	LABEL, RADIATOR	1	1	1	1	1	1	1	2
49	1	172437-03402	LABEL, ENGINE COVER	1	1	1	1	1	1	1	2
50	1	172A36-03411	LABEL, ENGINE ROOM	1	1	1	1	1	1	1	2
51	1	172437-03422	LABEL, SILENCER	1	1	1	1	1	1	1	2
52	1	172A82-03730	LABEL, LIFT US	1	1		1				2
52-1	1	172A82-03731	LABEL, LIFT US	1	1		1	1	1	1	N 2
		(A=MAF324)	(B=MAF324)	(D=MAF324)							
52A	1	172A29-03781	LABEL, LIFT				1				2
52A-1	1	172A29-03782	LABEL, LIFT				1				N 2
			(C=MAF528)								
53	1	172437-03601	LABEL, 2-WAY US	1	1		1	1	1	1	2

Remarks

(1)US, AS, NZ, SA & HK specification :

Attach the No.44, 45, 46, 47, 48, 49, 50, 51, 52 & 53 label to this part.

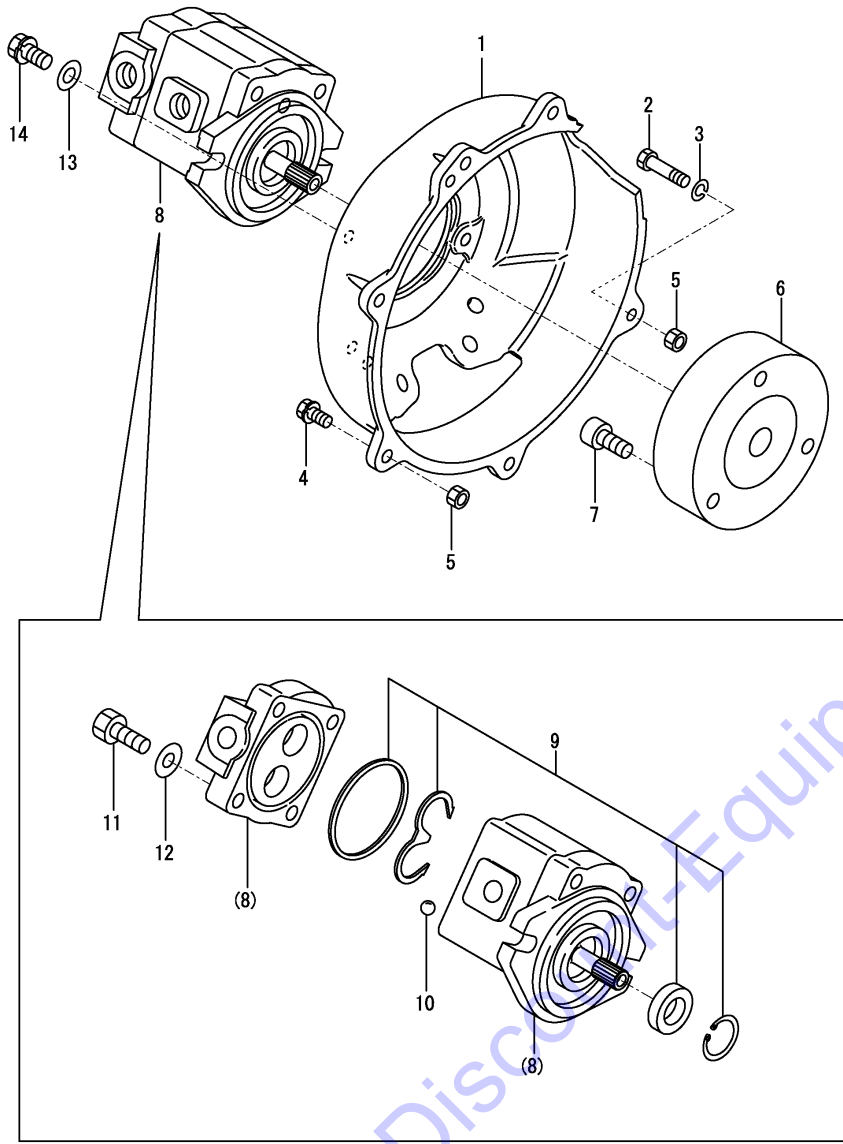
KR specification : Attach the No.44, 45, 46, 47, 48, 49, 50, 51 & 52A label to this part.

(2)Label is not illustrated.

Fig.35. HYDRAULIC PUMP & JOINT

(A)=SV08-1A(US)  
 (B)=SV08-1A(AS)  
 (C)=SV08-1A(KR)

(D)=SV08-1A(NZ)  
 (E)=SV08-1A(SA)  
 (F)=SV08-1A(HK)

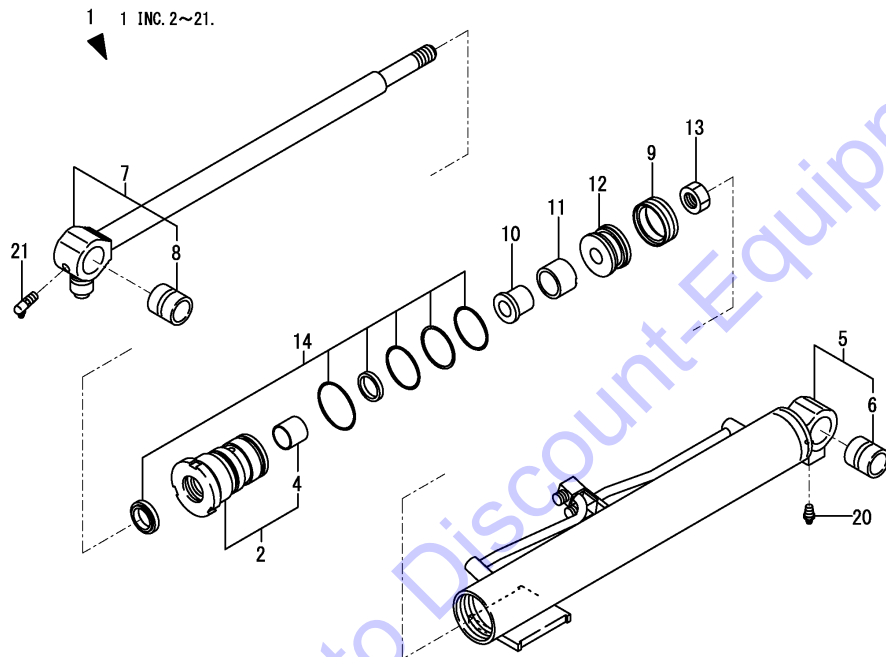
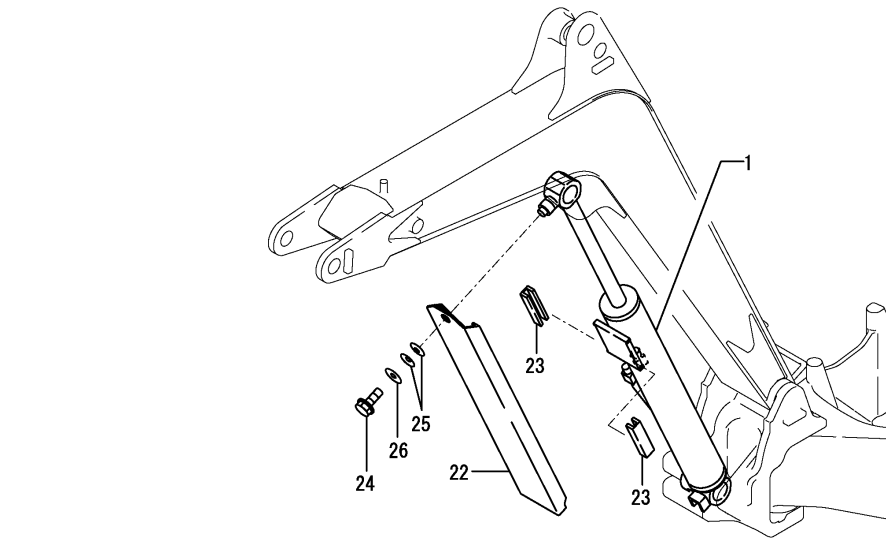


No.	Lev.	Parts No.	Description	Q'ty						I	R
				(A)	(B)	(C)	(D)	(E)	(F)		
1	1	172A20-71100	MOUNT, PUMP	1	1	1	1	1	1		
2	1	172498-71130	REAMER BOLT,8X32	1	1	1	1	1	1		
3	1	22217-080000	WASHER, SPRING 8	1	1	1	1	1	1		
4	1	26013-080302	BOLT, M8X 30	5	5	5	5	5	5		
5	1	26716-080002	NUT, M8	4	4	4	4	4	4		
6	1	172A20-71200	COUPLING	1	1	1	1	1	1		
7	1	26450-100352	BOLT, M10X 35	3	3	3	3	3	3		
8	1	172446-73100	PUMP	1	1	1					
8-1	1	172446-73101	PUMP	1	1	1	1	1	1		R
(A=M/# 14342) (B=M/# 14342) (C=M/# 14342)											
9	2	172446-73120	SEAL SET	1	1	1	1	1	1		
10	2	172446-73130	STEEL BALL	4	4	4	4	4	4		
11	2	172446-73140	BOLT M10	4	4	4	4	4	4		
12	2	172446-73150	WASHER	4	4	4	4	4	4		
13	1	22137-100000	WASHER, 10	2	2	2	2	2	2		
14	1	26013-100252	BOLT, M10X 25	2	2	2	2	2	2		

Fig.36. BOOM CYLINDER

(A)=SV08-1A(US)  
 (B)=SV08-1A(AS)  
 (C)=SV08-1A(KR)

(D)=SV08-1A(NZ)  
 (E)=SV08-1A(SA)  
 (F)=SV08-1A(HK)

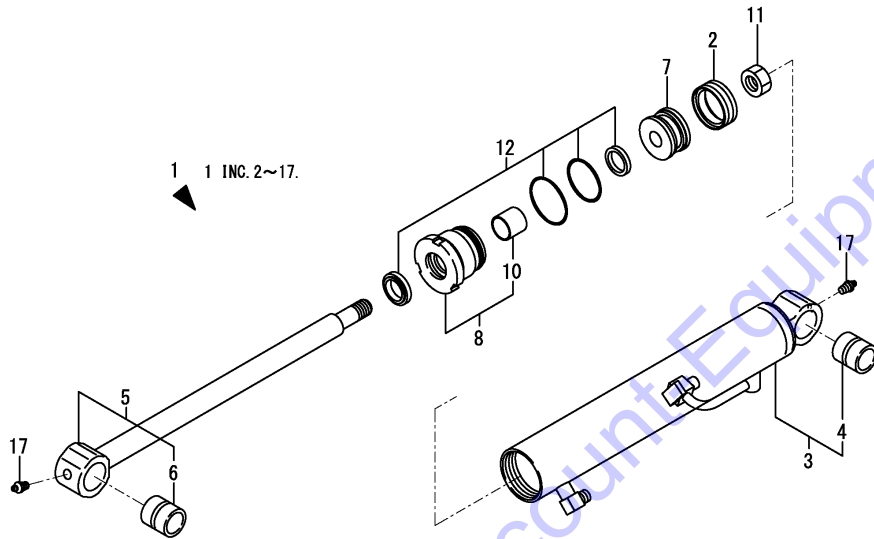
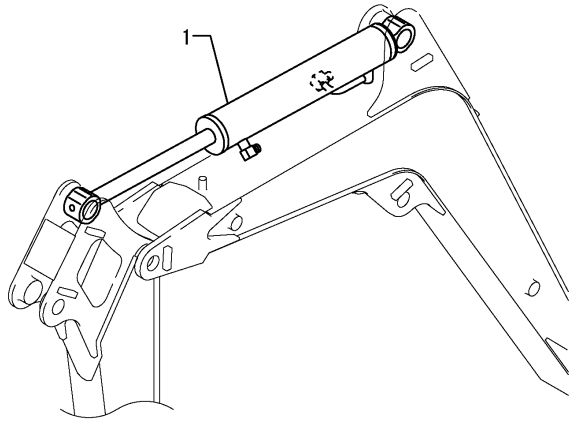


No.	Lev.	Parts No.	Description	Q'ty						I	R
				(A)	(B)	(C)	(D)	(E)	(F)		
1	1	172446-72100-1	CYLINDER ASSY, BOOM	1	1	1					
1-1	1	172446-72100-N	CYLINDER ASSY, BOOM	1	1	1	1	1	1	1	S
		(A=M17001) (B=M17001) (C=M17001)									
2	2	172446-72110	HEAD ASSY, 50 25	1	1	1	1	1	1	1	
4	3	24550-025250	BUSH, 25X25	1	1	1	1	1	1	1	
5	2	172446-72140-1	TUBE, BOOM	1	1	1					
5-1	2	172446-72140-N	TUBE, BOOM	1	1	1	1	1	1	1	S
		(A=M17001) (B=M17001) (C=M17001)									
6	3	172156-72770	BUSH, PIN 25 35 B	1	1	1	1	1	1	1	
7	2	172446-72260	ROD ASSY, BOOM	1	1	1	1	1	1	1	
8	3	172156-72770	BUSH, PIN 25 35 B	1	1	1	1	1	1	1	
9	2	172447-72321	GASKET ASSY, RGU50	1	1	1	1	1	1	1	
9-1	2	172A54-72320	PACKING, BRL50 ASSY	1	1	1	1	1	1	1	N
		(A=MAJ216) (B=MAJ216) (C=MAJ216) (D=MAJ216) (E=MAJ216) (F=MAJ216)									
10	2	172446-72370	COLLAR, 36-25	1	1	1	1	1	1	1	
11	2	172447-72380	RING, CUSHION 36	1	1	1	1	1	1	1	
12	2	172447-72531	PISTON, 50 18X28	1	1	1	1	1	1	1	
12-1	2	172447-72532	PISTON, 50X18X28	1	1	1	1	1	1	1	N
		(A=MAJ216) (B=MAJ216) (C=MAJ216) (D=MAJ216) (E=MAJ216) (F=MAJ216)									
13	2	172157-72730	U-NUT, M18	1	1	1	1	1	1	1	
14	2	172157-72010	SEAL SET, HEAD 50A	1	1	1	1	1	1	1	
20	2	24761-020000	NIPPLE, GREASE PT1/8	1	1	1	1	1	1	1	
21	2	24761-040000	NIPPLE, GREASE B	1	1	1	1	1	1	1	
22	1	172446-72350-1	COVER, SLIDE	1	1	1					
22-1	1	172446-72350-N	COVER, SLIDE	1	1	1	1	1	1	1	S
		(A=M17001) (B=M17001) (C=M17001)									
23	1	172186-72480	GUIDE, SLIDE	2	2	2	2	2	2	2	
24	1	26013-100202	BOLT, M10X 20	1	1	1	1	1	1	1	
25	1	933168-14170	SPRING, 16	2	2	2	2	2	2	2	
26	1	933147-03400	WASHER, BRAKE ARM	1	1	1	1	1	1	1	

Fig.37. ARM CYLINDER

(A)=SV08-1A(US)  
 (B)=SV08-1A(AS)  
 (C)=SV08-1A(KR)

(D)=SV08-1A(NZ)  
 (E)=SV08-1A(SA)  
 (F)=SV08-1A(HK)



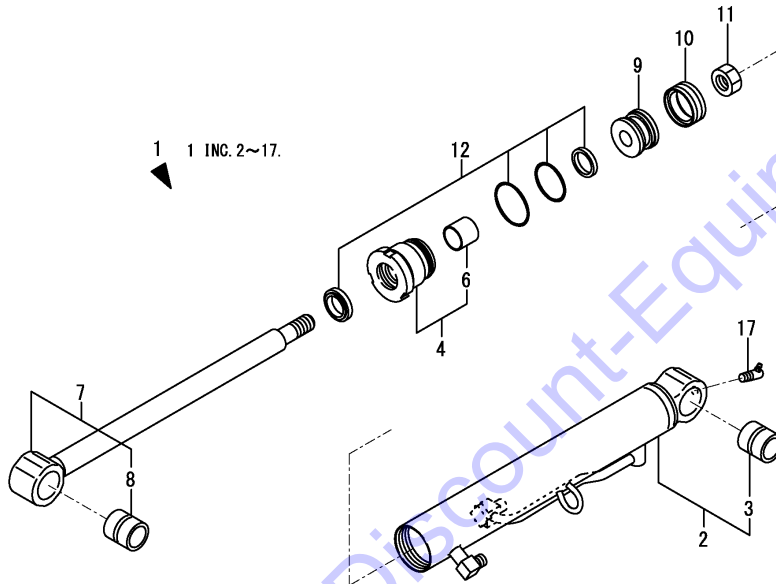
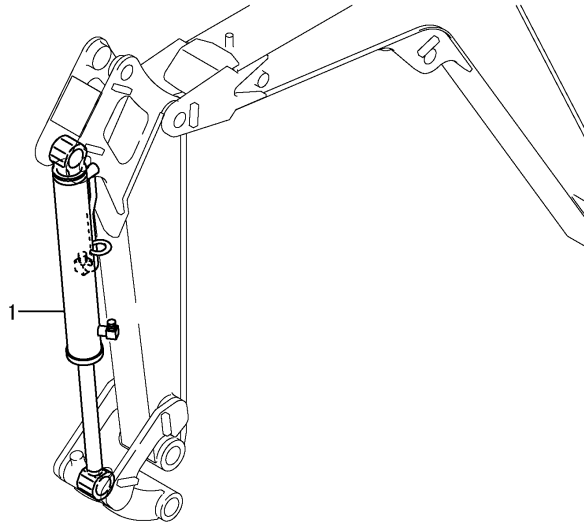
No.	Lev.	Parts No.	Description	Q'ty						I	R
				(A)	(B)	(C)	(D)	(E)	(F)		
1	1	172446-72400-1	CYLINDER, ARM	1	1	1					
1-1	1	172446-72400-N	CYLINDER, ARM	1	1	1	1	1	1	1	S
		(A=M17001) (B=M17001) (C=M17001)									
2	2	172447-72321	GASKET ASSY, RGU50	1	1	1	1	1	1	1	
2-1	2	172A54-72320	PACKING, BRL50 ASSY	1	1	1	1	1	1	1	N
		(A=MAJ216) (B=MAJ216) (C=MAJ216) (D=MAJ216) (E=MAJ216) (F=MAJ216)									
3	2	172446-72420-1	TUBE, ARM	1	1	1					
3-1	2	172446-72420-N	TUBE, ARM	1	1	1	1	1	1	1	S
		(A=M17001) (B=M17001) (C=M17001)									
4	3	172156-72770	BUSH, PIN 25 35 B	1	1	1	1	1	1	1	
5	2	172446-72490	ROD ASSY, ARM	1	1	1	1	1	1	1	
6	3	172156-72770	BUSH, PIN 25 35 B	1	1	1	1	1	1	1	
7	2	172447-72531	PISTON, 50 18X28	1	1	1	1	1	1	1	
7-1	2	172447-72532	PISTON, 50X18X28	1	1	1	1	1	1	1	N
		(A=MAJ216) (B=MAJ216) (C=MAJ216) (D=MAJ216) (E=MAJ216) (F=MAJ216)									
8	2	172157-72620	HEAD ASSY, 50 25 B	1	1	1	1	1	1	1	
10	3	24550-025250	BUSH, 25X25	1	1	1	1	1	1	1	
11	2	172157-72730	U-NUT, M18	1	1	1	1	1	1	1	
12	2	172157-72020	SEAL SET, HEAD 50B	1	1	1	1	1	1	1	
17	2	24761-020000	NIPPLE, GREASE PT1/8	2	2	2	2	2	2	2	

Go to DiscountEquipment.com for your parts

Fig.38. BUCKET CYLINDER

(A)=SV08-1A(US)  
 (B)=SV08-1A(AS)  
 (C)=SV08-1A(KR)

(D)=SV08-1A(NZ)  
 (E)=SV08-1A(SA)  
 (F)=SV08-1A(HK)

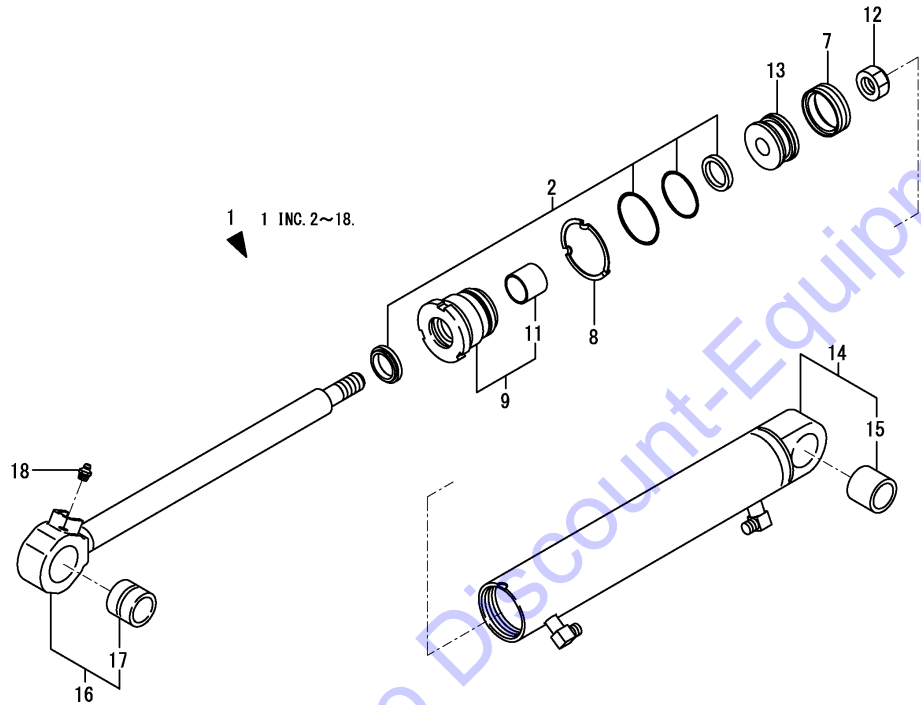
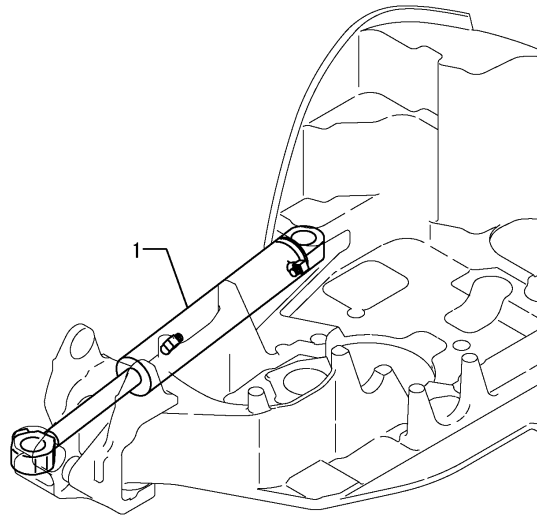


No.	Lev.	Parts No.	Description	Q'ty						I	R	
				(A)	(B)	(C)	(D)	(E)	(F)			
1	1	172446-72550-2	CYLINDER ASSY, BUCKET	1	1	1						
1-1	1	172446-72550-N	CYLINDER ASSY, BUCKET	1	1	1	1	1	1	1	S	
		(A=M17001)	(B=M17001)	(C=M17001)								
2	2	172446-72570-2	TUBE, BUCKET	1	1	1						
2-1	2	172446-72570-N	TUBE, BUCKET	1	1	1	1	1	1	1	S	
		(A=M17001)	(B=M17001)	(C=M17001)								
3	3	172156-72770	BUSH, PIN 25 35 B	1	1	1	1	1	1	1		
4	2	172186-72630	HEAD ASSY, 45 25	1	1	1	1	1	1	1		
6	3	24550-025250	BUSH, 25X25	1	1	1	1	1	1	1		
7	2	172446-72640	ROD ASSY, BUCKET	1	1	1	1	1	1	1		
8	3	172156-72410	BUSH, PIN 25 35 A	1	1	1	1	1	1	1		
9	2	172446-72681	PISTON, 45 18X28	1	1	1	1	1	1	1		
10	2	172186-72690	GASKET, RGU 45	1	1	1	1	1	1	1		
10-1	2	172A82-72700	PACKING, BRL45 ASSY	1	1	1	1	1	1	1	N	
		(A=MAJ216)	(B=MAJ216)	(C=MAJ216)	(D=MAJ216)	(E=MAJ216)	(F=MAJ216)					
11	2	172157-72730	U-NUT, M18	1	1	1	1	1	1	1		
12	2	172186-72590	SEAL SET, HEAD	1	1	1	1	1	1	1		
17	2	24761-040000	NIPPLE, GREASE B	1	1	1	1	1	1	1		

Fig.39. SWING CYLINDER

(A)=SV08-1A(US)  
 (B)=SV08-1A(AS)  
 (C)=SV08-1A(KR)

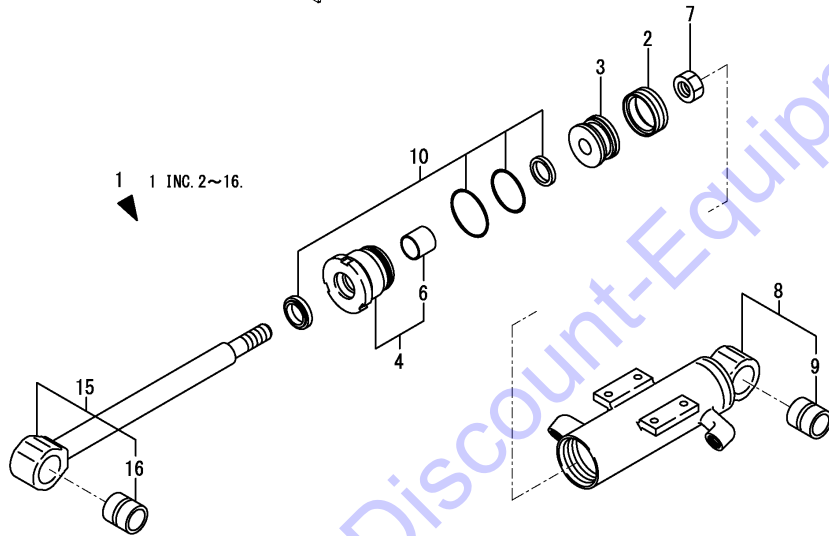
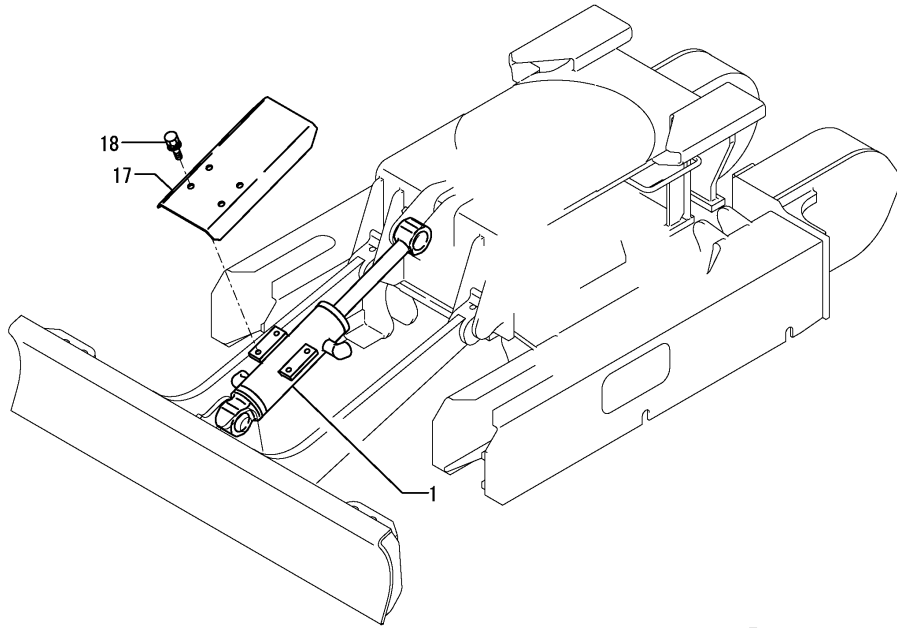
(D)=SV08-1A(NZ)  
 (E)=SV08-1A(SA)  
 (F)=SV08-1A(HK)



No.	Lev.	Parts No.	Description	Q'ty						I	R	
				(A)	(B)	(C)	(D)	(E)	(F)			
1	1	172446-72801-1	CYLINDER ASSY, SWING	1	1	1						
1-1	1	172446-72801-N	CYLINDER, SWING	1	1	1	1	1	1	1	S	
		(A=M17001) (B=M17001) (C=M17001)										
2	2	172A64-72040	SEAL SET, HEAD 55 30	1	1	1	1	1	1	1		
7	2	172449-72321	GASKET ASSY, RGU55	1	1	1	1	1	1	1		
8	2	172173-72550	ROCK WASHER 55	1	1	1	1	1	1	1		
9	2	172449-72560	HEAD CMP 55 30	1	1	1	1	1	1	1		
11	3	24550-030300	BUSH, 30X30	1	1	1	1	1	1	1		
12	2	172141-72580	NUT, M20	1	1	1	1	1	1	1		
13	2	172449-72681	PISTON 55(20-28	1	1	1	1	1	1	1		
14	2	172446-72820-1	TUBE ASSY, SWING	1	1	1						
14-1	2	172446-72820-N	TUBE ASSY, SWING	1	1	1	1	1	1	1	S	
		(A=M17001) (B=M17001) (C=M17001)										
15	3	172186-72910	BUSH	1	1	1	1					
15-1	3	172186-72911	BUSH, 30-35	1	1	1	1	1	1	1	N	
		(A=M1A708) (B=M1A708) (C=M1A708) (D=M1A708)										
16	2	172446-72860	ROD ASSY, SWING	1	1	1	1	1	1	1		
17	3	933125-05300	BUSH, PIN 30 34.5B	1	1	1	1	1	1	1		
18	2	24761-020000	NIPPLE, GREASE PT1/8	1	1	1	1	1	1	1		



Fig.40. BLADE CYLINDER

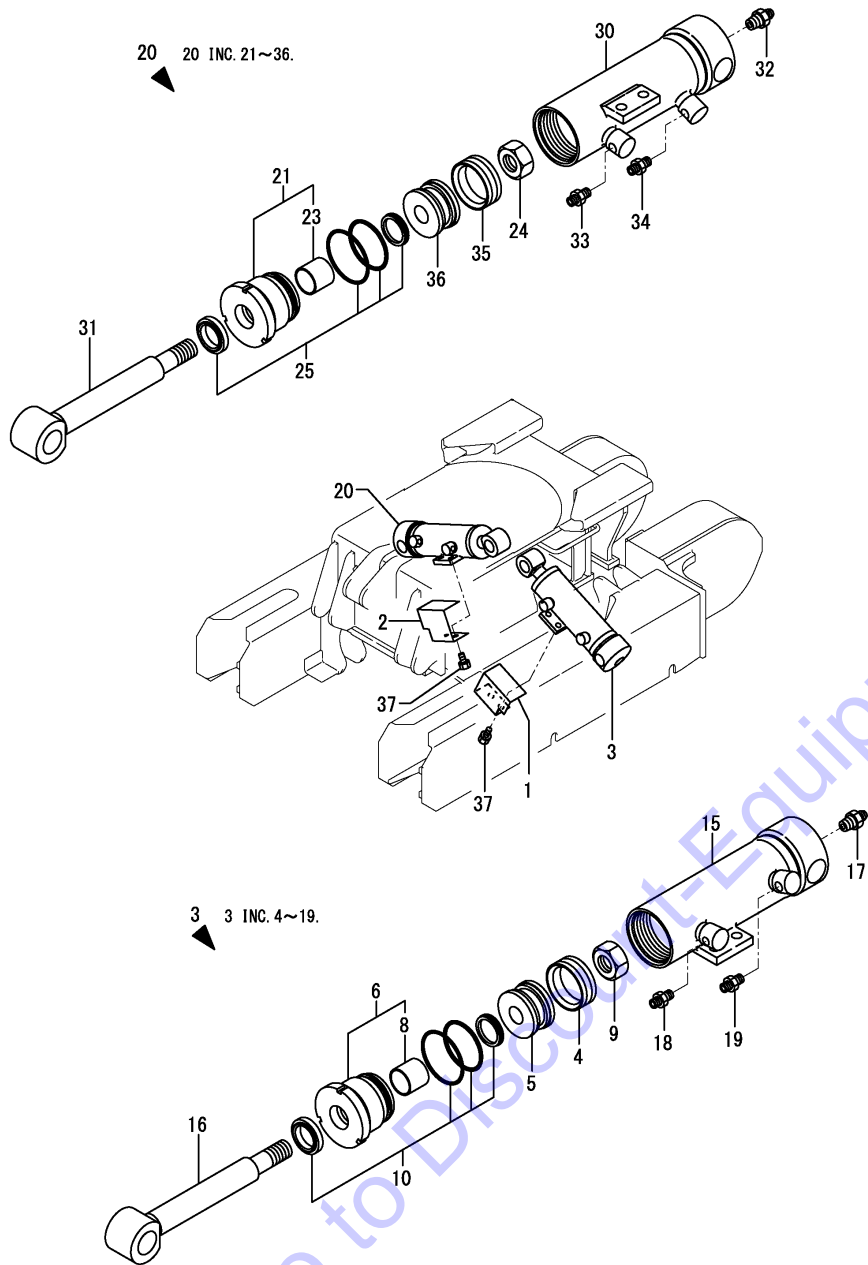


(A)=SV08-1A(US)  
(B)=SV08-1A(AS)  
(C)=SV08-1A(KR)

(D)=SV08-1A(NZ)  
(E)=SV08-1A(SA)  
(F)=SV08-1A(HK)

No.	Lev.	Parts No.	Description	Q'ty						I	R
				(A)	(B)	(C)	(D)	(E)	(F)		
1	1	172446-72700-1	CYLINDER ASSY, BLADE	1	1	1	1	1	1		
2	2	172447-72321	GASKET ASSY, RGU50	1	1	1	1	1	1		
2-1	2	172A54-72320	PACKING, BRL50 ASSY	1	1	1	1	1	1		N
		(A=MAJ216) (B=MAJ216) (C=MAJ216) (D=MAJ216) (E=MAJ216) (F=MAJ216)									
3	2	172447-72531	PISTON, 50 18X28	1	1	1	1	1	1		
3-1	2	172447-72532	PISTON, 50X18X28	1	1	1	1	1	1		N
		(A=MAJ216) (B=MAJ216) (C=MAJ216) (D=MAJ216) (E=MAJ216) (F=MAJ216)									
4	2	172157-72620	HEAD ASSY, 50 25 B	1	1	1	1	1	1		
6	3	24550-025250	BUSH, 25X25	1	1	1	1	1	1		
7	2	172157-72730	U-NUT, M18	1	1	1	1	1	1		
8	2	172446-72720	TUBE ASSY, BLADE	1	1	1	1	1	1		
9	3	172156-72410	BUSH, PIN 25 35 A	1	1	1	1	1	1		
10	2	172157-72020	SEAL SET, HEAD 50B	1	1	1	1	1	1		
15	2	172446-72760	ROD ASSY, BLADE	1	1	1	1	1	1		
16	3	172156-72410	BUSH, PIN 25 35 A	1	1	1	1	1	1		
17	1	172447-72790-3	PROTECTOR	1	1	1	1	1	1		
18	1	26014-080162	BOLT, M8X 16	4	4	4	4	4	4		

Fig.41. VARIABLE LEG CYLINDER(LINK TYPE)



(A)=SV08-1A(US)  
(B)=SV08-1A(AS)  
(C)=SV08-1A(KR)

(D)=SV08-1A(NZ)  
(E)=SV08-1A(SA)  
(F)=SV08-1A(HK)

No.	Lev.	Parts No.	Description	Q'ty						I	R
				(A)	(B)	(C)	(D)	(E)	(F)		
1	1	172446-73010-3	COVER ASSY, L	1	1		1	1	1		
2	1	172446-73030-1	COVER	1	1		1	1	1		
3	1	172446-72900-1	CYLINDER, VARIABLE	1	1		1	1	1		
4	2	172447-72321	GASKET ASSY, RGU50	1	1		1	1	1		
4-1	2	172A54-72320	PACKING, BRL50 ASSY	1	1		1	1	1		N
		(A=MAJ216) (B=MAJ216) (D=MAJ216) (E=MAJ216) (F=MAJ216)									
5	2	172447-72531	PISTON, 50 18X28	1	1		1	1	1		
5-1	2	172447-72532	PISTON,50X18X28	1	1		1	1	1		N
		(A=MAJ216) (B=MAJ216) (D=MAJ216) (E=MAJ216) (F=MAJ216)									
6	2	172157-72620	HEAD ASSY, 50 25 B	1	1		1	1	1		
8	3	24550-025250	BUSH, 25X25	1	1		1	1	1		
9	2	172157-72730	U-NUT, M18	1	1		1	1	1		
10	2	172157-72020	SEAL SET, HEAD 50B	1	1		1	1	1		
15	2	172446-72910-1	TUBE, VARIABLE	1	1		1	1	1		
16	2	172446-72970	ROD ASSY, VARIABLE	1	1		1	1	1		
17	2	24761-020000	NIPPLE, GREASE PT1/8	1	1		1	1	1		
18	2	172157-76290	NIPPLE, PT PF1/8	1	1		1	1	1		
19	2	172112-77580	JOINT, STRAIGHT 1/8	1	1		1	1	1		
20	1	172446-72940-1	CYLINDER, VARIABLE	1	1		1	1	1		
21	2	172157-72620	HEAD ASSY, 50 25 B	1	1		1	1	1		
23	3	24550-025250	BUSH, 25X25	1	1		1	1	1		
24	2	172157-72730	U-NUT, M18	1	1		1	1	1		
25	2	172157-72020	SEAL SET, HEAD 50B	1	1		1	1	1		
30	2	172446-72950-1	TUBE, VARIABLE	1	1		1	1	1		
31	2	172446-72970	ROD ASSY, VARIABLE	1	1		1	1	1		
32	2	24761-020000	NIPPLE, GREASE PT1/8	1	1		1	1	1		
33	2	172157-76290	NIPPLE, PT PF1/8	1	1		1	1	1		
34	2	172112-77580	JOINT, STRAIGHT 1/8	1	1		1	1	1		
35	2	172447-72321	GASKET ASSY, RGU50	1	1		1	1	1		
35-1	2	172A54-72320	PACKING, BRL50 ASSY	1	1		1	1	1		N
		(A=MAJ216) (B=MAJ216) (D=MAJ216) (E=MAJ216) (F=MAJ216)									
36	2	172447-72531	PISTON, 50 18X28	1	1		1	1	1		
36-1	2	172447-72532	PISTON,50X18X28	1	1		1	1	1		N
		(A=MAJ216) (B=MAJ216) (D=MAJ216) (E=MAJ216) (F=MAJ216)									
37	1	26013-100162	BOLT, M10X 16	4	4		4	4	4		

Fig.42. VARIABLE LEG CYLINDER(SLIDE TYPE)

(A)=SV08-1A(US)  
 (B)=SV08-1A(AS)  
 (C)=SV08-1A(KR)

(D)=SV08-1A(NZ)  
 (E)=SV08-1A(SA)  
 (F)=SV08-1A(HK)

No.	Lev.	Parts No.	Description	Q'ty						I	R
				(A)	(B)	(C)	(D)	(E)	(F)		
1	1	172A20-72500-1	CYLINDER ASSY	1	1	1					
2	2	172157-72020	SEAL SET, HEAD 50B	1	1	1					
7	2	172447-72321	GASKET ASSY, RGU50	1	1	1					
7-1	2	172A54-72320 (B=MAJ216)	PACKING, BRL50 ASSY (C=MAJ216) (D=MAJ216)	1	1	1					N
10	2	172480-72510-1	TUBE ASSY, VARIABLE	1	1	1					
11	2	172A20-72530	ROD ASSY, VARIABLE	1	1	1					
12	2	172447-72531	PISTON, 50 18X28	1	1	1					
12-1	2	172447-72532 (B=MAJ216) (C=MAJ216) (D=MAJ216)	PISTON, 50X18X28	1	1	1					N
13	2	172157-72620	HEAD ASSY, 50 25 B	1	1	1					
15	3	24550-025250	BUSH, 25X25	1	1	1					
16	2	172157-72730	U-NUT, M18	1	1	1					

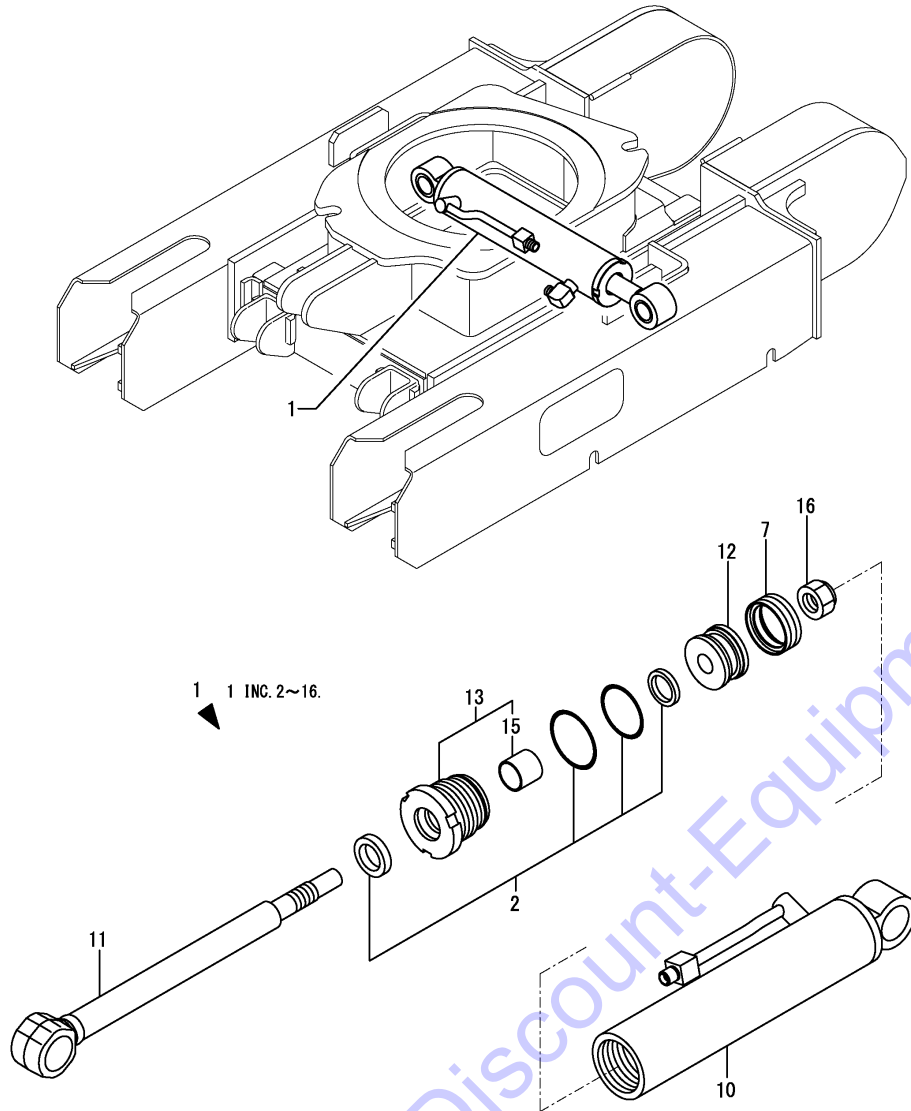
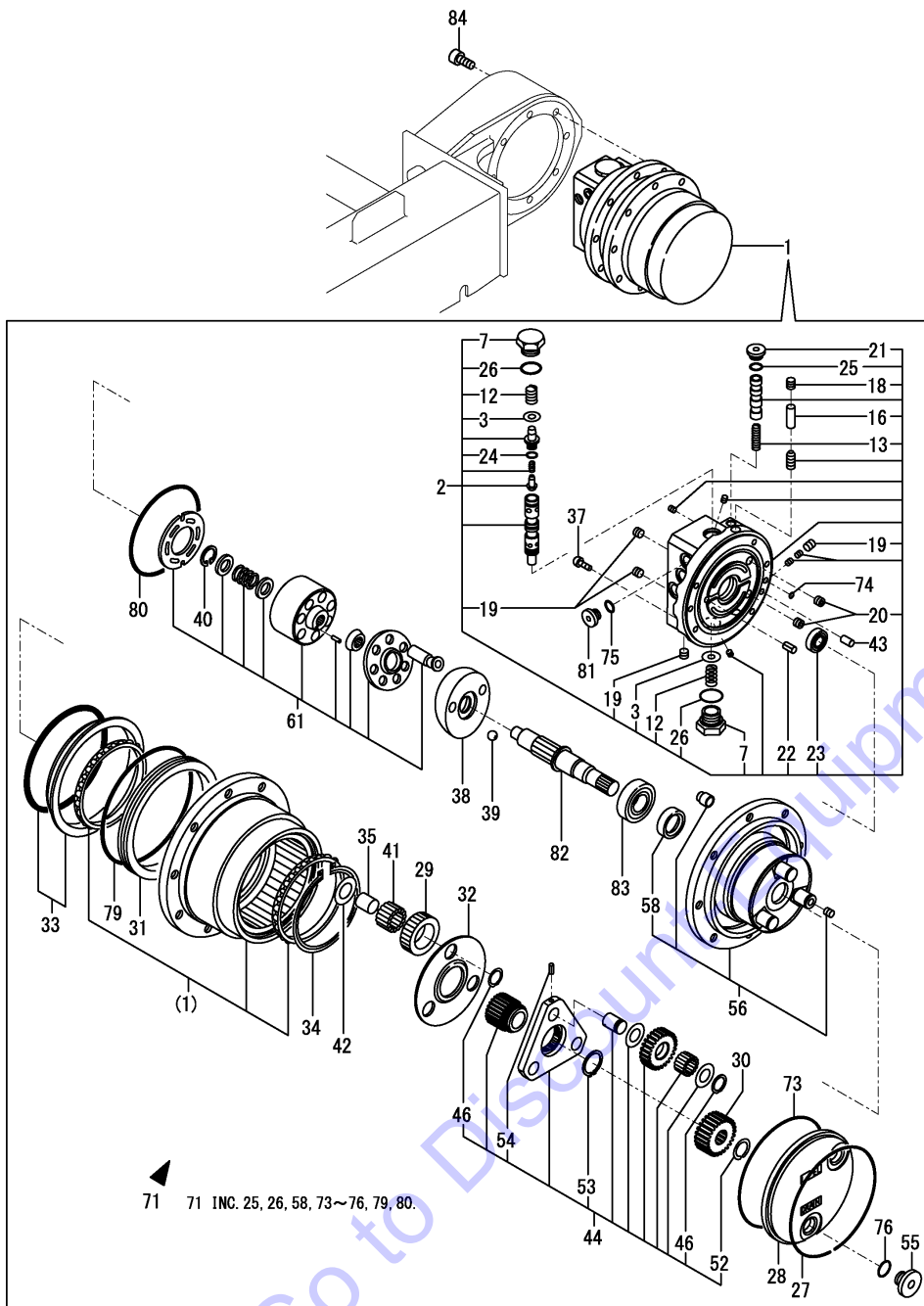


Fig.43. TRAVEL MOTOR

(A)=SV08-1A(US)  
(B)=SV08-1A(AS)  
(C)=SV08-1A(KR)

(D)=SV08-1A(NZ)  
(E)=SV08-1A(SA)  
(F)=SV08-1A(HK)



No.	Lev.	Parts No.	Description	Q'ty						I	R
				(A)	(B)	(C)	(D)	(E)	(F)		
1	1	172447-73300	MOTOR CMP,TRAVEL	2	2	2	2	2	2		
2	2	172447-53560	PLATE ASSY,BASE	2	2	2					
2-1	2	172447-73560	BODY 1 ASSY	2	2	2	2	2	2	2	N
		(A=M14580)	(B=M14580)	(C=M14580)							
3	3	172157-70450	RING	4	4	4	4	4	4	4	
7	3	172186-73160	PLUG	4	4	4	4	4	4	4	
12	3	172447-73440	SPRING	4	4	4	4	4	4	4	
13	3	172447-73450	SPRING	2	2	2	2	2	2	2	
16	3	172447-73480	NEEDLE	4	4	4	4	4	4	4	
18	3	172422-73550	PLUG	4	4	4	4	4	4	4	
19	3	172422-73550	PLUG	8	8	8	8	8	8	8	
20	3	172422-73650	PLUG	4	4	4	4	4	4	4	
21	3	172187-73670	PLUG	4	4	4	4	4	4	4	
22	3	22351-050012	PIN, SPRING 5.0X12	2	2	2	2	2	2	2	
23	3	24101-060020	BEARING, BALL 6002C3	2	2	2	2	2	2	2	
24	3	24311-000100	O-RING, 1AP10.0	4	4	4	4	4	4	4	
25	3	24315-000140	O-RING, 1BP14.0	4	4	4	4	4	4	4	
26	3	24315-000180	O-RING, 1BP18.0	4	4	4	4	4	4	4	
27	2	172157-70090	SNAP RING	2	2	2	2	2	2	2	
28	2	172447-73100	COVER	2	2	2	2	2	2	2	
29	2	172447-73120	GEAR	6	6	6	6	6	6	6	
30	2	172447-73140	GEAR	2	2	2	2	2	2	2	
31	2	172447-73150	RING,SEAL	2	2	2	2	2	2	2	
32	2	172447-73160	PLATE,THRUST	2	2	2	2	2	2	2	
33	2	172447-73170	SEAL ASSY	2	2	2	2	2	2	2	
34	2	172447-73180	RING,SNAP	2	2	2	2	2	2	2	
35	2	172447-73190	RING	6	6	6	6	6	6	6	
37	2	172186-73240	BOLT,HEX SOCKET	14	14	14	14	14	14	14	
38	2	172447-73250	PLATE	2	2	2	2	2	2	2	
39	2	172447-73280	BALL	4	4	4	4	4	4	4	
40	2	172126-73400	SNAP RING	2	2	2	2	2	2	2	
41	2	172186-73410	NEEDLE	90	90	90	90	90	90	90	
42	2	172447-73510	WASHER,THRUST	6	6	6	6	6	6	6	
43	2	172425-73540	PIN, PARALLEL	2	2	2	2	2	2	2	
44	2	172447-73550	CARRIER KIT	2	2	2	2	2	2	2	
46	3	172157-70240	SNAP RING	12	12	12	12	12	12	12	
52	3	172186-73450	RING,SNAP	2	2	2	2	2	2	2	
53	3	22242-000150	RING, 15	2	2	2	2	2	2	2	
54	3	22351-030012	PIN, SPRING 3.0X12	6	6	6	6	6	6	6	
55	2	172187-73570	PLUG	4	4	4	4	4	4	4	
56	2	172447-73570	PLATE KIT	2	2	2	2	2	2	2	
58	3	172186-73230	SEAL, OIL	2	2	2	2	2	2	2	
61	2	172447-73580	CYLINDER BARREL ASSY	2	2	2	2	2	2	2	
71	2	172447-73590	O-RING KIT	2	2	2	2	2	2	2	
73	3	172447-73500	O-RING	2	2	2	2	2	2	2	
74	3	24315-000060	O-RING, 1BP6.0	2	2	2	2	2	2	2	
75	3	24315-000110	O-RING, 1BP11.0	4	4	4	4	4	4	4	
76	3	24315-000140	O-RING, 1BP14.0	4	4	4	4	4	4	4	
79	3	24321-001300	O-RING, 1AG130.0	2	2	2	2	2	2	2	
80	3	24325-001050	O-RING 1B G-105.0	2	2	2	2	2	2	2	
81	2	172187-73600	PLUG	4	4	4	4	4	4	4	

Fig.43. TRAVEL MOTOR

(A)=SV08-1A(US)  
 (B)=SV08-1A(AS)  
 (C)=SV08-1A(KR)

(D)=SV08-1A(NZ)  
 (E)=SV08-1A(SA)  
 (F)=SV08-1A(HK)

No.	Lev.	Parts No.	Description	Q'ty						I	R
				(A)	(B)	(C)	(D)	(E)	(F)		
82	2	172186-73710	SHAFT	2	2	2	2	2	2		
83	2	24101-060044	BEARING, BALL 6004	2	2	2	2	2	2		
84	1	26450-100252	BOLT, M10X 25	16	16	16	16	16	16		

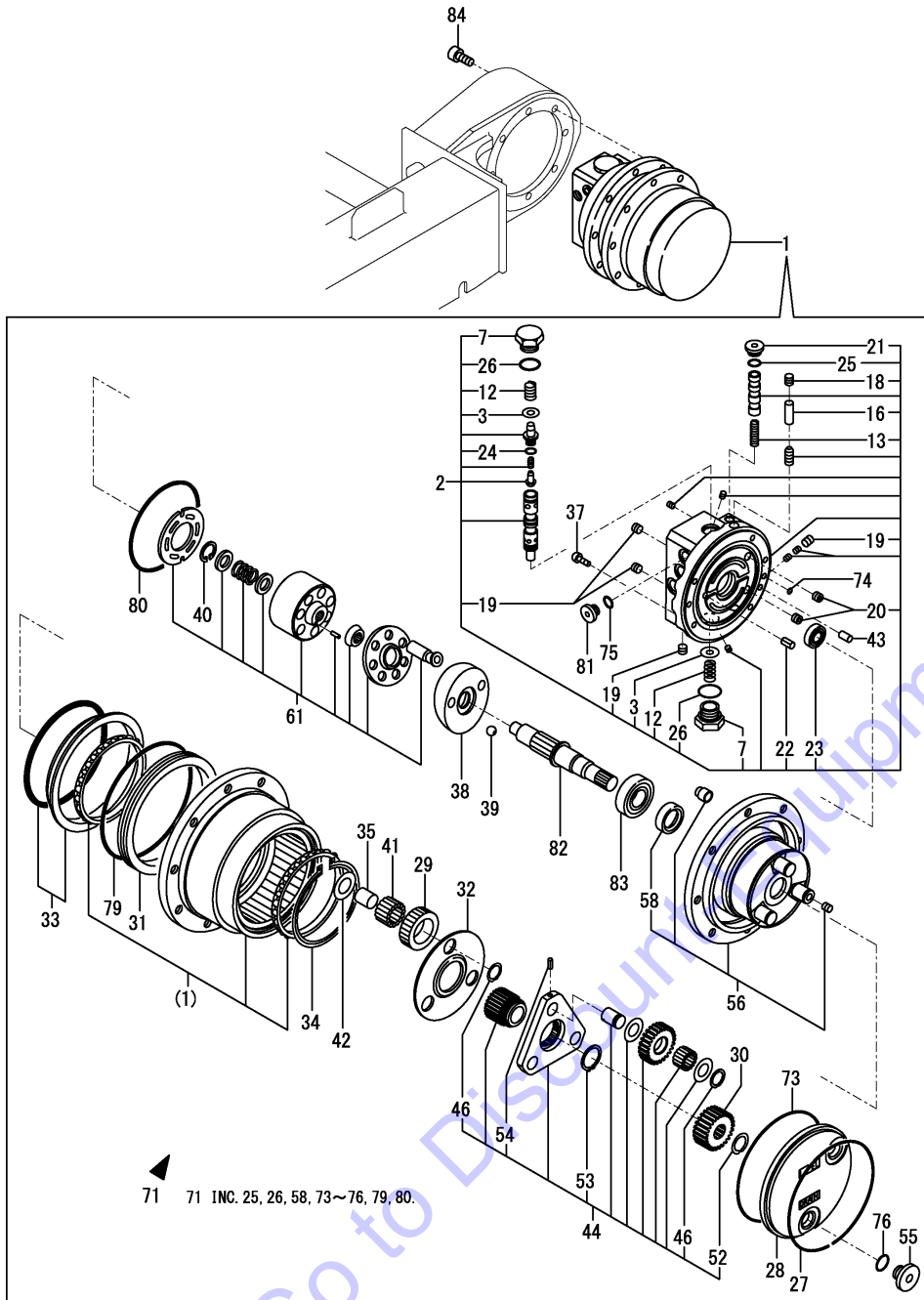
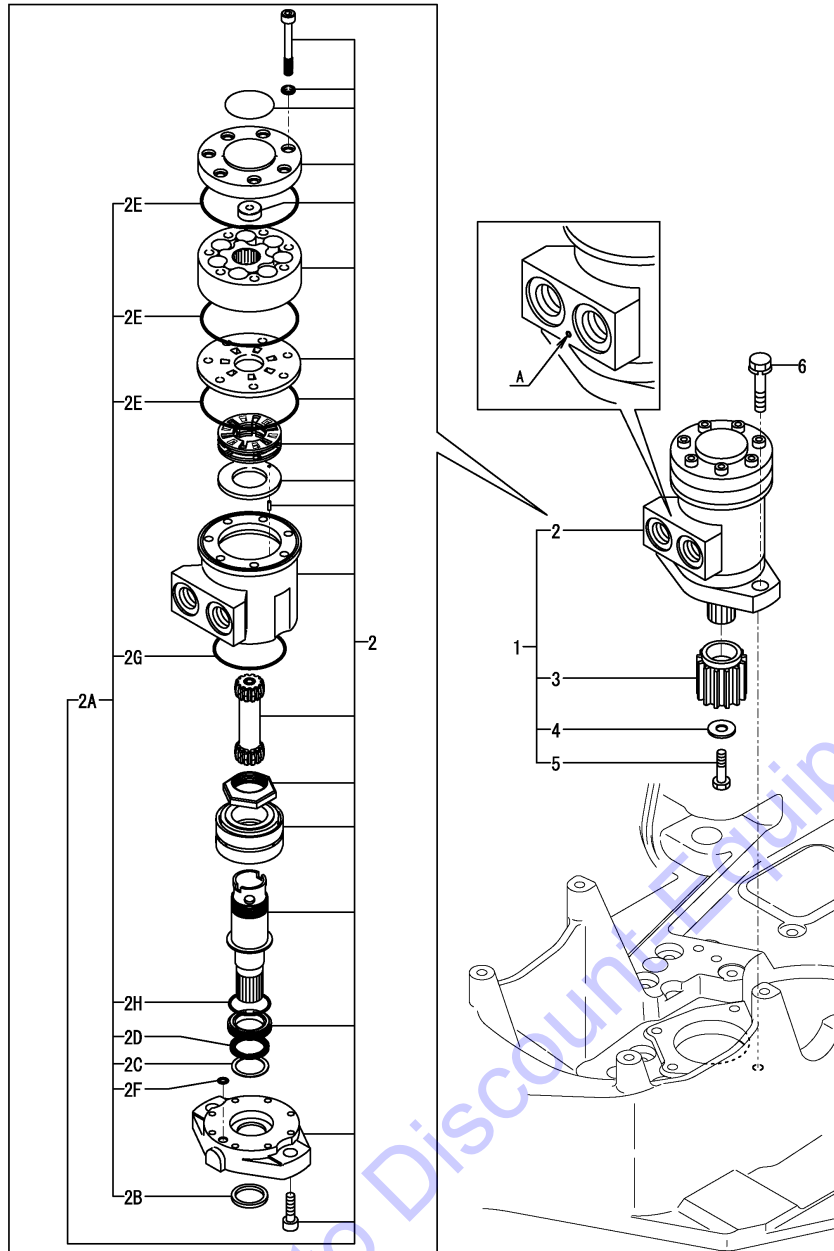


Fig.44. TURNING MOTOR(N SPEC.)(TO M19874)

(A)=SV08-1A(US)  
 (B)=SV08-1A(AS)  
 (C)=SV08-1A(KR)

(D)=SV08-1A(NZ)  
 (E)=SV08-1A(SA)  
 (F)=SV08-1A(HK)



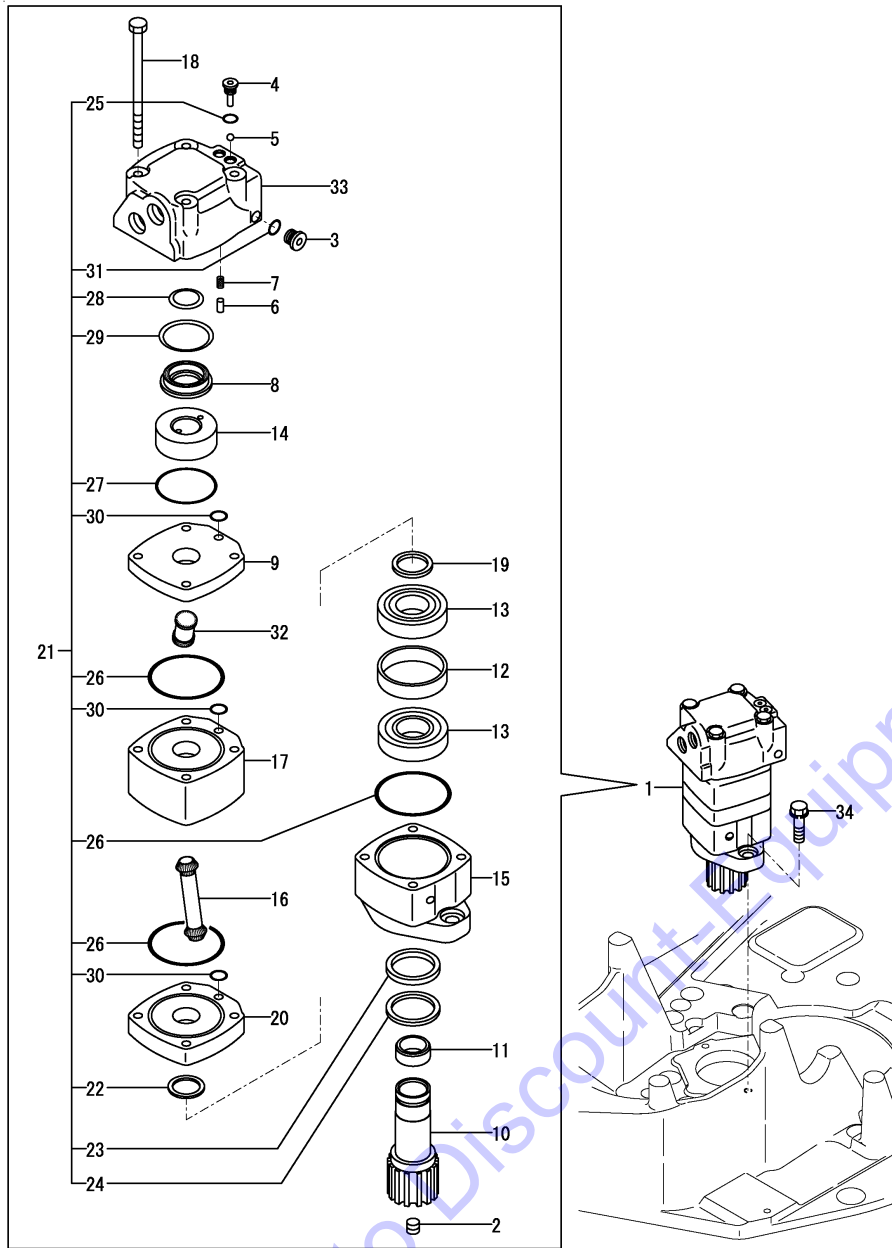
No.	Lev.	Parts No.	Description	Q'ty						I	R
				(A)	(B)	(C)	(D)	(E)	(F)		
1	1	172A20-73310	MOTOR ASSY, SWING	1	1	1					
1-1	1	172A20-73311	MOTOR ASSY, SWING	1	1	1					R
		(A=M17269) (B=M17269) (C=M17269)									
1-2	1	172A20-73311	MOTOR ASSY, SWING	1	1	1					Z
		(A=M19875) (B=M19875) (C=M19875)									
2	2	172A20-73320	MOTOR ASSY, SWING	1	1	1					
2-1	2	172A20-73321	MOTOR, SWING	1	1	1					R 1
		(A=M17269) (B=M17269) (C=M17269)									
2A	3	172A20-73400	SEAL SET	1	1	1					
2B	4	172A20-73410	SEAL, OIL	1	1	1					
2C	4	172A20-73420	BACKUP RING	1	1	1					
2D	4	172A20-73430	X RING	1	1	1					
2E	4	172A20-73440	O-RING	3	3	3					
2F	4	24341-000080	O-RING, 1AS8.0	1	1	1					
2F-1	4	24341-000060	O-RING, 1AS6.0	1	1	1					N
		(A=M19198) (B=M19198) (C=M19198)									
2G	4	24341-000670	O-RING, 1AS67.0	1	1	1					
2H	4	24356-240370	O-RING, 4D24037	1	1	1					
3	2	172A20-73330	PINION 13T	1	1	1					
4	2	172A20-73340	WASHER, M10	1	1	1					
5	2	26450-100202	BOLT, M10X 20	1	1	1					
6	1	26013-120352	BOLT, M12X 35	2	2	2					

Remarks  
 (1)A part : If there is an identification stamp, No.2F is not needed.

Fig.76. (44A)TURNING MOTOR(E SPEC.)(FROM M19875)

(A)=SV08-1A(US)  
 (B)=SV08-1A(AS)  
 (C)=SV08-1A(KR)

(D)=SV08-1A(NZ)  
 (E)=SV08-1A(SA)  
 (F)=SV08-1A(HK)



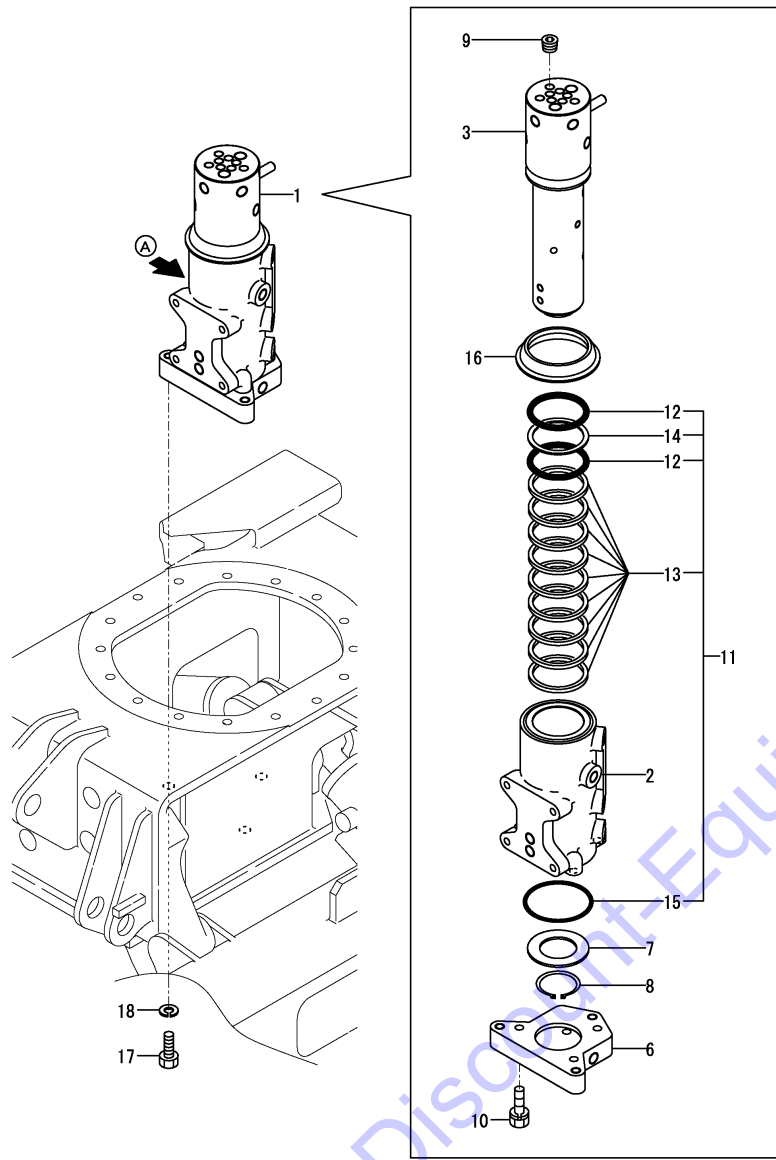
No.	Lev.	Parts No.	Description	Q'ty						I	R
				(A)	(B)	(C)	(D)	(E)	(F)		
1	1	172A20-73200 (A=M19875) (B=M19875) (C=M19875)	MOTOR ASSY, SWING	1	1	1	1	1	1	1	W
2	2	172137-70490	PLUG	2	2	2	2	2	2	2	
3	2	172137-70500	PLUG, BLIND	1	1	1	1	1	1	1	
4	2	172137-70520	PLUG	2	2	2	2	2	2	2	
5	2	172137-70530	BALL	2	2	2	2	2	2	2	
6	2	172137-70570	PIN	2	2	2	2	2	2	2	
7	2	172137-70580	SPRING	2	2	2	2	2	2	2	
8	2	172137-70590	PLATE	1	1	1	1	1	1	1	
9	2	172137-70610	PLATE, VALVE	1	1	1	1	1	1	1	
10	2	172A20-73210	GEAR, PINION	1	1	1	1	1	1	1	
11	2	172A20-73220	COLLAR	1	1	1	1	1	1	1	
12	2	172A20-73230	SPACER, BEARING	1	1	1	1	1	1	1	
13	2	172A20-73240	ROLLER	2	2	2	2	2	2	2	
14	2	172A20-73260	VALVE	1	1	1	1	1	1	1	
15	2	172A20-73270	HOUSING, BEARING	1	1	1	1	1	1	1	
16	2	172449-73340	DRIVE, 2K	1	1	1	1	1	1	1	
17	2	172449-73350	JROLLER	1	1	1	1	1	1	1	
18	2	172449-73360	BOLT 12X40	4	4	4	4	4	4	4	
19	2	172171-73460	RETAINING RING	1	1	1	1	1	1	1	
20	2	172171-73480	PLATE	1	1	1	1	1	1	1	
21	2	172A20-73500	SEAL KIT	1	1	1	1	1	1	1	
22	3	172171-73470	SEAL, SHAFT FACE	1	1	1	1	1	1	1	
23	3	172A20-73510	RING, X	1	1	1	1	1	1	1	
24	3	172A20-73520	SEAL, DUST	1	1	1	1	1	1	1	
25	3	172156-74050	O-RING	2	2	2	2	2	2	2	
26	3	172141-77150	O-RING	3	3	3	3	3	3	3	
27	3	172141-77170	O-RING	1	1	1	1	1	1	1	
28	3	172141-77210	SEAL, INNER FACE	1	1	1	1	1	1	1	
29	3	172141-77230	SEAL, OUTER FACE	1	1	1	1	1	1	1	
30	3	172141-77300	O-RING	3	3	3	3	3	3	3	
31	3	24315-000110	O-RING, 1BP11.0	1	1	1	1	1	1	1	
32	2	172141-77260	DRIVE, VALVE	1	1	1	1	1	1	1	
33	2	172842-77640	HOUSING, VALVE	1	1	1	1	1	1	1	
34	1	26013-120352	BOLT, M12X 35	2	2	2	2	2	2	2	

Remarks  
 \* Turning motor kit is shown in Fig.87.

Fig.45. SWIVEL JOINT(Y SPEC.)(VARIABLE LEG : LINK TYPE)(TO M17687)

(A)=SV08-1A(US)  
 (B)=SV08-1A(AS)  
 (C)=SV08-1A(KR)

(D)=SV08-1A(NZ)  
 (E)=SV08-1A(SA)  
 (F)=SV08-1A(HK)



No.	Lev.	Parts No.	Description	Q'ty						I	R	
				(A)	(B)	(C)	(D)	(E)	(F)			
1	1	172446-73840 (A=M17688) (B=M17688)	SWIVEL ASSY	1	1						Z	1
2	3	172446-73860	HUB,SWIVEL		1	1						
3	3	172446-73872	SHAFT, SWIVEL		1	1						
6	3	172446-73890	FLANGE,SWIVEL		1	1						
7	3	172157-73910	SPACER, SWIVEL		1	1						
8	3	22242-000401	RING, 40		1	1						
9	3	23871-010000	PLUG, R01		8	8						
10	3	26013-080352	BOLT, M8X 35		3	3						
11	3	172446-73900	SEAL SET, SWIVEL		1	1						
12	4	172142-73800	O-RING, 55.76X5.7		2	2						
13	4	172447-73840	SEAL		9	9						
14	4	172148-73870	RING, BUCK UP		1	1						
15	4	24321-000700	O-RING, 1AG70.0		1	1						
16	2	172448-73900	COVER, DUCT		1	1						
17	1	26072-100302	BOLT, 10.910X 30		3	3						
18	1	22217-100000	WASHER, SPRING 10		3	3						

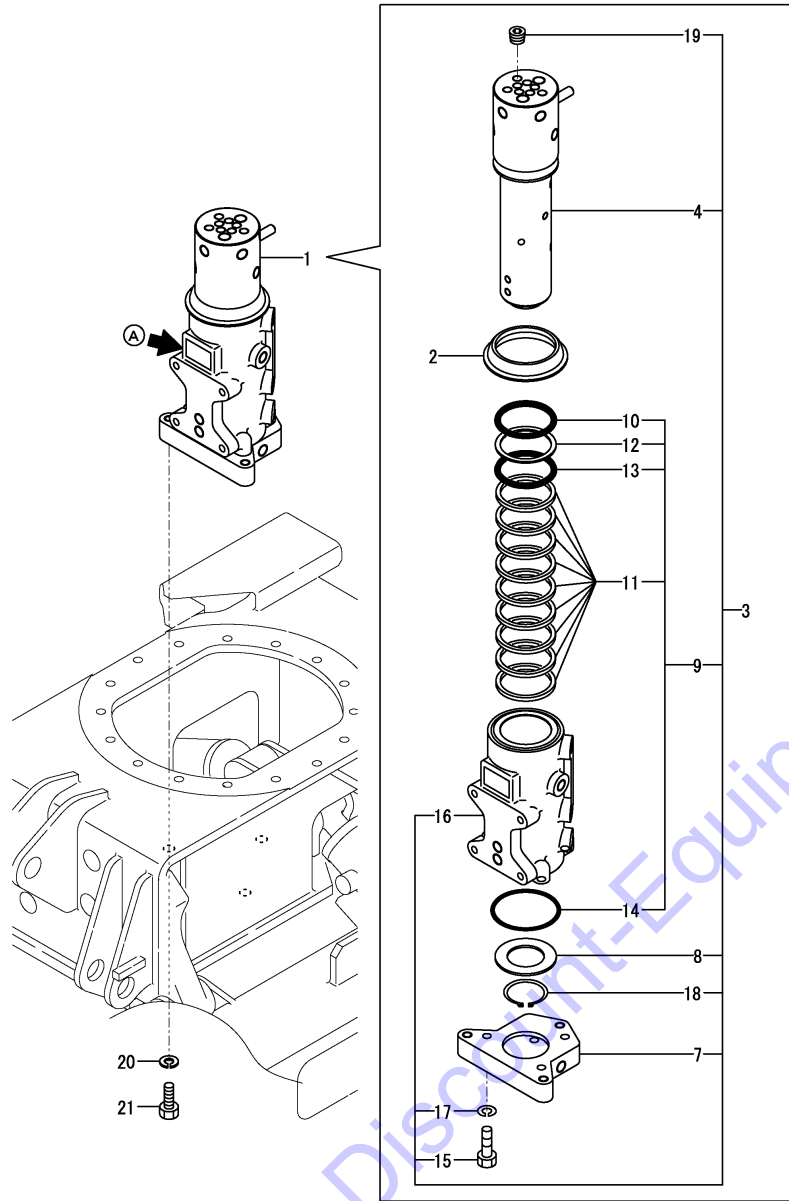
Remarks  
 (1)A : no label.  
 Compatible by assembly exchange with parts of Fig.70(45A) No.1.  
 The inner parts are not compatible.



Fig.70. (45A)SWIVEL JOINT(N SPEC.)(VARIABLE LEG : LINK TYPE)(FROM M17688)

(A)=SV08-1A(US)  
(B)=SV08-1A(AS)  
(C)=SV08-1A(KR)

(D)=SV08-1A(NZ)  
(E)=SV08-1A(SA)  
(F)=SV08-1A(HK)



No.	Lev.	Parts No.	Description	Q'ty						I	R	
				(A)	(B)	(C)	(D)	(E)	(F)			
1	1	172A82-73890 (A=M17688) (B=M17688)	JOINT ASSY,SWIVEL L	1	1		1	1	1	1	W	1
2	2	172448-73900	COVER, DUCT	1	1		1	1	1			
3	2	172A82-73900	JOINT ASSY,SWIVEL L	1	1		1	1	1			
4	3	172A64-73810	SHAFT ASSY,SWIVEL SL	1	1		1	1	1			
7	3	172A64-73850	FLANGE,SWIVEL SL	1	1		1	1	1			
8	3	172B02-73860	SPACER, SWIVEL	1	1		1	1	1			
9	3	172A64-73880	SEAL KIT,SL	1	1							
9-1	3	172A64-73860	SEAL KIT, SWIVEL	1	1		1	1	1		N	
10	4	172A64-73870 (A=M19111) (B=M19111)	RING,V	1	1		1	1	1			
11	4	172B02-73870	SEAL, SWIVEL	9	9							
11-1	4	172B02-73890 (A=M19111) (B=M19111)	SEAL, SWIVEL	9	9		9	9	9	9	N	
12	4	172B02-73880	RING, BACKUP T3 55	1	1		1	1	1			
13	4	24315-000560	O-RING, 1BP56.0	1	1		1	1	1			
14	4	24325-000700	O-RING, 1BG70.0	1	1		1	1	1			
15	3	172A64-73890	BOLT,10.9 8X 40	3	3		3	3	3			
16	3	172A82-73940	HUB,SWIVEL L	1	1		1	1	1			
17	3	22217-080000	WASHER, SPRING 8	3	3		3	3	3			
18	3	22242-000451	RING, 45	1	1		1	1	1			
19	3	23871-010000	PLUG, R01	8	8		8	8	8			
20	1	22217-100000	WASHER, SPRING 10	3	3		3	3	3			
21	1	26072-100302	BOLT, 10.910X 30	3	3		3	3	3			

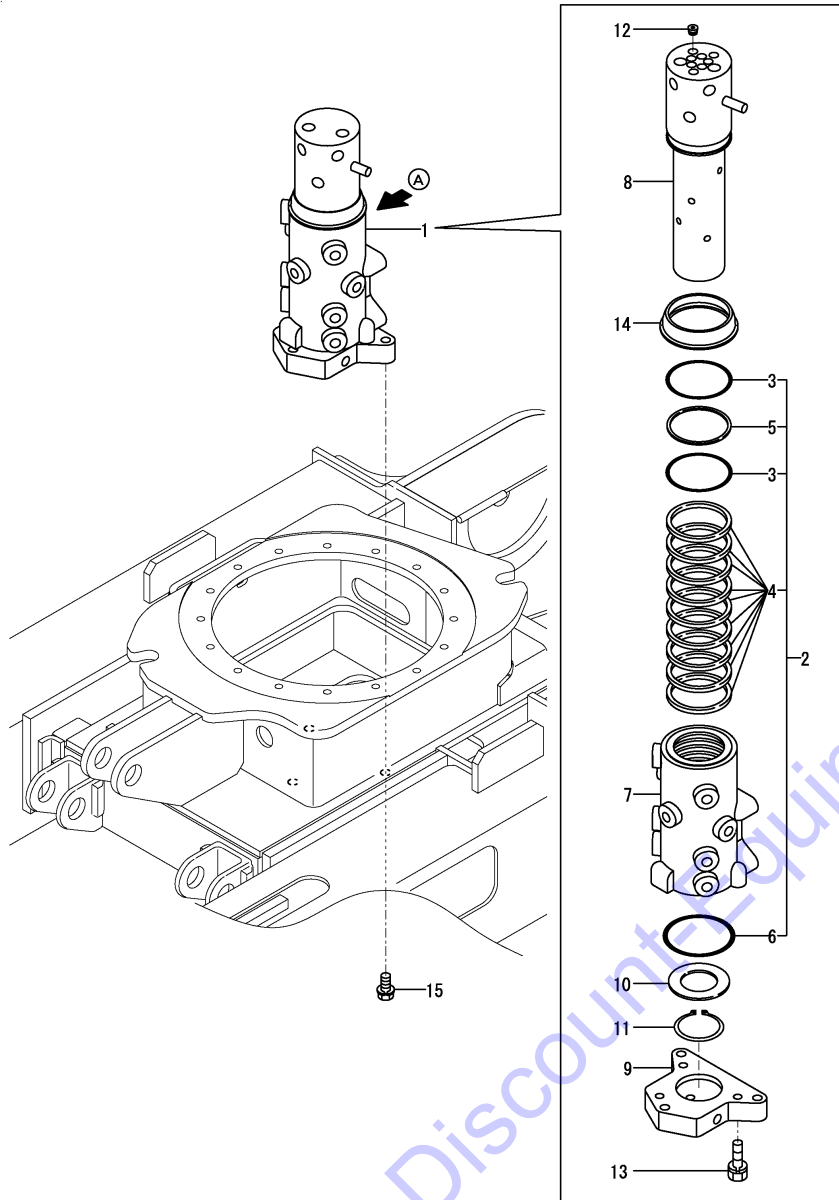
Remarks

(1)A : 'NACHI' label.  
Compatible by assembly exchange from parts of Fig.45 No.1.  
The inner parts are not compatible.

Fig.46. SWIVEL JOINT(Y SPEC.)(VARIABLE LEG : SLIDE TYPE)(TO M17682)

(A)=SV08-1A(US)  
 (B)=SV08-1A(AS)  
 (C)=SV08-1A(KR)

(D)=SV08-1A(NZ)  
 (E)=SV08-1A(SA)  
 (F)=SV08-1A(HK)



No.	Lev.	Parts No.	Description	Q'ty						I	R	
				(A)	(B)	(C)	(D)	(E)	(F)			
1	1	172448-73840	SWIVEL ASSY (C=M17683)			1					Z	1
2	3	172446-73900	SEAL SET, SWIVEL			1						
3	4	172142-73800	O-RING, 55.76X5.7			2						
4	4	172447-73840	SEAL			9						
5	4	172148-73870	RING, BUCK UP			1						
6	4	24321-000700	O-RING, 1AG70,0			1						
7	3	172448-73860	HUB, SWIVEL			1						
8	3	172446-73872	SHAFT, SWIVEL			1						
9	3	172446-73890	FLANGE, SWIVEL			1						
10	3	172157-73910	SPACER, SWIVEL			1						
11	3	22242-000401	RING, 40			1						
12	3	23871-010000	PLUG, R01			8						
13	3	26013-080352	BOLT, M8X 35			3						
14	2	172448-73900	COVER, DUCT			1						
15	1	26013-100402	BOLT, M10X 40			3						

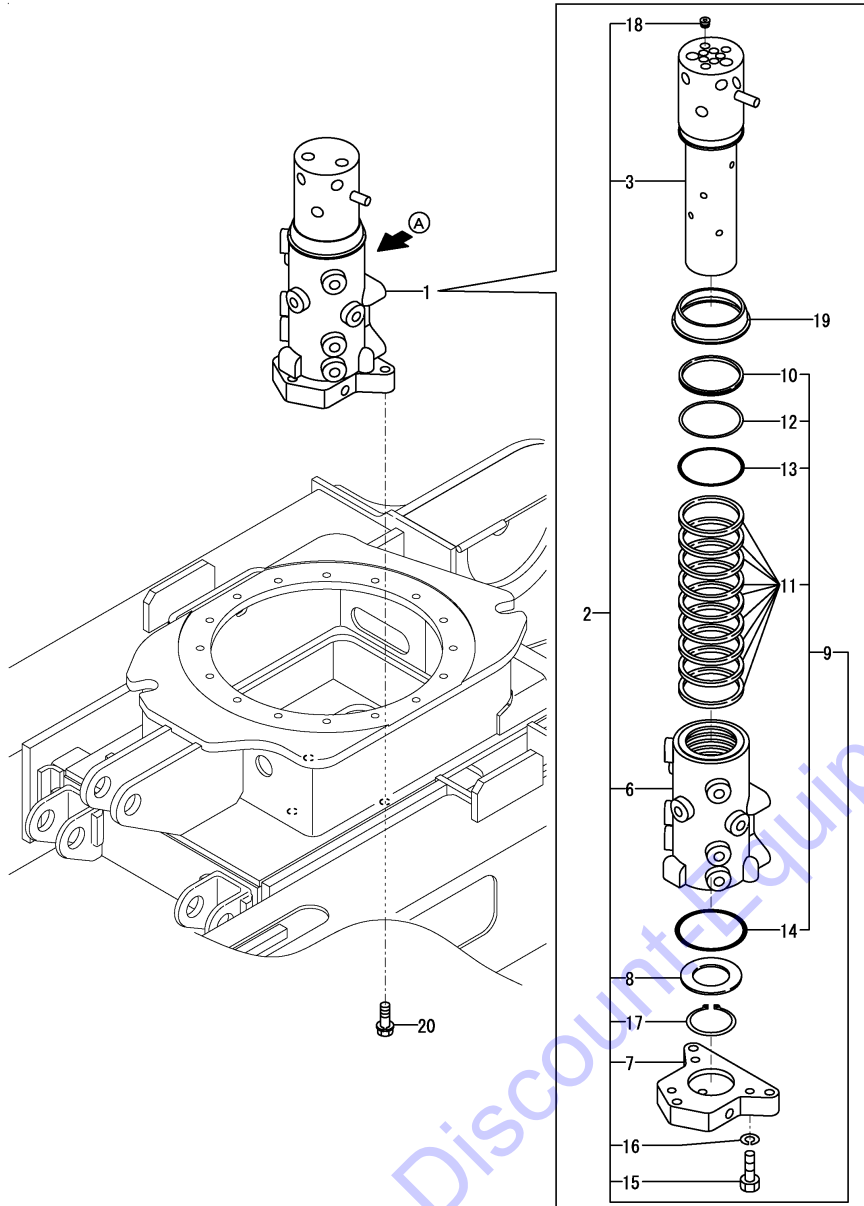
Remarks

(1)A : no label.  
 Compatible by assembly exchange with parts of Fig.69(46A) No.1.  
 The inner parts are not compatible.

Fig.69. (46A)SWIVEL JOINT(N SPEC.)(VARIABLE LEG : SLIDE TYPE)(FROM M17683)

(A)=SV08-1A(US)  
 (B)=SV08-1A(AS)  
 (C)=SV08-1A(KR)

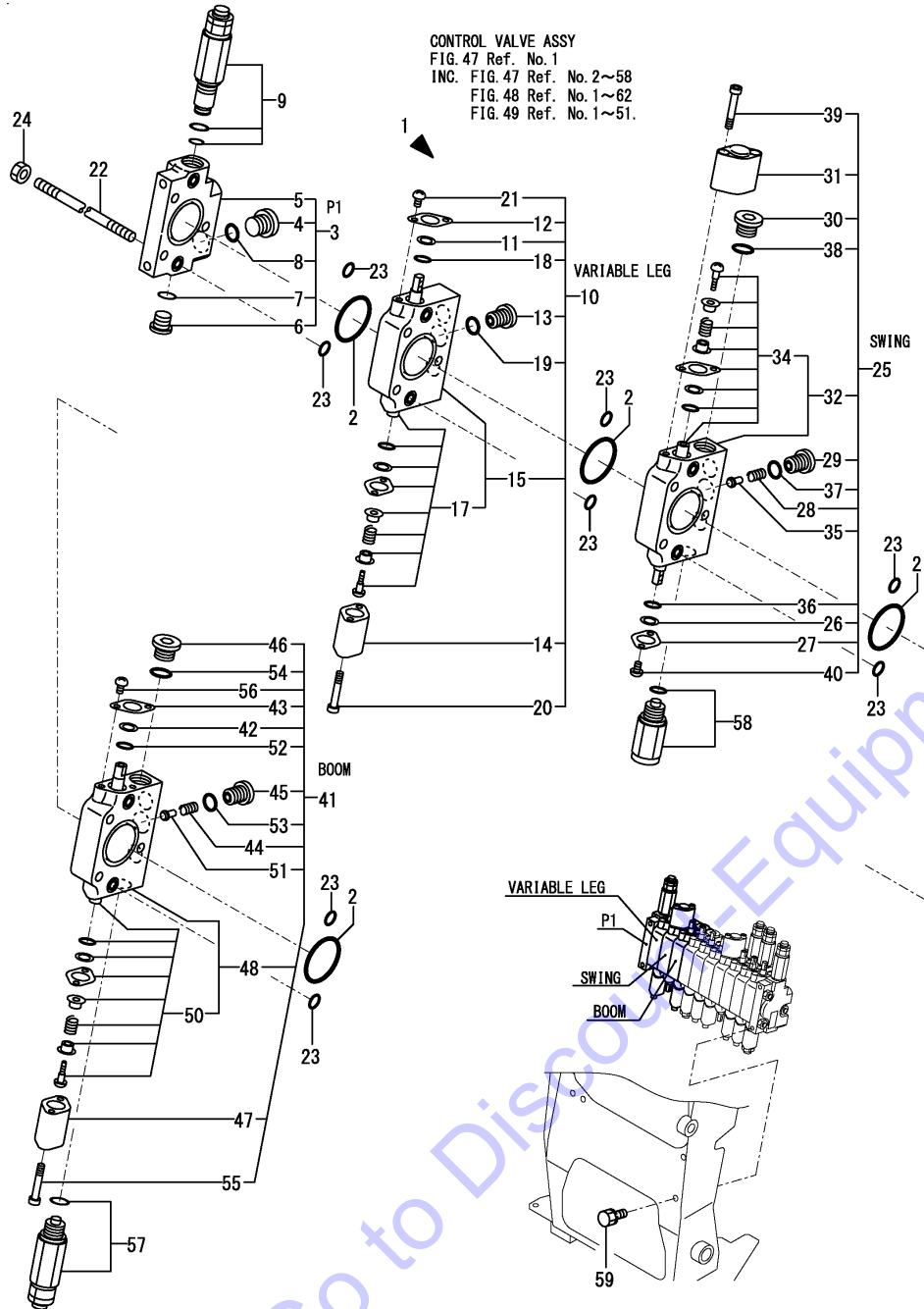
(D)=SV08-1A(NZ)  
 (E)=SV08-1A(SA)  
 (F)=SV08-1A(HK)



No.	Lev.	Parts No.	Description	Q'ty						I	R
				(A)	(B)	(C)	(D)	(E)	(F)		
1	1	172A64-73790	JOINT ASSY,SWIVEL S (C=M17683)	1	1	1				W	1
2	2	172A64-73800	JOINT ASSY,SWIVEL S		1	1	1				
3	3	172A64-73810	SHAFT ASSY,SWIVEL SL		1	1	1				
6	3	172A64-73840	HUB,SWIVEL S		1	1	1				
7	3	172A64-73850	FLANGE,SWIVEL SL		1	1	1				
8	3	172B02-73860	SPACER, SWIVEL		1	1	1				
9	3	172A64-73880	SEAL KIT,SL		1	1	1				
9-1	3	172A64-73860	SEAL KIT, SWIVEL (C=M19191)		1	1	1				N
10	4	172A64-73870	RING,V		1	1	1				
11	4	172B02-73870	SEAL, SWIVEL		9	9	9				
11-1	4	172B02-73890	SEAL, SWIVEL (C=M19191)		9	9	9				N
12	4	172B02-73880	RING, BACKUP T3 55		1	1	1				
13	4	24315-000560	O-RING, 1BP56.0		1	1	1				
14	4	24325-000700	O-RING, 1BG70.0		1	1	1				
15	3	172A64-73890	BOLT,10.9 8X 40		3	3	3				
16	3	22217-080000	WASHER, SPRING 8		3	3	3				
17	3	22242-000451	RING, 45		1	1	1				
18	3	23871-010000	PLUG, R01		8	8	8				
19	2	172448-73900	COVER, DUCT		1	1	1				
20	1	26013-100402	BOLT, M10X 40		3	3	3				

Remarks  
 (1)A : 'NACHI' label.  
 Compatible by assembly exchange from parts of Fig.46 No.1.  
 The inner parts are not compatible.

Fig.47. CONTROL VALVE(1/3)(VARIABLE LEG : LINK TYPE)



(A)=SV08-1A(US)  
(B)=SV08-1A(AS)  
(C)=SV08-1A(KR)

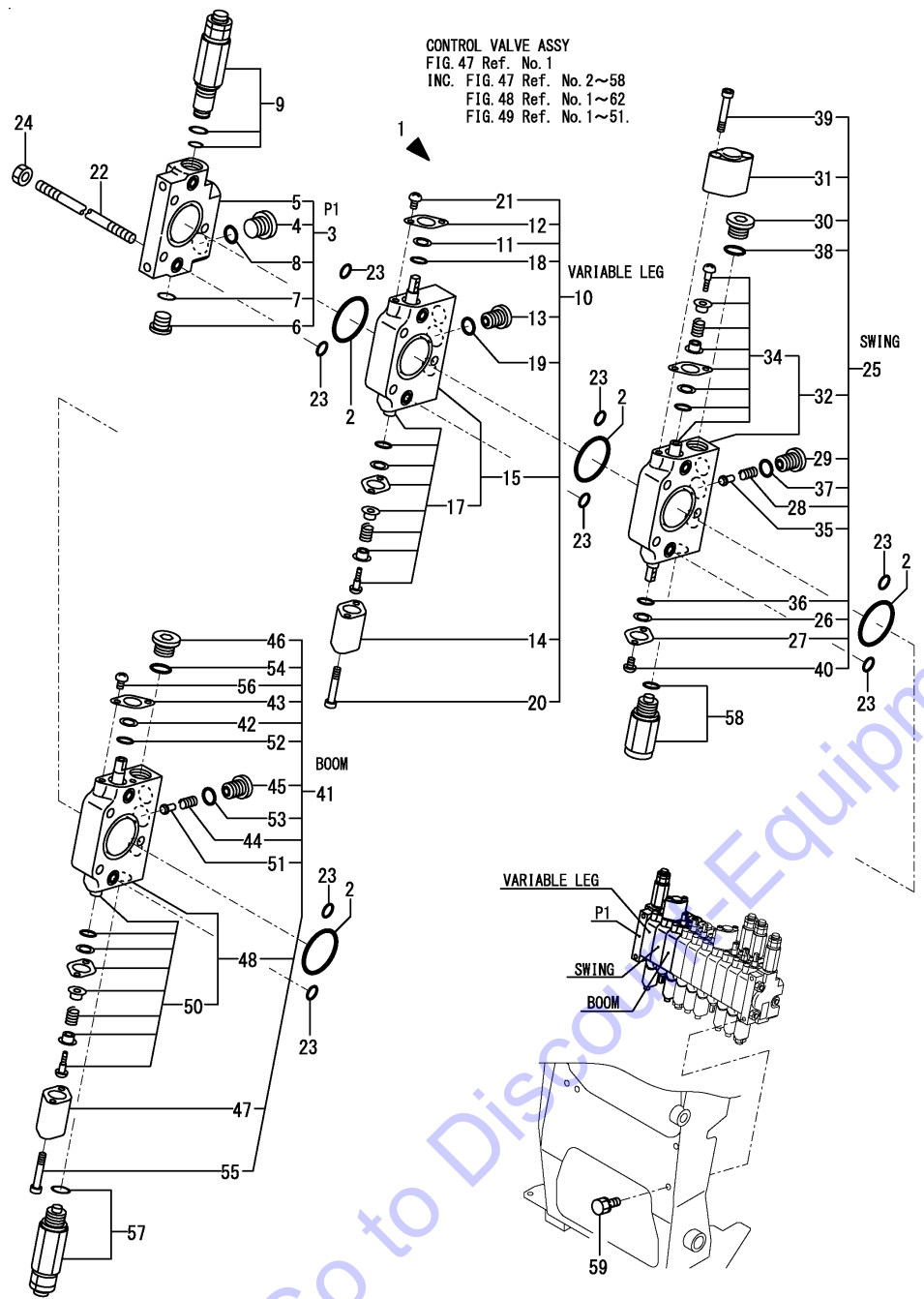
(D)=SV08-1A(NZ)  
(E)=SV08-1A(SA)  
(F)=SV08-1A(HK)

No.	Lev.	Parts No.	Description	Q'ty						I	R
				(A)	(B)	(C)	(D)	(E)	(F)		
1	1	172A29-74210	VALVE, CONTROL	1	1		1	1	1		
2	2	172157-70710	O-RING	4	4		4	4	4		
3	2	172446-74120	SECTION ASSY	1	1		1	1	1		
4	3	172157-70720	PLUG PF3/8	1	1		1	1	1		
5	3	172447-74250	SECTION	1	1		1	1	1		
6	3	172183-74350	PLUG	1	1		1	1	1		
7	3	24315-000110	O-RING, 1BP11.0	1	1		1	1	1		
8	3	24315-000140	O-RING, 1BP14.0	1	1		1	1	1		
9	2	172A29-74350	MAIN RELIEF VALVE	1	1		1	1	1		
10	2	172446-74550	SECTION ASSY, OPTION	1	1		1	1	1		
11	3	172157-70630	BAC UP RING	1	1		1	1	1		
12	3	172157-70640	PLATE, O-RING	1	1		1	1	1		
13	3	172157-70700	STAY, VALVE	1	1		1	1	1		
14	3	172157-70820	CAP, SPRING	1	1		1	1	1		
15	3	172446-74580	SECTION, OPTION	1	1		1	1	1		
17	4	172446-74570	SPOOL ASSY,OPTIONAL	1	1		1	1	1		
18	3	24311-240100	O-RING, 1AP10A	1	1		1	1	1		
19	3	24315-000110	O-RING, 1BP11.0	1	1		1	1	1		
20	3	26450-050452	BOLT, M5X 45	2	2		2	2	2		
21	3	26557-050102	SCREW, M5X10	2	2		2	2	2		
22	2	172446-74560	BOLT	3	3		3	3	3		
23	2	24315-000100	O-RING, 1BP10.0	8	8		8	8	8		
24	2	26716-080002	NUT, M8	6	6		6	6	6		
25	2	172446-74130	SECTION ASSY, SWING	1	1		1	1	1		
26	3	172157-70630	BAC UP RING	1	1		1	1	1		
27	3	172157-70640	PLATE, O-RING	1	1		1	1	1		
28	3	172157-70690	SPRING, VALVE	1	1		1	1	1		
29	3	172157-70700	STAY, VALVE	1	1		1	1	1		
30	3	172157-70720	PLUG PF3/8	1	1		1	1	1		
31	3	172157-70820	CAP, SPRING	1	1		1	1	1		
32	3	172446-74410	SECTION, SWING	1	1		1	1	1		
34	4	172446-74260	SPOOL ASSY, SWING	1	1		1	1	1		
35	3	172137-74520	VALVE, CHECK	1	1		1	1	1		
36	3	24311-240100	O-RING, 1AP10A	1	1		1	1	1		
37	3	24315-000110	O-RING, 1BP11.0	1	1		1	1	1		
38	3	24315-000140	O-RING, 1BP14.0	1	1		1	1	1		
39	3	26450-050452	BOLT, M5X 45	2	2		2	2	2		
40	3	26557-050102	SCREW, M5X10	2	2		2	2	2		
41	2	172446-74140	SECTION ASSY, BOOM	1	1		1	1	1		
42	3	172157-70630	BAC UP RING	1	1		1	1	1		
43	3	172157-70640	PLATE, O-RING	1	1		1	1	1		
44	3	172157-70690	SPRING, VALVE	1	1		1	1	1		
45	3	172157-70700	STAY, VALVE	1	1		1	1	1		
46	3	172157-70720	PLUG PF3/8	1	1		1	1	1		
47	3	172157-70820	CAP, SPRING	1	1		1	1	1		
48	3	172446-74420	SECTION, BOOM	1	1		1	1	1		
50	4	172446-74280	SPOOL ASSY, BOOM	1	1		1	1	1		
51	3	172137-74520	VALVE, CHECK	1	1		1	1	1		
52	3	24311-240100	O-RING, 1AP10A	1	1		1	1	1		
53	3	24315-000110	O-RING, 1BP11.0	1	1		1	1	1		
54	3	24315-000140	O-RING, 1BP14.0	1	1		1	1	1		

Fig.47. CONTROL VALVE(1/3)(VARIABLE LEG : LINK TYPE)

(A)=SV08-1A(US)  
 (B)=SV08-1A(AS)  
 (C)=SV08-1A(KR)

(D)=SV08-1A(NZ)  
 (E)=SV08-1A(SA)  
 (F)=SV08-1A(HK)

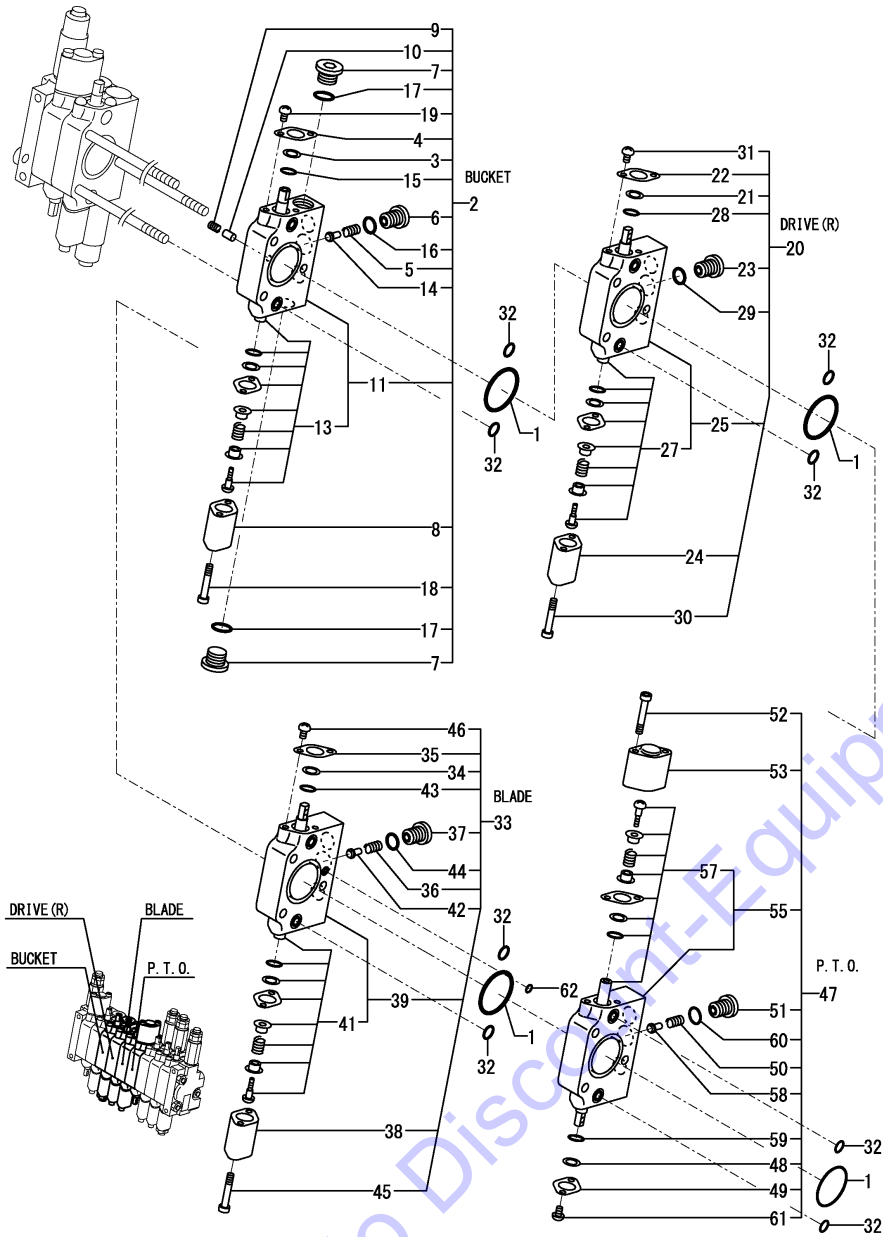


No.	Lev.	Parts No.	Description	Q'ty						I	R
				(A)	(B)	(C)	(D)	(E)	(F)		
55	3	26450-050452	BOLT, M5X 45	2	2		2	2	2		
56	3	26557-050102	SCREW, M5X10	2	2		2	2	2		
57	2	172446-74230	VALVE ASSY, RELIEF 2	1	1		1	1	1		
58	2	172A29-74360	ANTI-CAVITATION ASSY	1	1		1	1	1		
59	1	26013-080202	BOLT, M8X 20	3	3		3	3	3		

Fig.48. CONTROL VALVE(2/3)(VARIABLE LEG : LINK TYPE)

(A)=SV08-1A(US)  
 (B)=SV08-1A(AS)  
 (C)=SV08-1A(KR)

(D)=SV08-1A(NZ)  
 (E)=SV08-1A(SA)  
 (F)=SV08-1A(HK)

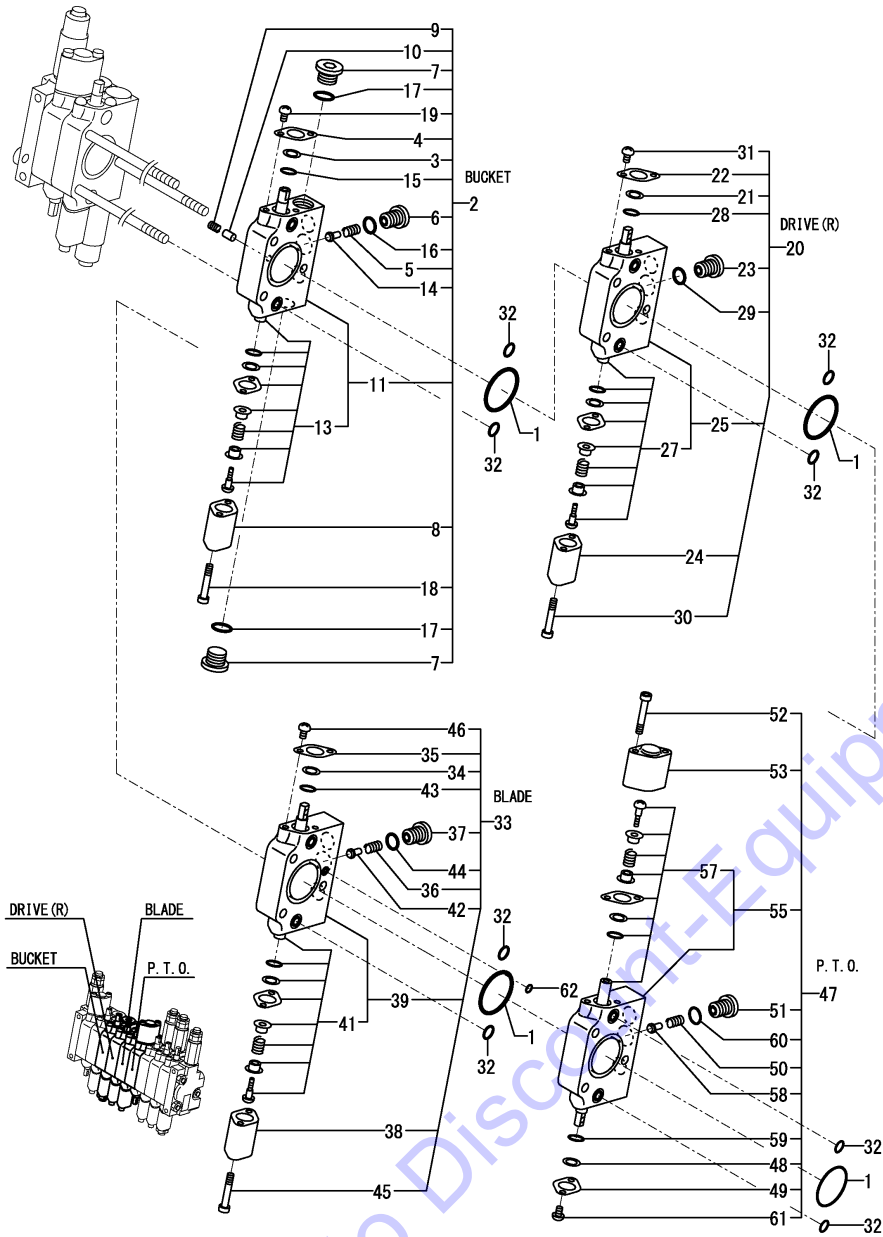


No.	Lev.	Parts No.	Description	Q'ty						I	R
				(A)	(B)	(C)	(D)	(E)	(F)		
1	2	172157-70710	O-RING	4	4		4	4	4		
2	2	172446-74150	SECTION ASSY, BUCKET	1	1		1	1	1		
3	3	172157-70630	BAC UP RING	1	1		1	1	1		
4	3	172157-70640	PLATE, O-RING	1	1		1	1	1		
5	3	172157-70690	SPRING, VALVE	1	1		1	1	1		
6	3	172157-70700	STAY, VALVE	1	1		1	1	1		
7	3	172157-70720	PLUG PF3/8	2	2		2	2	2		
8	3	172157-70820	CAP, SPRING	1	1		1	1	1		
9	3	172447-74300	SPRING, VALVE	1	1		1	1	1		
10	3	172447-74310	VALVE, CHECK	1	1		1	1	1		
11	3	172446-74430	SECTION, BUCKET	1	1		1	1	1		
13	4	172446-74300	SPOOL ASSY, BUCKET	1	1		1	1	1		
14	3	172137-74520	VALVE, CHECK	1	1		1	1	1		
15	3	24311-240100	O-RING, 1AP10A	1	1		1	1	1		
16	3	24315-000110	O-RING, 1BP11.0	1	1		1	1	1		
17	3	24315-000140	O-RING, 1BP14.0	2	2		2	2	2		
18	3	26450-050452	BOLT, M5X 45	2	2		2	2	2		
19	3	26557-050102	SCREW, M5X10	2	2		2	2	2		
20	2	172446-74160	SECTION ASSY, TRAVEL	1	1		1	1	1		
21	3	172157-70630	BAC UP RING	1	1		1	1	1		
22	3	172157-70640	PLATE, O-RING	1	1		1	1	1		
23	3	172157-70700	STAY, VALVE	1	1		1	1	1		
24	3	172157-70820	CAP, SPRING	1	1		1	1	1		
25	3	172446-74440	SECTION ASSY, TRAVEL	1	1		1	1	1		
27	4	172446-74320	SPOOL ASSY, TRAVEL	1	1		1	1	1		
28	3	24311-240100	O-RING, 1AP10A	1	1		1	1	1		
29	3	24315-000110	O-RING, 1BP11.0	1	1		1	1	1		
30	3	26450-050452	BOLT, M5X 45	2	2		2	2	2		
31	3	26557-050102	SCREW, M5X10	2	2		2	2	2		
32	2	24315-000100	O-RING, 1BP10.0	8	8		8	8	8		
33	2	172446-74170	SECTION ASSY, BLADE	1	1		1	1	1		
34	3	172157-70630	BAC UP RING	1	1		1	1	1		
35	3	172157-70640	PLATE, O-RING	1	1		1	1	1		
36	3	172157-70690	SPRING, VALVE	1	1		1	1	1		
37	3	172157-70700	STAY, VALVE	1	1		1	1	1		
38	3	172157-70820	CAP, SPRING	1	1		1	1	1		
39	3	172446-74450	SECTION ASSY, BLADE	1	1		1	1	1		
41	4	172446-74340	SPOOL ASSY, BLADE	1	1		1	1	1		
42	3	172137-74520	VALVE, CHECK	1	1		1	1	1		
43	3	24311-240100	O-RING, 1AP10A	1	1		1	1	1		
44	3	24315-000110	O-RING, 1BP11.0	1	1		1	1	1		
45	3	26450-050452	BOLT, M5X 45	2	2		2	2	2		
46	3	26557-050102	SCREW, M5X10	2	2		2	2	2		
47	2	172446-74600	SECTION ASSY, PTO	1	1		1	1	1		
48	3	172157-70630	BAC UP RING	1	1		1	1	1		
49	3	172157-70640	PLATE, O-RING	1	1		1	1	1		
50	3	172157-70690	SPRING, VALVE	1	1		1	1	1		
51	3	172157-70700	STAY, VALVE	1	1		1	1	1		
52	3	26450-050452	BOLT, M5X 45	2	2		2	2	2		
53	3	172157-70820	CAP, SPRING	1	1		1	1	1		
55	3	172446-74630	SECTION ASSY, PTO	1	1		1	1	1		

Remarks

\* Control valve assy is shown in Fig.47.

Fig.48. CONTROL VALVE(2/3)(VARIABLE LEG : LINK TYPE)



(A)=SV08-1A(US)  
 (B)=SV08-1A(AS)  
 (C)=SV08-1A(KR)

(D)=SV08-1A(NZ)  
 (E)=SV08-1A(SA)  
 (F)=SV08-1A(HK)

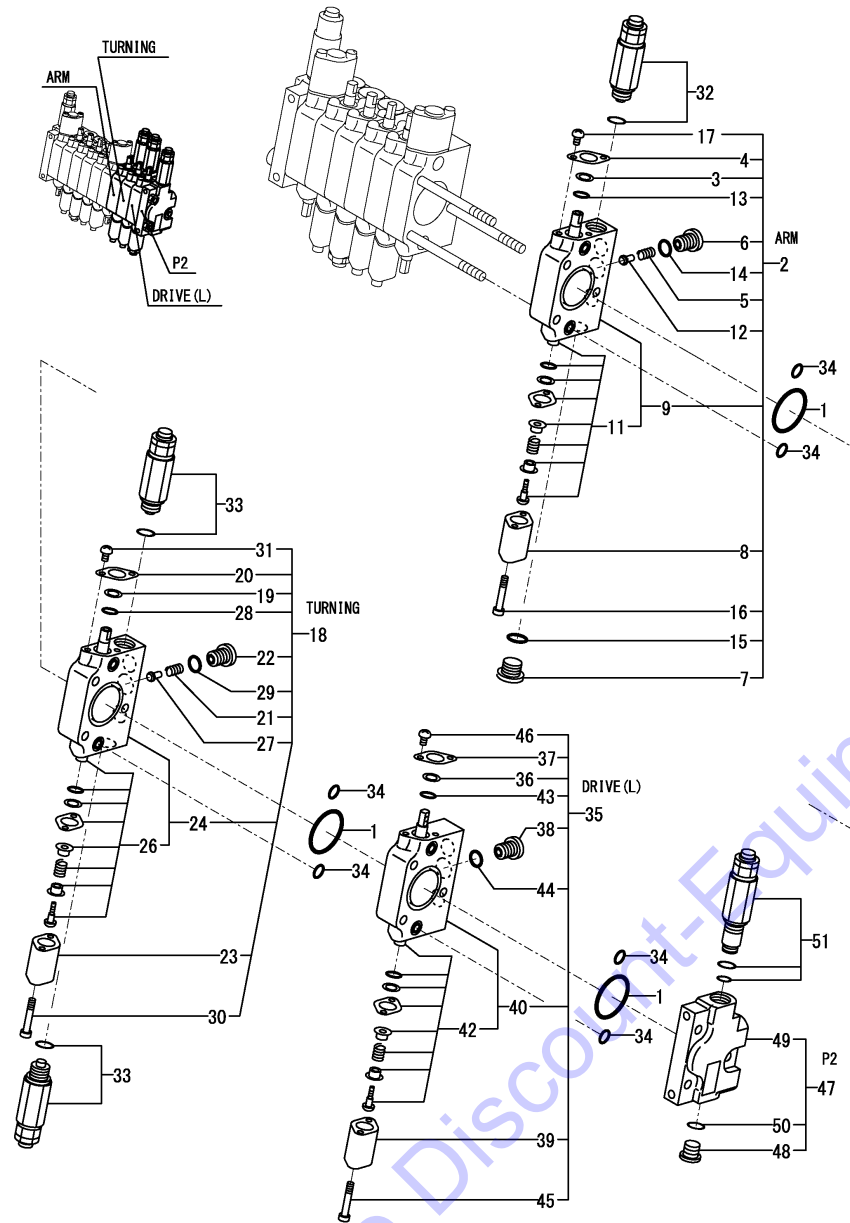
No.	Lev.	Parts No.	Description	Q'ty						I	R
				(A)	(B)	(C)	(D)	(E)	(F)		
57	4	172446-74620	SPOOL ASSY,PTO	1	1		1	1	1		
58	3	172137-74520	VALVE, CHECK	1	1		1	1	1		
59	3	24311-240100	O-RING, 1AP10A	1	1		1	1	1		
60	3	24315-000110	O-RING, 1BP11.0	1	1		1	1	1		
61	3	26557-050102	SCREW, M5X10	2	2		2	2	2		
62	2	24315-000040	O-RING, 1BP4.0	1	1		1	1	1		

Remarks  
 \* Control valve assy is shown in Fig.47.

Fig.49. CONTROL VALVE(3/3)(VARIABLE LEG : LINK TYPE)

(A)=SV08-1A(US)  
 (B)=SV08-1A(AS)  
 (C)=SV08-1A(KR)

(D)=SV08-1A(NZ)  
 (E)=SV08-1A(SA)  
 (F)=SV08-1A(HK)



No.	Lev.	Parts No.	Description	Q'ty						I	R
				(A)	(B)	(C)	(D)	(E)	(F)		
1	2	172157-70710	O-RING	3	3		3	3	3		
2	2	172446-74190	SECTION ASSY, ARM	1	1		1	1	1		
3	3	172157-70630	BAC UP RING	1	1		1	1	1		
4	3	172157-70640	PLATE, O-RING	1	1		1	1	1		
5	3	172157-70690	SPRING, VALVE	1	1		1	1	1		
6	3	172157-70700	STAY, VALVE	1	1		1	1	1		
7	3	172157-70720	PLUG PF3/8	1	1		1	1	1		
8	3	172157-70820	CAP, SPRING	1	1		1	1	1		
9	3	172446-74470	SECTION, ARM	1	1		1	1	1		
11	4	172446-74380	SPOOL ASSY, ARM	1	1		1	1	1		
12	3	172137-74520	VALVE, CHECK	1	1		1	1	1		
13	3	24311-240100	O-RING, 1AP10A	1	1		1	1	1		
14	3	24315-000110	O-RING, 1BP11.0	1	1		1	1	1		
15	3	24315-000140	O-RING, 1BP14.0	1	1		1	1	1		
16	3	26450-050452	BOLT, M5X 45	2	2		2	2	2		
17	3	26557-050102	SCREW, M5X10	2	2		2	2	2		
18	2	172446-74200	SECTION ASSY	1	1		1	1	1		
19	3	172157-70630	BAC UP RING	1	1		1	1	1		
20	3	172157-70640	PLATE, O-RING	1	1		1	1	1		
21	3	172157-70690	SPRING, VALVE	1	1		1	1	1		
22	3	172157-70700	STAY, VALVE	1	1		1	1	1		
23	3	172157-70820	CAP, SPRING	1	1		1	1	1		
24	3	172446-74480	SECTION ASSY	1	1		1	1	1		
26	4	172446-74400	SPOOL ASSY, SWING	1	1		1	1	1		
27	3	172137-74520	VALVE, CHECK	1	1		1	1	1		
28	3	24311-240100	O-RING, 1AP10A	1	1		1	1	1		
29	3	24315-000110	O-RING, 1BP11.0	1	1		1	1	1		
30	3	26450-050452	BOLT, M5X 45	2	2		2	2	2		
31	3	26557-050102	SCREW, M5X10	2	2		2	2	2		
32	2	172446-74230	VALVE ASSY, RELIEF 2	1	1		1	1	1		
33	2	172446-74240	VALVE ASSY, RELIEF 7	2	2		2	2	2		
34	2	24315-000100	O-RING, 1BP10.0	6	6		6	6	6		
35	2	172446-74160	SECTION ASSY, TRAVEL	1	1		1	1	1		
36	3	172157-70630	BAC UP RING	1	1		1	1	1		
37	3	172157-70640	PLATE, O-RING	1	1		1	1	1		
38	3	172157-70700	STAY, VALVE	1	1		1	1	1		
39	3	172157-70820	CAP, SPRING	1	1		1	1	1		
40	3	172446-74440	SECTION ASSY, TRAVEL	1	1		1	1	1		
42	4	172446-74320	SPOOL ASSY, TRAVEL	1	1		1	1	1		
43	3	24311-240100	O-RING, 1AP10A	1	1		1	1	1		
44	3	24315-000110	O-RING, 1BP11.0	1	1		1	1	1		
45	3	26450-050452	BOLT, M5X 45	2	2		2	2	2		
46	3	26557-050102	SCREW, M5X10	2	2		2	2	2		
47	2	172447-74200	SECTION ASSY	1	1		1	1	1		
48	3	172183-74350	PLUG	1	1		1	1	1		
49	3	172447-74380	SECTION	1	1		1	1	1		
50	3	24315-000110	O-RING, 1BP11.0	1	1		1	1	1		
51	2	172A29-74350	MAIN RELIEF VALVE	1	1		1	1	1		

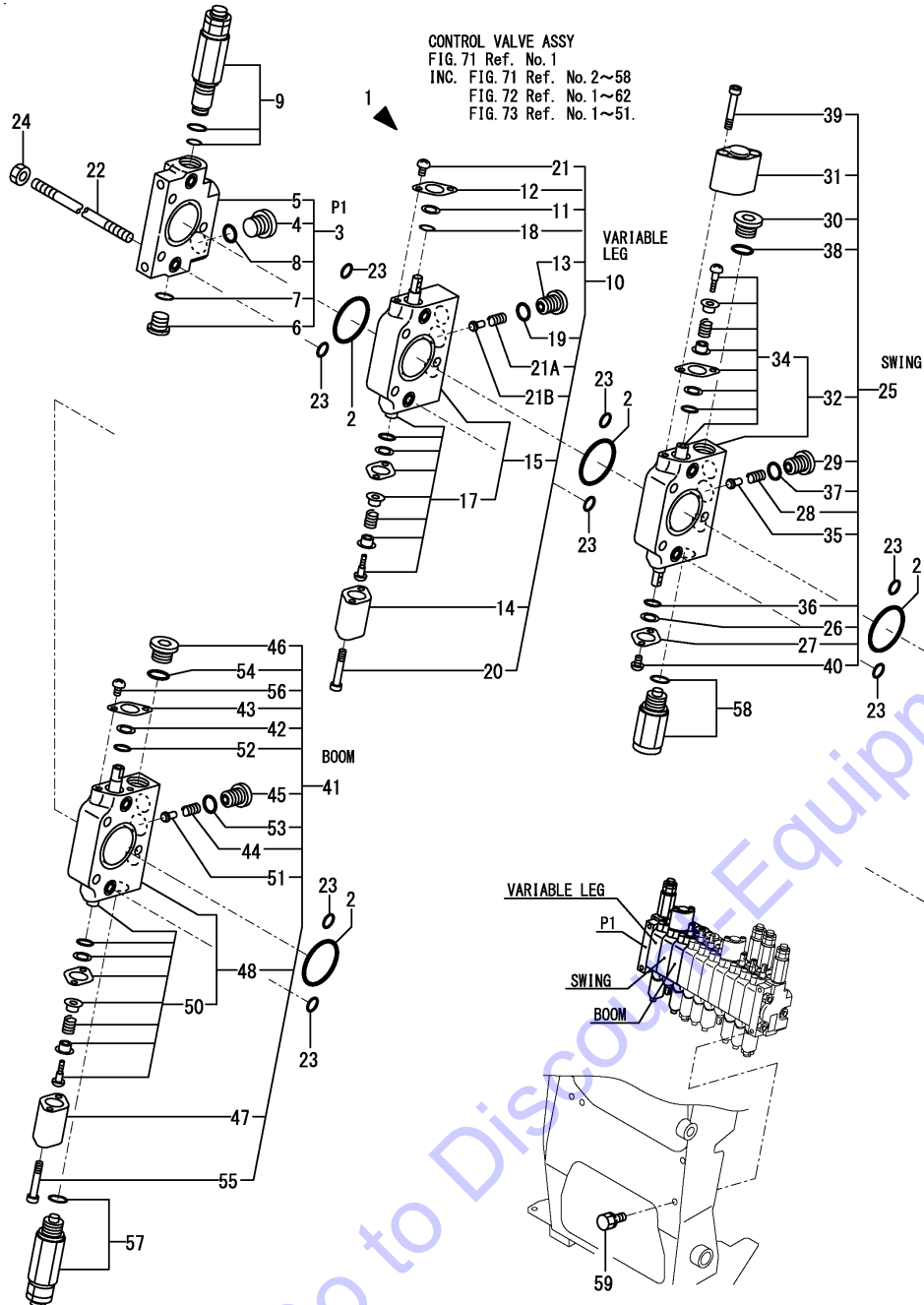
Remarks

\* Control valve assy is shown in Fig.47.

N:Old  $\frac{Yes}{No}$  New, Q:Old  $\frac{No}{Yes}$  New, R:Old  $\frac{Yes}{No}$  New, S:Old  $\frac{No}{Yes}$  New, W:Add, Z:Discontinued, F:Interchangeable by set, K:Q'ty Change



Fig.71. (49A)CONTROL VALVE(1/3)(VARIABLE LEG : SLIDE TYPE)(KR)



(A)=SV08-1A(US)  
 (B)=SV08-1A(AS)  
 (C)=SV08-1A(KR)

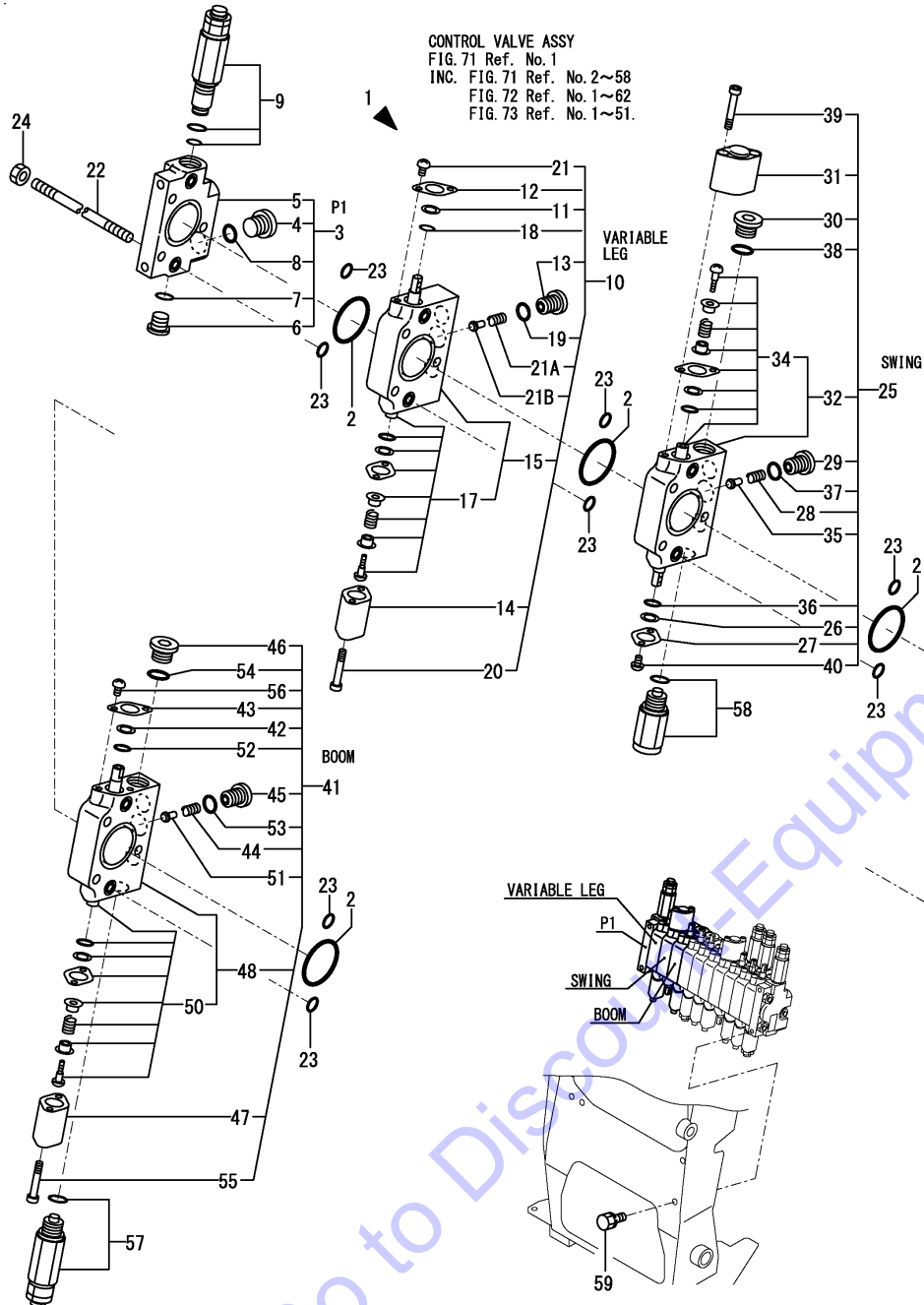
(D)=SV08-1A(NZ)  
 (E)=SV08-1A(SA)  
 (F)=SV08-1A(HK)

No.	Lev.	Parts No.	Description	Q'ty						I	R
				(A)	(B)	(C)	(D)	(E)	(F)		
1	1	172A29-74220	CONTROL VALVE,SUS			1					
2	2	172157-70710	O-RING			4					
3	2	172446-74120	SECTION ASSY			1					
4	3	172157-70720	PLUG PF3/8			1					
5	3	172447-74250	SECTION			1					
6	3	172183-74350	PLUG			1					
7	3	24315-000110	O-RING, 1BP11.0			1					
8	3	24315-000140	O-RING, 1BP14.0			1					
9	2	172A29-74350	MAIN RELIEF VALVE			1					
10	2	172A29-74410	SECTION ASSY, OPTION			1					
11	3	172157-70630	BAC UP RING			1					
12	3	172157-70640	PLATE, O-RING			1					
13	3	172157-70700	STAY, VALVE			1					
14	3	172157-70820	CAP, SPRING			1					
15	3	172A29-74600	SECTION,OPTION			1					
17	4	172A29-74610	SPOOL ASSY, OPTION			1					
18	3	24311-240100	O-RING, 1AP10A			1					
19	3	24315-000110	O-RING, 1BP11.0			1					
20	3	26450-050452	BOLT, M5X 45			2					
21	3	26557-050102	SCREW, M5X10			2					
21A	3	172157-70690	SPRING, VALVE			1					
21B	3	172137-74520	VALVE, CHECK			1					
22	2	172446-74560	BOLT			3					
23	2	24315-000100	O-RING, 1BP10.0			8					
24	2	26716-080002	NUT, M8			6					
25	2	172446-74130	SECTION ASSY, SWING			1					
26	3	172157-70630	BAC UP RING			1					
27	3	172157-70640	PLATE, O-RING			1					
28	3	172157-70690	SPRING, VALVE			1					
29	3	172157-70700	STAY, VALVE			1					
30	3	172157-70720	PLUG PF3/8			1					
31	3	172157-70820	CAP, SPRING			1					
32	3	172446-74410	SECTION, SWING			1					
34	4	172446-74260	SPOOL ASSY, SWING			1					
35	3	172137-74520	VALVE, CHECK			1					
36	3	24311-240100	O-RING, 1AP10A			1					
37	3	24315-000110	O-RING, 1BP11.0			1					
38	3	24315-000140	O-RING, 1BP14.0			1					
39	3	26450-050452	BOLT, M5X 45			2					
40	3	26557-050102	SCREW, M5X10			2					
41	2	172446-74140	SECTION ASSY, BOOM			1					
42	3	172157-70630	BAC UP RING			1					
43	3	172157-70640	PLATE, O-RING			1					
44	3	172157-70690	SPRING, VALVE			1					
45	3	172157-70700	STAY, VALVE			1					
46	3	172157-70720	PLUG PF3/8			1					
47	3	172157-70820	CAP, SPRING			1					
48	3	172446-74420	SECTION, BOOM			1					
50	4	172446-74280	SPOOL ASSY, BOOM			1					
51	3	172137-74520	VALVE, CHECK			1					
52	3	24311-240100	O-RING, 1AP10A			1					

Fig.71. (49A)CONTROL VALVE(1/3)(VARIABLE LEG : SLIDE TYPE)(KR)

(A)=SV08-1A(US)  
 (B)=SV08-1A(AS)  
 (C)=SV08-1A(KR)

(D)=SV08-1A(NZ)  
 (E)=SV08-1A(SA)  
 (F)=SV08-1A(HK)

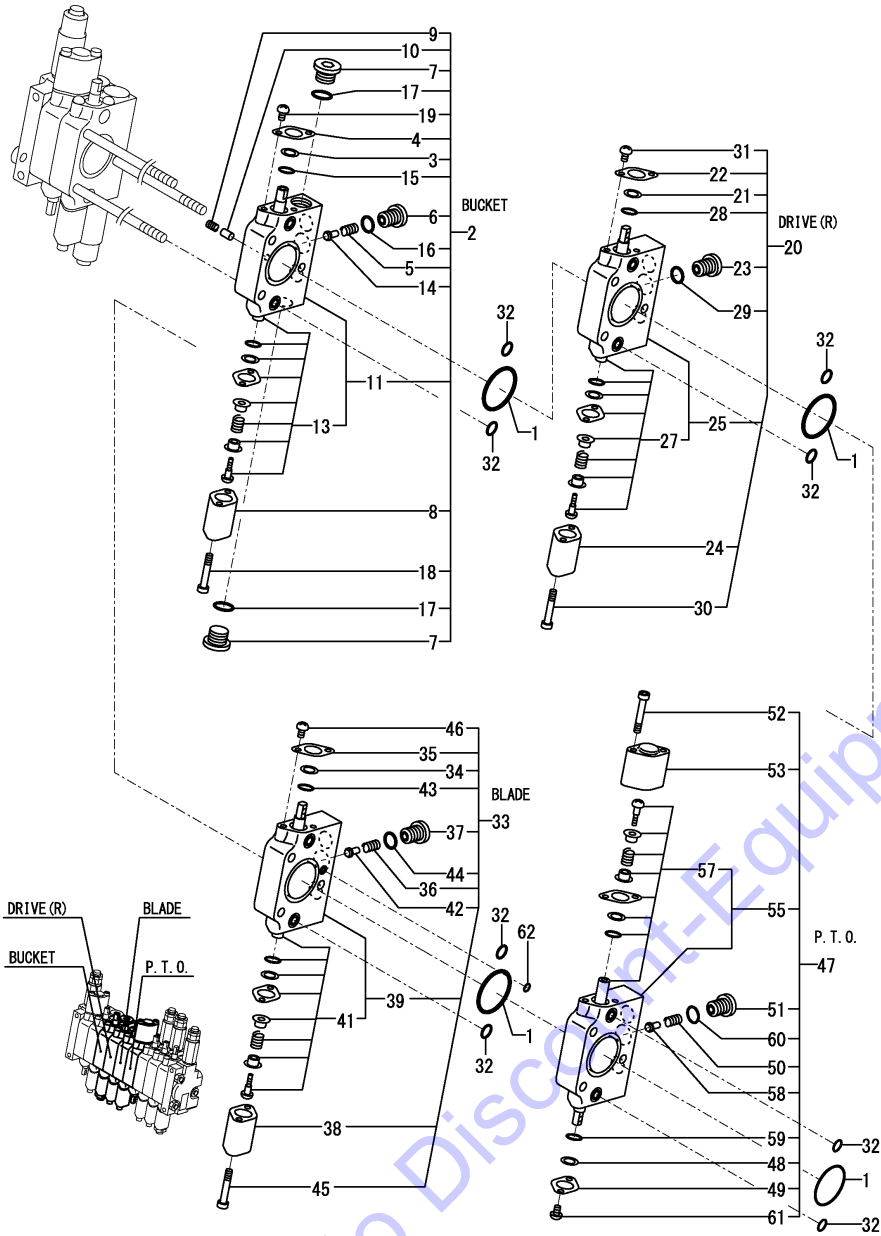


No.	Lev.	Parts No.	Description	Q'ty						I	R
				(A)	(B)	(C)	(D)	(E)	(F)		
53	3	24315-000110	O-RING, 1BP11.0			1					
54	3	24315-000140	O-RING, 1BP14.0			1					
55	3	26450-050452	BOLT, M5X 45			2					
56	3	26557-050102	SCREW, M5X10			2					
57	2	172446-74230	VALVE ASSY, RELIEF 2			1					
58	2	172A29-74360	ANTI-CAVITATION ASSY			1					
59	1	26013-080162	BOLT, M8X 16			3					

Fig.72. (49B)CONTROL VALVE(2/3)(VARIABLE LEG : SLIDE TYPE)(KR)

(A)=SV08-1A(US)  
(B)=SV08-1A(AS)  
(C)=SV08-1A(KR)

(D)=SV08-1A(NZ)  
(E)=SV08-1A(SA)  
(F)=SV08-1A(HK)



No.	Lev.	Parts No.	Description	Q'ty						I	R
				(A)	(B)	(C)	(D)	(E)	(F)		
1	2	172157-70710	O-RING			4					
2	2	172446-74150	SECTION ASSY, BUCKET			1					
3	3	172157-70630	BAC UP RING			1					
4	3	172157-70640	PLATE, O-RING			1					
5	3	172157-70690	SPRING, VALVE			1					
6	3	172157-70700	STAY, VALVE			1					
7	3	172157-70720	PLUG PF3/8			2					
8	3	172157-70820	CAP, SPRING			1					
9	3	172447-74300	SPRING, VALVE			1					
10	3	172447-74310	VALVE, CHECK			1					
11	3	172446-74430	SECTION, BUCKET			1					
13	4	172446-74300	SPOOL ASSY, BUCKET			1					
14	3	172137-74520	VALVE, CHECK			1					
15	3	24311-240100	O-RING, 1AP10A			1					
16	3	24315-000110	O-RING, 1BP11.0			1					
17	3	24315-000140	O-RING, 1BP14.0			2					
18	3	26450-050452	BOLT, M5X 45			2					
19	3	26557-050102	SCREW, M5X10			2					
20	2	172446-74160	SECTION ASSY, TRAVEL			1					
21	3	172157-70630	BAC UP RING			1					
22	3	172157-70640	PLATE, O-RING			1					
23	3	172157-70700	STAY, VALVE			1					
24	3	172157-70820	CAP, SPRING			1					
25	3	172446-74440	SECTION ASSY, TRAVEL			1					
27	4	172446-74320	SPOOL ASSY, TRAVEL			1					
28	3	24311-240100	O-RING, 1AP10A			1					
29	3	24315-000110	O-RING, 1BP11.0			1					
30	3	26450-050452	BOLT, M5X 45			2					
31	3	26557-050102	SCREW, M5X10			2					
32	2	24315-000100	O-RING, 1BP10.0			8					
33	2	172446-74170	SECTION ASSY, BLADE			1					
34	3	172157-70630	BAC UP RING			1					
35	3	172157-70640	PLATE, O-RING			1					
36	3	172157-70690	SPRING, VALVE			1					
37	3	172157-70700	STAY, VALVE			1					
38	3	172157-70820	CAP, SPRING			1					
39	3	172446-74450	SECTION ASSY, BLADE			1					
41	4	172446-74340	SPOOL ASSY, BLADE			1					
42	3	172137-74520	VALVE, CHECK			1					
43	3	24311-240100	O-RING, 1AP10A			1					
44	3	24315-000110	O-RING, 1BP11.0			1					
45	3	26450-050452	BOLT, M5X 45			2					
46	3	26557-050102	SCREW, M5X10			2					
47	2	172446-74600	SECTION ASSY, PTO			1					
48	3	172157-70630	BAC UP RING			1					
49	3	172157-70640	PLATE, O-RING			1					
50	3	172157-70690	SPRING, VALVE			1					
51	3	172157-70700	STAY, VALVE			1					
52	3	26450-050452	BOLT, M5X 45			2					
53	3	172157-70820	CAP, SPRING			1					
55	3	172446-74630	SECTION ASSY, PTO			1					

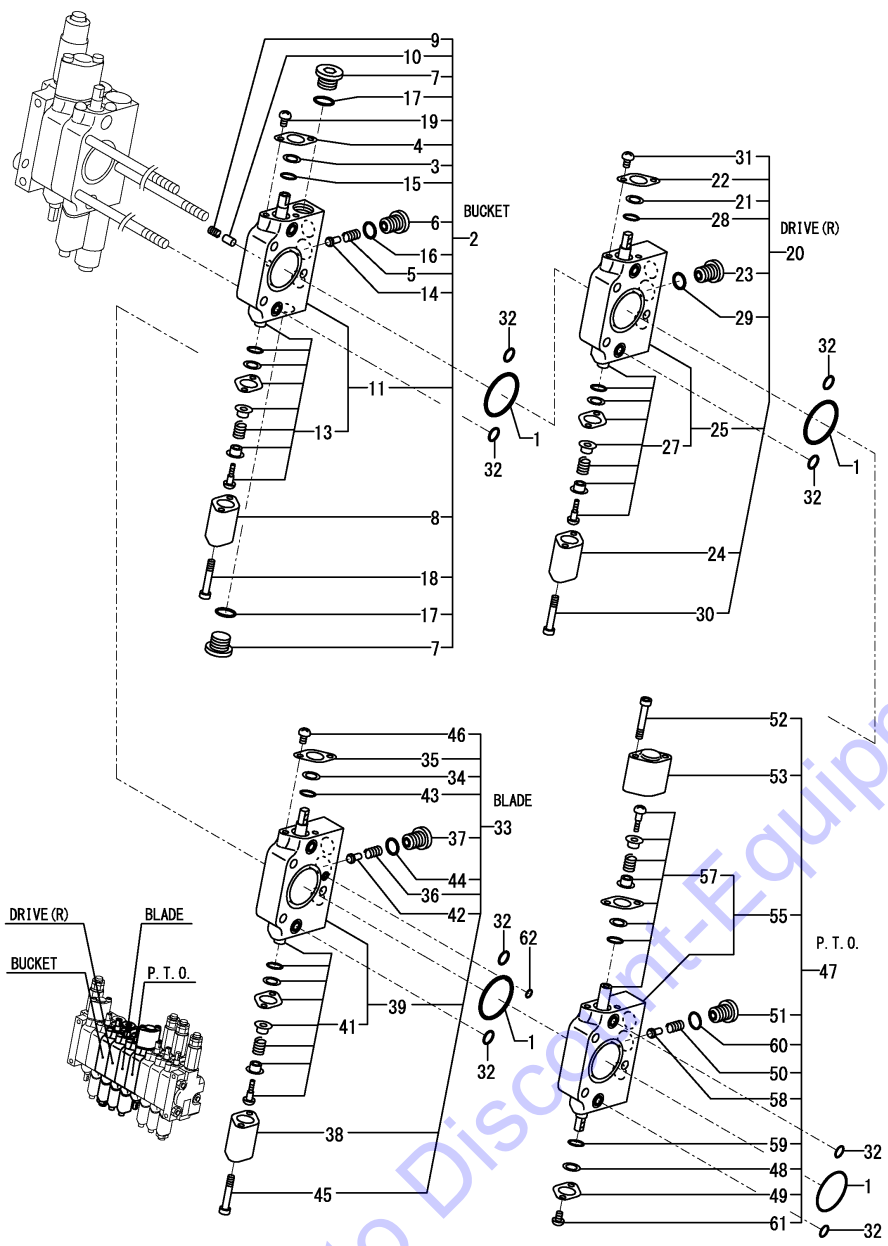
Remarks

\* Control valve assy is shown in Fig.71.

Fig.72. (49B)CONTROL VALVE(2/3)(VARIABLE LEG : SLIDE TYPE)(KR)

(A)=SV08-1A(US)  
 (B)=SV08-1A(AS)  
 (C)=SV08-1A(KR)

(D)=SV08-1A(NZ)  
 (E)=SV08-1A(SA)  
 (F)=SV08-1A(HK)



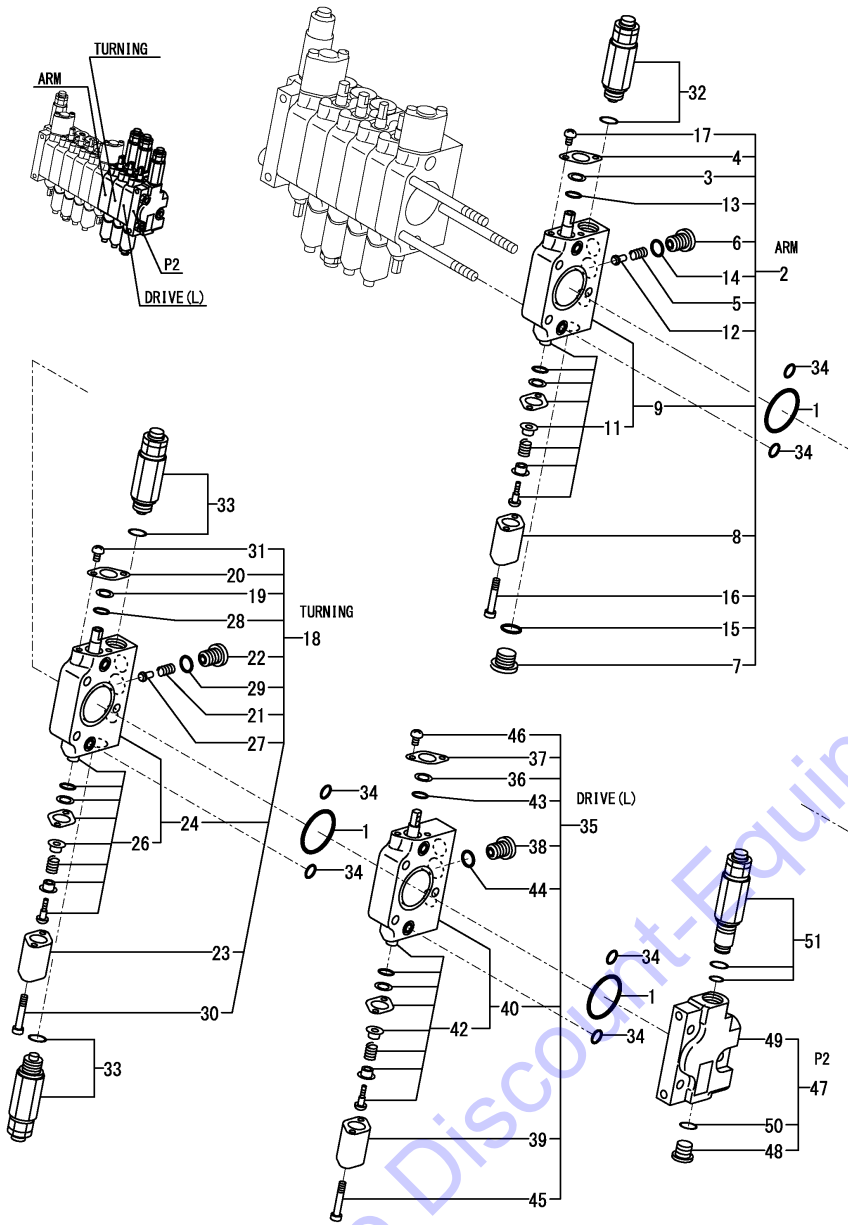
No.	Lev.	Parts No.	Description	Q'ty						I	R
				(A)	(B)	(C)	(D)	(E)	(F)		
57	4	172446-74620	SPOOL ASSY,PTO			1					
58	3	172137-74520	VALVE, CHECK			1					
59	3	24311-240100	O-RING, 1AP10A			1					
60	3	24315-000110	O-RING, 1BP11.0			1					
61	3	26557-050102	SCREW, M5X10			2					
62	2	24315-000040	O-RING, 1BP4.0			1					

Remarks  
 \* Control valve assy is shown in Fig.71.

Fig.73. (49C)CONTROL VALVE(3/3)(VARIABLE LEG : SLIDE TYPE)(KR)

(A)=SV08-1A(US)  
 (B)=SV08-1A(AS)  
 (C)=SV08-1A(KR)

(D)=SV08-1A(NZ)  
 (E)=SV08-1A(SA)  
 (F)=SV08-1A(HK)



No.	Lev.	Parts No.	Description	Q'ty						I	R
				(A)	(B)	(C)	(D)	(E)	(F)		
1	2	172157-70710	O-RING			3					
2	2	172446-74190	SECTION ASSY, ARM			1					
3	3	172157-70630	BAC UP RING			1					
4	3	172157-70640	PLATE, O-RING			1					
5	3	172157-70690	SPRING, VALVE			1					
6	3	172157-70700	STAY, VALVE			1					
7	3	172157-70720	PLUG PF3/8			1					
8	3	172157-70820	CAP, SPRING			1					
9	3	172446-74470	SECTION, ARM			1					
11	4	172446-74380	SPOOL ASSY, ARM			1					
12	3	172137-74520	VALVE, CHECK			1					
13	3	24311-240100	O-RING, 1AP10A			1					
14	3	24315-000110	O-RING, 1BP11.0			1					
15	3	24315-000140	O-RING, 1BP14.0			1					
16	3	26450-050452	BOLT, M5X 45			2					
17	3	26557-050102	SCREW, M5X10			2					
18	2	172446-74200	SECTION ASSY			1					
19	3	172157-70630	BAC UP RING			1					
20	3	172157-70640	PLATE, O-RING			1					
21	3	172157-70690	SPRING, VALVE			1					
22	3	172157-70700	STAY, VALVE			1					
23	3	172157-70820	CAP, SPRING			1					
24	3	172446-74480	SECTION ASSY			1					
26	4	172446-74400	SPOOL ASSY, SWING			1					
27	3	172137-74520	VALVE, CHECK			1					
28	3	24311-240100	O-RING, 1AP10A			1					
29	3	24315-000110	O-RING, 1BP11.0			1					
30	3	26450-050452	BOLT, M5X 45			2					
31	3	26557-050102	SCREW, M5X10			2					
32	2	172446-74230	VALVE ASSY, RELIEF 2			1					
33	2	172446-74240	VALVE ASSY, RELIEF 7			2					
34	2	24315-000100	O-RING, 1BP10.0			6					
35	2	172446-74160	SECTION ASSY, TRAVEL			1					
36	3	172157-70630	BAC UP RING			1					
37	3	172157-70640	PLATE, O-RING			1					
38	3	172157-70700	STAY, VALVE			1					
39	3	172157-70820	CAP, SPRING			1					
40	3	172446-74440	SECTION ASSY, TRAVEL			1					
42	4	172446-74320	SPOOL ASSY, TRAVEL			1					
43	3	24311-240100	O-RING, 1AP10A			1					
44	3	24315-000110	O-RING, 1BP11.0			1					
45	3	26450-050452	BOLT, M5X 45			2					
46	3	26557-050102	SCREW, M5X10			2					
47	2	172447-74200	SECTION ASSY			1					
48	3	172183-74350	PLUG			1					
49	3	172447-74380	SECTION			1					
50	3	24315-000110	O-RING, 1BP11.0			1					
51	2	172A29-74350	MAIN RELIEF VALVE			1					

Remarks

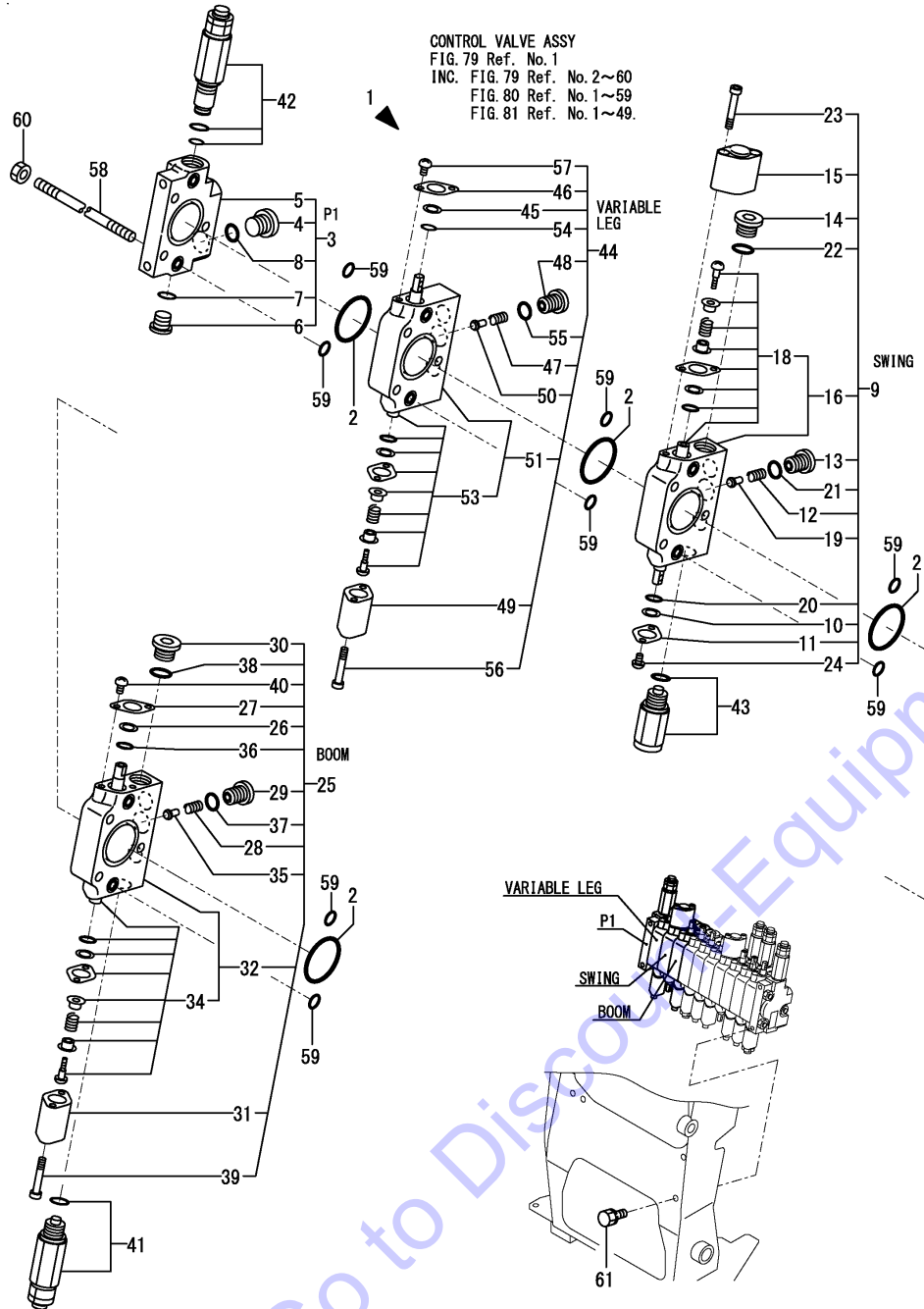
\* Control valve assy is shown in Fig.71.

N:Old  $\frac{Yes}{No}$  New, Q:Old  $\frac{No}{Yes}$  New, R:Old  $\frac{Yes}{No}$  New, S:Old  $\frac{No}{Yes}$  New, W:Add, Z:Discontinued, F:Interchangeable by set, K:Q'ty Change

Fig.79. (49D)CONTROL VALVE(1/3)(VARIABLE LEG : SLIDE TYPE)(AS, NZ)

(A)=SV08-1A(US)  
(B)=SV08-1A(AS)  
(C)=SV08-1A(KR)

(D)=SV08-1A(NZ)  
(E)=SV08-1A(SA)  
(F)=SV08-1A(HK)

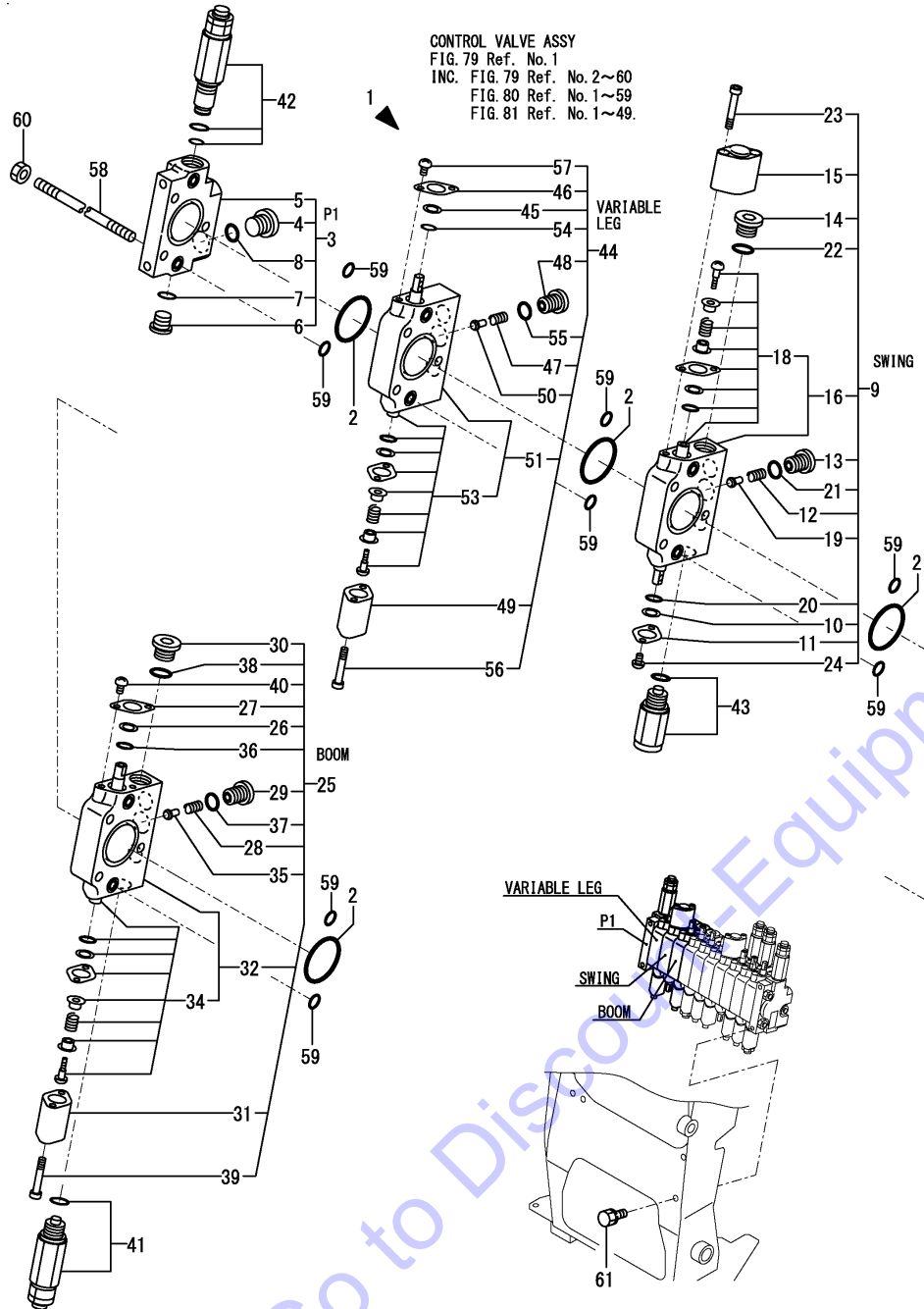


No.	Lev.	Parts No.	Description	Q'ty						I	R
				(A)	(B)	(C)	(D)	(E)	(F)		
1	1	172A29-74220	CONTROL VALVE,SUS		1		1				
2	2	172157-70710	O-RING		11		11				
3	2	172446-74120	SECTION ASSY		1		1				
4	3	172157-70720	PLUG PF3/8		1		1				
5	3	172447-74250	SECTION		1		1				
6	3	172183-74350	PLUG		1		1				
7	3	24315-000110	O-RING, 1BP11.0		1		1				
8	3	24315-000140	O-RING, 1BP14.0		1		1				
9	2	172446-74130	SECTION ASSY, SWING		1		1				
10	3	172157-70630	BAC UP RING		1		1				
11	3	172157-70640	PLATE, O-RING		1		1				
12	3	172157-70690	SPRING, VALVE		1		1				
13	3	172157-70700	STAY, VALVE		1		1				
14	3	172157-70720	PLUG PF3/8		1		1				
15	3	172157-70820	CAP, SPRING		1		1				
16	3	172446-74410	SECTION, SWING		1		1				
18	4	172446-74260	SPOOL ASSY, SWING		1		1				
19	3	172137-74520	VALVE, CHECK		1		1				
20	3	24311-240100	O-RING, 1AP10A		1		1				
21	3	24315-000110	O-RING, 1BP11.0		1		1				
22	3	24315-000140	O-RING, 1BP14.0		1		1				
23	3	26450-050452	BOLT, M5X 45		2		2				
24	3	26557-050102	SCREW, M5X10		2		2				
25	2	172446-74140	SECTION ASSY, BOOM		1		1				
26	3	172157-70630	BAC UP RING		1		1				
27	3	172157-70640	PLATE, O-RING		1		1				
28	3	172157-70690	SPRING, VALVE		1		1				
29	3	172157-70700	STAY, VALVE		1		1				
30	3	172157-70720	PLUG PF3/8		1		1				
31	3	172157-70820	CAP, SPRING		1		1				
32	3	172446-74420	SECTION, BOOM		1		1				
34	4	172446-74280	SPOOL ASSY, BOOM		1		1				
35	3	172137-74520	VALVE, CHECK		1		1				
36	3	24311-240100	O-RING, 1AP10A		1		1				
37	3	24315-000110	O-RING, 1BP11.0		1		1				
38	3	24315-000140	O-RING, 1BP14.0		1		1				
39	3	26450-050452	BOLT, M5X 45		2		2				
40	3	26557-050102	SCREW, M5X10		2		2				
41	2	172446-74230	VALVE ASSY, RELIEF 2		1		1				
42	2	172A29-74350	MAIN RELIEF VALVE		1		1				
43	2	172A29-74360	ANTI-CAVITATION ASSY		1		1				
44	2	172A29-74410	SECTION ASSY, OPTION		1		1				
45	3	172157-70630	BAC UP RING		1		1				
46	3	172157-70640	PLATE, O-RING		1		1				
47	3	172157-70690	SPRING, VALVE		1		1				
48	3	172157-70700	STAY, VALVE		1		1				
49	3	172157-70820	CAP, SPRING		1		1				
50	3	172137-74520	VALVE, CHECK		1		1				
51	3	172A29-74600	SECTION,OPTION		1		1				
53	4	172A29-74610	SPOOL ASSY, OPTION		1		1				
54	3	24311-240100	O-RING, 1AP10A		1		1				

Fig.79. (49D)CONTROL VALVE(1/3)(VARIABLE LEG : SLIDE TYPE)(AS, NZ)

(A)=SV08-1A(US)  
 (B)=SV08-1A(AS)  
 (C)=SV08-1A(KR)

(D)=SV08-1A(NZ)  
 (E)=SV08-1A(SA)  
 (F)=SV08-1A(HK)

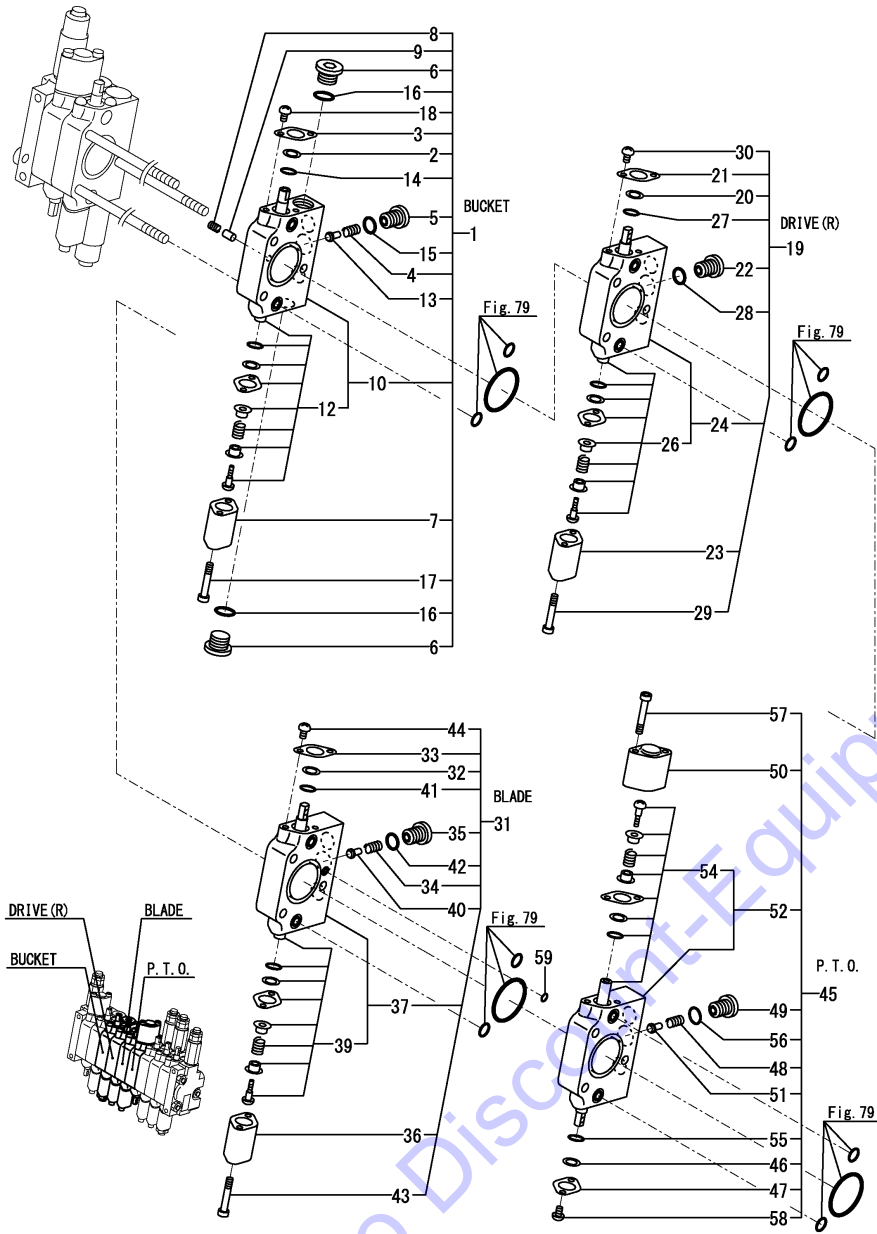


No.	Lev.	Parts No.	Description	Q'ty						I	R
				(A)	(B)	(C)	(D)	(E)	(F)		
55	3	24315-000110	O-RING, 1BP11.0		1		1				
56	3	26450-050452	BOLT, M5X 45		2		2				
57	3	26557-050102	SCREW, M5X10		2		2				
58	2	172446-74560	BOLT		3		3				
59	2	24315-000100	O-RING, 1BP10.0		22		22				
60	2	26716-080002	NUT, M8		6		6				
61	1	26013-080202	BOLT, M8X 20		3		3				

Fig.80. (49E)CONTROL VALVE(2/3)(VARIABLE LEG : SLIDE TYPE)(AS, NZ)

(A)=SV08-1A(US)  
 (B)=SV08-1A(AS)  
 (C)=SV08-1A(KR)

(D)=SV08-1A(NZ)  
 (E)=SV08-1A(SA)  
 (F)=SV08-1A(HK)



No.	Lev.	Parts No.	Description	Q'ty						I	R
				(A)	(B)	(C)	(D)	(E)	(F)		
1	2	172446-74150	SECTION ASSY, BUCKET	1	1						
2	3	172157-70630	BAC UP RING	1	1						
3	3	172157-70640	PLATE, O-RING	1	1						
4	3	172157-70690	SPRING, VALVE	1	1						
5	3	172157-70700	STAY, VALVE	1	1						
6	3	172157-70720	PLUG PF3/8	2	2						
7	3	172157-70820	CAP, SPRING	1	1						
8	3	172447-74300	SPRING, VALVE	1	1						
9	3	172447-74310	VALVE, CHECK	1	1						
10	3	172446-74430	SECTION, BUCKET	1	1						
12	4	172446-74300	SPOOL ASSY, BUCKET	1	1						
13	3	172137-74520	VALVE, CHECK	1	1						
14	3	24311-240100	O-RING, 1AP10A	1	1						
15	3	24315-000110	O-RING, 1BP11.0	1	1						
16	3	24315-000140	O-RING, 1BP14.0	2	2						
17	3	26450-050452	BOLT, M5X 45	2	2						
18	3	26557-050102	SCREW, M5X10	2	2						
19	2	172446-74160	SECTION ASSY, TRAVEL	1	1						
20	3	172157-70630	BAC UP RING	1	1						
21	3	172157-70640	PLATE, O-RING	1	1						
22	3	172157-70700	STAY, VALVE	1	1						
23	3	172157-70820	CAP, SPRING	1	1						
24	3	172446-74440	SECTION ASSY, TRAVEL	1	1						
26	4	172446-74320	SPOOL ASSY, TRAVEL	1	1						
27	3	24311-240100	O-RING, 1AP10A	1	1						
28	3	24315-000110	O-RING, 1BP11.0	1	1						
29	3	26450-050452	BOLT, M5X 45	2	2						
30	3	26557-050102	SCREW, M5X10	2	2						
31	2	172446-74170	SECTION ASSY, BLADE	1	1						
32	3	172157-70630	BAC UP RING	1	1						
33	3	172157-70640	PLATE, O-RING	1	1						
34	3	172157-70690	SPRING, VALVE	1	1						
35	3	172157-70700	STAY, VALVE	1	1						
36	3	172157-70820	CAP, SPRING	1	1						
37	3	172446-74450	SECTION ASSY, BLADE	1	1						
39	4	172446-74340	SPOOL ASSY, BLADE	1	1						
40	3	172137-74520	VALVE, CHECK	1	1						
41	3	24311-240100	O-RING, 1AP10A	1	1						
42	3	24315-000110	O-RING, 1BP11.0	1	1						
43	3	26450-050452	BOLT, M5X 45	2	2						
44	3	26557-050102	SCREW, M5X10	2	2						
45	2	172446-74600	SECTION ASSY, PTO	1	1						
46	3	172157-70630	BAC UP RING	1	1						
47	3	172157-70640	PLATE, O-RING	1	1						
48	3	172157-70690	SPRING, VALVE	1	1						
49	3	172157-70700	STAY, VALVE	1	1						
50	3	172157-70820	CAP, SPRING	1	1						
51	3	172137-74520	VALVE, CHECK	1	1						
52	3	172446-74630	SECTION ASSY, PTO	1	1						
54	4	172446-74620	SPOOL ASSY,PTO	1	1						
55	3	24311-240100	O-RING, 1AP10A	1	1						

Remarks

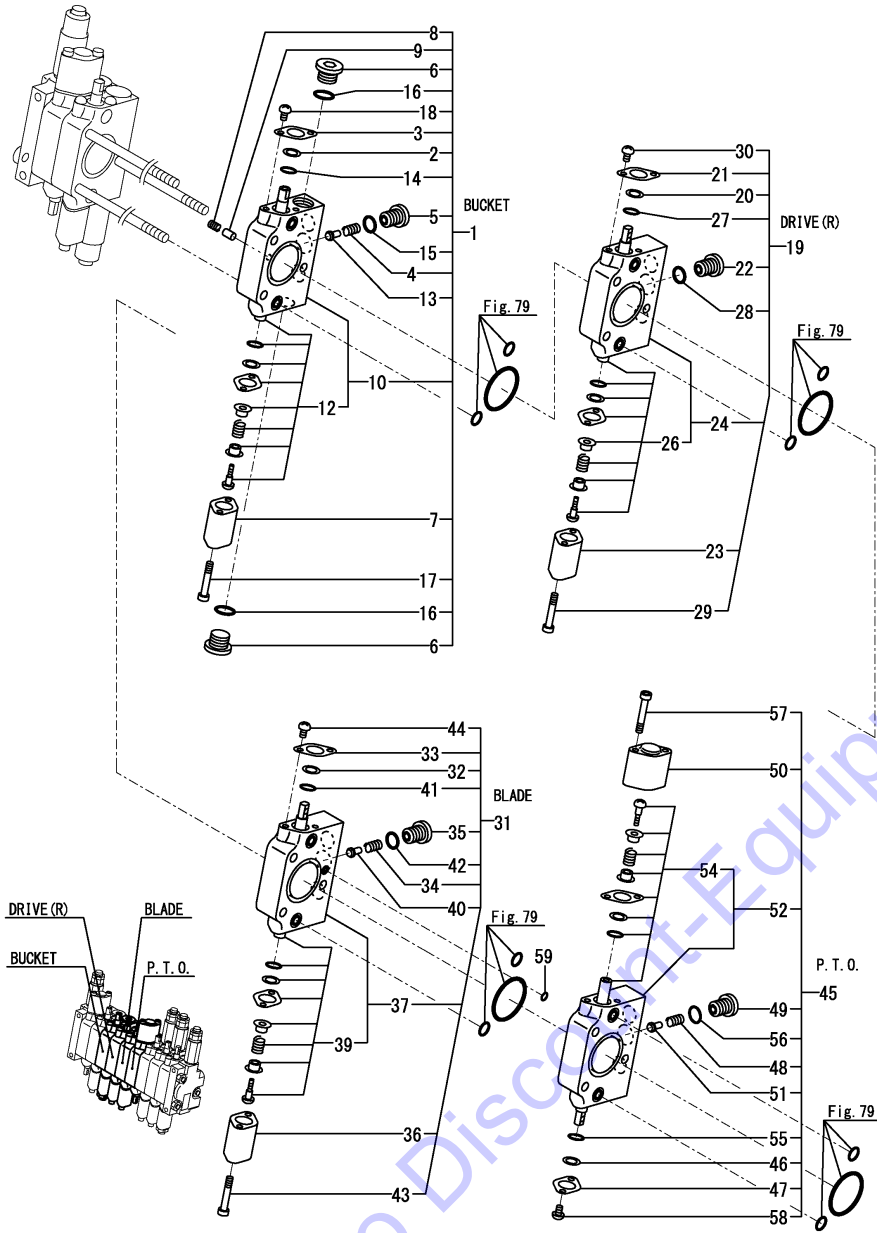
\* Control valve assy is shown in Fig.79.



Fig.80. (49E)CONTROL VALVE(2/3)(VARIABLE LEG : SLIDE TYPE)(AS, NZ)

(A)=SV08-1A(US)  
 (B)=SV08-1A(AS)  
 (C)=SV08-1A(KR)

(D)=SV08-1A(NZ)  
 (E)=SV08-1A(SA)  
 (F)=SV08-1A(HK)



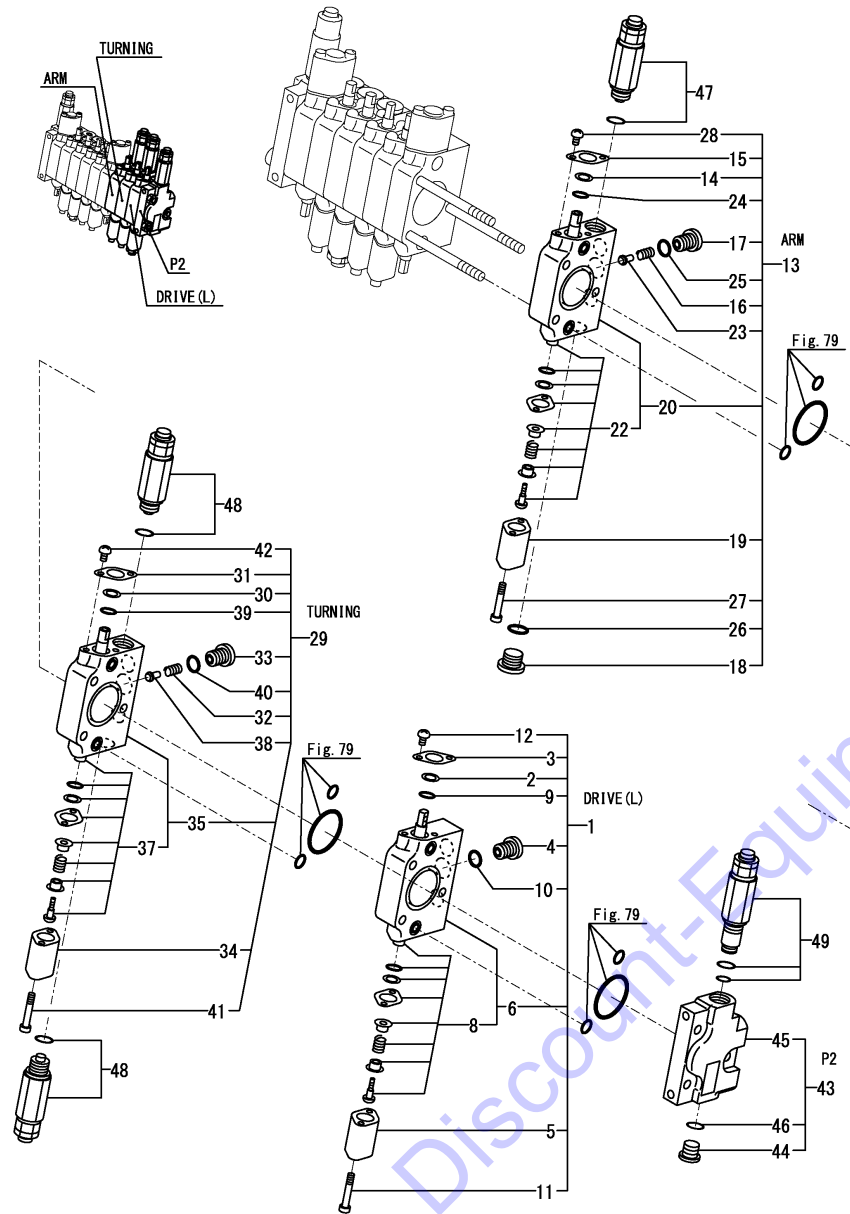
No.	Lev.	Parts No.	Description	Q'ty						I	R
				(A)	(B)	(C)	(D)	(E)	(F)		
56	3	24315-000110	O-RING, 1BP11.0		1		1				
57	3	26450-050452	BOLT, M5X 45		2		2				
58	3	26557-050102	SCREW, M5X10		2		2				
59	2	24315-000040	O-RING, 1BP4.0		1		1				

Remarks  
 \* Control valve assy is shown in Fig.79.

Fig.81. (49F)CONTROL VALVE(3/3)(VARIABLE LEG : SLIDE TYPE)(AS, NZ)

(A)=SV08-1A(US)  
 (B)=SV08-1A(AS)  
 (C)=SV08-1A(KR)

(D)=SV08-1A(NZ)  
 (E)=SV08-1A(SA)  
 (F)=SV08-1A(HK)



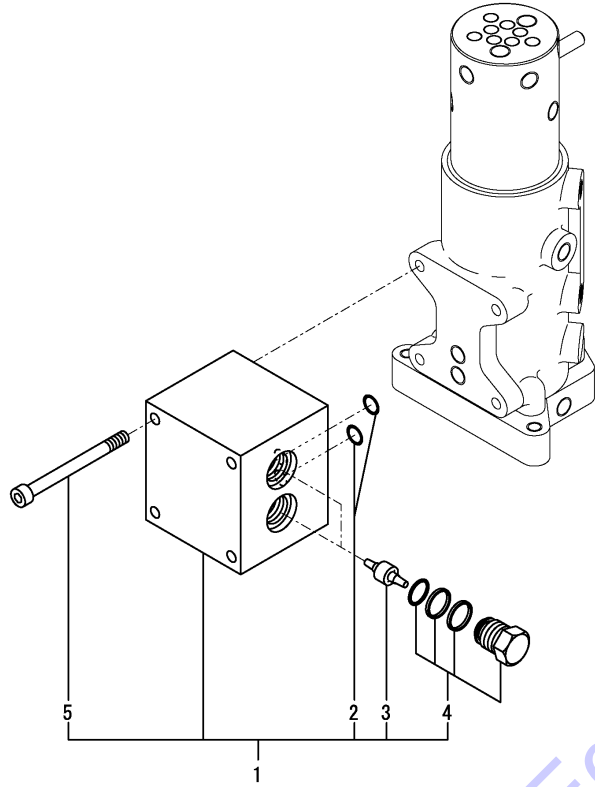
No.	Lev.	Parts No.	Description	Q'ty						I	R
				(A)	(B)	(C)	(D)	(E)	(F)		
1	2	172446-74160	SECTION ASSY, TRAVEL		1		1				
2	3	172157-70630	BAC UP RING		1		1				
3	3	172157-70640	PLATE, O-RING		1		1				
4	3	172157-70700	STAY, VALVE		1		1				
5	3	172157-70820	CAP, SPRING		1		1				
6	3	172446-74440	SECTION ASSY, TRAVEL		1		1				
8	4	172446-74320	SPOOL ASSY, TRAVEL		1		1				
9	3	24311-240100	O-RING, 1AP10A		1		1				
10	3	24315-000110	O-RING, 1BP11.0		1		1				
11	3	26450-050452	BOLT, M5X 45		2		2				
12	3	26557-050102	SCREW, M5X10		2		2				
13	2	172446-74190	SECTION ASSY, ARM		1		1				
14	3	172157-70630	BAC UP RING		1		1				
15	3	172157-70640	PLATE, O-RING		1		1				
16	3	172157-70690	SPRING, VALVE		1		1				
17	3	172157-70700	STAY, VALVE		1		1				
18	3	172157-70720	PLUG PF3/8		1		1				
19	3	172157-70820	CAP, SPRING		1		1				
20	3	172446-74470	SECTION, ARM		1		1				
22	4	172446-74380	SPOOL ASSY, ARM		1		1				
23	3	172137-74520	VALVE, CHECK		1		1				
24	3	24311-240100	O-RING, 1AP10A		1		1				
25	3	24315-000110	O-RING, 1BP11.0		1		1				
26	3	24315-000140	O-RING, 1BP14.0		1		1				
27	3	26450-050452	BOLT, M5X 45		2		2				
28	3	26557-050102	SCREW, M5X10		2		2				
29	2	172446-74200	SECTION ASSY		1		1				
30	3	172157-70630	BAC UP RING		1		1				
31	3	172157-70640	PLATE, O-RING		1		1				
32	3	172157-70690	SPRING, VALVE		1		1				
33	3	172157-70700	STAY, VALVE		1		1				
34	3	172157-70820	CAP, SPRING		1		1				
35	3	172446-74480	SECTION ASSY		1		1				
37	4	172446-74400	SPOOL ASSY, SWING		1		1				
38	3	172137-74520	VALVE, CHECK		1		1				
39	3	24311-240100	O-RING, 1AP10A		1		1				
40	3	24315-000110	O-RING, 1BP11.0		1		1				
41	3	26450-050452	BOLT, M5X 45		2		2				
42	3	26557-050102	SCREW, M5X10		2		2				
43	2	172447-74200	SECTION ASSY		1		1				
44	3	172183-74350	PLUG		1		1				
45	3	172447-74380	SECTION		1		1				
46	3	24315-000110	O-RING, 1BP11.0		1		1				
47	2	172446-74230	VALVE ASSY, RELIEF 2		1		1				
48	2	172446-74240	VALVE ASSY, RELIEF 7		2		2				
49	2	172A29-74350	MAIN RELIEF VALVE		1		1				

Remarks

\* Control valve assy is shown in Fig.79.

N:Old  $\frac{Yes}{No}$  New, Q:Old  $\frac{No}{Yes}$  New, R:Old  $\frac{Yes}{No}$  New, S:Old  $\frac{No}{Yes}$  New, W:Add, Z:Discontinued, F:Interchangeable by set, K:Q'ty Change

Fig.50. CHECK VALVE(VARIABLE LEG : LINK TYPE)



(A)=SV08-1A(US)  
 (B)=SV08-1A(AS)  
 (C)=SV08-1A(KR)

(D)=SV08-1A(NZ)  
 (E)=SV08-1A(SA)  
 (F)=SV08-1A(HK)

No.	Lev.	Parts No.	Description	Q'ty						I	R
				(A)	(B)	(C)	(D)	(E)	(F)		
1	1	172446-74500	VALVE ASSY, CHECK	1	1		1	1	1		
2	2	172179-73540	O-RING	2	2		2	2	2		
3	2	172446-74510	PISTON	2	2		2	2	2		
4	2	172446-74520	CHECK VALVE ASSY	4	4		4	4	4		
5	2	26450-080802	BOLT, M8X 80	4	4						
5-1	2	26450-080902	BOLT, M8X 90	4	4		4	4	4		N

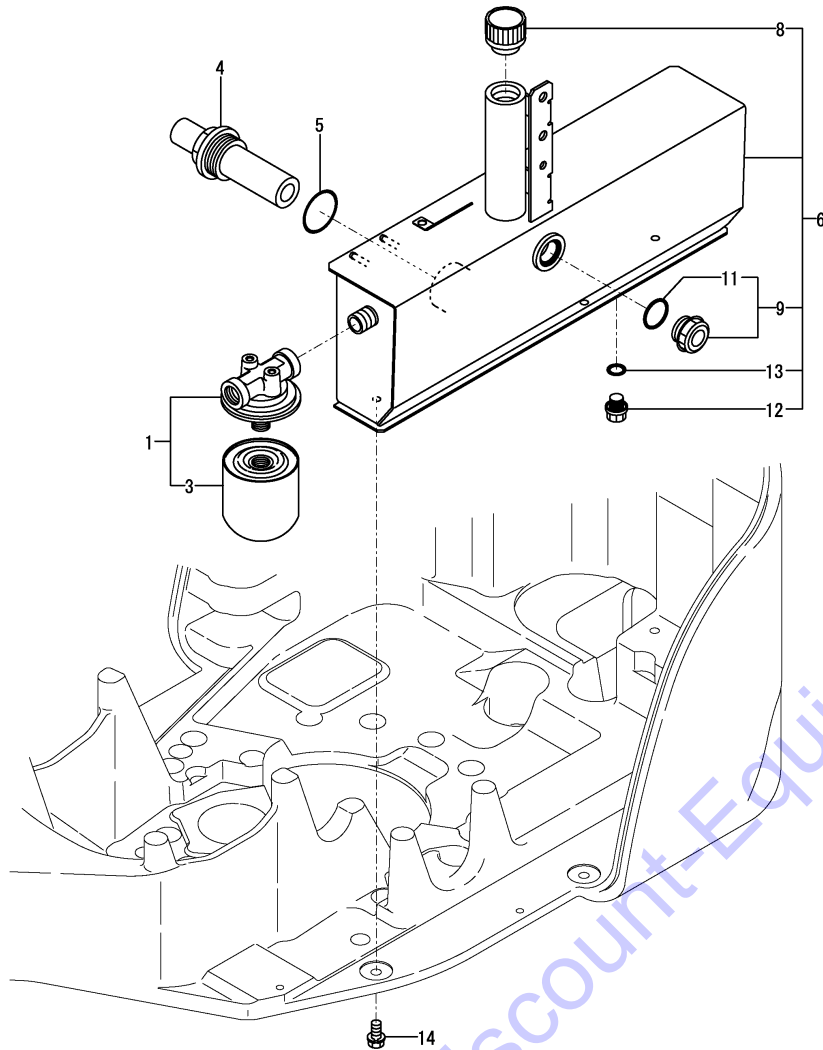
(A=\*2013.07.) (B=\*2013.07.)

Go to Discount-Equipment.com to order your parts

Fig.51. HYD. OIL TANK

(A)=SV08-1A(US)  
 (B)=SV08-1A(AS)  
 (C)=SV08-1A(KR)

(D)=SV08-1A(NZ)  
 (E)=SV08-1A(SA)  
 (F)=SV08-1A(HK)



No.	Lev.	Parts No.	Description	Q'ty						I	R
				(A)	(B)	(C)	(D)	(E)	(F)		
1	1	172156-73700	STRAINER, RETURN	1	1	1	1	1	1		
3	2	172156-73710	ELEMENT, FILTER	1	1	1	1	1	1		
4	1	172480-73700	FILTER,SUCTION	1	1	1	1	1	1		
5	1	24315-000440	O-RING 1B P-44.0	1	1	1	1	1	1		
6	1	772A20-75100	TANK ASSY, RESERVOIR	1	1	1	1	1	1		1
8	2	172446-75250	CAP, RESERVER	1	1	1	1	1	1		
9	2	172480-75350	GAUGE ASSY	1	1	1	1	1	1		
11	3	24311-350220	O-RING, 1AP22A	1	1	1	1	1	1		
12	2	23491-140002	PLUG, 14	1	1	1	1	1	1		
13	2	24311-000160	O-RING, 1AP16.0	1	1	1	1	1	1		
14	1	26013-100252	BOLT, M10X 25	3	3	3	3	3	3		
15	1	172437-03322	LABEL, RESERVOIR US	1	1	1	1	1	1		2

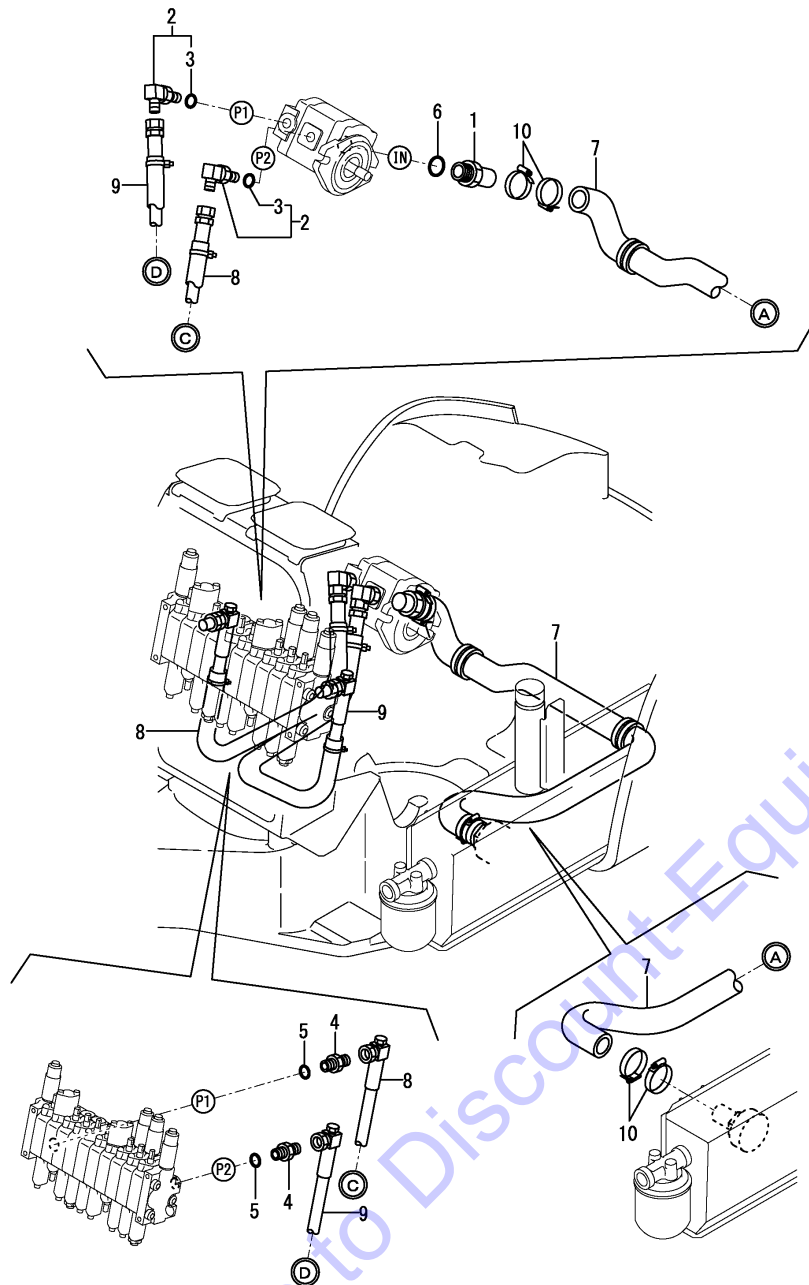
Remarks

- (1) Attach the No.15 label to this part.
- (2) Label is not illustrated.

Fig.52. TANK - PUMP - CONTROL VALVE

(A)=SV08-1A(US)  
 (B)=SV08-1A(AS)  
 (C)=SV08-1A(KR)

(D)=SV08-1A(NZ)  
 (E)=SV08-1A(SA)  
 (F)=SV08-1A(HK)

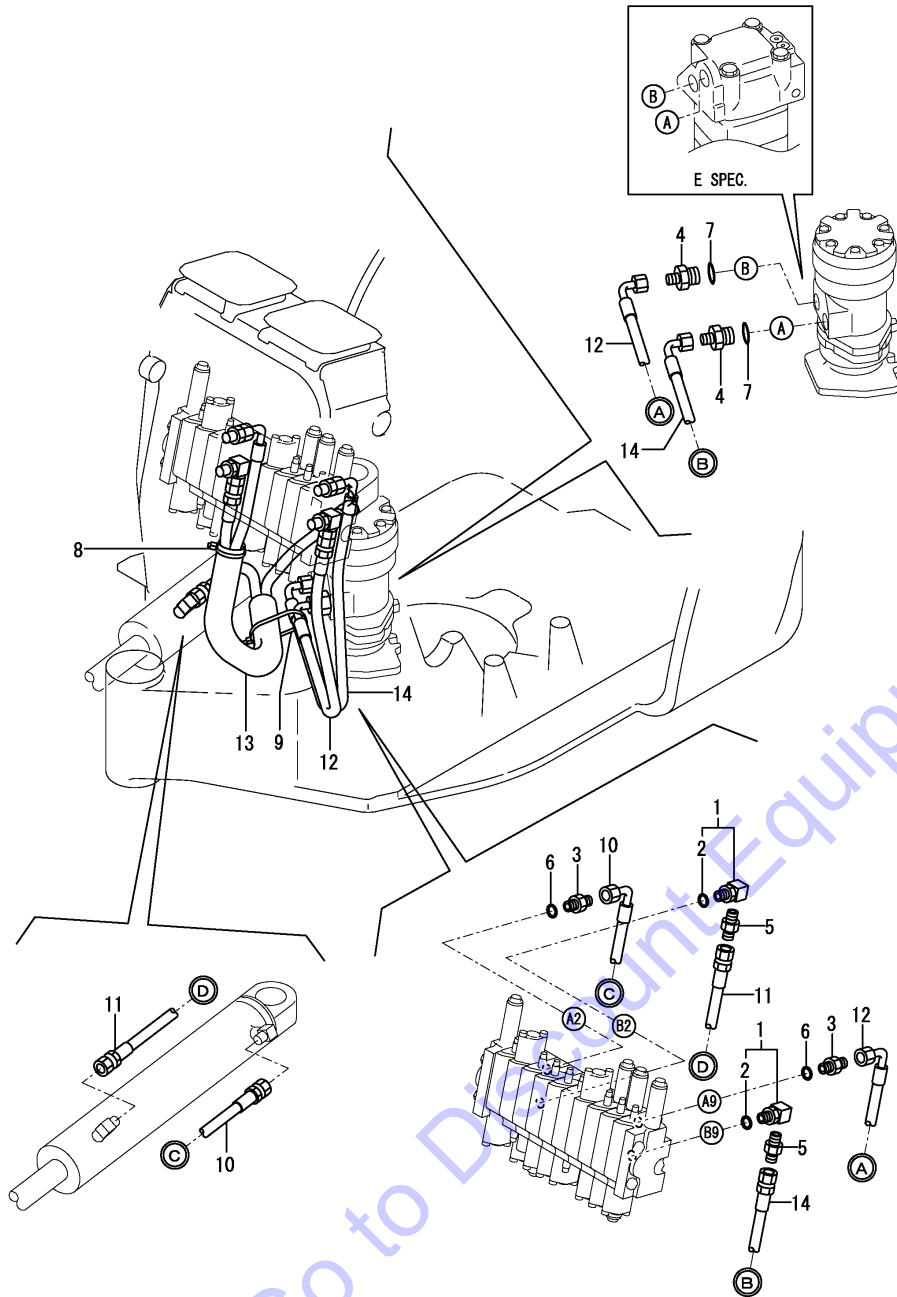


No.	Lev.	Parts No.	Description	Q'ty						I	R	
				(A)	(B)	(C)	(D)	(E)	(F)			
1	1	172142-76100	CONNECTOR, PF3/4	1	1	1	1	1	1			
2	1	172142-76181	JOINT ASSY	2	2	2	2	2	2			
3	2	24315-000140	O-RING, 1BP14.0	2	2	2	2	2	2			
4	1	172186-76410	ADAPTER	2	2	2	2	2	2			
5	1	24315-000140	O-RING, 1BP14.0	2	2	2						
5-1	1	41851-000140	O-RING	2	2	2	2	2	2	N		
(A=*2008.03.) (B=*2008.03.) (C=*2008.03.)												
6	1	24315-000240	O-RING, 1BP24.0	1	1	1						
6-1	1	41851-000240	O-RING	1	1	1	1	1	1	N		
(A=*2008.03.) (B=*2008.03.) (C=*2008.03.)												
7	1	172A20-78100	HOSE ASSY, SUCTION	1	1	1	1	1	1			
8	1	172446-78110	HOSE	1	1	1	1	1	1			
9	1	172A20-78120	HOSE	1	1	1	1	1	1			
10	1	23001-041000	CLAMP, HOSE 41	4	4	4	4	4	4			

Fig.53. CONTROL VALVE - TURNING MOTOR & SWING CYLINDER

(A)=SV08-1A(US)  
 (B)=SV08-1A(AS)  
 (C)=SV08-1A(KR)

(D)=SV08-1A(NZ)  
 (E)=SV08-1A(SA)  
 (F)=SV08-1A(HK)

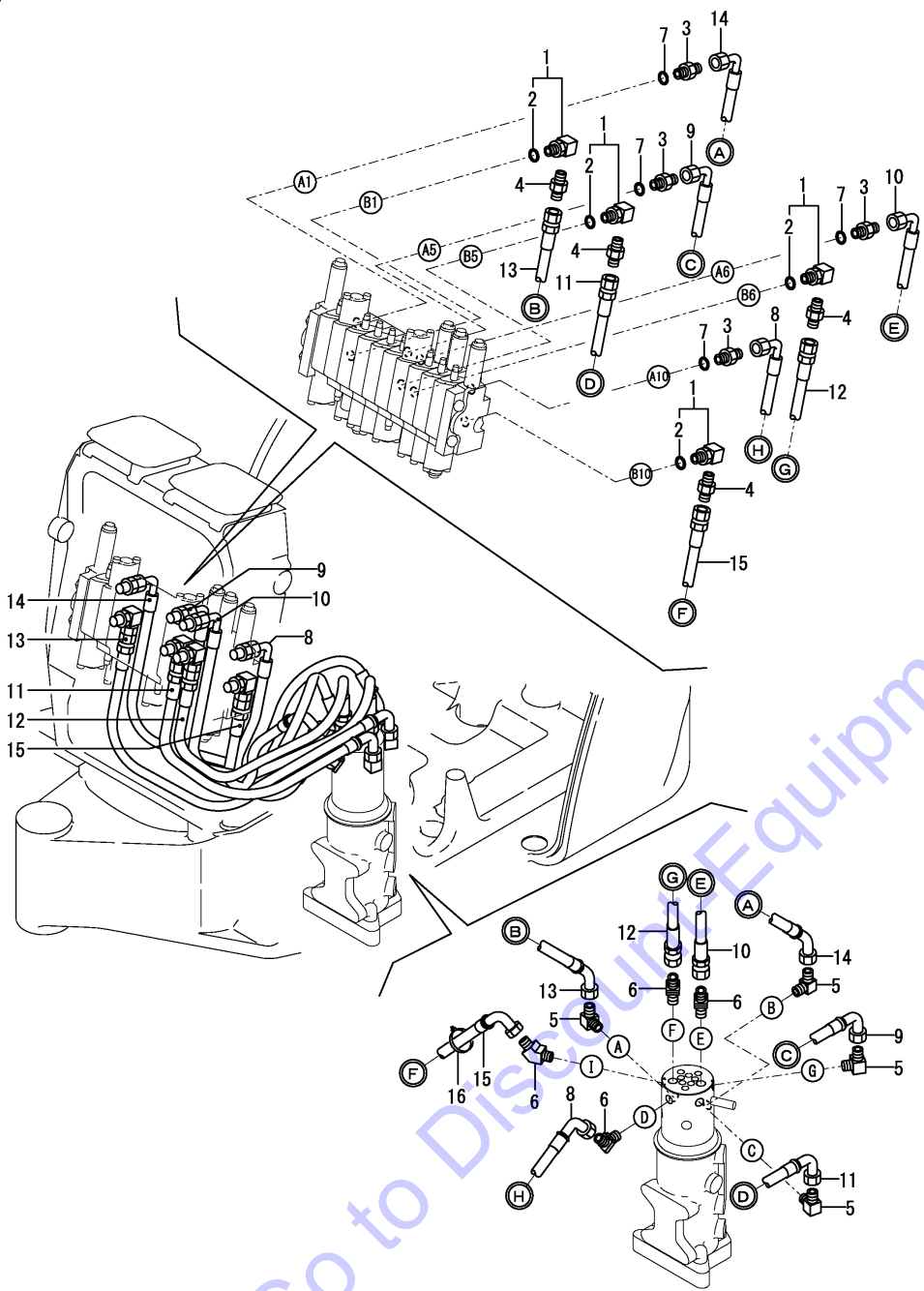


No.	Lev.	Parts No.	Description	Q'ty						I	R
				(A)	(B)	(C)	(D)	(E)	(F)		
1	1	172137-76100	ELBOW	2	2	2	2	2	2		
2	2	24315-000110	O-RING, 1BP11.0	2	2	2	2	2	2		
3	1	172123-76121	ADAPTER	2	2	2	2	2	2		
4	1	172423-76120	CONNECTOR, PF1/2X1/4	2	2	2	2	2	2		
5	1	23391-020000	JOINT, RGI-1/4	2	2	2	2	2	2		
6	1	24315-000110	O-RING, 1BP11.0	2	2	2					
6-1	1	41851-000110	O-RING	2	2	2	2	2	2		N
		(A=*2008.03.)									
		(B=*2008.03.)									
		(C=*2008.03.)									
7	1	24315-000180	O-RING, 1BP18.0	2	2	2					
7-1	1	41851-000180	O-RING	2	2	2	2	2	2		N
		(A=*2008.03.)									
		(B=*2008.03.)									
		(C=*2008.03.)									
8	1	1A1380-55310	CLAMP, WIRE	1	1	1	1	1	1		
9	1	194202-56460	BAND, 200	1	1	1	1	1	1		
10	1	172446-78140	HOSE	1	1	1	1	1	1		
11	1	172446-78150	HOSE	1	1	1	1	1	1		
12	1	172446-78290	HOSE	1	1	1	1	1	1		
13	1	172157-78640	COVER, HOSE	1	1	1	1	1	1		
14	1	172462-78800	HOSE	1	1	1	1	1	1		

Fig.54. CONTROL VALVE - SWIVEL JOINT(VARIABLE LEG : LINK TYPE)

(A)=SV08-1A(US)  
 (B)=SV08-1A(AS)  
 (C)=SV08-1A(KR)

(D)=SV08-1A(NZ)  
 (E)=SV08-1A(SA)  
 (F)=SV08-1A(HK)

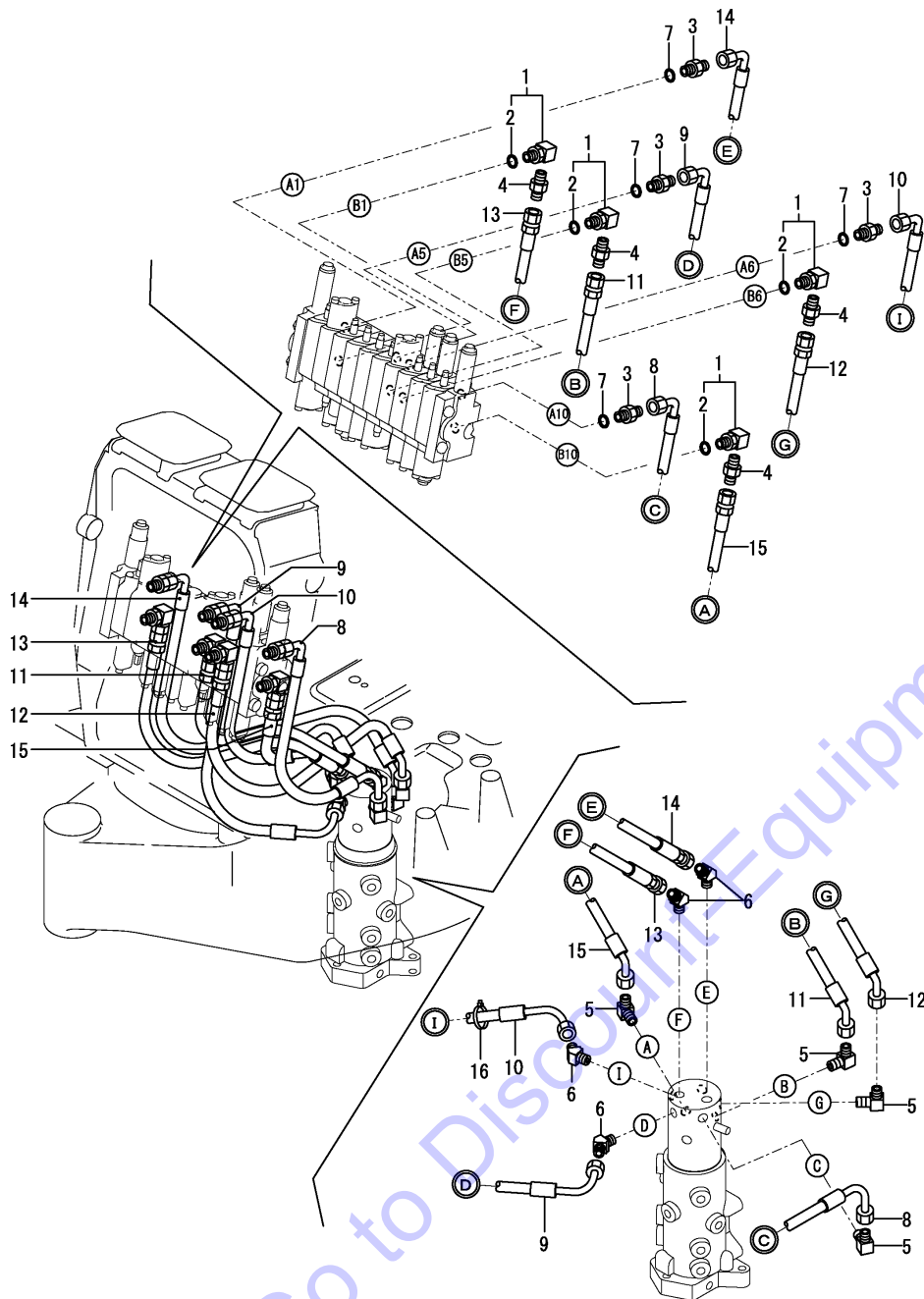


No.	Lev.	Parts No.	Description	Q'ty						I	R
				(A)	(B)	(C)	(D)	(E)	(F)		
1	1	172137-76100	ELBOW	4	4		4	4	4		
2	2	24315-000110	O-RING, 1BP11.0	4	4		4	4	4		
3	1	172123-76121	ADAPTER	4	4		4	4	4		
4	1	23391-020000	JOINT, RGI-1/4	4	4		4	4	4		
5	1	23393-020000	JOINT, 90RGI-1/4	4	4		4	4	4		
6	1	23394-020000	JOINT, 45RGI-1/4	4	4		4	4	4		
7	1	24315-000110	O-RING, 1BP11.0	4	4						
7-1	1	41851-000110	O-RING (A=*2008.03.) (B=*2008.03.)	4	4		4	4	4		N
8	1	172A29-78190	HOSE	1	1		1	1	1		
9	1	172A29-78150	HOSE	1	1		1	1	1		
10	1	172A29-78170	HOSE	1	1		1	1	1		
11	1	172A29-78160	HOSE	1	1		1	1	1		
12	1	172A29-78180	HOSE	1	1		1	1	1		
13	1	172A29-78140	HOSE	1	1		1	1	1		
14	1	172A29-78130	HOSE	1	1		1	1	1		
15	1	172A29-78170	HOSE	1	1		1	1	1		
16	1	194202-56460	BAND, 200	1	1		1	1	1		

Fig.55. CONTROL VALVE - SWIVEL JOINT(VARIABLE LEG : SLIDE TYPE)

(A)=SV08-1A(US)  
 (B)=SV08-1A(AS)  
 (C)=SV08-1A(KR)

(D)=SV08-1A(NZ)  
 (E)=SV08-1A(SA)  
 (F)=SV08-1A(HK)



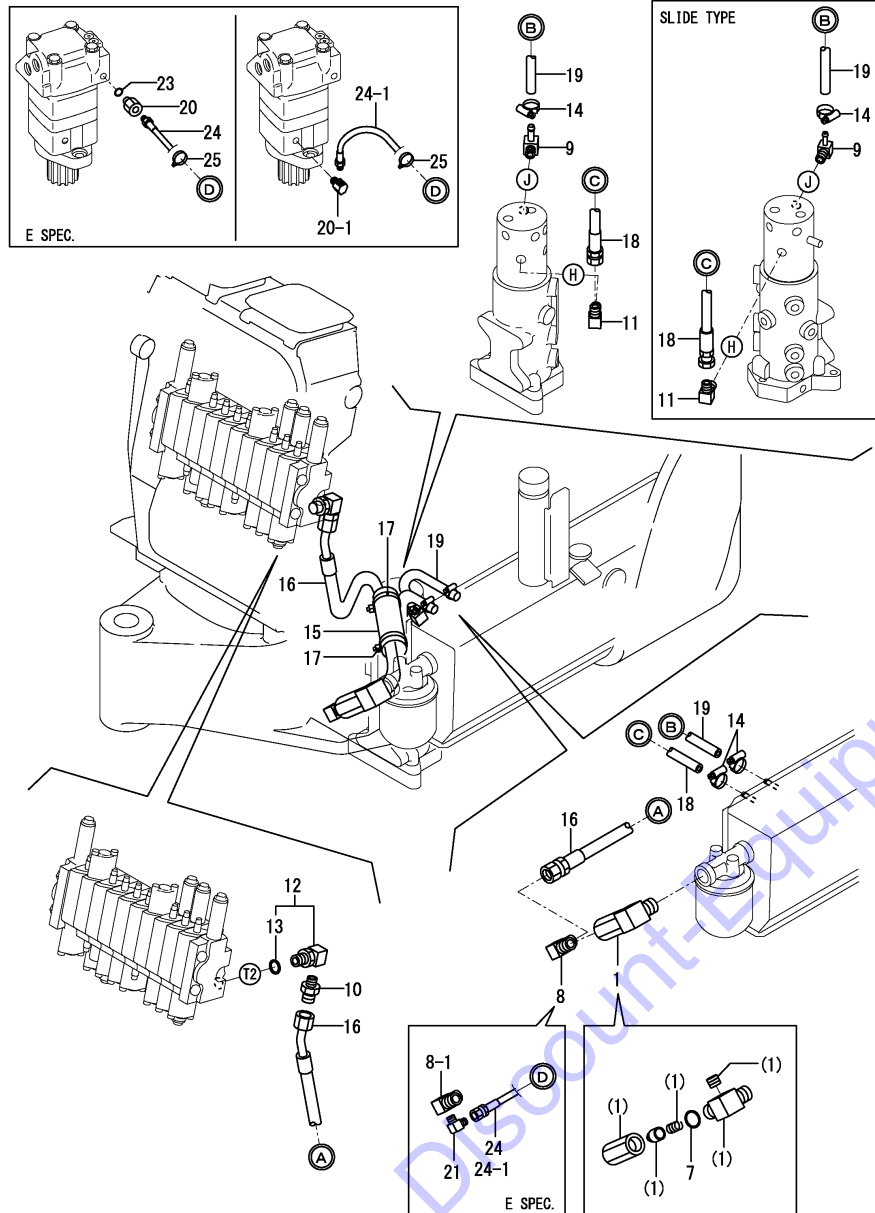
No.	Lev.	Parts No.	Description	Q'ty						I	R
				(A)	(B)	(C)	(D)	(E)	(F)		
1	1	172137-76100	ELBOW	4	4	4					
2	2	24315-000110	O-RING, 1BP11.0	4	4	4					
3	1	172123-76121	ADAPTER	4	4	4					
4	1	23391-020000	JOINT, RGI-1/4	4	4	4					
5	1	23393-020000	JOINT, 90RGI-1/4	4	4	4					
6	1	23394-020000	JOINT, 45RGI-1/4	4	4	4					
7	1	24315-000110	O-RING, 1BP11.0			4					
7-1	1	41851-000110	O-RING (C=*2008.03.)	4	4	4					N
8	1	172A20-78210	HOSE	1	1	1					
9	1	172A20-78160	HOSE	1	1	1					
10	1	172A20-78180	HOSE	1	1	1					
11	1	172A20-78150	HOSE	1	1	1					
12	1	172A20-78200	HOSE	1	1	1					
13	1	172A20-78230	HOSE	1	1	1					
14	1	172A20-78220	HOSE	1	1	1					
15	1	172A20-78190	HOSE	1	1	1					
16	1	194202-56460	BAND, 200	1	1	1					



Fig.56. RETURN

(A)=SV08-1A(US)  
 (B)=SV08-1A(AS)  
 (C)=SV08-1A(KR)

(D)=SV08-1A(NZ)  
 (E)=SV08-1A(SA)  
 (F)=SV08-1A(HK)



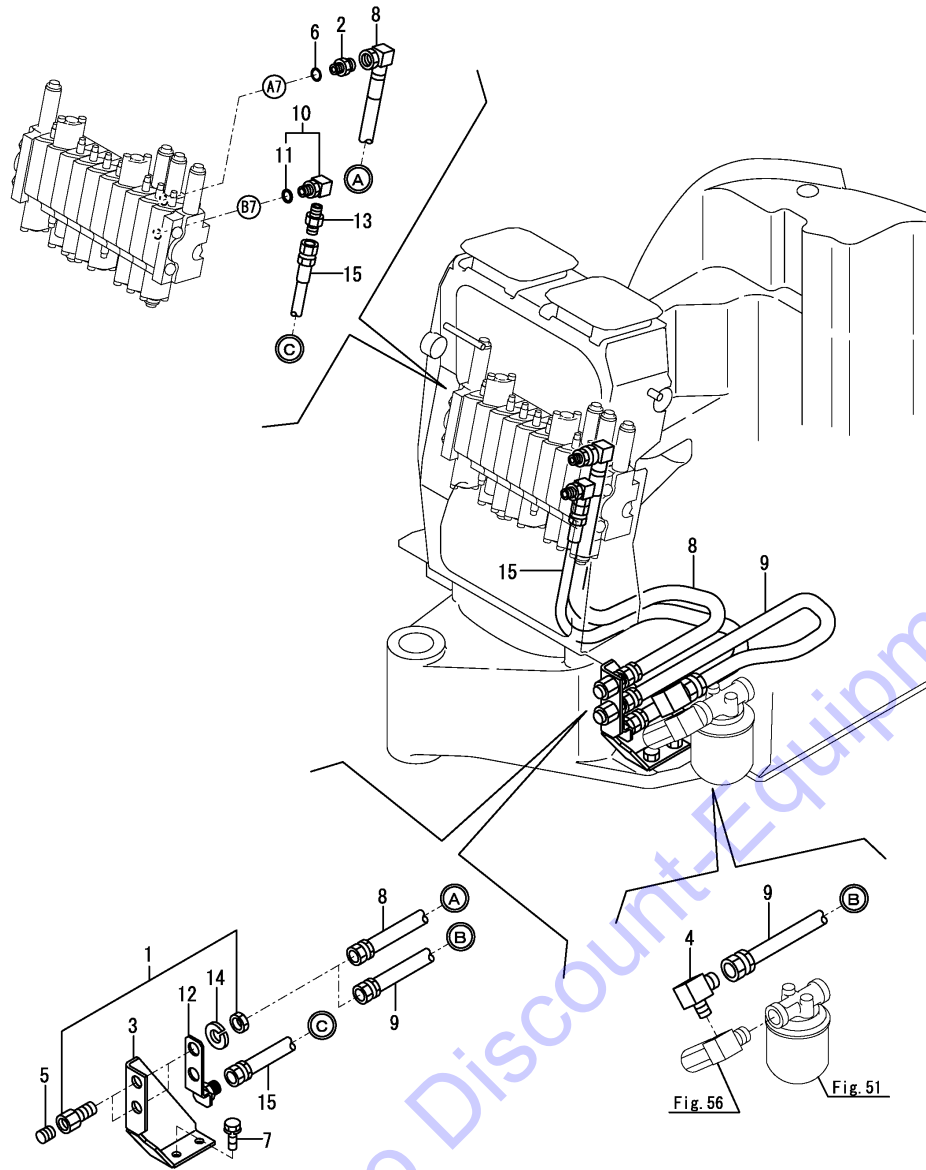
No.	Lev.	Parts No.	Description	Q'ty						I	R
				(A)	(B)	(C)	(D)	(E)	(F)		
1	1	772446-76120	VALVE ASSY, CHECK	1	1	1	1	1	1		
7	2	24315-000180	O-RING, 1BP18.0	1	1	1					
7-1	2	41851-000180	O-RING	1	1	1	1	1	1		N
8	1	23393-030000	JOINT, 90RGI-3/8	1	1	1					
8-1	1	172446-76140	ELBOW	1	1	1	1	1	1		S 1
9	1	172186-76390	NIPPLE, ELBOW	1	1	1	1	1	1		
10	1	172312-76240	NIPPLE, 1/4-3/8	1	1	1	1	1	1		
11	1	23393-020000	JOINT, 90RGI-1/4	1	1	1	1	1	1		
12	1	172186-76370	CONNECTOR, 3/8X1/4	1	1	1	1	1	1		
13	2	24315-000140	O-RING, 1BP14.0	1	1	1	1	1	1		
14	1	23000-013000	CLAMP, 13	3	3	3	3	3	3		
15	1	172446-78690	COVER, HOSE	1	1	1	1	1	1		
16	1	172446-78130	HOSE	1	1	1	1	1	1		
17	1	1A1380-55310	CLAMP, WIRE	2	2	2	2	2	2		
18	1	172446-78930	HOSE	1	1	1	1	1	1		
19	1	172A20-78240	HOSE	1	1	1	1	1	1		
20	1	172156-76110	CONNECTOR, PF1/4PT1/8	1	1	1	1				W 1
20-1	1	172112-77480	ELBOW	1	1	1	1	1	1		S 2
21	1	172112-77660	JOINT, PT1/8	1	1	1	1	1	1		W 1
23	1	41851-000110	O-RING	1	1	1	1				W 1
23-1	1	41851-000110	O-RING	1	1	1	1				Z 2
24	1	172446-78240	HOSE	1	1	1	1				W 1
24-1	1	172A82-78240	HOSE, P202AB051	1	1	1	1	1	1		F 2
25	1	194202-56460	BAND, 200	1	1	1	1	1	1		W 1

Remarks

(1)Travel motor : E specification.

(2)Interchangeable by simultaneous replacement with No.20-1, 23-1 & 24-1.

Fig.57. P.T.O.(FRAME END)



(A)=SV08-1A(US)  
(B)=SV08-1A(AS)  
(C)=SV08-1A(KR)

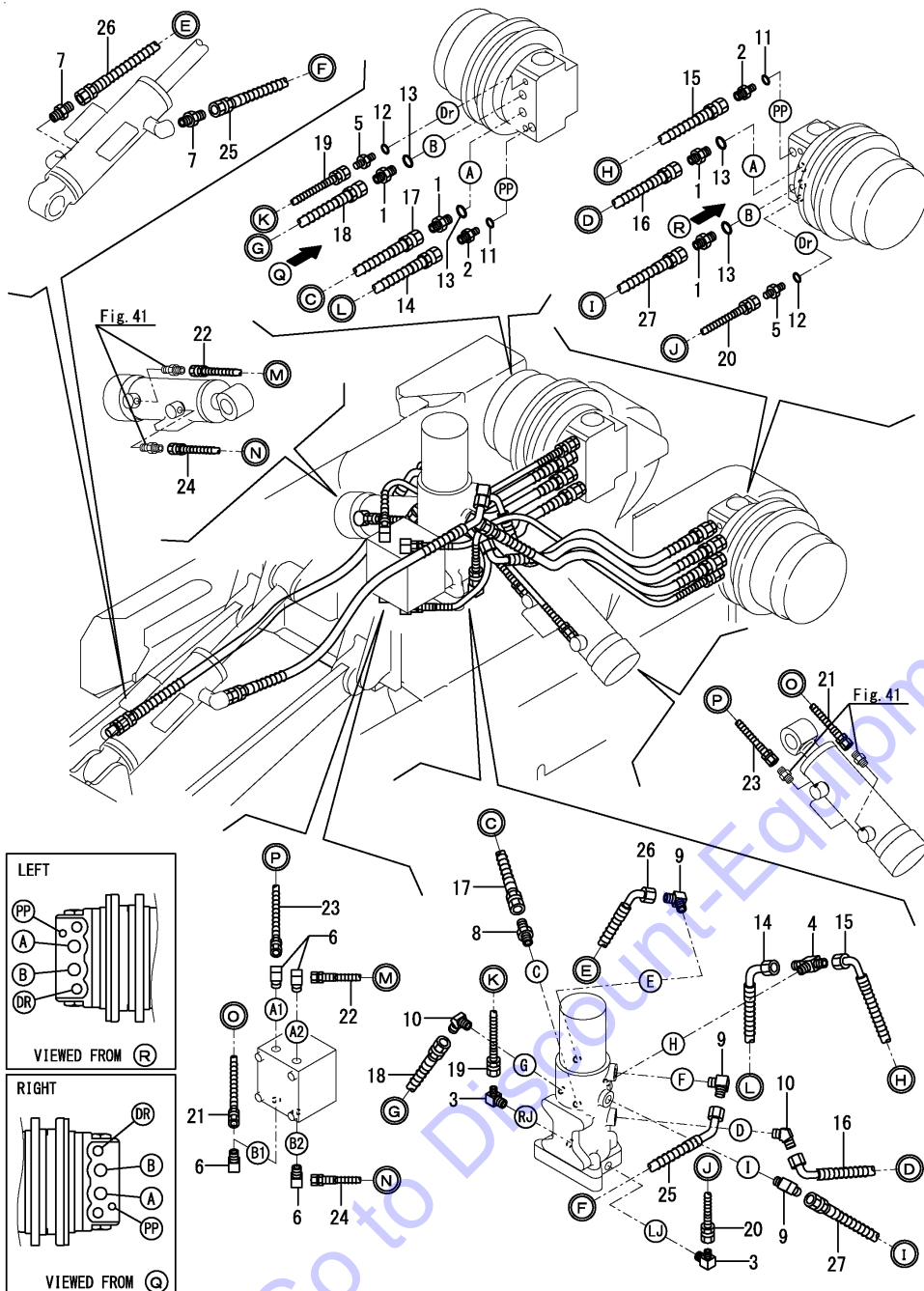
(D)=SV08-1A(NZ)  
(E)=SV08-1A(SA)  
(F)=SV08-1A(HK)

No.	Lev.	Parts No.	Description	Q'ty						I	R
				(A)	(B)	(C)	(D)	(E)	(F)		
1	1	172145-76180	JOINT, 3/8	2	2	2	2	2	2		
2	1	172638-76190	CONNECTOR,PF1/4PF3/8	1	1	1	1	1	1		
3	1	172446-76300-2	BRACKET, PTO	1	1	1	1	1	1		
4	1	172141-76990	ELBOW	1	1	1	1	1	1		
5	1	23871-030000	PLUG, R03	2	2	2	2	2	2		
6	1	24315-000110	O-RING, 1BP11.0	1	1	1					
6-1	1	41851-000110	O-RING	1	1	1	1	1	1		N
		(A=*2008.03.)	(B=*2008.03.)	(C=*2008.03.)							
7	1	26013-100162	BOLT, M10X 16	2	2	2	2	2	2		
8	1	172446-78250	HOSE	1	1	1	1	1	1		
9	1	172446-78650	HOSE	1	1	1	1	1	1		
10	1	172137-76100	ELBOW	1	1	1	1	1	1		
11	2	24315-000110	O-RING, 1BP11.0	1	1	1	1	1	1		
12	1	172446-76200-2	CONNECTOR ASSY	1	1	1	1	1	1		
13	1	172312-76240	NIPPLE, 1/4-3/8	1	1	1	1	1	1		
14	1	22217-180000	WASHER, SPRING 18	2	2	2	2	2	2		
15	1	172446-78920	HOSE	1	1	1	1	1	1		

Fig.58. TRAVEL FRAME(VARIABLE LEG : LINK TYPE)

(A)=SV08-1A(US)  
 (B)=SV08-1A(AS)  
 (C)=SV08-1A(KR)

(D)=SV08-1A(NZ)  
 (E)=SV08-1A(SA)  
 (F)=SV08-1A(HK)

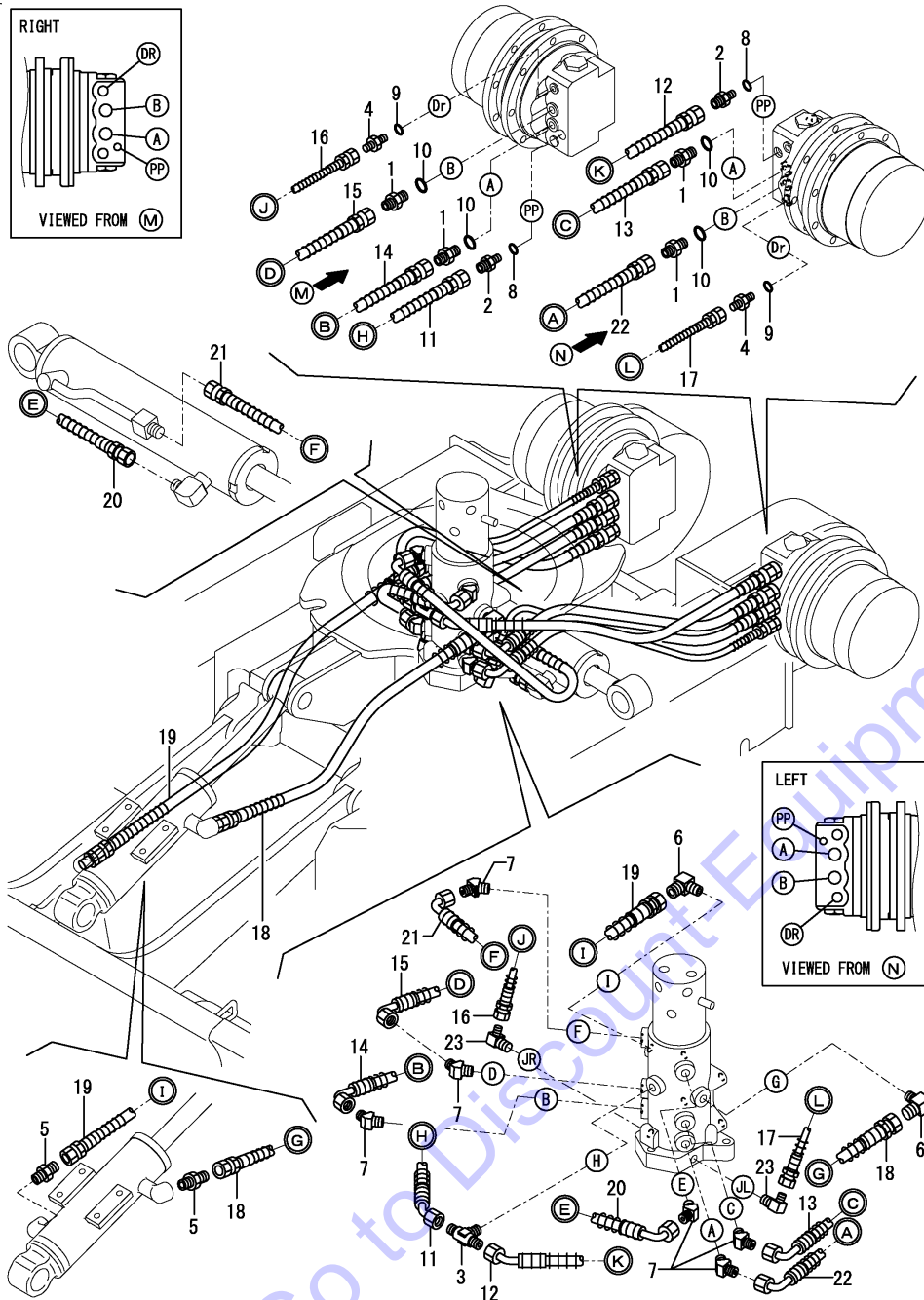
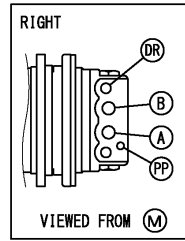


No.	Lev.	Parts No.	Description	Q'ty						I	R
				(A)	(B)	(C)	(D)	(E)	(F)		
1	1	172157-76150	CONNECTOR	4	4		4	4	4		
2	1	172447-76210	JOINT, G1/8-G1/4	2	2		2	2	2		
3	1	172447-76520	JOINT	2	2		2	2	2		
4	1	172162-76320	CONNECTOR, 3X1/4	1	1		1	1	1		
5	1	172447-76700	JOINT, G1/4-G1/8	2	2		2	2	2		
6	1	172112-77660	JOINT, PT1/8	4	4		4	4	4		
7	1	23391-020000	JOINT, RGI-1/4	2	2		2	2	2		
8	1	23391-020000	JOINT, RGI-1/4	1	1		1	1	1		
9	1	23393-020000	JOINT, 90RGI-1/4	3	3		3	3	3		
10	1	23394-020000	JOINT, 45RGI-1/4	2	2		2	2	2		
11	1	24315-000080	O-RING, 1BP8.0	2	2		2	2	2		
12	1	24315-000110	O-RING, 1BP11.0	2	2						
12-1	1	41851-000110	O-RING	2	2		2	2	2		N
		(A=*2008.03.) (B=*2008.03.)									
13	1	24315-000140	O-RING, 1BP14.0	4	4						
13-1	1	41851-000140	O-RING	4	4		4	4	4		N
		(A=*2008.03.) (B=*2008.03.)									
14	1	172446-78550	HOSE	1	1		1	1	1		
15	1	172446-78570	HOSE	1	1		1	1	1		
16	1	172446-78580	HOSE	1	1		1	1	1		
17	1	172446-78700	HOSE	1	1		1	1	1		
18	1	172446-78590	HOSE	1	1		1	1	1		
19	1	172446-78600	HOSE	1	1		1	1	1		
20	1	172446-78610	HOSE	1	1		1	1	1		
21	1	172446-78620	HOSE	1	1		1	1	1		
22	1	172446-78630	HOSE	1	1		1	1	1		
23	1	172446-78640	HOSE	1	1		1	1	1		
24	1	172446-78640	HOSE	1	1		1	1	1		
25	1	172446-78660	HOSE	1	1		1	1	1		
26	1	172446-78670	HOSE	1	1		1	1	1		
27	1	172171-78850	HOSE	1	1		1	1	1		

Fig.59. TRAVEL FRAME(VARIABLE LEG : SLIDE TYPE)

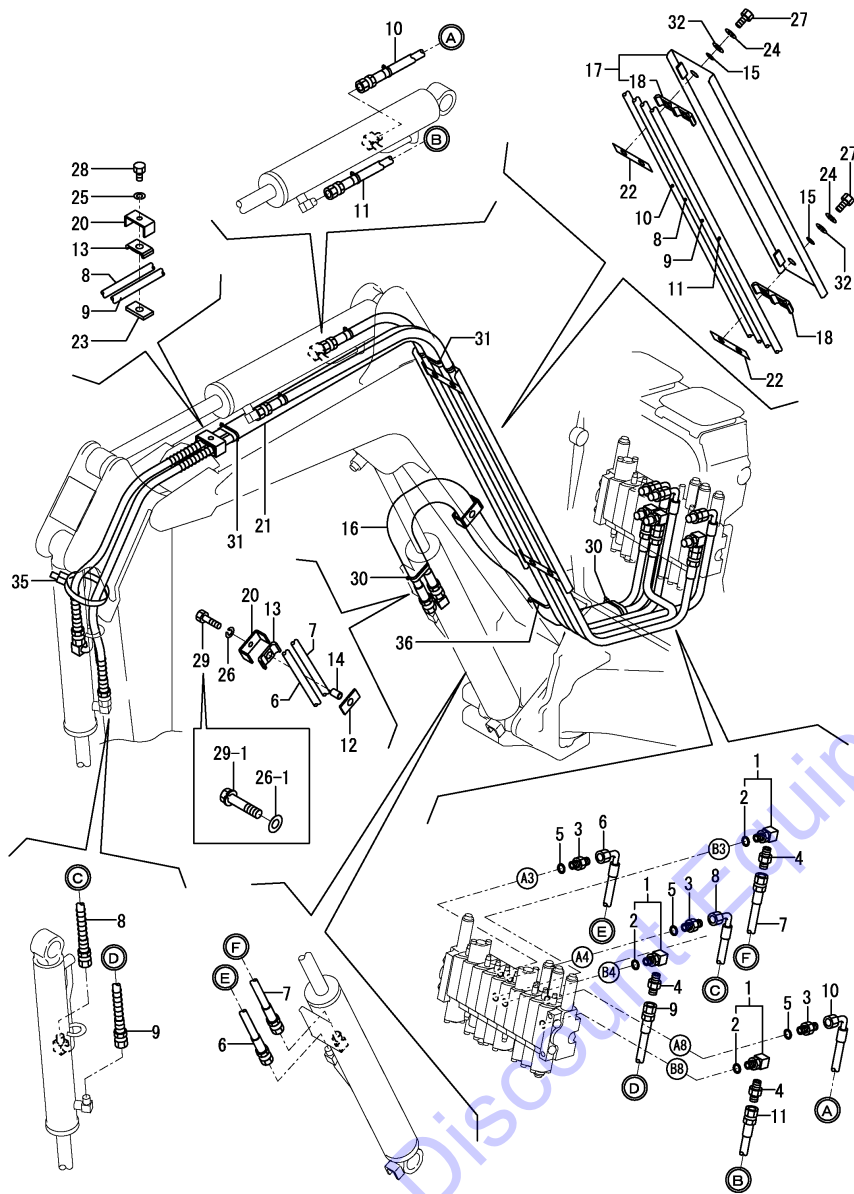
(A)=SV08-1A(US)  
 (B)=SV08-1A(AS)  
 (C)=SV08-1A(KR)

(D)=SV08-1A(NZ)  
 (E)=SV08-1A(SA)  
 (F)=SV08-1A(HK)



No.	Lev.	Parts No.	Description	Q'ty						I	R
				(A)	(B)	(C)	(D)	(E)	(F)		
1	1	172157-76150	CONNECTOR	4	4	4					
2	1	172447-76210	JOINT, G1/8-G1/4	2	2	2					
3	1	172162-76320	CONNECTOR, 3X1/4	1	1	1					
4	1	172447-76700	JOINT, G1/4-G1/8	2	2	2					
5	1	23391-020000	JOINT, RGI-1/4	2	2	2					
6	1	23393-020000	JOINT, 90RGI-1/4	2	2	2					
7	1	23394-020000	JOINT, 45RGI-1/4	6	6	6					
8	1	24315-000080	O-RING, 1BP8.0	2	2	2					
9	1	24315-000110	O-RING, 1BP11.0	2		2					
9-1	1	41851-000110	O-RING (C=*2008.03.)	2	2	2					N
10	1	24315-000140	O-RING, 1BP14.0			4					
10-1	1	41851-000140	O-RING (C=*2008.03.)	4	4	4					N
11	1	172A20-78470	HOSE	1	1	1					
12	1	172A20-78480	HOSE	1	1	1					
13	1	172A20-78430	HOSE	1	1	1					
14	1	172A20-78400	HOSE	1	1	1					
15	1	172A20-78430	HOSE	1	1	1					
16	1	172A20-78500	HOSE	1	1	1					
17	1	172A20-78510	HOSE	1	1	1					
18	1	172A20-78460	HOSE	1	1	1					
19	1	172A20-78490	HOSE	1	1	1					
20	1	172A20-78440	HOSE	1	1	1					
21	1	172A20-78450	HOSE	1	1	1					
22	1	172A20-78400	HOSE	1	1	1					
23	1	172447-76520	JOINT	2	2	2					

Fig.60. BOOM



(A)=SV08-1A(US)  
(B)=SV08-1A(AS)  
(C)=SV08-1A(KR)

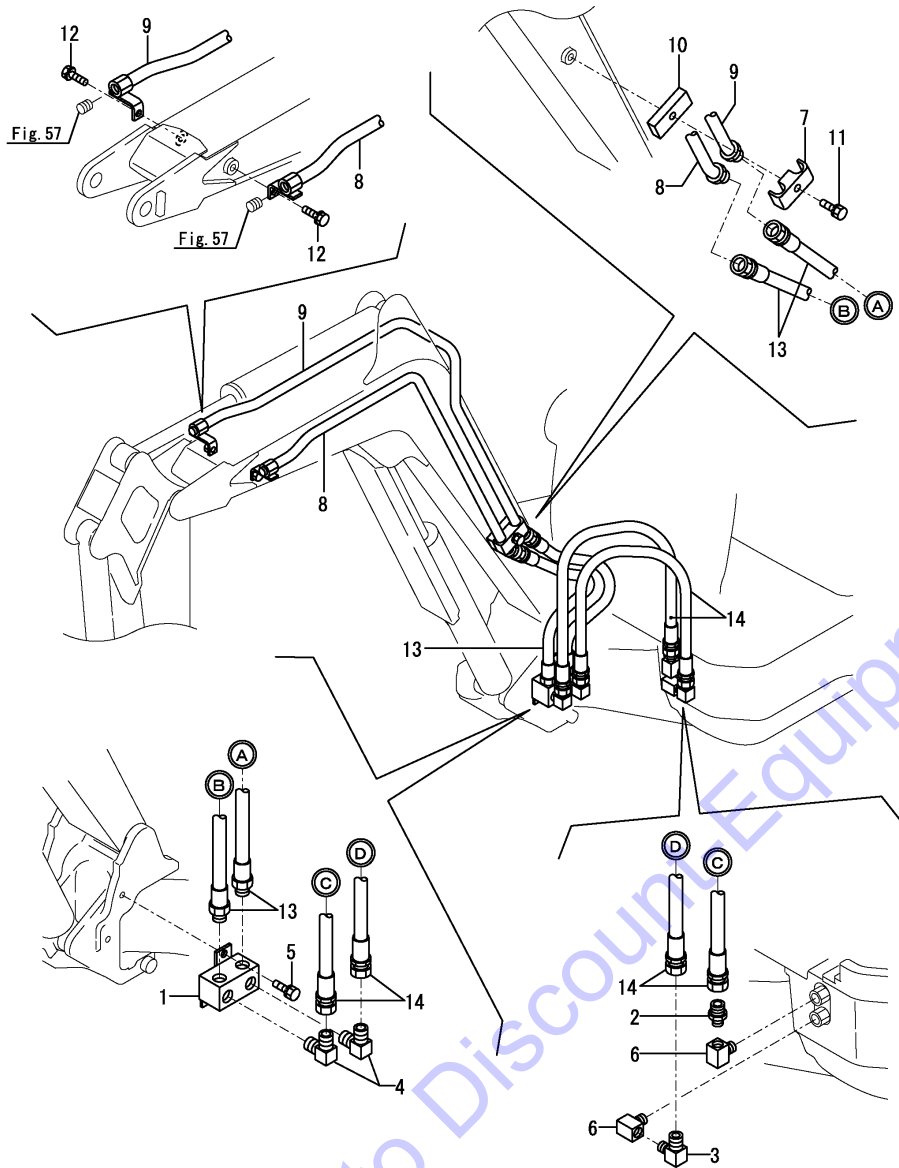
(D)=SV08-1A(NZ)  
(E)=SV08-1A(SA)  
(F)=SV08-1A(HK)

No.	Lev.	Parts No.	Description	Q'ty						I	R
				(A)	(B)	(C)	(D)	(E)	(F)		
1	1	172137-76100	ELBOW	3	3	3	3	3	3		
2	2	24315-000110	O-RING, 1BP11.0	3	3	3	3	3	3		
3	1	172123-76121	ADAPTER	3	3	3	3	3	3		
4	1	23391-020000	JOINT, RGI-1/4	3	3	3	3	3	3		
5	1	24315-000110	O-RING, 1BP11.0	3	3	3					
5-1	1	41851-000110	O-RING	3	3	3	3	3	3		N
(A=*2008.03.) (B=*2008.03.) (C=*2008.03.)											
6	1	172446-78161	HOSE	1	1	1	1	1	1		
7	1	172446-78171	HOSE	1	1	1	1	1	1		
8	1	172446-78191	HOSE	1	1	1	1	1	1		
9	1	172446-78201	HOSE	1	1	1	1	1	1		
10	1	172446-78271	HOSE	1	1	1	1	1	1		
11	1	172446-78281	HOSE	1	1	1	1	1	1		
12	1	172156-78490	PLATE, RUBBER (B	1	1	1	1	1	1		
13	1	172156-78520	SUPPORT, HOSE B	2	2	2	2	2	2		
14	1	172156-78540	COLLAR, 9X18	1	1	1	1	1	1		
15	1	22157-080000	WASHER, 8	4	4	4	4	4	4		
16	1	172446-78680	COVER, HOSE	1	1	1	1	1	1		
17	1	172446-78710-1	COVER, HOSE	1	1	1					1
17-1	1	172446-78710-Y	COVER, HOSE	1	1	1	1	1	1		S 1
(A=M17001) (B=M17001) (C=M17001)											
18	2	172156-78510	SUPPORT, HOSE	2	2	2	2	2	2		
20	1	172446-78750-3	CLAMP, HOSE	2	2	2					
20-1	1	172446-78750-Y	CLAMP, HOSE	2	2	2	2	2	2		S
(A=M17001) (B=M17001) (C=M17001)											
21	1	172175-78760	COVER, HOSE	1	1	1	1	1	1		
22	1	172446-78760	RUBBER PLATE A	2	2	2	2	2	2		
23	1	172446-78770	RUBBER PLATE B	1	1	1	1	1	1		
24	1	22217-080000	WASHER, SPRING 8	4	4	4	4	4	4		
25	1	22217-080000	WASHER, SPRING 8	1	1	1	1	1	1		
26	1	22217-080000	WASHER, SPRING 8	1	1	1					Z
(A=M15132) (B=M15132) (C=M15132)											
26-1	1	22137-080000	WASHER, 8	1	1	1	1	1	1		W
(A=M15132) (B=M15132) (C=M15132)											
27	1	26116-080162	BOLT, M8X 16 PLATED	4	4	4	4	4	4		
28	1	26116-080162	BOLT, M8X 16 PLATED	1	1	1	1	1	1		
29	1	26116-080302	BOLT, M8X 30 PLATED	1	1	1					
29-1	1	26013-080352	BOLT, M8X 35	1	1	1	1	1	1		R
(A=M15132) (B=M15132) (C=M15132)											
30	1	194202-56460	BAND, 200	2	2	2	2	2	2		
31	1	194202-56460	BAND, 200	2	2	2	2	2	2		
32	1	22117-080000	WASHER, 8	4	4	4	4	4	4		
33	1	172446-03652	LABEL, VARIABLE US	1	1	1	1	1	1		2
34	1	172446-03711	LABEL, LIFT US	1	1		1	1	1		2
34A	1	172446-03620	LABEL, LIFT E			1					2
34A-1	1	172446-03621	LABEL, LIFT E			1					N 2
(C=M14492)											
35	1	172122-79890	CLAMP, HOSE	1	1	1	1	1	1		W
(A=M17037) (B=M17037) (C=M17037)											
36	1	194202-56460	BAND, 200	1	1	1	1	1	1		

Remarks

- (1)US, AS, NZ, SA & HK specification : Attach the No.33 & 34 label to this part.
- KR specification : Attach the No.33 & 34A label to this part.
- (2)Label is not illustrated.

Fig.61. P.T.O.(BOOM END)



(A)=SV08-1A(US)  
 (B)=SV08-1A(AS)  
 (C)=SV08-1A(KR)

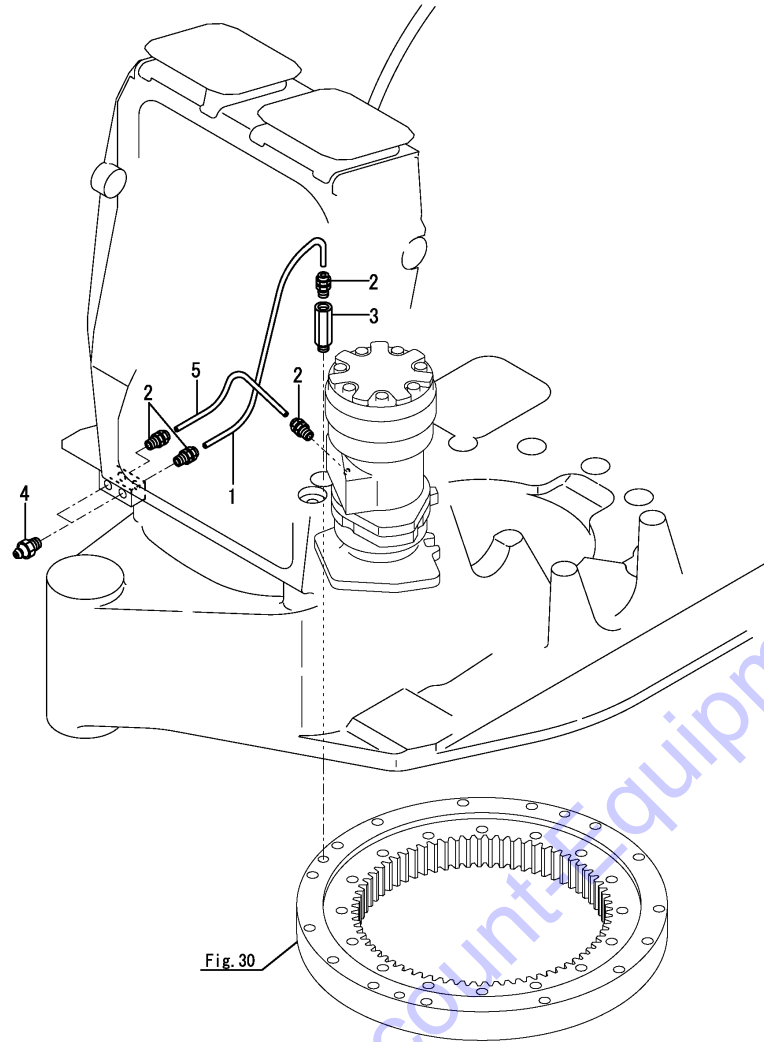
(D)=SV08-1A(NZ)  
 (E)=SV08-1A(SA)  
 (F)=SV08-1A(HK)

No.	Lev.	Parts No.	Description	Q'ty						I	R
				(A)	(B)	(C)	(D)	(E)	(F)		
1	1	172446-76350	JOINT, 1/2	1	1	1	1	1	1		
2	1	172141-76940	ADAPTER	1	1	1	1	1	1		
3	1	172141-76990	ELBOW	1	1	1	1	1	1		
4	1	23393-04000	JOINT, 90RGI-1/2	2	2	2	2	2	2		
5	1	26013-100202	BOLT, M10X 20	2	2	2	2	2	2		
6	1	933166-24240	ELBOW, SWIVEL JOINT	2	2	2	2	2	2		
7	1	172112-76300-5	RETAINER, BOOM PIPE	1	1	1					
7-1	1	172112-76300-Y	RETAINER, BOOM PIPE	1	1	1	1	1	1		S
		(A=M17001) (B=M17001) (C=M17001)									
8	1	172446-76500-1	TUBE, PTO	1	1	1					
8-1	1	172446-76500-Y	TUBE, PTO	1	1	1	1	1	1		S
		(A=M17001) (B=M17001) (C=M17001)									
9	1	172446-76520-1	TUBE, PTO	1	1	1					
9-1	1	172446-76520-Y	TUBE, PTO	1	1	1	1	1	1		S
		(A=M17001) (B=M17001) (C=M17001)									
10	1	172175-76590-1	PLATE, SPACER	1	1	1					
10-1	1	172175-76590-Y	PLATE, SPACER	1	1	1	1	1	1		S
		(A=M17001) (B=M17001) (C=M17001)									
11	1	26013-100552	BOLT, M10X 55	1	1	1	1	1	1		
12	1	26013-100202	BOLT, M10X 20	2	2	2	2	2	2		
13	1	172446-78800	HOSE	2	2	2	2	2	2		
14	1	172446-78810	HOSE	2	2	2	2	2	2		

Fig.62. GREASING

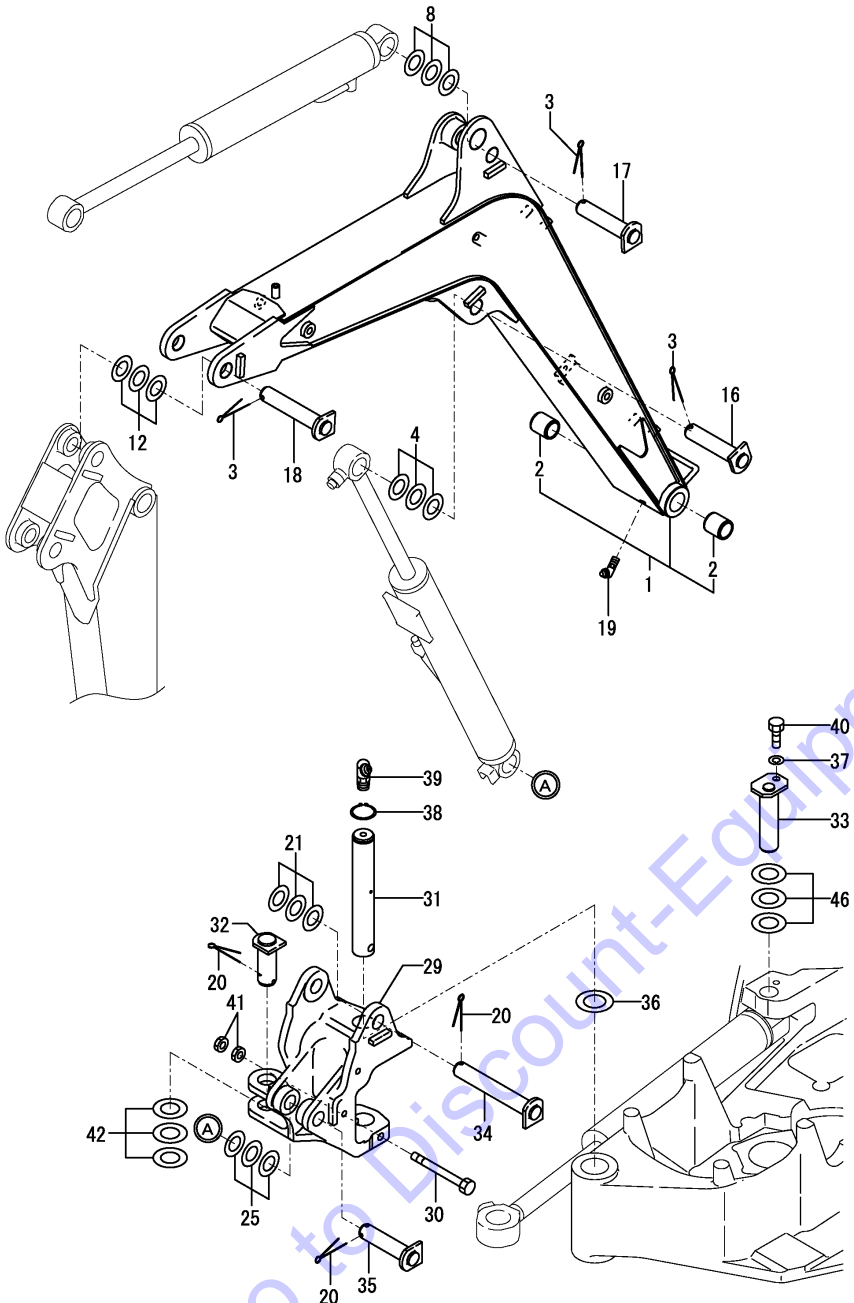
(A)=SV08-1A(US)  
 (B)=SV08-1A(AS)  
 (C)=SV08-1A(KR)

(D)=SV08-1A(NZ)  
 (E)=SV08-1A(SA)  
 (F)=SV08-1A(HK)



No.	Lev.	Parts No.	Description	Q'ty						I	R
				(A)	(B)	(C)	(D)	(E)	(F)		
1	1	172446-77100	HOSE	1	1	1	1	1	1		
2	1	172141-77800	JOINT, GREASE	4	4	4	4	4	4		
3	1	172147-77800	CONNECTOR, PT1/8	1	1	1	1	1	1		
4	1	24761-020000	NIPPLE, GREASE PT1/8	2	2	2	2	2	2		
5	1	172186-77100	HOSE	1	1	1	1	1	1		

Fig.63. BOOM & BOOM BRACKET



(A)=SV08-1A(US)  
 (B)=SV08-1A(AS)  
 (C)=SV08-1A(KR)

(D)=SV08-1A(NZ)  
 (E)=SV08-1A(SA)  
 (F)=SV08-1A(HK)

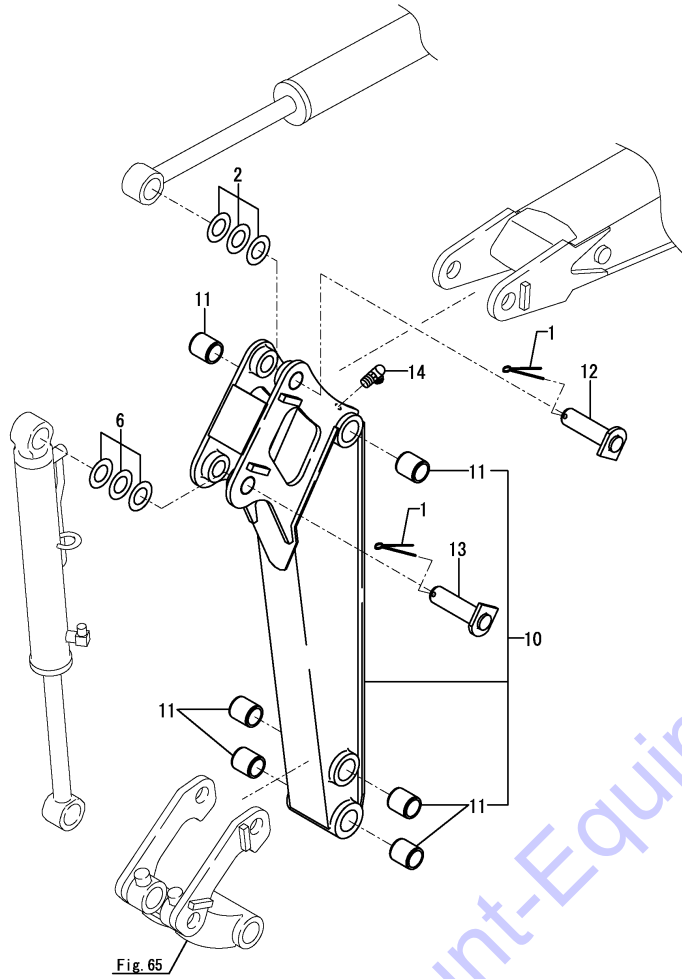
No.	Lev.	Parts No.	Description	Q'ty						I	R
				(A)	(B)	(C)	(D)	(E)	(F)		
1	1	172446-81090-1	BOOM ASSY	1	1	1					
1-1	1	172446-81090-Y	BOOM ASSY	1	1	1	1	1	1	1	S
		(A=M17001) (B=M17001) (C=M17001)									
2	2	172156-72410	BUSH, PIN 25 35 A	2	2	2	2	2	2	2	
3	1	172155-81390	COTTER PIN 6X 35	3	3	3	3	3	3	3	
4	1	172156-81400	SHIM ASSY	1	1	1	1	1	1	1	
8	1	172156-81400	SHIM ASSY	1	1	1	1	1	1	1	
12	1	172156-81400	SHIM ASSY	1	1	1	1	1	1	1	
16	1	172A29-81400	PIN 25X106	1	1	1	1	1	1	1	
17	1	172A29-81400	PIN 25X106	1	1	1	1	1	1	1	
18	1	172498-81320	PIN ASSY, 25X124	1	1	1	1	1	1	1	
19	1	24761-050000	NIPPLE, GREASE C	1	1	1	1	1	1	1	
20	1	172155-81390	COTTER PIN 6X 35	3	3	3	3	3	3	3	
21	1	172156-81400	SHIM ASSY	1	1	1	1	1	1	1	
25	1	172156-81400	SHIM ASSY	1	1	1	1	1	1	1	
29	1	172446-82300-1	BRACKET, BOOM	1	1	1					
29-1	1	172446-82300-Y	BRACKET, BOOM	1	1	1	1	1	1	1	S
		(A=M17001) (B=M17001) (C=M17001)									
30	1	172157-82340	BOLT, 12X95	1	1	1	1	1	1	1	
31	1	172A29-82350	PIN 35X233	1	1	1	1	1	1	1	
32	1	172A29-82370	PIN 30X 67	1	1	1	1	1	1	1	
33	1	172A29-82400	PIN 30X112	1	1	1	1	1	1	1	
34	1	172A29-82450	PIN 25X161	1	1	1	1	1	1	1	
35	1	172498-82320	PIN ASSY, 25X98	1	1	1	1	1	1	1	
36	1	172141-84630	SHIM	1	1	1	1	1	1	1	
37	1	22217-100000	WASHER, SPRING 10	1	1	1	1	1	1	1	
38	1	22242-000350	RING, 35	1	1	1	1	1	1	1	
39	1	24761-050000	NIPPLE, GREASE C	1	1	1	1	1	1	1	
40	1	26116-100202	BOLT, M10X 20 PLATED	1	1	1	1	1	1	1	
41	1	26756-120002	NUT, LOCK M12	2	2	2	2	2	2	2	
42	1	933160-06711	SHIM ASSY	1	1	1	1	1	1	1	
46	1	933160-06711	SHIM ASSY	1	1	1	1	1	1	1	



Fig.64. ARM

(A)=SV08-1A(US)  
 (B)=SV08-1A(AS)  
 (C)=SV08-1A(KR)

(D)=SV08-1A(NZ)  
 (E)=SV08-1A(SA)  
 (F)=SV08-1A(HK)

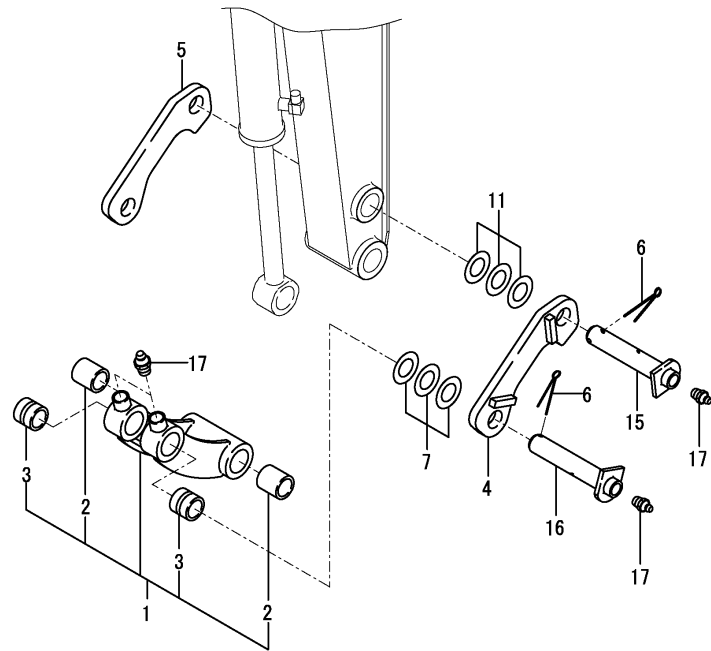


No.	Lev.	Parts No.	Description	Q'ty						I	R
				(A)	(B)	(C)	(D)	(E)	(F)		
1	1	172155-81390	COTTER PIN 6X 35	2	2	2	2	2	2		
2	1	172156-81400	SHIM ASSY	1	1	1	1	1	1		
6	1	172156-81400	SHIM ASSY	1	1	1	1	1	1		
10	1	172446-81490-1	ARM ASSY, 670	1	1	1					1
10-1	1	172446-81490-Y	ARM ASSY, 670 (A=M17001) (B=M17001) (C=M17001)	1	1	1	1	1	1	1	S 1
11	2	172157-81360	BUSH, PIN 25 35 A	6	6	6	6	6	6		
11A	1	172437-03461	LABEL, BOOM	2	2	2	2	2	2		2
12	1	172A29-81620	PIN 25X 83	1	1	1	1	1	1		
13	1	172A29-81620	PIN 25X 83	1	1	1	1	1	1		
14	1	24761-050000	NIPPLE, GREASE C	1	1	1	1	1	1		

Remarks

- (1) Attach the No.11A label to this part.
- (2) Label is not illustrated.

Fig.65. BUCKET ARM & LINK



(A)=SV08-1A(US)  
 (B)=SV08-1A(AS)  
 (C)=SV08-1A(KR)

(D)=SV08-1A(NZ)  
 (E)=SV08-1A(SA)  
 (F)=SV08-1A(HK)

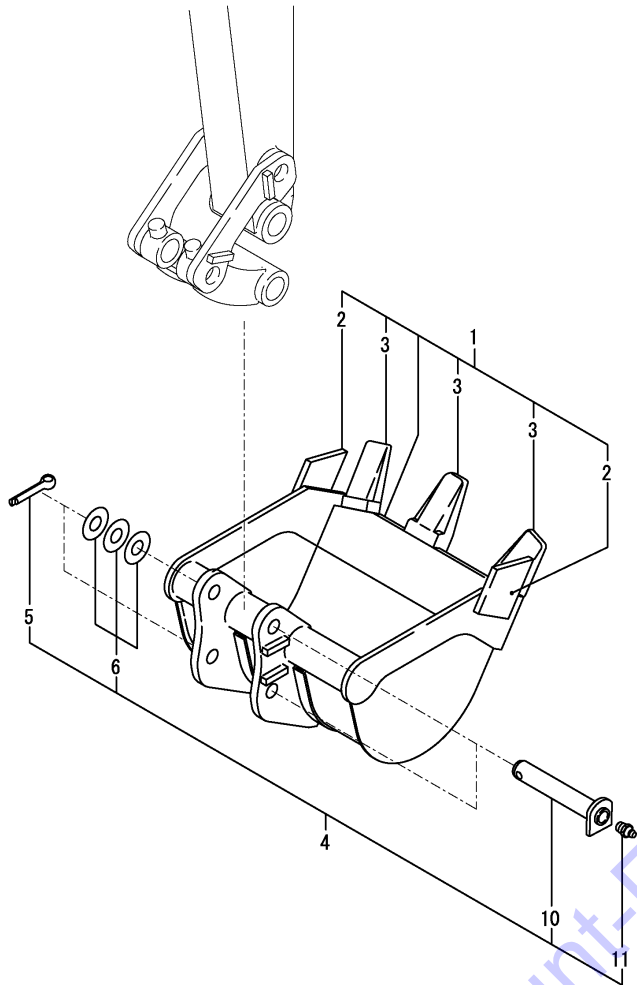
No.	Lev.	Parts No.	Description	Q'ty						I	R
				(A)	(B)	(C)	(D)	(E)	(F)		
1	1	172157-81302-3	LINK, BUCKET	1	1	1					
1-1	1	172157-81302-Y	LINK, BUCKET	1	1	1	1	1	1	1	S
		(A=M17001) (B=M17001) (C=M17001)									
2	2	172157-81360	BUSH, PIN 25 35 A	2	2	2	2	2	2	2	
3	2	172157-81370	BUSH, PIN 25 35	2	2	2	2	2	2	2	
4	1	172157-81341-3	ARM, BUCKET	1	1	1					
4-1	1	172157-81341-Y	ARM, BUCKET	1	1	1	1	1	1	1	S
		(A=M17001) (B=M17001) (C=M17001)									
5	1	172157-81351-3	ARM, BUCKET	1	1	1					
5-1	1	172157-81351-Y	ARM, BUCKET	1	1	1	1	1	1	1	S
		(A=M17001) (B=M17001) (C=M17001)									
6	1	172155-81390	COTTER PIN 6X 35	2	2	2	2	2	2	2	
7	1	172156-81400	SHIM ASSY	1	1	1	1	1	1	1	
11	1	172156-81400	SHIM ASSY	1	1	1	1	1	1	1	
15	1	172A20-82100	PIN 25X125 ASSY	1	1	1	1	1	1	1	
16	1	172A20-82100	PIN 25X125 ASSY	1	1	1	1	1	1	1	
17	1	24761-020000	NIPPLE, GREASE PT1/8	4	4	4	4	4	4	4	

Go to Discount-Equipment.com for your parts

Fig.66. BUCKET

(A)=SV08-1A(US)  
 (B)=SV08-1A(AS)  
 (C)=SV08-1A(KR)

(D)=SV08-1A(NZ)  
 (E)=SV08-1A(SA)  
 (F)=SV08-1A(HK)



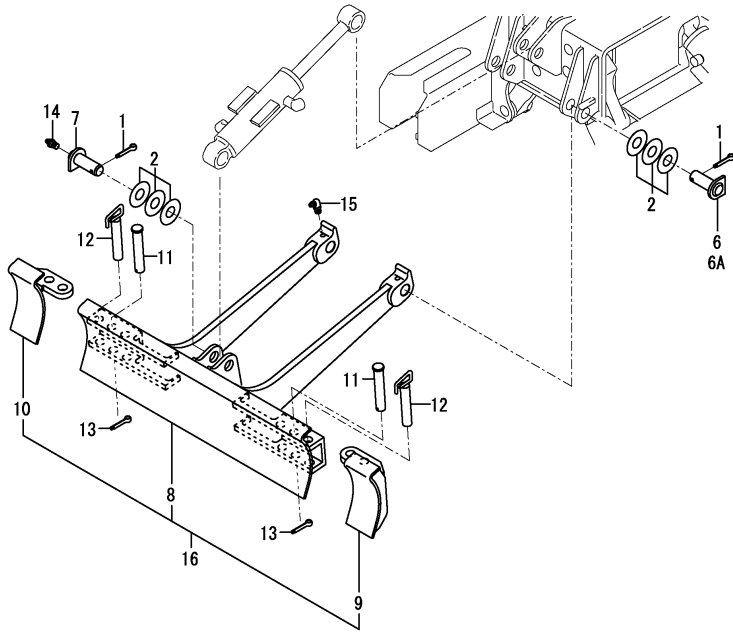
No.	Lev.	Parts No.	Description	Q'ty						I	R
				(A)	(B)	(C)	(D)	(E)	(F)		
1	1	172157-81400-1	BUCKET ASSY, 350	1							
1-1	1	172157-81400-N	BUCKET ASSY, 350 (A=M17001)	1		1	1	1	1	1	S
2	2	172137-86240	CUTTER, SIDE	2		2	2	2	2		
3	2	172110-89130	TEETH ASSY	3		3	3	3	3		
4	1	172A20-82120	BUCKET PIN KIT	2	2	2	2	2	2	2	
5	2	172155-81390	COTTER PIN 6X 35	2	2	2	2	2	2	2	
6	2	172156-81400	SHIM ASSY	2	2	2	2	2	2	2	
10	2	172A20-82100	PIN 25X125 ASSY	2	2	2	2	2	2	2	
11	2	24761-020000	NIPPLE, GREASE PT1/8	2	2	2	2	2	2	2	

Go to DiscountEquipment.com to order your parts

Fig.67. BLADE

(A)=SV08-1A(US)  
 (B)=SV08-1A(AS)  
 (C)=SV08-1A(KR)

(D)=SV08-1A(NZ)  
 (E)=SV08-1A(SA)  
 (F)=SV08-1A(HK)



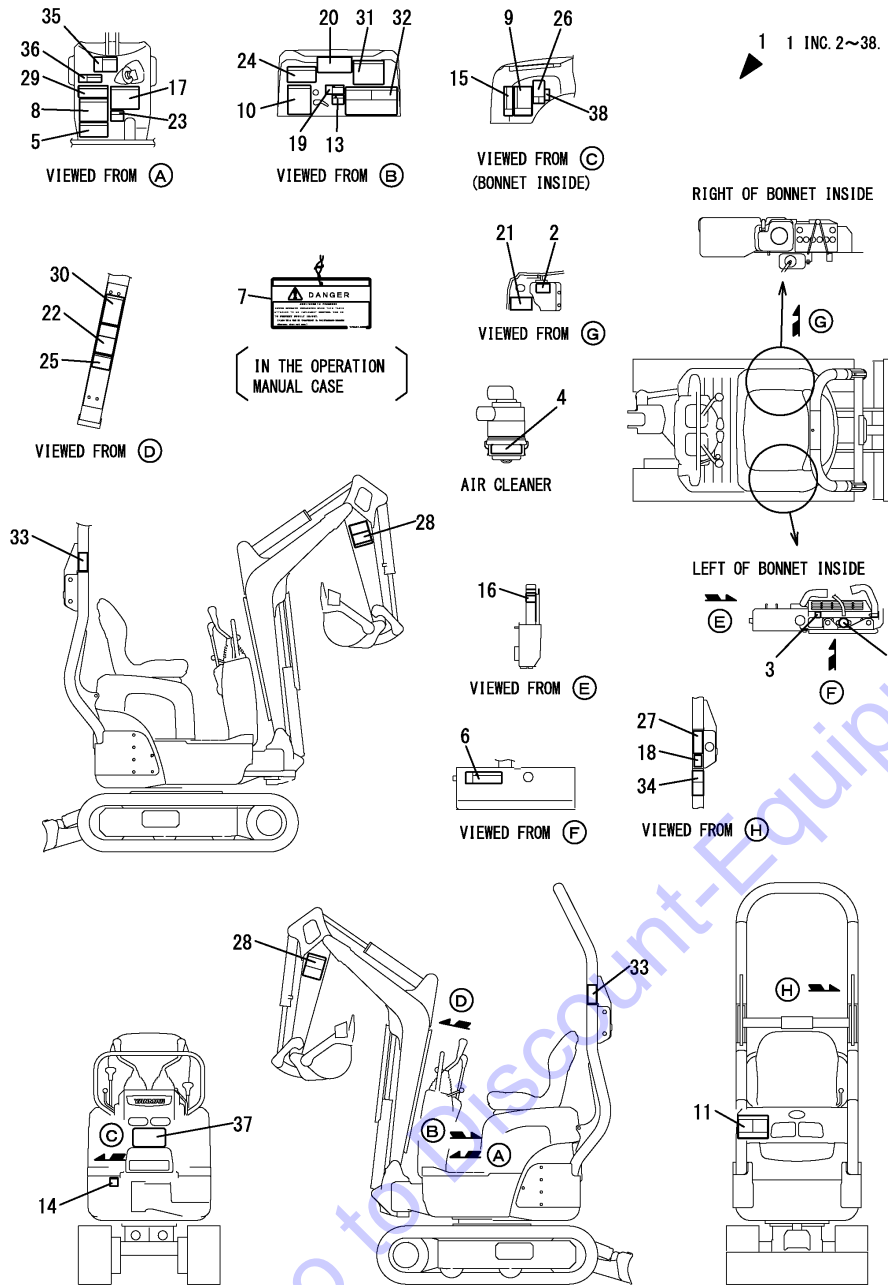
No.	Lev.	Parts No.	Description	Q'ty						I	R
				(A)	(B)	(C)	(D)	(E)	(F)		
1	1	172155-81390	COTTER PIN 6X 35	4	4	4	4	4	4		
2	1	172156-81400	SHIM ASSY	4	4	4	4	4	4		
6	1	172498-94220	PIN ASSY, 25X59	2	2		2	2	2		2
6A	1	172498-94200	PIN 25X59 ASSY		2	2	2				3
7	1	172498-94240	PIN ASSY, 25X59 B	2	2	2	2	2	2		
8	1	172446-94500-1	BLADE ASSY	1	1	1	1	1	1		
9	1	172446-94600-1	BLADE ASSY	1	1	1	1	1	1		
10	1	172446-94610-1	BLADE ASSY	1	1	1	1	1	1		
11	1	172446-94700	PIN 20X107	2	2	2	2	2	2		
12	1	172446-94710	PIN ASSY, 20	2	2	2	2	2	2		
13	1	22417-400350	PIN, COTTER 4.0X35	2	2	2	2	2	2		
14	1	24761-020000	NIPPLE, GREASE PT1/8	2	2	2	2	2	2		
15	1	24761-040000	NIPPLE, GREASE B	2	2	2	2	2	2		
16	1	172446-94450-1	BRADE, ASSY	1	1	1	1	1	1	W	1
		(A=M14342)	(B=M14342)	(C=M14342)							

Remarks  
 (1)Order No.8, 9 & 10.  
 (2)Link type variable leg specification.  
 (3)Slide type variable leg specification.

Fig.74. LABEL KIT(FOR CANADA)(OPTIONAL)

(A)=SV08-1A(US)  
 (B)=SV08-1A(AS)  
 (C)=SV08-1A(KR)

(D)=SV08-1A(NZ)  
 (E)=SV08-1A(SA)  
 (F)=SV08-1A(HK)



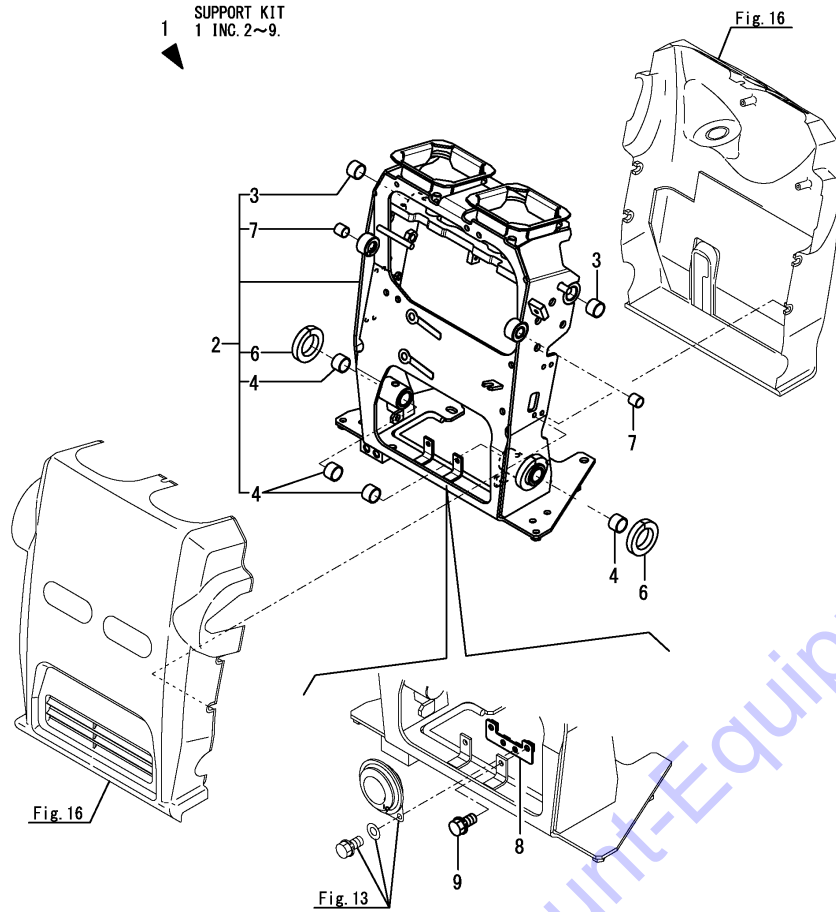
No.	Lev.	Parts No.	Description	Q'ty						I	R
				(A)	(B)	(C)	(D)	(E)	(F)		
1	1	172A82-03010	CA LABEL KIT,SV08-1A	1							
2	2	172A37-03150	LABEL,SUB-TANK CA	1							
3	2	172A37-03160	LABEL,ANTI-FREEZE CA	1							
4	2	172A37-03180	LABEL J, AIR CLEANER	1							
5	2	172A37-03241	LABEL,SLOPE CA.	1							
6	2	172A37-03250	LABEL,RESERVOIR CA	1							
7	2	172469-03261	TAG ASSY, SERVICING	1							
8	2	172A37-03271	LABEL,TRANSPORT CA.	1							
9	2	172A37-03290	LABEL,BATTERY CA	1							
10	2	172A37-03300	LABEL,NEWTRAL CA	1							
11	2	172A37-03310	LABEL,SWING AREA CA	1							
12	2	172469-03320	LABEL,RADIATOR CAP	1							
13	2	172A37-03330	LABEL,ENGINE COVER	1							
14	2	172478-03350	LABEL,GREASE	1							
15	2	172A37-03350	LABEL,SILENCER CA	1							
16	2	172469-03360	LABEL,OIL	1							
17	2	172A37-03360	LABEL,STERRING CA	1							
18	2	172A37-03370	LABEL,ROPS CA	1							
19	2	172A37-03410	LABEL,RADIATOR CA	1							
20	2	172A37-03430	LABEL,2 WAY CA	1							
21	2	172446-03471	LABEL,FUSE CA	1							
22	2	172446-03491	LABEL,LIFT CA	1							
23	2	172446-03501	LABEL,SWING LOCK CA	1							
24	2	172A37-03500	LABEL,SUPPORT CA	1							
25	2	172446-03660	LABEL,GREASING	1							
26	2	172A37-03710	LABEL,ENGROOM CA	1							
27	2	172A37-03720	LABEL,SEAT BELT CA	1							
28	2	172A37-03730	LABEL,BOOM CA	2							
29	2	172A82-03900	LABEL,SPEC CA	1							
30	2	172A29-03910	LABEL,VARIABLE CA	1							
31	2	172A29-03920	LABEL,OIL&WATER CA	1							
32	2	172A82-03930	LABEL,LIFT CA	1							
32-1	2	172A82-03931	LABEL,LIFT CA	1							N
(A=MAF324)											
33	2	172A29-03940	LABEL,PINCH ROPS	2							
34	2	172A29-03950	LABEL,FOLDING ROPS	1							
35	2	172A29-03960	LABEL,MANUAL CA	1							
36	2	172A29-03970	LABEL,LEVER LOCK CA	1							
37	2	172A29-03980	LABEL,PATTERN CHANGE	1							
38	2	172B03-03230	LABEL,EMC	1							

Fig.85. SUPPORT KIT(LINK STAND)(OPTIONAL)(REPAIR PARTS)

(A)=SV08-1A(US)  
 (B)=SV08-1A(AS)  
 (C)=SV08-1A(KR)

(D)=SV08-1A(NZ)  
 (E)=SV08-1A(SA)  
 (F)=SV08-1A(HK)

No.	Lev.	Parts No.	Description	Q'ty						I	R
				(A)	(B)	(C)	(D)	(E)	(F)		
1	1	172A29-08450-1	SUPPORT KIT	1	1	1	1	1	1		
2	2	172A29-45402	SUPPORT ASSY	1	1	1	1	1	1		
3	3	172141-41370	BUSH, 20 15	2	2	2	2	2	2		
4	3	172141-41370	BUSH, 20 15	4	4	4	4	4	4		
6	3	172446-49280	SEAL	2	2	2	2	2	2		
7	3	24550-014150	BUSH, 14X15	2	2	2	2	2	2		
8	2	172A29-45500	PLATE ASSY, HORN	1	1	1	1	1	1		
9	2	26013-060122	BOLT, M6X 12	2	2	2	2	2	2		

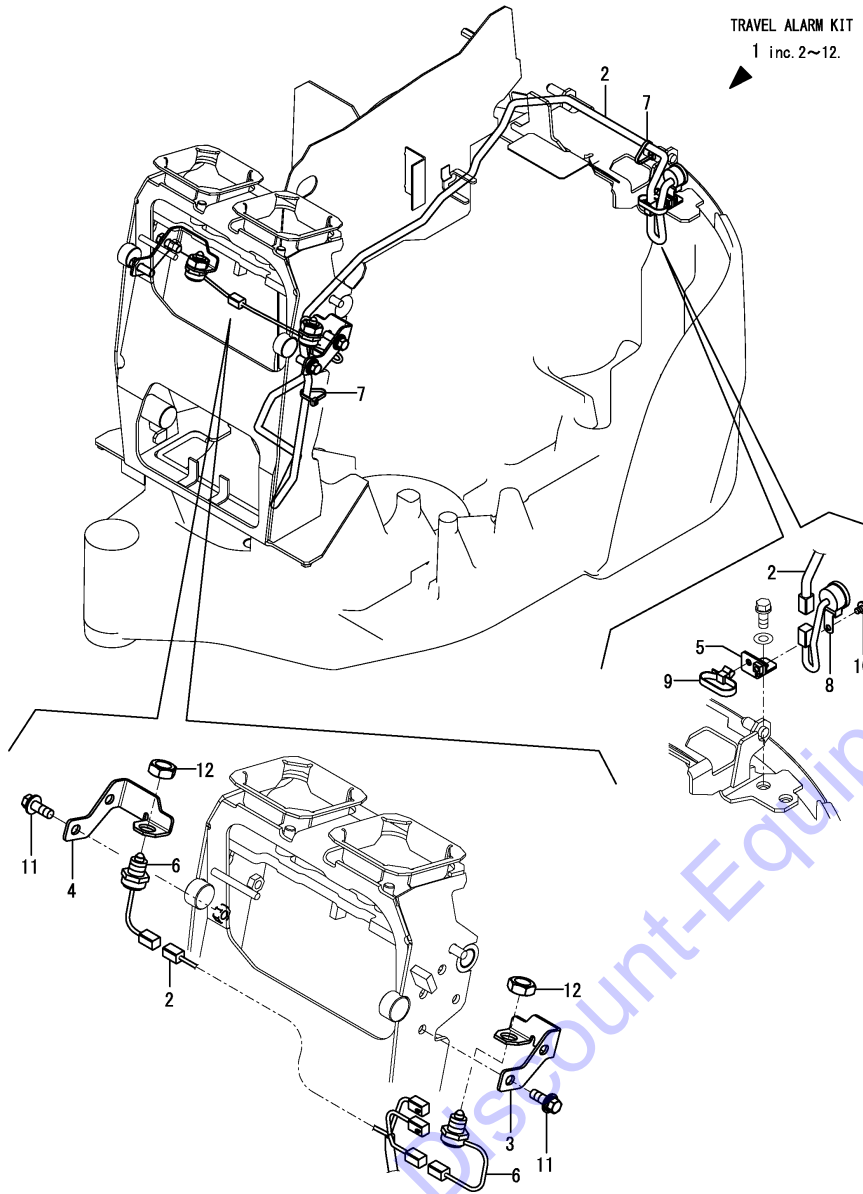


Go to Discount-Equipment.com to order your parts

Fig.86. TRAVEL ALARM KIT(OPTIONAL)

(A)=SV08-1A(US)  
 (B)=SV08-1A(AS)  
 (C)=SV08-1A(KR)

(D)=SV08-1A(NZ)  
 (E)=SV08-1A(SA)  
 (F)=SV08-1A(HK)



No.	Lev.	Parts No.	Description	Q'ty						I	R
				(A)	(B)	(C)	(D)	(E)	(F)		
1	1	172A82-08350	ALARM KIT, TRAVEL	1	1	1	1	1	1		
2	2	172A82-16550	HARNES, ALARM	1	1	1	1	1	1		
3	2	172A82-17260	STAY, SWITCH L	1	1	1	1	1	1		
4	2	172A82-17270	STAY, SWITCH R	1	1	1	1	1	1		
5	2	172A82-17310	STAY ASSY, BUZZER	1	1	1	1	1	1		
6	2	194464-52190	SWITCH, SAFETY START	2	2	2	2	2	2		
7	2	194202-56460	BAND, BINDING 200	2	2	2	2	2	2		
8	2	198071-57110	BUZZER, BACK	1	1	1	1	1	1		
9	2	1E8490-84130	CLAMP, BAND	1	1	1	1	1	1		
10	2	26014-060122	BOLT, M6X 12	1	1	1	1	1	1		
11	2	26014-100302	BOLT, M10X 30	4	4	4	4	4	4		
12	2	26776-180002	NUT, LOCK M18	2	2	2	2	2	2		

Remarks

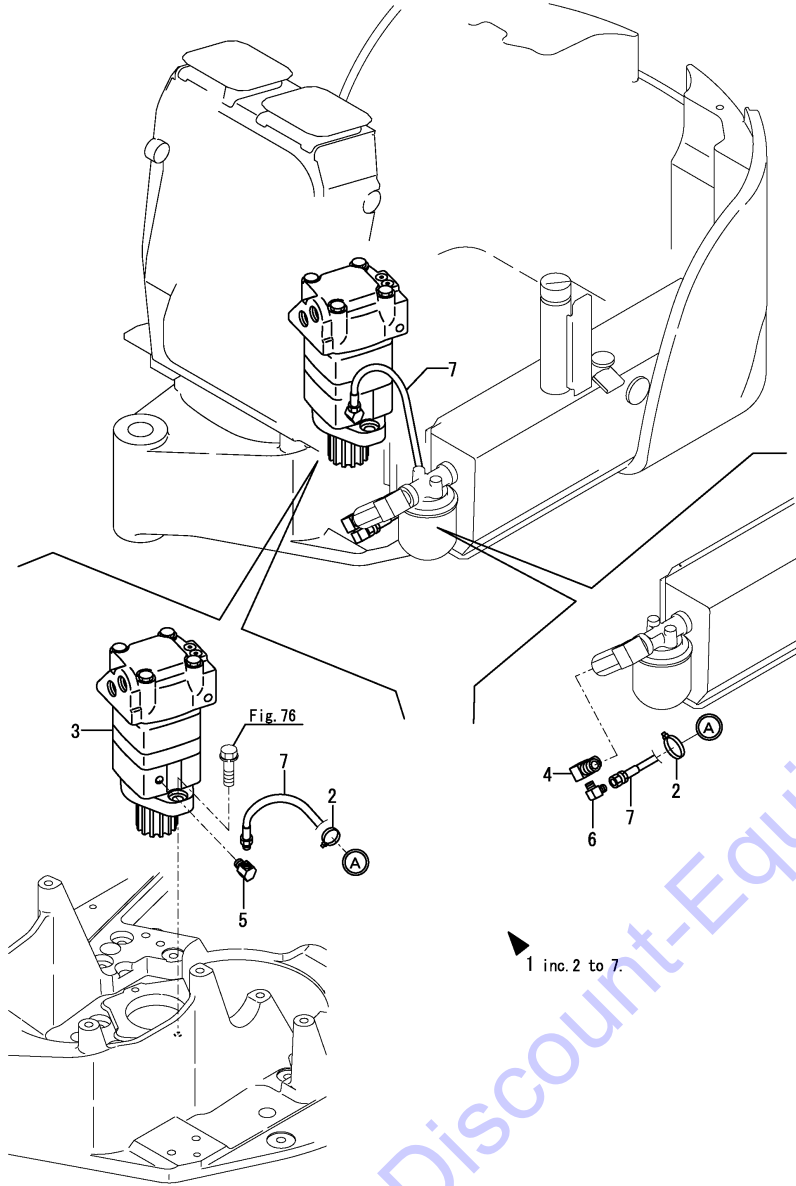
\* This item is applicable to MAG439 or following machines.

N:Old  $\xrightarrow{\text{Yes}}$  New, Q:Old  $\xrightarrow{\text{No}}$  New, R:Old  $\xrightarrow{\text{Yes}}$  New, S:Old  $\xrightarrow{\text{No}}$  New, W:Add, Z:Discontinued, F:Interchangeable by set, K:Q'ty Change

Fig.87. TURNING MOTOR KIT(OPTIONAL)

(A)=SV08-1A(US)  
 (B)=SV08-1A(AS)  
 (C)=SV08-1A(KR)

(D)=SV08-1A(NZ)  
 (E)=SV08-1A(SA)  
 (F)=SV08-1A(HK)



No.	Lev.	Parts No.	Description	Q'ty						I	R
				(A)	(B)	(C)	(D)	(E)	(F)		
1	1	172A82-73210	MOTOR KIT, SWING	1	1	1	1	1	1		
2	2	194202-56460	BAND, BINDING 200	2	2	2	2	2	2		
3	2	172A20-73200	MOTOR ASSY, SWING	1	1	1	1	1	1		1
4	2	172446-76140	ELBOW, 90 RGIX1/8	1	1	1	1	1	1		
5	2	172112-77480	ELBOW, 90 1/8	1	1	1	1	1	1		
6	2	172112-77660	JOINT, 90 PT1/8	1	1	1	1	1	1		
7	2	172A82-78240	HOSE, P202AB051	1	1	1	1	1	1		

Remarks  
 (1) Inner parts are shown in Fig.76(44A).



## Parts No. Index

Parts No.	Fig. No.	Ref. No.
114110-07760	1	49
114110-07761	1	49 -1
	77	49
	82	49
	83	49
119247-77100	13	16
		16 -2
119515-12520	5	8
119655-12560	5	8 -1
119655-12570	5	9
119808-12540	5	10
121450-44531	8	23
121468-44510	8	21
121468-44520	8	21 -1
121468-44540	8	24
121470-44581	8	26
124450-44560	8	25
124766-59050	8	39
	10	7
129052-55630	10	6
172068-28490	26	18
172110-89130	66	3
172112-16650	11	4
172112-76300-5	61	7
172112-76300-Y	61	7 -1
172112-77480	56	20 -1
	87	5
172112-77580	41	19
		34
172112-77660	56	21
	58	6
	87	6
172116-46630	34	16
172122-17190	28	1
	78	10
172122-46590	18	10
	19	18
	20	14
	21	14
172122-47250	22	17
	23	17
172122-79890	60	35
172122-79920	12	26
172122-79930	12	1
	13	19
172123-76121	53	3
	54	3
	55	3
	60	3
172124-46200	22	9

Parts No.	Fig. No.	Ref. No.
172124-46200	23	9
172125-03951	1	48
	2	29
	3	31
	5	11 A
	77	48
	82	48
	83	48
	84	29
172126-73400	43	40
172137-03300	1	16
	2	16
	77	15
	82	16
	83	15
	84	16
172137-14630	10	4
172137-16560	8	35
	10	10
		10 -1
	12	13
		21
172137-37360	14	6
172137-46042	5	14
172137-70490	76	2
172137-70500	76	3
172137-70520	76	4
172137-70530	76	5
172137-70570	76	6
172137-70580	76	7
172137-70590	76	8
172137-70610	76	9
172137-74520	47	35
		51
	48	14
		42
		58
	49	12
		27
	71	21 B
		35
		51
		51
	72	14
		42
		58
	73	12
		27
	79	19
		35
		50

Parts No.	Fig. No.	Ref. No.
172137-74520	80	13
		40
		51
	81	23
		38
172137-76100	53	1
	54	1
	55	1
	57	10
	60	1
172137-86240	66	2
172141-17150	13	11
172141-41360	16	3
	27	2
172141-41370	16	4
		5
	22	2
		26
	23	2
		26
	85	3
		4
172141-42750	18	1
	19	1
	20	1
	21	1
172141-64370	32	3
172141-72580	39	12
172141-76940	61	2
172141-76990	57	4
	61	3
172141-77150	76	26
172141-77170	76	27
172141-77210	76	28
172141-77230	76	29
172141-77260	76	32
172141-77300	76	30
172141-77800	62	2
172141-84630	63	36
172142-73800	45	12
	46	3
172142-76100	52	1
172142-76181	52	2
172145-76180	57	1
172146-12150	6	4
172146-41320	16	27
172147-77800	62	3
172148-73870	45	14
	46	5
172149-17120	13	7

Parts No.	Fig. No.	Ref. No.
172149-17130	13	9
172149-17140	13	8
		10
172151-45010	18	2
	19	2
	20	2
	21	2
172155-37310	14	5
172155-57610	30	13
172155-81390	28	14
	63	3
		20
	64	1
	65	6
	66	5
	67	1
172156-17401	13	12
172156-17420	13	13
172156-17430-5	13	14
172156-17430-Y	13	14 -1
172156-61320	6	7
172156-64420	32	4
172156-65690	34	25
172156-72410	38	8
	40	9
		16
	63	2
172156-72770	36	6
		8
	37	4
		6
	38	3
172156-73700	51	1
172156-73710	51	3
172156-74050	76	25
172156-76110	56	20
172156-78490	60	12
172156-78510	60	18
172156-78520	60	13
172156-78540	60	14
172156-81400	63	4
		8
		12
		21
		25
	64	2
		6
	65	7
		11
	66	6

## Parts No. Index

Parts No.	Fig. No.	Ref. No.
172156-81400	67	2
172157-45630	18	8
	19	16
	20	12
	21	12
172157-45650	22	16
	23	16
172157-45840	30	1
172157-46270	25	3
	26	3
172157-54800	30	3
172157-57600-1	30	9
172157-57601-1	30	9 -1
172157-57610	30	10
172157-57620	30	11
172157-57630	30	12
172157-58830	31	2
172157-70090	43	27
172157-70240	43	46
172157-70450	43	3
172157-70630	47	11
		26
		42
	48	3
		21
		34
		48
	49	3
		19
		36
	71	11
		26
		42
	72	3
		21
		34
		48
	73	3
		19
		36
	79	10
		26
		45
	80	2
		20
		32
		46
	81	2
		14
		30

Parts No.	Fig. No.	Ref. No.
172157-70640	47	12
		27
		43
	48	4
		22
		35
		49
	49	4
		20
		37
	71	12
		27
		43
	72	4
		22
		35
		49
	73	4
		20
		37
	79	11
		27
		46
	80	3
		21
		33
		47
	81	3
		15
		31
172157-70690	47	28
		44
	48	5
		36
		50
	49	5
		21
	71	21 A
		28
		44
	72	5
		36
		50
	73	5
		21
	79	12
		28
		47
	80	4
		34

Parts No.	Fig. No.	Ref. No.
172157-70690	80	48
	81	16
		32
172157-70700	47	13
		29
		45
	48	6
		23
		37
		51
	49	6
		22
		38
	71	13
		29
		45
	72	6
		23
		37
		51
	73	6
		22
		38
	79	13
		29
		48
	80	5
		22
		35
		49
	81	4
		17
		33
172157-70710	47	2
	48	1
	49	1
	71	2
	72	1
	73	1
	79	2
172157-70720	47	4
		30
		46
	48	7
	49	7
	71	4
		30
		46
	72	7
	73	7

Parts No.	Fig. No.	Ref. No.
172157-70720	79	4
		14
		30
	80	6
	81	18
172157-70820	47	14
		31
		47
	48	8
		24
		38
		53
	49	8
		23
		39
	71	14
		31
		47
	72	8
		24
		38
		53
	73	8
		23
		39
	79	15
		31
		49
	80	7
		23
		36
		50
	81	5
		19
		34
172157-72010	36	14
172157-72020	37	12
	40	10
	41	10
		25
	42	2
172157-72620	37	8
	40	4
	41	6
		21
	42	13
172157-72730	36	13
	37	11
	38	11
	40	7

## Parts No. Index

Parts No.	Fig. No.	Ref. No.
172157-72730	41	9
		24
	42	16
172157-73910	45	7
	46	10
172157-76150	58	1
	59	1
172157-76290	41	18
		33
172157-78640	53	13
172157-81302-3	65	1
172157-81302-Y	65	1 -1
172157-81341-3	65	4
172157-81341-Y	65	4 -1
172157-81351-3	65	5
172157-81351-Y	65	5 -1
172157-81360	64	11
	65	2
172157-81370	65	3
172157-81400-1	66	1
172157-81400-N	66	1 -1
172157-82340	63	30
172162-76320	58	4
	59	3
172164-16370	11	11
172164-19130	34	1
172164-45951	22	6
	23	6
172164-45961	22	7
	23	7
172164-45970	22	8
	23	8
172164-66170	34	26
172165-45071	20	3
	21	3
172165-45970	17	6
172165-47871	18	3
	19	3
172171-14300	10	2
172171-73460	76	19
172171-73470	76	22
172171-73480	76	20
172171-78850	58	27
172173-72550	39	8
172175-76590-1	61	10
172175-76590-Y	61	10 -1
172175-78760	60	21
172176-68210	30	25 -1
172179-73540	50	2
172183-03280	1	14

Parts No.	Fig. No.	Ref. No.
172183-03280	2	14
	77	13
	82	14
	83	13
	84	14
172183-16550	13	1
172183-16560	12	1 -1
172183-16590	12	5
172183-46430	19	9
172183-74350	47	6
	49	48
	71	6
	73	48
	79	6
	81	44
172186-16541	12	11
172186-17100	13	36
172186-72480	36	23
172186-72590	38	12
172186-72630	38	4
172186-72690	38	10
172186-72910	39	15
172186-72911	39	15 -1
172186-73160	43	7
172186-73230	43	58
172186-73240	43	37
172186-73410	43	41
172186-73450	43	52
172186-73710	43	82
172186-76370	56	12
172186-76390	56	9
172186-76410	52	4
172186-77100	62	5
172187-64831	33	10
172187-73570	43	55
172187-73600	43	81
172187-73670	43	21
172312-76240	56	10
	57	13
172422-73550	43	18
		19
172422-73650	43	20
172423-76120	53	4
172425-73540	43	43
172433-03251	1	12
	2	12
	3	29
	16	17 F
	77	11
	82	12

Parts No.	Fig. No.	Ref. No.
172433-03251	83	11
	84	12
172433-64511	33	2
172437-03252	1	13
	2	13
	3	1
	77	12
	82	13
	83	12
	84	13
172437-03312	1	17
	2	17
	3	2
	16	17 A
	77	16
	82	17
	83	16
	84	17
172437-03322	1	18
	2	18
	3	3
	51	15
	77	18
	82	18
	83	18
	84	18
172437-03343	1	20
	2	20
	3	4
	16	17 B
	77	20
	82	20
	83	20
	84	20
172437-03361	1	21
	2	21
	3	5
	34	45
	77	21
	82	21
	83	21
	84	21
172437-03372	1	22
	2	22
	3	6
	34	46
	77	22
	82	22
	83	22
	84	22

Parts No.	Fig. No.	Ref. No.
172437-03381	1	23
	2	23
	3	7
	34	47
172437-03391	1	24
	2	24
	3	8
	34	48
	77	24
	82	24
	83	24
	84	24
172437-03402	1	25
	2	25
	3	9
	34	49
	77	25
	82	25
	83	25
	84	25
172437-03422	1	27
	2	27
	3	11
	34	51
	77	27
	82	27
	83	27
	84	27
172437-03432	1	28
	2	28
	3	16
	16	17 C
	77	28
	82	28
	83	28
	84	28
172437-03441	1	29
	3	17
	33	13 A
	77	29
	82	29
	83	29
172437-03451	1	30
	3	18
	33	13 B
	77	30
	82	30
	83	30
172437-03461	1	31
	2	31

## Parts No. Index

Parts No.	Fig. No.	Ref. No.
172437-03461	3	12
	64	11 A
	77	31
	82	31
	83	31
172437-03501	84	31
	1	32
	2	32
	77	32
	82	32
172437-03511	83	32
	84	32
	1	33
	2	33
	77	33
172437-03601	82	33
	83	33
	84	33
	1	34
	3	30
172446-03160	34	53
	77	34
	82	34
	83	34
	1	3
172446-03170	2	3
	1	5
172446-03240	2	5
	1	11
172446-03440	82	11
	2	34
172446-03471	84	34
	74	21
172446-03491	74	22
172446-03501	74	23
172446-03620	2	39
	3	26
172446-03621	60	34 A
	2	39 -1
172446-03632	3	26 -1
	60	34 A-1
172446-03640	84	39
	1	35
172446-03640	2	35
	77	35
	82	35
	83	35
	84	35
172446-03640	1	36
	82	36

Parts No.	Fig. No.	Ref. No.
172446-03652	1	37
	2	37
	3	13
	60	33
	77	36
172446-03660	82	37
	83	36
	84	37
	74	25
	1	39
172446-03711	3	19
	60	34
	77	39
	82	39
	83	39
172446-11510	5	6
172446-11511	5	6 -1
172446-12100-1	6	2
172446-12130	6	3
172446-13330	8	4
172446-13450	8	9
172446-13460	8	10
172446-13470	8	11
172446-13480	8	12
172446-13490	8	13
172446-13530	30	21
172446-13540	8	17
172446-13550	8	18
172446-13560	8	14
172446-13570	8	15
172446-13580	8	16
172446-14150	9	8
172446-14250	9	13
172446-16100	11	1
172446-16110	11	2
172446-16111	11	2 -1
172446-16120	11	3
172446-16320-1	11	10
172446-16511	12	10
172446-16550	12	12
172446-16560	12	14
172446-17111	13	37
172446-29101-1	14	1
172446-30200	14	3
172446-37100-1	15	2
172446-37710	15	12
172446-37720-1	15	13
172446-38600	15	16
172446-45011-1	22	1
	23	1

Parts No.	Fig. No.	Ref. No.
172446-45012-1	22	1 -1
	23	1 -1
172446-45060-1	22	25
	23	25
172446-45061-1	22	25 -1
	23	25 -1
172446-45110-1	20	4
	21	4
172446-45140	20	5
	21	5
172446-45170-1	18	4
	19	4
172446-45210-1	22	5
	23	5
172446-45250-2	17	2
172446-45290-1	17	3
172446-45320-1	17	4
172446-45340-1	17	5
172446-45350-1	27	1
172446-45390	27	7
172446-45650	25	1
172446-45680	26	1
172446-45700-1	26	2
172446-45710-1	25	2
172446-45750	18	9
	19	17
	20	13
	21	13
172446-45760	25	11
	26	11
172446-45800	18	5
	19	5
	20	6
	21	6
172446-45820	25	12
	26	12
172446-45850-1	19	6
172446-45890-1	19	7
172446-45900	19	8
172446-45910-1	26	19
172446-45950	27	3
172446-46220	18	19
	20	23
172446-49100	16	29
172446-49120	16	10
		31
172446-49180	16	11
172446-49200-1	16	12
172446-49200-Y	16	12 -1
172446-49250	16	13

Parts No.	Fig. No.	Ref. No.
172446-49260	16	15
172446-49270	16	16
172446-49280	16	7
	85	6
172446-49290	16	17
172446-49350	16	23
172446-49450	16	13 -1
172446-50500-1	28	2
172446-50701-1	28	3
172446-50711-1	28	4
172446-50900-1	28	5
172446-50910-1	28	6
172446-50960-1	28	7
172446-50970-1	28	8
172446-51001	28	9
172446-51041	28	10
172446-51051	28	11
172446-51081-1	28	13
172446-58800	31	1
172446-61500-1	28	19
172446-61531-1	28	20
172446-62210	31	7
172446-62220	31	6
172446-62230	31	8
172446-62240	31	9
172446-62930	34	5
172446-64200	32	2
172446-65190	34	8
172446-65240	34	10
172446-65280	34	13
172446-65281	34	13 -1
172446-65300	34	17
172446-65371	34	19
172446-65372	34	19 -1
172446-65380	34	20
172446-65470	34	22
172446-65502	34	23
172446-65540	34	24
172446-65581	34	15
172446-72100-1	36	1
172446-72100-N	36	1 -1
172446-72110	36	2
172446-72140-1	36	5
172446-72140-N	36	5 -1
172446-72260	36	7
172446-72350-1	36	22
172446-72350-N	36	22 -1
172446-72370	36	10
172446-72400-1	37	1
172446-72400-N	37	1 -1

## Parts No. Index

Parts No.	Fig. No.	Ref. No.
172446-72420-1	37	3
172446-72420-N	37	3 -1
172446-72490	37	5
172446-72550-2	38	1
172446-72550-N	38	1 -1
172446-72570-2	38	2
172446-72570-N	38	2 -1
172446-72640	38	7
172446-72681	38	9
172446-72700-1	40	1
172446-72720	40	8
172446-72760	40	15
172446-72801-1	39	1
172446-72801-N	39	1 -1
172446-72820-1	39	14
172446-72820-N	39	14 -1
172446-72860	39	16
172446-72900-1	41	3
172446-72910-1	41	15
172446-72940-1	41	20
172446-72950-1	41	30
172446-72970	41	16
		31
172446-73010-3	41	1
172446-73030-1	41	2
172446-73100	35	8
172446-73101	35	8 -1
172446-73120	35	9
172446-73130	35	10
172446-73140	35	11
172446-73150	35	12
172446-73840	45	1
172446-73860	45	2
172446-73872	45	3
	46	8
172446-73890	45	6
	46	9
172446-73900	45	11
	46	2
172446-74120	47	3
	71	3
	79	3
172446-74130	47	25
	71	25
	79	9
172446-74140	47	41
	71	41
	79	25
172446-74150	48	2
	72	2

Parts No.	Fig. No.	Ref. No.
172446-74150	80	1
172446-74160	48	20
	49	35
	72	20
	73	35
	80	19
	81	1
172446-74170	48	33
	72	33
	80	31
172446-74190	49	2
	73	2
	81	13
172446-74200	49	18
	73	18
	81	29
172446-74230	47	57
	49	32
	71	57
	73	32
	79	41
	81	47
172446-74240	49	33
	73	33
	81	48
172446-74260	47	34
	71	34
	79	18
172446-74280	47	50
	71	50
	79	34
172446-74300	48	13
	72	13
	80	12
172446-74320	48	27
	49	42
	72	27
	73	42
	80	26
	81	8
172446-74340	48	41
	72	41
	80	39
172446-74380	49	11
	73	11
	81	22
172446-74400	49	26
	73	26
	81	37
172446-74410	47	32

Parts No.	Fig. No.	Ref. No.
172446-74410	71	32
	79	16
172446-74420	47	48
	71	48
	79	32
172446-74430	48	11
	72	11
	80	10
172446-74440	48	25
	49	40
	72	25
	73	40
	80	24
	81	6
172446-74450	48	39
	72	39
	80	37
172446-74470	49	9
	73	9
	81	20
172446-74480	49	24
	73	24
	81	35
172446-74500	50	1
172446-74510	50	3
172446-74520	50	4
172446-74550	47	10
172446-74560	47	22
	71	22
	79	58
172446-74570	47	17
172446-74580	47	15
172446-74600	48	47
	72	47
	80	45
172446-74620	48	57
	72	57
	80	54
172446-74630	48	55
	72	55
	80	52
172446-75250	51	8
172446-76140	56	8 -1
	87	4
172446-76200-2	57	12
172446-76300-2	57	3
172446-76350	61	1
172446-76500-1	61	8
172446-76500-Y	61	8 -1
172446-76520-1	61	9

Parts No.	Fig. No.	Ref. No.
172446-76520-Y	61	9 -1
172446-77100	62	1
172446-78110	52	8
172446-78130	56	16
172446-78140	53	10
172446-78150	53	11
172446-78161	60	6
172446-78171	60	7
172446-78191	60	8
172446-78201	60	9
172446-78240	56	24
172446-78250	57	8
172446-78271	60	10
172446-78281	60	11
172446-78290	53	12
172446-78550	58	14
172446-78570	58	15
172446-78580	58	16
172446-78590	58	18
172446-78600	58	19
172446-78610	58	20
172446-78620	58	21
172446-78630	58	22
172446-78640	58	23
		24
172446-78650	57	9
172446-78660	58	25
172446-78670	58	26
172446-78680	60	16
172446-78690	56	15
172446-78700	58	17
172446-78710-1	60	17
172446-78710-Y	60	17 -1
172446-78750-3	60	20
172446-78750-Y	60	20 -1
172446-78760	60	22
172446-78770	60	23
172446-78800	61	13
172446-78810	61	14
172446-78920	57	15
172446-78930	56	18
172446-81090-1	63	1
172446-81090-Y	63	1 -1
172446-81490-1	64	10
172446-81490-Y	64	10 -1
172446-82300-1	63	29
172446-82300-Y	63	29 -1
172446-94450-1	67	16
172446-94500-1	67	8
172446-94600-1	67	9

## Parts No. Index

Parts No.	Fig. No.	Ref. No.
172446-94610-1	67	10
172446-94700	67	11
172446-94710	67	12
172447-13260	7	8
	68	8
172447-14160	9	9
172447-14310	9	14
172447-17130	13	18
172447-17140	12	7
172447-17150	12	8
172447-45230	17	1
172447-53560	43	2
172447-72321	36	9
	37	2
	40	2
	41	4
		35
	42	7
172447-72380	36	11
172447-72531	36	12
	37	7
	40	3
	41	5
		36
	42	12
172447-72532	36	12 -1
	37	7 -1
	40	3 -1
	41	5 -1
		36 -1
	42	12 -1
172447-72790-3	40	17
172447-73100	43	28
172447-73120	43	29
172447-73140	43	30
172447-73150	43	31
172447-73160	43	32
172447-73170	43	33
172447-73180	43	34
172447-73190	43	35
172447-73250	43	38
172447-73280	43	39
172447-73300	43	1
172447-73440	43	12
172447-73450	43	13
172447-73480	43	16
172447-73500	43	73
172447-73510	43	42
172447-73550	43	44
172447-73560	43	2 -1

Parts No.	Fig. No.	Ref. No.
172447-73570	43	56
172447-73580	43	61
172447-73590	43	71
172447-73840	45	13
	46	4
172447-74200	49	47
	73	47
	81	43
172447-74250	47	5
	71	5
	79	5
172447-74300	48	9
	72	9
	80	8
172447-74310	48	10
	72	10
	80	9
172447-74380	49	49
	73	49
	81	45
172447-76210	58	2
	59	2
172447-76520	58	3
	59	23
172447-76700	58	5
	59	4
172448-03180	2	11
	77	5
	83	5
	84	11
172448-50720	29	5
	78	5
172448-50770-2	29	6
	78	6
172448-73840	46	1
172448-73860	46	7
172448-73900	45	16
	46	14
	69	19
	70	2
172449-37110-1	15	3
172449-72321	39	7
172449-72560	39	9
172449-72681	39	13
172449-73340	76	16
172449-73350	76	17
172449-73360	76	18
172455-61720	8	36
172456-53700	16	18
172458-64600	30	25

Parts No.	Fig. No.	Ref. No.
172462-03320	1	19
	2	19
	77	19
	82	19
	83	19
	84	19
172462-78800	53	14
172463-03290	1	15
	2	15
	77	14
	82	15
	83	14
	84	15
172469-03261	74	7
172469-03320	74	12
172469-03360	74	16
172469-07330	4	1
172469-45360	18	18
	20	22
172472-03141	1	2
	2	2
	3	15
	34	44
	77	2
	82	2
	83	2
	84	2
172478-03350	74	14
172480-03220	2	36
	77	10
	83	10
	84	36
172480-50480	29	3
	78	3
172480-50910	29	7
	78	7
172480-65450	34	18
172480-68742	33	14
172480-72510-1	42	10
172480-73700	51	4
172480-75350	51	9
172498-11330	5	1
172498-13600	8	19
172498-13611	8	20
172498-16520	12	9 A
172498-45600	22	15
	23	15
172498-64770	33	3
172498-64771	33	3 -1
172498-64772	33	3 -2

Parts No.	Fig. No.	Ref. No.
172498-71130	35	2
172498-81320	63	18
172498-82320	63	35
172498-94200	67	6 A
172498-94220	67	6
172498-94240	67	7
172524-17010	13	2
172524-17011	13	2 -1
172524-17330	13	3
172638-76190	57	2
172648-16600	12	6
172652-64220	33	1
172734-14620	8	38
	10	5
172734-41300	18	17
	20	21
	76	33
172842-77640	76	33
172A20-11310	5	2
172A20-11510	5	5
172A20-11550	5	7
172A20-12200	6	1
172A20-13100	7	1
172A20-13110	7	2
172A20-13120	7	4
	68	3
172A20-13150	7	6
172A20-13160	7	7
172A20-13301	8	1
172A20-13320	8	3
172A20-13350	8	5
172A20-13420	8	6
172A20-13430	8	7
172A20-17100	13	17 -2
172A20-17110	13	17
172A20-17111	13	17 -1
172A20-37100	15	1
172A20-37150	15	11
172A20-45550-1	16	24
172A20-50200-1	29	1
172A20-50201	29	1 -1
	78	1
172A20-50350-1	29	2
	78	2
172A20-50500-1	29	4
	78	4
172A20-61500-1	29	10
	78	11
172A20-61530	29	12
172A20-65100-1	34	6
172A20-65300	34	9

## Parts No. Index

Parts No.	Fig. No.	Ref. No.
172A20-65301	34	9 -1
172A20-65310	34	12
172A20-65320	34	11
172A20-65330	34	14
172A20-71100	35	1
172A20-71200	35	6
172A20-72500-1	42	1
172A20-72530	42	11
172A20-73200	76	1
	87	3
172A20-73210	76	10
172A20-73220	76	11
172A20-73230	76	12
172A20-73240	76	13
172A20-73260	76	14
172A20-73270	76	15
172A20-73310	44	1
172A20-73311	44	1 -1
		1 -2
172A20-73320	44	2
172A20-73321	44	2 -1
172A20-73330	44	3
172A20-73340	44	4
172A20-73400	44	2 A
172A20-73410	44	2 B
172A20-73420	44	2 C
172A20-73430	44	2 D
172A20-73440	44	2 E
172A20-73500	76	21
172A20-73510	76	23
172A20-73520	76	24
172A20-78100	52	7
172A20-78120	52	9
172A20-78150	55	11
172A20-78160	55	9
172A20-78180	55	10
172A20-78190	55	15
172A20-78200	55	12
172A20-78210	55	8
172A20-78220	55	14
172A20-78230	55	13
172A20-78240	56	19
172A20-78400	59	14
		22
172A20-78430	59	13
		15
172A20-78440	59	20
172A20-78450	59	21
172A20-78460	59	18
172A20-78470	59	11

Parts No.	Fig. No.	Ref. No.
172A20-78480	59	12
172A20-78490	59	19
172A20-78500	59	16
172A20-78510	59	17
172A20-82100	65	15
		16
	66	10
172A20-82120	66	4
172A29-03180	1	6
	2	6
172A29-03190	1	7
	2	7
172A29-03600	2	38
172A29-03720	1	40
	2	40
	77	40
	82	40
	83	40
	84	40
172A29-03740	1	42
	3	21
	33	13 C
	77	42
	82	42
	83	42
172A29-03750	1	43
	3	22
	33	12 D
	77	43
	82	43
	83	43
172A29-03760	1	44
	2	42
	3	14
	16	17 D
	77	44
	82	44
	83	44
	84	42
172A29-03781	2	41
	3	25
	34	52 A
	84	41
172A29-03782	3	25 -1
	34	52 A-1
	84	41 -1
172A29-03800	1	45
	2	43
	77	45
	82	45

Parts No.	Fig. No.	Ref. No.
172A29-03800	83	45
	84	43
172A29-03810	1	46
	2	30
	3	23
	16	17 E
	77	46
	82	46
	83	46
	84	30
172A29-03820	1	47
	3	24
	16	28
	77	47
	82	47
	83	47
172A29-03910	74	30
172A29-03920	74	31
172A29-03940	74	33
172A29-03950	74	34
172A29-03960	74	35
172A29-03970	74	36
172A29-03980	74	37
172A29-08450-1	16	32
	85	1
172A29-14100	9	1
172A29-14200	9	17
172A29-14240	9	19
172A29-14250	9	20
172A29-14280	9	22
172A29-14600	10	3
172A29-16300	11	9
172A29-16500	12	2
172A29-16501	12	2 -1
172A29-45100-1	22	4
	23	4
172A29-45400-1	16	2
172A29-45401-1	16	2 -1
172A29-45402	16	2 -2
	85	2
172A29-45500	13	39
	16	34
	85	8
172A29-46300	24	1
172A29-46340	24	2
172A29-46350	24	3
172A29-46420	24	6
172A29-46490	24	9
172A29-46540	24	12
172A29-49100	16	8

Parts No.	Fig. No.	Ref. No.
172A29-51060	28	12
172A29-54141	30	23
172A29-54180-1	30	5
172A29-54180-Y	30	5 -1
172A29-54300-1	30	20
172A29-54300-Y	30	20 -1
172A29-54500-1	30	2
172A29-54500-N	30	2 -1
172A29-57620	30	9 A
172A29-57630	30	9 B
172A29-62100	31	4
172A29-62151	31	3
172A29-62400	31	4 -1
172A29-62801	34	2
172A29-62900	34	4
172A29-64800	33	9
172A29-65200-1	34	21
172A29-68500-1	33	12
172A29-68500-N	33	12 -1
172A29-68610-1	33	13
172A29-68610-N	33	13 -1
172A29-74210	47	1
172A29-74220	71	1
	79	1
172A29-74350	47	9
	49	51
	71	9
	73	51
	79	42
	81	49
172A29-74360	47	58
	71	58
	79	43
172A29-74410	71	10
	79	44
172A29-74600	71	15
	79	51
172A29-74610	71	17
	79	53
172A29-78130	54	14
172A29-78140	54	13
172A29-78150	54	9
172A29-78160	54	11
172A29-78170	54	10
		15
172A29-78180	54	12
172A29-78190	54	8
172A29-81400	63	16
		17
172A29-81620	64	12

## Parts No. Index

Parts No.	Fig. No.	Ref. No.
172A29-81620	64	13
172A29-82350	63	31
172A29-82370	63	32
172A29-82400	63	33
172A29-82450	63	34
172A36-03411	1	26
	2	26
	3	10
	34	50
	77	26
	82	26
	83	26
	84	26
172A37-03150	74	2
172A37-03160	74	3
172A37-03180	74	4
172A37-03241	74	5
172A37-03250	74	6
172A37-03271	74	8
172A37-03290	74	9
172A37-03300	74	10
172A37-03310	74	11
172A37-03330	74	13
172A37-03350	74	15
172A37-03360	74	17
172A37-03370	74	18
172A37-03410	74	19
172A37-03430	74	20
172A37-03500	74	24
172A37-03710	74	26
172A37-03720	74	27
172A37-03730	74	28
172A38-03201	1	8
	2	8
	3	27
	8	27 A
	77	8
	82	8
	83	8
	84	8
172A38-03211	1	10
	2	10
	3	28
	8	18 A
	77	9
	82	10
	83	9
	84	10
172A54-64100	32	1
172A54-64110	32	1 A

Parts No.	Fig. No.	Ref. No.
172A54-64120	32	1 B
172A54-72320	36	9 -1
	37	2 -1
	40	2 -1
	41	4 -1
		35 -1
	42	7 -1
172A55-03310	1	9
	2	9
172A64-03380	1	23 -1
	2	23 -1
	3	7 -1
	34	47 -1
	77	23
	82	23
	83	23
	84	23
172A64-03700	1	4
	2	4
	77	37
	82	4
	83	37
	84	4
172A64-16120	11	2 B
172A64-64010	32	1 -1
172A64-64011	32	1 -2
172A64-64020	32	1 C
172A64-64030	32	1 D
172A64-64050	32	1 E
172A64-72040	39	2
172A64-73790	69	1
172A64-73800	69	2
172A64-73810	69	3
	70	4
172A64-73840	69	6
172A64-73850	69	7
	70	7
172A64-73860	69	9 -1
	70	9 -1
172A64-73870	69	10
	70	10
172A64-73880	69	9
	70	9
172A64-73890	69	15
	70	15
172A77-64270	33	1 -1
172A82-03010	74	1
172A82-03060	1	1
172A82-03061	1	1 -1
172A82-03062	82	1

Parts No.	Fig. No.	Ref. No.
172A82-03070	2	1
172A82-03071	2	1 -1
172A82-03072	84	1
172A82-03090	77	1
172A82-03091	83	1
172A82-03160	1	3 -1
	2	3 -1
	77	3
172A82-03170	1	5 -1
	2	5 -1
	77	4
172A82-03180	1	6 -1
	2	6 -1
	77	6
172A82-03190	1	7 -1
	2	7 -1
	77	7
172A82-03470	82	6
	83	6
	84	6
172A82-03601	2	38 -1
	84	38
172A82-03700	1	38
	82	38
172A82-03710	77	38
	83	38
172A82-03730	1	41
	3	20
	34	52
	77	41
	82	41
	83	41
172A82-03731	3	20 -1
	34	52 -1
	82	41 -1
	83	41 -1
172A82-03790	82	5
	83	4
	84	5
172A82-03900	74	29
172A82-03930	74	32
172A82-03931	74	32 -1
172A82-07350	4	1 -1
172A82-08350	86	1
172A82-13100	68	1
172A82-13110	68	2
172A82-13120	68	4
172A82-13130	68	5
172A82-13160	68	6
172A82-13220	68	7

Parts No.	Fig. No.	Ref. No.
172A82-13240	7	5
172A82-13651	8	19 -1
172A82-16550	86	2
172A82-17150	13	38
172A82-17260	86	3
172A82-17270	86	4
172A82-17310	86	5
172A82-37300	75	1
172A82-37320	75	3
172A82-42750	18	1 -1
	19	1 -1
	20	1 -1
	21	1 -1
172A82-45550	16	24 -1
172A82-49200	16	29 -1
172A82-49300	16	8 -1
172A82-65080	34	6 -1
172A82-65081	34	6 -2
172A82-72700	38	10 -1
172A82-73210	87	1
172A82-73890	70	1
172A82-73900	70	3
172A82-73940	70	16
172A82-78240	56	24 -1
	87	7
172A83-65100	34	6 B
172A86-03310	1	9 -1
	2	9 -1
	77	17
172A86-03720	82	3
	83	3
	84	3
172A86-03770	82	9
	83	17
	84	9
172A88-03010	34	6 A-1
	82	52
	83	52
	84	46
172A88-03050	1	52
	2	46
	34	6 A
	77	52
172B02-73860	69	8
	70	8
172B02-73870	69	11
	70	11
172B02-73880	69	12
	70	12
172B02-73890	69	11 -1



## Parts No. Index

Parts No.	Fig. No.	Ref. No.
172B02-73890	70	11 -1
172B03-03230	74	38
172B03-03800	1	53
	3	32
	82	53
172B03-03810	1	54
	3	33
	82	54
172B04-03970	82	7
	83	7
	84	7
194151-04141	9	2
194151-04150	9	3
194151-57100	13	15
194200-37780	18	16
	20	20
194202-56460	12	15 -1
		23 -1
		24 -1
		26 -1
	24	19
	53	9
	54	16
	55	16
	56	25
	60	30
		31
		36
	86	7
	87	2
194250-04301	9	4
194250-04321	9	6
194464-52190	86	6
194940-24350	30	8
194940-61790	12	16
198071-57110	86	8
198072-04320	10	1
198461-52950	13	16 -1
1A1060-48300	15	4
1A1380-55310	12	15
		22
		23
		24
	53	8
	56	17
1A1380-62160	30	19
	31	12
1A1686-57850	6	13
	12	28
1A6260-27270	16	1

Parts No.	Fig. No.	Ref. No.
1C6281-52310	6	6
	17	7
	22	28
	23	28
	27	4
1C6281-52320	6	8
1E6140-73420	75	4
1E6740-64200	18	17 -1
	20	21 -1
1E8490-01351	7	3
1E8490-84130	86	9
22117-060000	18	11
	19	19
	20	15
	21	15
	25	13
	26	13
22117-080000	18	12
		20
	19	20
	20	16
		24
	21	16
	22	18
	23	18
	60	32
22137-060000	8	28
	13	20
		21
22137-080000	11	5
		12
	24	13
	26	20
	30	6
	34	31
		32
	60	26 -1
22137-100000	8	29
	12	17
	13	22
	16	25
	33	11 -1
	34	33
	35	13
22137-120000	33	11
22137-200000	19	10
22157-080000	34	34
	60	15
22157-100000	19	11
22217-080000	10	8

Parts No.	Fig. No.	Ref. No.
22217-080000	11	6
	13	23
	22	10
	23	10
	34	35
	35	3
	60	24
		25
		26
	69	16
	70	17
22217-100000	7	9
	8	37
	12	18
	28	21
		22
	30	14
	45	18
	63	37
	70	20
22217-120000	15	9
	33	15
	68	9
22217-140000	7	10
	68	10
22217-160000	29	8
	78	8
22217-180000	57	14
22242-000120	24	14
22242-000150	43	53
22242-000250	14	7
22242-000300	15	5
22242-000350	63	38
22242-000401	45	8
	46	11
22242-000451	69	17
	70	18
22252-000470	14	8
	75	5
	15	6
22252-000620	15	6
22351-030012	43	54
22351-030025	17	8
22351-040008	24	15
22351-050012	43	22
22351-050025	17	9
22372-080000	32	5
	34	37
22372-120000	34	36
22417-160160	18	21
	20	25

Parts No.	Fig. No.	Ref. No.
22417-160160	22	19
		20
	23	19
		20
	25	4
		14
	26	4
		14
22417-200200	34	38
22417-400350	67	13
22486-100500	25	5
	26	5
22487-080160	6	5
	8	40
22857-400120	12	19
23000-013000	56	14
23000-054000	5	12
23001-025000	8	30
23001-035000	8	31
23001-041000	52	10
23010-014000	9	11
23065-070130	8	27
23391-020000	53	5
	54	4
	55	4
	58	7
		8
	59	5
	60	4
23393-020000	54	5
	55	5
	56	11
	58	9
	59	6
23393-030000	56	8
23393-040000	61	4
23394-020000	54	6
	55	6
	58	10
	59	7
23491-080002	9	10
23491-140002	51	12
23871-010000	45	9
	46	12
	69	18
	70	19
23871-030000	57	5
24101-060020	43	23
24101-060044	43	83
24101-060054	14	9

## Parts No. Index

Parts No.	Fig. No.	Ref. No.
24101-060054	75	6
24101-062064	15	7
24311-000090	9	12
24311-000100	43	24
24311-000140	20	7
	21	7
24311-000160	9	15
	51	13
24311-000210	24	16
24311-240100	47	18
		36
		52
	48	15
		28
		43
		59
	49	13
		28
		43
	71	18
		36
		52
	72	15
		28
		43
		59
	73	13
		28
		43
	79	20
		36
		54
	80	14
		27
		41
		55
	81	9
		24
		39
24311-350220	51	11
24315-000040	48	62
	72	62
	80	59
24315-000060	43	74
24315-000080	58	11
	59	8
24315-000100	47	23
	48	32
	49	34
	71	23

Parts No.	Fig. No.	Ref. No.
24315-000100	72	32
	73	34
	79	59
24315-000110	43	75
	47	7
		19
		37
		53
	48	16
		29
		44
		60
	49	14
		29
		44
		50
	53	2
		6
	54	2
		7
	55	2
		7
	57	6
		11
	58	12
	59	9
	60	2
		5
	71	7
		19
		37
		53
	72	16
		29
		44
		60
	73	14
		29
		44
		50
	76	31
	79	7
		21
		37
		55
	80	15
		28
		42
		56
	81	10

Parts No.	Fig. No.	Ref. No.
24315-000110	81	25
		40
		46
24315-000140	43	25
		76
	47	8
		38
		54
	48	17
	49	15
	52	3
		5
	56	13
	58	13
	59	10
	71	8
		38
		54
	72	17
	73	15
	79	8
		22
		38
	80	16
	81	26
24315-000180	43	26
	53	7
	56	7
24315-000240	52	6
24315-000440	51	5
24315-000560	69	13
	70	13
24321-000700	45	15
	46	6
24321-001300	43	79
24325-000700	69	14
	70	14
24325-001050	43	80
24341-000060	44	2 F-1
24341-000080	44	2 F
24341-000670	44	2 G
24356-240370	44	2 H
24550-014100	24	5
		8
		11
24550-014150	16	3 -1
	27	2 -1
	85	7
24550-025250	36	4
	37	10

Parts No.	Fig. No.	Ref. No.
24550-025250	38	6
	40	6
	41	8
		23
	42	15
24550-030300	39	11
24761-020000	22	11
	23	11
	28	15
	36	20
	37	17
	39	18
	41	17
		32
	62	4
	65	17
	66	11
	67	14
24761-040000	28	16
	36	21
	38	17
	67	15
24761-050000	16	19
	27	5
	63	19
	64	14
24761-060000	24	17
26013-060122	13	25
		26
		27
		28
		40
	16	35
	85	9
26013-060202	8	32
26013-060252	13	29
26013-080162	5	13
	8	33
	11	13
	12	29
	30	7
	32	6
	71	59
26013-080202	9	23
	19	12
	24	18
	32	1 F
	34	39
	47	59

## Parts No. Index

Parts No.	Fig. No.	Ref. No.
26013-080202	79	61
26013-080252	30	17
26013-080302	35	4
26013-080352	45	10
	46	13
	60	29 -1
26013-100162	29	9
	41	37
	57	7
	78	9
26013-100202	7	11
	8	34
	13	30
	16	20
		21
		26
	19	13
	28	17
	29	11
		13
	34	40
	36	24
	61	5
		12
	68	11
	78	12
26013-100252	7	12
	28	18
	31	10
	35	14
	51	14
26013-100302	7	13
	68	12
26013-100352	5	3
	68	13
26013-100402	46	15
	69	20
26013-100552	61	11
26013-120202	30	24
26013-120252	14	10
	75	7
26013-120352	44	6
	76	34
26014-060122	86	10
26014-080162	30	7 -1
	40	18
26014-080202	15	14
26014-100302	86	11
26051-060002	18	13
	19	21

Parts No.	Fig. No.	Ref. No.
26051-060002	20	17
	21	17
	25	15
		16
	26	15
		16
26051-080002	5	4
	18	14
		15
		22
		23
	19	22
		23
	20	18
		19
		26
		27
	21	18
		19
	22	21
		22
	23	21
		22
26051-100002	34	41
26072-100302	45	17
	70	21
26072-100352	30	15
26072-100552	30	16
26076-120352	33	16
26106-080202	32	1 F-1
26116-060162	13	24
26116-060352	33	17
26116-080122	10	9
26116-080162	11	7
	13	31
	30	18
	60	27
		28
26116-080252	31	11
26116-080254	6	9
26116-080302	60	29
26116-080354	25	6
	26	6
26116-080454	22	12
	23	12
26116-080504	25	7
	26	7
26116-080604	25	8
	26	8
26116-100162	12	20

Parts No.	Fig. No.	Ref. No.
26116-100202	28	23
		24
	63	40
26116-100402	33	2 -1
26116-120252	15	10
26346-080002	22	13
	23	13
26347-080002	34	43 -1
26347-100002	34	42
26366-080002	25	9
	26	9
26367-100002	9	24
26450-050452	47	20
		39
		55
	48	18
		30
		45
		52
	49	16
		30
		45
	71	20
		39
		55
	72	18
		30
		45
		52
	73	16
		30
		45
	79	23
		39
		56
	80	17
		29
		43
		57
	81	11
		27
		41
26450-060102	9	16
26450-080802	50	5
26450-080902	50	5 -1
26450-100202	44	5
26450-100252	14	2
	43	84
26450-100352	35	7
26557-050102	47	21

Parts No.	Fig. No.	Ref. No.
26557-050102	47	40
		56
	48	19
		31
		46
		61
	49	17
		31
		46
	71	21
		40
		56
	72	19
		31
		46
		61
	73	17
		31
		46
	79	24
		40
		57
	80	18
		30
		44
		58
	81	12
		28
		42
26587-040062	18	6
	19	14
	20	8
	21	8
26589-060162	16	22
26716-060002	33	18
26716-080002	11	8
		14
	13	32
	25	10
	26	10
	34	43
	35	5
	47	24
	71	24
	79	60
26716-100002	7	14
	33	10 -1
26716-120002	68	14
26716-200002	15	15
26736-140002	7	15

## Parts No. Index

Parts No.	Fig. No.	Ref. No.
26736-140002	68	15
26756-080002	6	10
	18	7
	19	15
	20	9
		10
	21	9
		10
26756-100002	22	14
	23	14
26756-120002	6	11
	63	41
26757-080002	26	21
26776-180002	86	12
26979-080252	20	11
	21	11
29420-100000	12	9
41851-000110	53	6 -1
	54	7 -1
	55	7 -1
	56	23
		23 -1
	57	6 -1
	58	12 -1
	59	9 -1
	60	5 -1
41851-000140	52	5 -1
	58	13 -1
	59	10 -1
41851-000180	53	7 -1
	56	7 -1
41851-000240	52	6 -1
772446-37301	75	9
772446-76120	56	1
772A20-75100	51	6
933110-54100	17	10
	18	24
	20	28
	22	23
		24
	23	23
		24
	25	17
	26	17
	27	6
933113-05180	13	34
933113-05190	13	33
933113-15900	13	35
933125-05300	39	17
933147-03400	36	26

Parts No.	Fig. No.	Ref. No.
933152-03700	14	11
	15	8
	75	8
933160-06711	63	42
		46
933166-24240	61	6
933168-14170	36	25
933168-55770	12	27
933170-01490	6	12
933171-15801	12	25

Parts No.	Fig. No.	Ref. No.
-----------	----------	----------

Parts No.	Fig. No.	Ref. No.
-----------	----------	----------

Go to [Discount-Equipment.com](http://Discount-Equipment.com) to order your parts

# PARTS FINDER

**Search Website  
by Part Number**



**Search Manual  
Library For Parts  
Manual & Lookup Part  
Numbers – Purchase  
or Request Quote**

**Search Manuals**

Enter your information to help us find the right parts manual for your machine.

\* Brand:

\* Model:

\* Serial:

\* Part Number:

SEARCH

**Can't Find Part or  
Manual? Request Help  
by Manufacturer,  
Model & Description**

**Parts Order Form**

Please fill in the following information to help us find the right part for your machine.

MANUFACTURER:

MODEL:

DESCRIPTION:

SEARCH

Discount-Equipment.com is your online resource for quality parts & equipment.

Florida: **561-964-4949** Outside Florida TOLL FREE: **877-690-3101**

**Need parts?**

Click on this link: <http://www.discount-equipment.com/category/5443-parts/> and choose one of the options to help get the right parts and equipment you are looking for. Please have the machine model and serial number available in order to help us get you the correct parts. If you don't find the part on the website or on one of the online manuals, please fill out the request form and one of our experienced staff members will get back to you with a quote for the right part that your machine needs.

We sell worldwide for the brands: Genie, Terex, JLG, MultiQuip, Mikasa, Essick, Whiteman, Mayco, Toro Stone, Diamond Products, Generac Magnum, Airman, Haulotte, Barreto, Power Blanket, Nifty Lift, Atlas Copco, Chicago Pneumatic, Allmand, Miller Curber, Skyjack, Lull, Skytrak, Tsurumi, Husquvarna Target, Stow, Wacker, Sakai, Mi-T-M, Sullair, Basic, Dynapac, MBW, Weber, Bartell, Bennar Newman, Haulotte, Ditch Runner, Menegotti, Morrison, Contec, Buddy, Crown, Edco, Wyco, Bomag, Laymor, EZ Trench, Bil-Jax, F.S. Curtis, Gehl Pavers, Heli, Honda, ICS/PowerGrit, IHI, Partner, Imer, Clipper, MMD, Koshin, Rice, CH&E, General Equipment, Amida, Coleman, NAC, Gradall, Square Shooter, Kent, Stanley, Tamco, Toku, Hatz, Kohler, Robin, Wisconsin, Northrock, Oztec, Toker TK, Rol-Air, APT, Wylie, Ingersoll Rand / Doosan, Innovatech, Con X, Ammann, Mecalac, Makinex, Smith Surface Prep, Small Line, Wanco, Yanmar