

X1000AJ

COMPACT CRAWLER BOOM LIFT



www.Discount-Equipment.com



Performance

Platform Height	100 ft	30.48 m
Working Height	106 ft	32.30 m
Max Working Horizontal Outreach	54 ft 2 in.	16.50 m
Up and Over Height	56 ft 5 in.	17.2 m
Platform Capacity	500 lb	227 kg
Swing	360° Non-continuous	
Jib (Range of Articulation)	180° (+85/-95 Degrees)	
Platform Size (Standard Two Person)	63 x 28 in.	1.60 x 0.71 m
Overall Width	47 in.	1.19 m
Stowed Height	6 ft 6 in.	1.98 m
Stowed Length	21 ft 3 in.	6.48 m
Stowed Length w/out Basket	19 ft 3 in.	5.80 m
Track Length	6 ft 10 in.	2.08 m
Travel Speed (Diesel)	1.1 mph	1.8 km/h
Travel Speed (Lithium Ion)	.8 mph	1.3 km/h

Max Approach Angles:

Front	18° (33%)	
Rear	16° (29%)	
Leveling Capability	16°	
Gradeability	28%	
Ground Bearing Pressure (Tracks)	11.3 psi	.79 kg/cm2
Ground Bearing Pressure (Outriggers)	58 psi	4.1 kg/cm2
Outrigger Pad Diameter	15.7 in.	.40 m

Outrigger Footprint (From Outer Edge):

Total Stabilization Area	18 ft 2 in. x 16 ft 5 in.	(5.49 x 5 m)
Reduced Stabilization Area	22 ft x 12 ft 2 in.	(6.71 x 3.71 m)
Weight (Diesel)*	16,790 lb	7,616 kg
Weight (Lithium Ion)	17,064 lb	7,740 kg

*Certain options or country standards increase weight.

Standard Specifications

Power

Diesel Engine: Kubota D902	21.6 hp	16.1 kW
Fuel Tank Capacity	6.6 gal	25 L
Electric Motor	120 VAC	60 HZ
Optional: 76V Lithium Ion Battery	76 V	150 Ah

Tracks

Standard	Non-Marking Tracks
----------	--------------------

Hydraulic System

Capacity	21 gal	80 L
----------	--------	------

Standard Features

- Multi-Position Outriggers
- Below Grade Capability
- Color Remote and Ground Panel Provides Onboard Diagnostics
- One-touch Outrigger Leveling
- 110V-AC receptacle in Platform
- Standard Air/Water Line
- Patented Quick Disconnect Platform
- Large Teflon® Outrigger Pads
- Fork Pockets and Lifting Hooks
- Caster Platform Wheels
- Fully Synthetic Biodegradable Hydraulic Fluid
- QuikStik®
- SkyGuard®
- Optional Flashing Amber Beacon



Travel Through Double Doorway

- **More Stability** — Tracks extend laterally for greater stability when traversing sloped ground and retract to a narrow width for traveling through doorways, narrow aisles.
- **More Capacity** — Best-In-Class 500 lb unrestricted capacity - take more to the work area.
- **More Access** — Market leading working envelope with new column articulated design providing maximum horizontal reach up to excellent 56' up & over; market-leading 54' outreach, below grade capabilities, and stowed compactness.

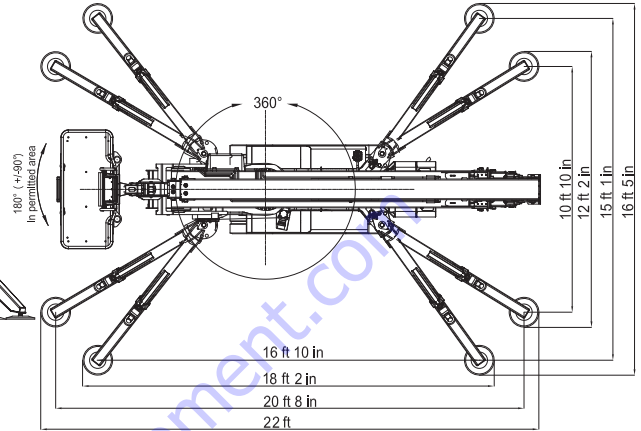
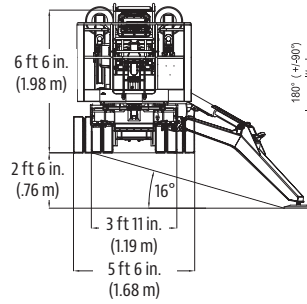
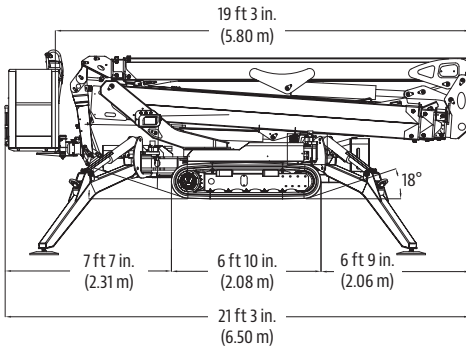
X1000AJ

COMPACT CRAWLER BOOM LIFT

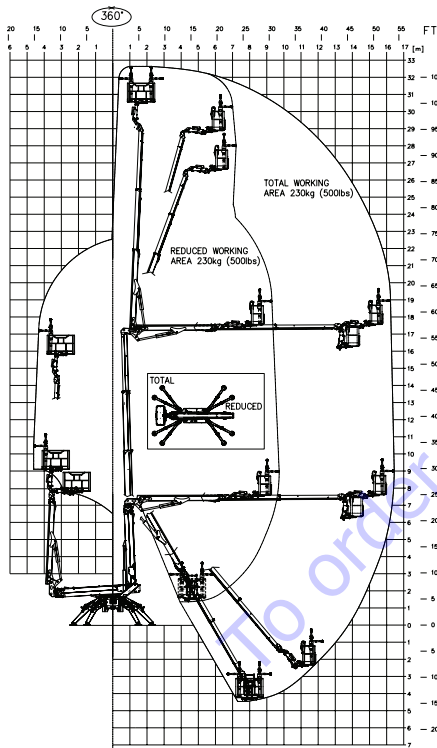


Dimensions

All dimensions are approximate.



Reach Diagram



Exclusive QuikStik®

- Boom design delivers faster cycle speeds from ground to elevation — so you can get work done quickly and efficiently



The JLG "1 & 5" Warranty

We provide coverage for one (1) full year, and cover all specified major structural components for five (5) years. Due to continuous product improvements, we reserve the right to make specification and/or equipment changes without prior notification. This machine meets or exceeds applicable ANSI and CSA requirements based on machine configuration as originally manufactured for intended applications. Please reference the serial number plate on the machine for additional information.

Part No.: 3131124
R091803
Printed in USA



www.Discount-Equipment.com