



# Ride-On Power Trowels



**Hydrostatic and Mechanical Drive Models**

**Construction Starts Here**





# Hydrostatic Ride-On Trowels

The industry leader introduces the next generation of hydraulically driven ride-on power trowels.

The Whiteman series of hydraulic ride-on power trowels delivers a fresh new look plus all the features contractors demand from high-performance finishing equipment. State-of-the-art hydraulics eliminates gearboxes, clutches and belts to create the most reliable and trouble-free design ever. These remarkable machines will help improve your F-numbers and change the way you think about ride-on trowels.

*Ergonomically designed seat provides excellent support to help reduce operator fatigue.*

*Electro-hydraulic pitch control enables the operator to simultaneously control blade pitch of both rotors with a simple rocker switch.*

*Tubular steel tank design improves flow and cooling of hydraulic fluid.*

*Proportional hydraulic steering helps the operator move the machine effortlessly across the*

*Removable panels provide easy access to components for maintenance.*

*Frame design provides operator with excellent visibility of the finishing surface.*

*Turbocharged engine provides optimum performance while reducing the maintenance expenses of dual-engine designs.*

*Integral steps are provided for convenience.*

*Lights are standard for illuminating night time and indoor work areas*



*Standard "Enduro" trowel blades last up to 50% longer than conventional blades.*

*Operator's platform includes a built-in storage box for hand tools and accessories.*

*(STX shown. Called-out features are typical of all hydrostatic trowels.)*

## THE STX SERIES

With a span of ten feet, it provides maximum coverage while enabling you to produce floors with consistently superior levels of flatness. Twin six-blade rotors are driven by a powerful 55-HP John Deere turbo diesel engine chosen for its ability to withstand the tough concrete finishing environment.



### Six-Blade Spider


- **Exclusively** on ten-foot STX Hydrostatic Trowels.
- **Achieve 33% more blade contact** for the fastest, flattest finish possible.
- **Obtain superior maneuverability and control.**
- **Reduce wear on pans and blades** due to outstanding balance and weight distribution.

To Order



## THE HTX SERIES

This high-performance eight-foot class machine is powered by a 44-HP Kubota turbo diesel engine. With a top rotor speed of 160-RPM this trowel sets the standard for both ease of use and performance.



**Raised operator's platform** includes lockable storage compartment



**Spider assemblies** feature long-lasting wear plates and spider hubs



**Rotor Speed Control** allows the operator to set the rotor speed and reduces the amount of foot pedal travel to relieve fatigue during low speed panning

## Additional HTX and STX Series Features

- **Hydrostatic drive** supplies optimum power to each rotor assembly for reliable performance. It reduces service costs by eliminating maintenance items such as belts, clutches and gearboxes.
- **Non-overlapping rotors** are powered by independent drive motors that consistently deliver the high torque required for pan applications and the high speed for final finishing.
- **Retardant spray system** is actuated by controls located on the steering handles for uniform coverage of the slab surface.
- **Adjustable seat** features armrests and provides essential back support. All controls and warning lights are convenient to the operator.
- **Automatic shut-down** beneath the seat stops the rotors from turning if the operator stands up while the engine is running.
- **Proportional hydraulic steering** has been enhanced and offers improved responsiveness with minimal effort on the part of the operator.



**Removable panels** make servicing easy by allowing quick access to filters and trowel blades



**Removable steps** provide quick access to trowel blades



# Mechanical Ride-On Trowels

## Multiquip sets new standards for performance from a gearbox-driven machine.

The industry's most efficient gearboxes deliver optimum performance during pan floating or final finishing. Their cool running design virtually eliminates problems caused by overheating under harsh operating conditions.

*Retardant spray system is actuated by controls located on the steering handles for uniform coverage of the slab surface.*

*Operator is able to completely view the finishing surface through the frame.*

*Rugged frame is made of chromemoly steel to withstand the rigors of handling and transportation.*

*Weather resistant polyethylene fuel tank and battery box eliminates corrosion.*

*High-performance engines withstand the rigors of concrete finishing.*

*Halogen lights provide illumination for nighttime or indoor work.*

*Single-engine design reduces service time and maintenance problems.*

*Servicing is made easy by a frame design that allows quick access to fill ports and filters.*

*Lifting points are built into the machine for balanced lifting.*

*Spider assemblies can be economically rebuilt and feature long-lasting wear plates and spider hubs.*

*(HHN shown. Called-out features typical of all mechanical trowels.)*



**Two-year warranty covers parts and labor on ride-on trowel gearboxes.  
One-year warranty covers parts and labor on the entire machine.**

## THE HHN-SERIES

is equipped with the coolest running gearbox in the industry. Power is supplied by either a 34-HP diesel or 31-HP gasoline engine that spins twin five-blade rotors to a top speed of 160 RPM.

- **Helical-cut gearboxes**, exclusively on the HHN-Series, operate at 98% efficiency to virtually eliminate overheating. With an oil capacity that is 50% larger than any other design, it's the coolest running gearbox available.
- **Ergonomics and safety** are central in the design. An adjustable seat provides essential back support. All controls and warning lights are convenient to the operator. An automatic shutdown beneath the seat stops the engine in the event of an emergency.



### Five-Blade Spider

- **Exclusively** on eight-foot HTH, HHN, HTN-31V and HTO-31V models.
- **Achieve 25% more blade contact** for faster, flatter finishing.
- **Gain improved handling and control.**
- **Reduce wear on pan and blades** due to better balance and weight distribution.


Make sure your equipment is capable of delivering the high-quality results you demand day in and day out. Multiquip mechanical ride-on trowels are the most powerful and dependable machines in the industry.



## THE JTN-, JTO- AND JWN-SERIES

These versatile six-foot machines are ideal for jobs up to 6,000 sq. ft. Their lightweight design is ideal for high-rises and enable contractors to get on the slab faster. The JWN is equipped with heavy-duty gearboxes and a continuously variable transmission that delivers a lightning fast rotor speed of 180 RPM.

**Patented TwinPitch control**, available on all models, enables the operator to simultaneously control the pitch of both rotors with minimal effort.



**Continuously variable transmission (CVT)** provides superior performance by adjusting the drive ratio to obtain optimum torque and speed levels during pan floating and high-speed finishing.



**Patented steering assist** prevents operator fatigue and makes controlling the machine remarkably easy—even with float pans. Available on all models except JTO-Series.



**Automotive style CV-joints** ensure the consistent transfer of power to each gearbox. Spare belt carrier, conveniently located on the shaft, provides backup v-belts in the event one should break on the job.



# Mechanical Ride-On Trowels

The ideal trowels for contractors who need hard-working, long-lasting, user-friendly machines.

Proven heavy-duty worm-drive design features large oil capacities and integral cooling fans to reduce heat build-up and are standard equipment on HTN, HTO and JWN-Series machines.

## HTN AND HTO-SERIES

It's your choice. Select a non-overlapping machine for panning or an overlapping machine for high-production flatwork. Models are available with Kohler, Onan and Vanguard gasoline engines, along with all the features you expect to find on a Whiteman ride-on trowel.




# Blades, Pans and Accessories

Perfection lies in the details...

That's why Multiquip takes such care in designing the accessories for its distinctive line of power trowels.


## Float Pans

- **Super-Flat and Flat configurations** are available for walk-behind and ride-on trowels.
- **Floor flatness** is dramatically improved on pours with stringent F-number specifications.
- **Easy movement** from wet to dry areas—rehabilitates surfaces that dry too rapidly by bringing moisture and fine particles to the surface.
- **Shake-on toppings** are easily applied.



## Blades

- **Original Multiquip blades** ensure that your trowel consistently obtains the best possible results.
- **A variety of styles are available** for both ride-on and walk-behind trowels.
- **Interchangeable** with 99% of competitive models.
- **Quick-change blades** are designed with a channel mount design so they are easily removed for maintenance without tools.
- **Enduro-blades** use heavy-gauge steel for maximum blade life. Standard on STH and HTH series, they also fit most other trowel models.



## Trowel Arm Fixture

- **Quickly check the alignment** of each trowel arm with this simple tool.



## Transport Dollies



**EMR3 transport dolly** for ease of maneuverability around the shop or jobsite.



**EMR1 Transport dolly** (shown with JWN) for moving mechanical trowels around the workplace or on the jobsite.

# Ride-On Trowel Specifications

Model	Engine	Engine Cooling	HP	Blades Per Rotor	Rotor RPM	Path Width in. (cm)	Fuel Tank Capacity gal (ltr)	Run Time gal/hr	L x W x H in. (cm)	Operating Weight lbs. (kg)	Wheel Kit
<b>Twin 60" Non-Overlapping</b>											
STX-55J-6	John Deere Turbo Diesel	Liquid	55	6	10-130	117 (297)	11 (42)	2.81	125 x 65 x 57 (318 x 165 x 145)	2270 (1030)	EMR3
<b>Twin 48" Non-Overlapping</b>											
HTX-44K-5	Kubota Turbo Diesel	Liquid	44	5	10-160	92 (233)	11 (42)	2.36	95 x 48 x 57 (241 x 122 x 145)	1855 (841)	EMR3
<b>Twin 48" Non-Overlapping</b>											
HHN-34TVD-TCSL5	Vanguard Turbo	Liquid	34	5	40-160	91 (231)	4.4 (17)	2	95 x 48 x 46 (241 x 122 x 117)	1180 (535)	EMR2
HHN-31V-TCSL5	Vanguard	Liquid	31	5	40-160	91 (231)	5 (19)	2.4	95 x 48 x 46 (241 x 122 x 117)	1120 (508)	EMR2 or EMR3*
<b>Twin 48" Overlapping</b>											
HTO-31V-TCSL5	Vanguard	Liquid	31	5	145	88 (224)	5 (19)	2.4	93 x 50 x 46 (236 x 127 x 117)	1052 (477)	EMR2
HTO-24N-TCSL	Onan	Air	24	4	144	88 (224)	4.4 (17)	2.1	93 x 50 x 46 (236 x 127 x 117)	745 (338)	EMR1
<b>Twin 48" Non-Overlapping</b>											
HTN-24N-TCSL	Onan	Air	24	4	120	91 (231)	4.4 (17)	2.1	95 x 48 x 46 (241 x 122 x 117)	750 (340)	EMR1
HTN-27K-TCSL	Kohler	Air	27	4	135	91 (231)	4.4 (17)	2	95 x 48 x 46 (241 x 122 x 117)	780 (354)	EMR1
HTN-28K-TCSL	Kohler	Air	28	4	135	91 (231)	4.4 (17)	2	95 x 48 x 46 (241 x 122 x 117)	800 (363)	EMR1
<b>Twin 36" Overlapping</b>											
JTO-20H-TCSL	Honda	Air	20	4	138	69 (175)	2.2 (8)	1.68	71 x 39 x 46 (180 x 99 x 117)	440 (200)	EMR1
<b>Twin 36" Non-Overlapping</b>											
JWN-24H-TCSL	Honda	Air	24	4	36-180	75 (191)	2.2 (8)	1.71	77 x 39 x 48 (196 x 99 x 122)	685 (209)	EMR1
JTN-20H-TCSL	Honda	Air	20	4	138	75 (191)	2.2 (8)	1.68	77 x 39 x 46 (196 x 99 x 117)	460 (209)	EMR1

\*For current production units only. May not adapt to older models.

Models listed are equipped with Twin-Pitch control, Halogen Lights and Spray System. Batteries are included. Features and specifications are subject to change without notice.

Your Multiquip dealer is:





**TO PURCHASE THIS PRODUCT PLEASE CONTACT US**



**Equipment Financing and  
Extended Warranties Available**



**Discount-Equipment.com is your online resource for  
commercial and industrial quality parts and equipment sales.**

**561-964-4949**

**visit us on line @ [www.discount-equipment.com](http://www.discount-equipment.com)**

Select an option below to find your Equipment

**Search by Manufacturer**

**Search by Product Type**

**Request a Quote**

We sell worldwide for the brands: Genie, Terex, JLG, MultiQuip, Mikasa, Essick, Whiteman, Mayco, Toro Stone, Diamond Products, Generac Magnum, Airman, Haulotte, Barreto, Power Blanket, Nifty Lift, Atlas Copco, Chicago Pneumatic, Allmand, Miller Curber, Skyjack, Lull, Skytrak, Tsurumi, Husquvarna Target, Stow, Wacker, Sakai, Mi-T-M, Sullair, Basic, Dynapac, MBW, Weber, Bartell, Bennar Newman, Haulotte, Ditch Runner, Menegotti, Morrison, Contec, Buddy, Crown, Edco, Wyco, Bomag, Laymor, EZ Trench, Bil-Jax, F.S. Curtis, Gehl Pavers, Heli, Honda, ICS/PowerGrit, IHI, Partner, Imer, Clipper, MMD, Koshin, Rice, CH&E, General Equipment, Amida, Coleman, NAC, Gradall, Square Shooter, Kent, Stanley, Tamco, Toku, Hatz, Kohler, Robin, Wisconsin, Northrock, Oztec, Toker TK, Rol-Air, APT, Wylie, Ingersoll Rand / Doosan, Innovatech, Con X, Ammann, Mecalac, Makinex, Smith Surface Prep, Small Line, Wanco, Yanmar