

1001167111 B

Figure 7-49. Deutz T4i Harness - Sheet 4 of 4

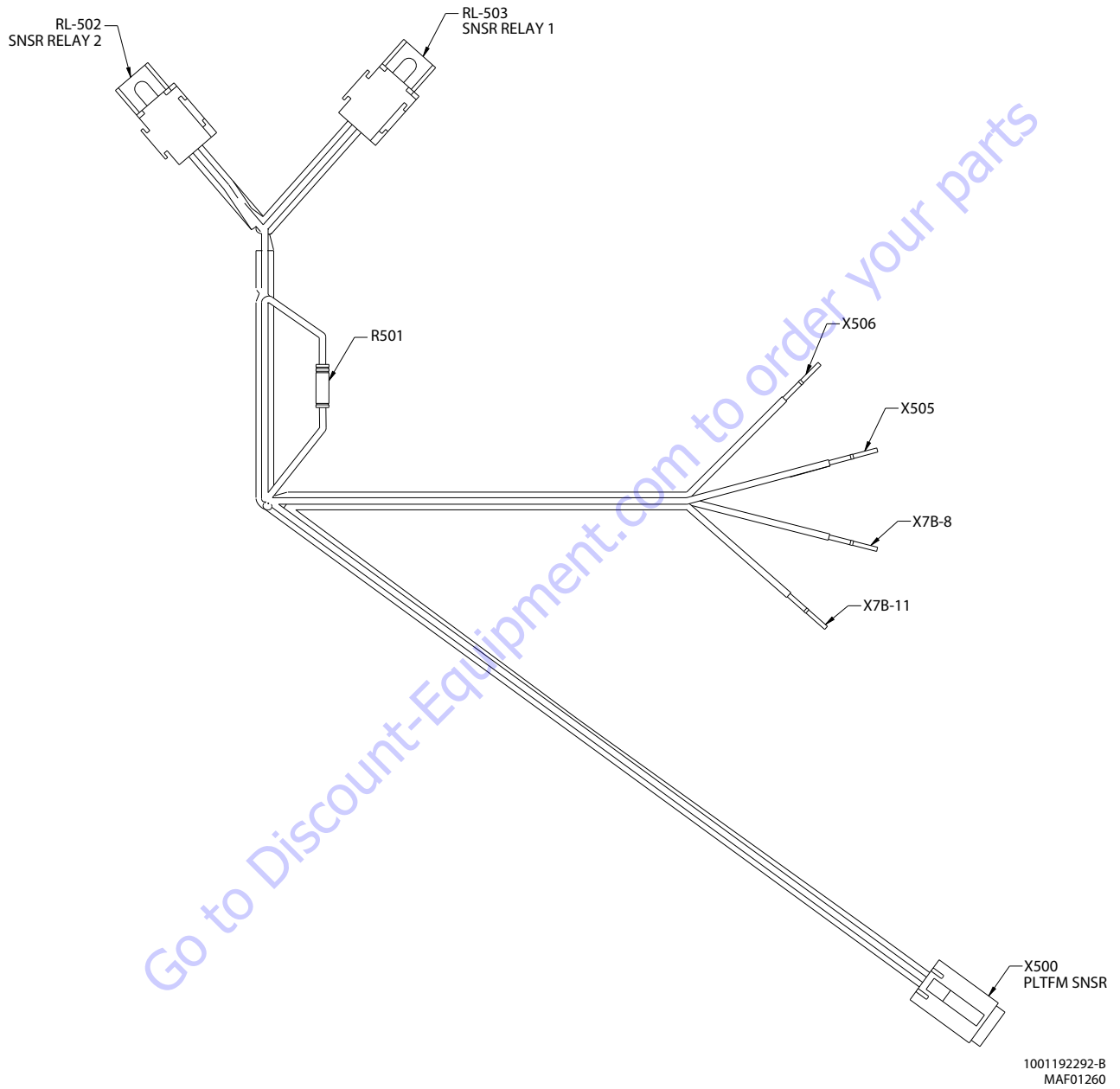


Figure 7-50. Skyguard Harness - Sheet 1 of 2

SECTION 7 - BASIC ELECTRICAL INFORMATION & ELECTRICAL SCHEMATICS

RL-503 - SNSR RELAY 1					
CONN POS	WIRE COLOR	WIRE LABEL	GAUGE	JACKET	T0
30	WHT	P9	18AWG	GXL	X505 (1)
30	WHT	P9-1	18AWG	GXL	RL-502 (30)
85	WHT	P5-1	18AWG	GXL	RL-502 (85)
86	WHT	P4-1	18AWG	GXL	RL-502 (86)
87	WHT	P1	18AWG	GXL	X506 (1)
87a					

X505					
CONN POS	WIRE COLOR	WIRE LABEL	GAUGE	JACKET	T0
1	WHT	P2	18AWG	GXL	R501 (1)
1	WHT	P9	18AWG	GXL	RL-503 (30)

R501					
CONN POS	WIRE COLOR	WIRE LABEL	GAUGE	JACKET	T0
1	WHT	P2	18AWG	GXL	X505 (1)
2	WHT	P10	18AWG	GXL	X500 (1)

X7B-8					
CONN POS	WIRE COLOR	WIRE LABEL	GAUGE	JACKET	T0
1	WHT	P6	18AWG	GXL	X500 (2)

X7B-11					
CONN POS	WIRE COLOR	WIRE LABEL	GAUGE	JACKET	T0
1	WHT	P3	18AWG	GXL	RL-502 (87)

RL-502 - SNSR RELAY 2					
CONN POS	WIRE COLOR	WIRE LABEL	GAUGE	JACKET	T0
30	WHT	P9-1	18AWG	GXL	RL-503 (30)
85	WHT	P5	18AWG	GXL	X500 (4)
85	WHT	P5-1	18AWG	GXL	RL-503 (85)
86	WHT	P4	18AWG	GXL	X500 (3)
86	WHT	P4-1	18AWG	GXL	RL-503 (86)
87	WHT	P3	18AWG	GXL	X7B-11 (1)
87a					

X500 - PLTFM SNSR					
CONN POS	WIRE COLOR	WIRE LABEL	GAUGE	JACKET	T0
1	WHT	P10	18AWG	GXL	R501 (2)
2	WHT	P6	18AWG	GXL	X7B-8 (1)
3	WHT	P4	18AWG	GXL	RL-502 (86)
4	WHT	P5	18AWG	GXL	RL-502 (85)

X506					
CONN POS	WIRE COLOR	WIRE LABEL	GAUGE	JACKET	T0
1	WHT	P1	18AWG	GXL	RL-503 (87)

Figure 7-51. Skyguard Harness - Sheet 2 of 2

SECTION 7 - BASIC ELECTRICAL INFORMATION & ELECTRICAL SCHEMATICS

CONNECTOR PART NUMBER: 1001133956 ECM-J1						
CONN POS	WIRE COLOR	WIRE LABEL	GAUGE	JACKET	TERMINAL P/N	TO
1	RED	148-1 ECM PWR	2.5mm ²	FLRYW	1001126352	S944 (2)
2	BLK	148-2 ECM GND	2.5mm ²	FLRYW	1001126352	S945 (2)
3	RED	148-3 ECM PWR	2.5mm ²	FLRYW	1001126352	S944 (2)
4	BLK	148-4 ECM GND	2.5mm ²	FLRYW	1001126352	S945 (2)
5	RED	148-5 ECM PWR	2.5mm ²	FLRYW	1001126352	S944 (2)
6	BLK	148-6 ECM GND	2.5mm ²	FLRYW	1001126352	S945 (2)
7					1001126357	
8					1001126356	
9					1001126356	
10					1001126356	
11					1001126356	
12					1001126356	
13	BLK	148-13 COOLANT LEVEL SIG	0.75mm ²	FLRYW	1001126384	SN939 (3)
14					1001126356	
15	BLK	148-15-68 CLUTCH SWITCH	0.75mm ²	FLRYW	1001126384	ECM-J1 (68)
16					1001126356	
17					1001126356	
18					1001126356	
19					1001126356	
20					1001126356	
21					1001126356	
22					1001126356	
23					1001126356	
24					1001126356	
25					1001126356	
26	BLK	148-26 FUEL PUMP RELAY CONTROL GND	0.75mm ²	FLRYW	1001126384	RL930 (2)
27					1001126356	
28	BLK	148-28 START RTN	0.75mm ²	FLRYW	1001126384	EIC (2)
29	BLK	148-29 COOLANT LEVEL PWR	0.75mm ²	FLRYW	1001126351	SN939 (1)
30					1001126356	
31					1001126356	
32					1001126356	
33					1001126356	
34					1001126356	
35	BLK	148-35-2 START	0.75mm ²	FLRYW	1001126384	S1001 (1)
36					1001126356	
37					1001126356	
38	BLK	148-38 THROTTLE FLAP 4	0.75mm ²	FLRYW	1001126384	EIC (52)
39					1001126356	
40					1001126356	
41					1001126356	
42					1001126356	
43					1001126356	
44	BLK	148-44 EXHAUST GAS RECIRCULATION	0.75mm ²	FLRYW	1001126384	EIC (50)
45					1001126356	
46					1001126356	
47					1001126356	
48					1001126356	
49					1001126356	
50					1001126356	
51					1001126357	
52					1001126356	
53	GRN	CAN 2 LO DIAG CAN LOW	18AWG	J1939 CABLE	1001126384	S968 (1)
54	YEL	CAN 1 HI CUSTOMER CAN HIGH	18AWG	J1939 CABLE	1001126384	S953 (1)
55					1001126356	
56	BLK	148-56 AIR INLET TEMP	0.75mm ²	FLRYW	1001126384	EIC (34)
57	BLK	148-57 WATER IN FUEL SW RTN	0.75mm ²	FLRYW	1001126384	X941 (2)
58					1001126356	
59					1001126356	
60					1001126356	
61	BLK	148-61 FUEL LOW PRESSURE	0.75mm ²	FLRYW	1001126384	EIC (17)
62					1001126356	
63					1001126356	
64	BLK	148-64 WATER IN FUEL SW	0.75mm ²	FLRYW	1001126384	X941 (1)
65					1001126356	
66					1001126356	
67					1001126356	
68	BLK	148-15-68 CLUTCH SWITCH	0.75mm ²	FLRYW	1001126384	ECM-J1 (15)
69					1001126356	
70					1001126356	
71					1001126356	
72	BLK	148-72 THROTTLE FLAP 3	0.75mm ²	FLRYW	1001126384	EIC (49)
73	BLK	148-73 START SIG	0.75mm ²	FLRYW	1001126351	EIC (5)
74					1001126356	
75	YEL	CAN 2 HI DIAG CAN HIGH	18AWG	J1939 CABLE	1001126384	S969 (1)
76	GRN	CAN 1 LO CUSTOMER CAN LOW	18AWG	J1939 CABLE	1001126384	S954 (1)
77					1001126356	
78					1001126356	
79					1001126356	
80					1001126356	
81					1001126356	
82	BLK	148-82 EXHAUST GAS RECIRCULATION	0.75mm ²	FLRYW	1001126384	EIC (51)
83					1001126356	
84					1001126356	
85	BLK	148-85 EXHAUST GAS RECIRCULATION	0.75mm ²	FLRYW	1001126384	EIC (46)
86					1001126356	
87	BLK	148-87 COOLANT LEVEL GND	0.75mm ²	FLRYW	1001126384	SN939 (2)
88	BLK	148-88 IGNITION	0.75mm ²	FLRYW	1001126384	S946 (2)
89					1001126356	
90					1001126356	
91					1001126356	
92					1001126356	
93					1001126356	
94					1001126356	
NC	SHLD	CAN 1 SHLD CUSTOMER CAN SHIELD	18AWG	J1939 CABLE		X901 (6)

CONNECTOR PART NUMBER: 1001133957 ECM-J2						
SEE NOTES#6, #7, #8, #9, #10, #11, #12, & #13 FOR WIRE TWISTING						
CONN POS	WIRE COLOR	WIRE LABEL	GAUGE	JACKET	TERMINAL P/N	TO
1					1001126357	
2	BLK	248-2 INJECTOR 3	1.5 mm ²	FLRYW	1001126351	EIC (61)
3	BLK	248-3 INJECTOR 2	1.5 mm ²	FLRYW	1001126351	EIC (41)
4	BLK	248-4 MPROP ACTUATOR	1.5 mm ²	FLRYW	1001126351	EIC (19)
5	BLK	248-5 MPROP ACTUATOR	1.5 mm ²	FLRYW	1001126351	EIC (20)
6					1001126356	
7	BLK	248-7 RAIL PRESSURE FUEL	0.75 mm ²	FLRYW	1001126384	EIC (32)
8					1001126356	
9					1001126356	
10					1001126356	
11					1001126356	
12					1001126356	
13					1001126356	
14					1001126356	
15					1001126357	
16	BLK	248-16 INJECTOR 1	1.5 mm ²	FLRYW	1001126351	EIC (35)
17					1001126357	
18	BLK	248-18 INJECTOR 4	1.5 mm ²	FLRYW	1001126351	EIC (37)
19	BLK	248-19 EXHAUST GAS RECIRCULATION	1.5 mm ²	FLRYW	1001126351	EIC (47)
20	BLK	248-20 EXHAUST GAS RECIRCULATION	1.5 mm ²	FLRYW	1001126351	EIC (48)
21					1001126356	
22					1001126356	
23	BLK	248-23 GLOW SENSE	0.75 mm ²	FLRYW	1001126384	MS932 (E)
24	BLK	248-24 BOOST PRESSURE/ TEMP	0.75 mm ²	FLRYW	1001126384	EIC (22)
25	BLK	248-25 RAIL PRESSURE FUEL	0.75 mm ²	FLRYW	1001126384	EIC (31)
26	BLK	248-26 RAIL PRESSURE FUEL	0.75 mm ²	FLRYW	1001126384	EIC (25)
27	BLK	248-27 BOOST PRESSURE/ TEMP	0.75 mm ²	FLRYW	1001126384	EIC (29)
28	BLK	248-28 COOLING TEMPERATURE	0.75 mm ²	FLRYW	1001126384	EIC (24)
29	BLK	248-29 OIL PRESSURE	0.75 mm ²	FLRYW	1001126384	EIC (27)
30					1001126357	
31					1001126357	
32	BLK	248-32 INJECTOR 3	1.5 mm ²	FLRYW	1001126351	EIC (38)
33	BLK	248-33 INJECTOR 1	1.5 mm ²	FLRYW	1001126351	EIC (62)
34					1001126357	
35	BLK	248-35 GLOW RELAY CONTROL GND	0.75 mm ²	FLRYW	1001126351	RL931-85 (1)
36					1001126356	
37	BLK	248-37 ENGINE SPEED CAMSHAFT	18 AWG	CABLE	1001126384	EIC (14)
38	SHLD	248-38 ENGINE SPEED CRANKSHAFT	18 AWG	CABLE	1001126384	EIC (11)
39	BLK	248-39 ENGINE SPEED CRANKSHAFT	18 AWG	CABLE	1001126384	EIC (15)
40	BLK	248-40 AIR INLET TEMP	0.75 mm ²	FLRYW	1001126384	EIC (28)
41					1001126356	
42					1001126356	
43	BLK	248-43 OIL PRESSURE	0.75 mm ²	FLRYW	1001126384	EIC (23)
44	BLK	248-44 OIL PRESSURE	0.75 mm ²	FLRYW	1001126384	EIC (26)
45					1001126357	
46	BLK	248-46 INJECTOR 2	1.5 mm ²	FLRYW	1001126351	EIC (40)
47					1001126357	
48	BLK	248-48 INJECTOR 4	1.5 mm ²	FLRYW	1001126351	EIC (42)
49					1001126357	
50					1001126357	
51					1001126356	
52	WHT	248-52 ENGINE SPEED CAMSHAFT	18 AWG	CABLE	1001126384	EIC (13)
53	SHLD	248-53 ENGINE SPEED CAMSHAFT	18 AWG	CABLE	1001126384	EIC (9)
54	WHT	248-54 ENGINE SPEED CRANKSHAFT	18 AWG	CABLE	1001126384	EIC (21)
55					1001126356	
56					1001126356	
57					1001126356	
58					1001126356	
59					1001126356	
60					1001126357	

Figure 7-53. Deutz T4F Harness - Sheet 2 of 12

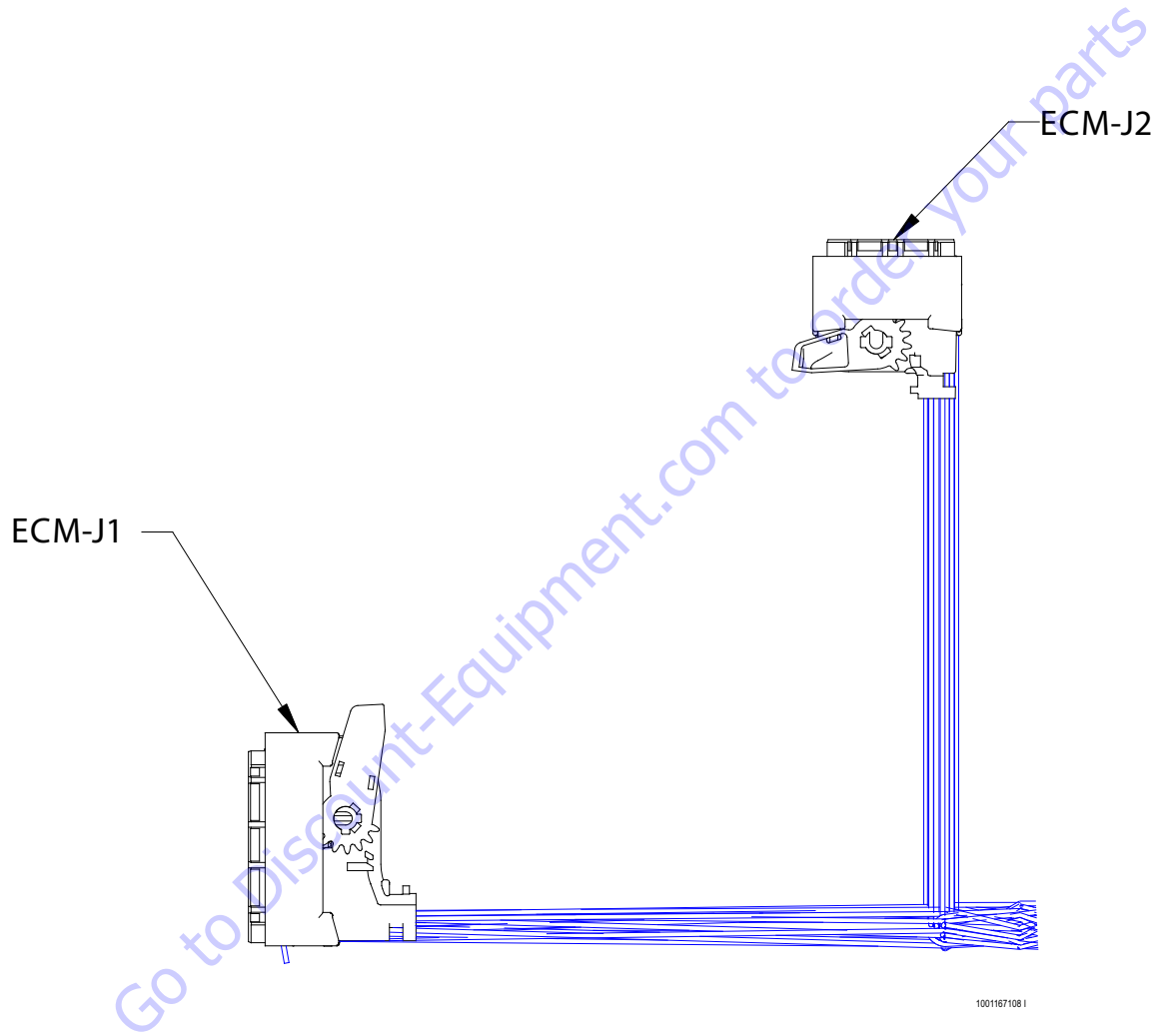


Figure 7-54. Deutz T4F Harness - Sheet 3 of 12

SECTION 7 - BASIC ELECTRICAL INFORMATION & ELECTRICAL SCHEMATICS

S951						
CONNECTOR PART NUMBER: SPLICE						
CONN POS	WIRE COLOR	WIRE LABEL	GAUGE	JACKET	TERMINAL P/N	TO
1	YEL	CAN 1 HI CUSTOMER CAN HIGH	18 AWG	J1939 CABLE	N/A	S953 (2)
2	YEL	CAN 1 HI CUSTOMER CAN HIGH	18 AWG	J1939 CABLE	N/A	X901 (3)
2	YEL	CAN 1 HI CUSTOMER CAN HIGH	18 AWG	J1939 CABLE	N/A	X950 (M)

S952						
CONNECTOR PART NUMBER: SPLICE						
CONN POS	WIRE COLOR	WIRE LABEL	GAUGE	JACKET	TERMINAL P/N	TO
1	GRN	CAN 1 LO CUSTOMER CAN LOW	18 AWG	J1939 CABLE	N/A	S954 (2)
2	GRN	CAN 1 LO CUSTOMER CAN LOW	18 AWG	J1939 CABLE	N/A	X901 (4)
2	GRN	CAN 1 LO CUSTOMER CAN LOW	18 AWG	J1939 CABLE	N/A	X950 (F)

S968						
CONNECTOR PART NUMBER: SPLICE						
CONN POS	WIRE COLOR	WIRE LABEL	GAUGE	JACKET	TERMINAL P/N	TO
1	GRN	CAN 2 LO DIAG CAN LOW	18 AWG	J1939 CABLE	N/A	ECM-J1 (53)
2	GRN	CAN 2 LO DIAG CAN LOW	18 AWG	J1939 CABLE	N/A	S963 (1)
2	GRN	CAN 2 LO DIAG CAN LOW	18 AWG	J1939 CABLE	N/A	X965 (B)

S969						
CONNECTOR PART NUMBER: SPLICE						
CONN POS	WIRE COLOR	WIRE LABEL	GAUGE	JACKET	TERMINAL P/N	TO
1	YEL	CAN 2 HI DIAG CAN HIGH	18 AWG	J1939 CABLE	N/A	ECM-J1 (75)
2	YEL	CAN 2 HI DIAG CAN HIGH	18 AWG	J1939 CABLE	N/A	S964 (1)
2	YEL	CAN 2 HI DIAG CAN HIGH	18 AWG	J1939 CABLE	N/A	X965 (A)

S953						
CONNECTOR PART NUMBER: SPLICE						
CONN POS	WIRE COLOR	WIRE LABEL	GAUGE	JACKET	TERMINAL P/N	TO
1	YEL	CAN 1 HI CUSTOMER CAN HIGH	18 AWG	J1939 CABLE	N/A	ECM-J1 (54)
2	YEL	CAN 1 HI CUSTOMER CAN HIGH	18 AWG	J1939 CABLE	N/A	S951 (1)
2	YEL	CAN 1 HI CUSTOMER CAN HIGH	18 AWG	J1939 CABLE	N/A	X955 (A)

S954						
CONNECTOR PART NUMBER: SPLICE						
CONN POS	WIRE COLOR	WIRE LABEL	GAUGE	JACKET	TERMINAL P/N	TO
1	GRN	CAN 1 LO CUSTOMER CAN LOW	18 AWG	J1939 CABLE	N/A	ECM-J1 (76)
2	GRN	CAN 1 LO CUSTOMER CAN LOW	18 AWG	J1939 CABLE	N/A	S952 (1)
2	GRN	CAN 1 LO CUSTOMER CAN LOW	18 AWG	J1939 CABLE	N/A	X955 (B)

X955						
CONNECTOR PART NUMBER: 4461095 ATTACH MATING CONNECTOR JLG P/N: 4461070						
CONN POS	WIRE COLOR	WIRE LABEL	GAUGE	JACKET	TERMINAL P/N	TO
A	YEL	CAN 1 HI CUSTOMER CAN HIGH	18 AWG	J1939 CABLE	4460944	S953 (2)
B	GRN	CAN 1 LO CUSTOMER CAN LOW	18 AWG	J1939 CABLE	4460944	S954 (2)
C					4460466	

X965						
CONNECTOR PART NUMBER: 4461095 ATTACH MATING CONNECTOR JLG P/N: 4461070						
CONN POS	WIRE COLOR	WIRE LABEL	GAUGE	JACKET	TERMINAL P/N	TO
A	YEL	CAN 2 HI DIAG CAN HIGH	18 AWG	J1939 CABLE	4460944	S969 (2)
B	GRN	CAN 2 LO DIAG CAN LOW	18 AWG	J1939 CABLE	4460944	S968 (2)
C					4460466	

T920						
CONNECTOR PART NUMBER: 8220115						
CONN POS	WIRE COLOR	WIRE LABEL	GAUGE	JACKET	TERMINAL P/N	TO
1	BLK	000-148-246 ECM GND	8 AWG	GXL	N/A	S945 (1)
1	BLK	000-48-1 ENG GND	14 AWG	GXL	N/A	X941 (4)
1	BLK	000-48-2 ENG GND	18 AWG	GXL	N/A	X950 (B)
1	BLK	000-48-3 GND	18 AWG	GXL	N/A	X999 (2)

S944						
CONNECTOR PART NUMBER: SPLICE						
CONN POS	WIRE COLOR	WIRE LABEL	GAUGE	JACKET	TERMINAL P/N	TO
1	RED	1-148-135 ECM PWR	8 AWG	GXL	N/A	RL930-2 (1)
2	RED	148-1 ECM PWR	2.5 mm ²	FLRYW	N/A	ECM-J1 (1)
2	RED	148-3 ECM PWR	2.5 mm ²	FLRYW	N/A	ECM-J1 (3)
2	RED	148-5 ECM PWR	2.5 mm ²	FLRYW	N/A	ECM-J1 (5)

S945						
CONNECTOR PART NUMBER: SPLICE						
CONN POS	WIRE COLOR	WIRE LABEL	GAUGE	JACKET	TERMINAL P/N	TO
1	BLK	000-148-246 ECM GND	8 AWG	GXL	N/A	T920 (1)
2	BLK	148-2 ECM GND	2.5 mm ²	FLRYW	N/A	ECM-J1 (2)
2	BLK	148-4 ECM GND	2.5 mm ²	FLRYW	N/A	ECM-J1 (4)
2	BLK	148-6 ECM GND	2.5 mm ²	FLRYW	N/A	ECM-J1 (6)

S1001						
CONNECTOR PART NUMBER: SPLICE						
CONN POS	WIRE COLOR	WIRE LABEL	GAUGE	JACKET	TERMINAL P/N	TO
1	BLK	148-35-2 START	0.75 mm ²	FLRYW	N/A	ECM-J1 (35)
1	BLK	148-35-3 -	18 AWG	GXL	N/A	X999 (1)
2	BLK	148-35-1 START	18 AWG	GXL	N/A	X901 (2)

X902						
CONNECTOR PART NUMBER: 4460930						
CONN POS	WIRE COLOR	WIRE LABEL	GAUGE	JACKET	TERMINAL P/N	TO
1	YEL	2-1-99 IGNITION	18 AWG	GXL	4460465	MS932 (G)
2					4460466	
3					4460466	
4					4460466	
5					4460466	
6					4460466	
7					4460466	
8					4460466	

X941						
CONNECTOR PART NUMBER: 1001220379 CONNECT JLG P/N: 4460932 WITH 4460466 (X4)						
CONN POS	WIRE COLOR	WIRE LABEL	GAUGE	JACKET	TERMINAL P/N	TO
1	BLK	148-64 WATER IN FUEL SW	0.75 mm ²	FLRYW	4460465	ECM-J1 (64)
2	BLK	148-57 WATER IN FUEL SW RTN	0.75 mm ²	FLRYW	4460465	ECM-J1 (57)
3	WHT	48-96 FUEL PUMP	14 AWG	GXL	4460942	RL930-1 (1)
4	BLK	000-48-1 ENG GND	14 AWG	GXL	4460942	T920 (1)

X901						
CONNECTOR PART NUMBER: 4460894						
CONN POS	WIRE COLOR	WIRE LABEL	GAUGE	JACKET	TERMINAL P/N	TO
1					4460466	
2	BLK	148-35-1 START	18 AWG	GXL	4460465	S1001 (2)
3	YEL	CAN 1 HI CUSTOMER CAN HIGH	18 AWG	J1939 CABLE	4460944	S951 (2)
4	GRN	CAN 1 LO CUSTOMER CAN LOW	18 AWG	J1939 CABLE	4460944	S952 (2)
5	RED	47-8 ALT EXCITE	16 AWG	GXL	4460465	EC241-L+ (1)
6	SHLD	CAN 1 SHLD CUSTOMER CAN SHIELD	18 AWG	J1939 CABLE	4460465	ECM1 (NE

Figure 7-55. Deutz T4F Harness - Sheet 4 of 12

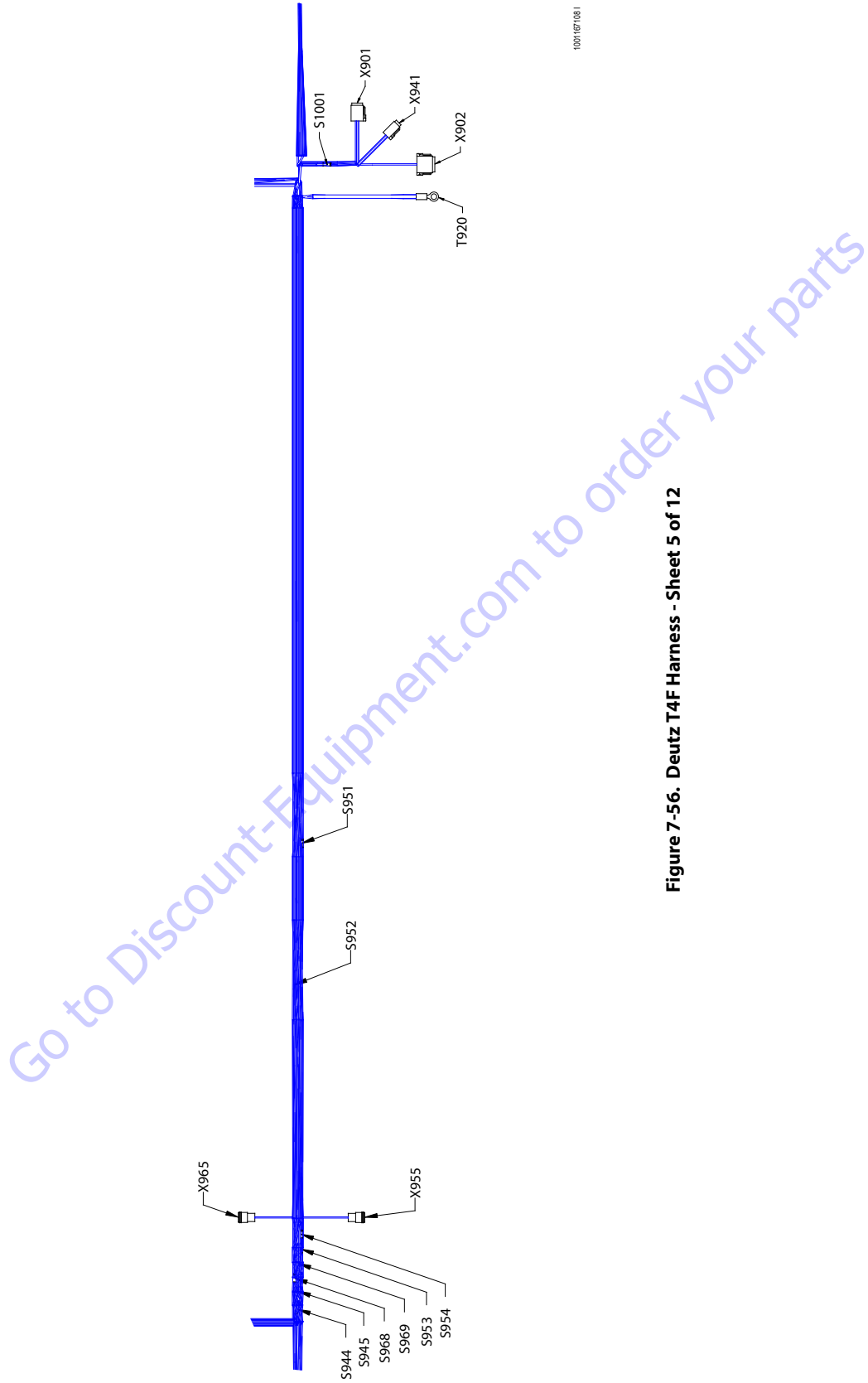


Figure 7-56. Deutz T4F Harness - Sheet 5 of 12

SECTION 7 - BASIC ELECTRICAL INFORMATION & ELECTRICAL SCHEMATICS

X950						
CONNECTOR PART NUMBER: 2902443						
CONN POS	WIRE COLOR	WIRE LABEL	GAUGE	JACKET	TERMINAL P/N	TO
A	YEL	2-48-2 IGNITION	18 AWG	GXL	4461071	S946 (1)
B	BLK	000-48-2 ENG GND	18 AWG	GXL	4461071	T920 (1)
C						
D						
E						
F	GRN	CAN 1 LO CUSTOMER CAN LO	18 AWG	J1939 CABLE	4461071	S952 (2)
G	GRN	CAN 2 LO DIAG CAN LOW	18 AWG	J1939 CABLE	4461071	S963 (2)
H	YEL	CAN 2 HI DIAG CAN HIGH	18 AWG	J1939 CABLE	4461071	S964 (2)
J						
K						
L						
M	YEL	CAN 1 HI CUSTOMER CAN HIGH	18 AWG	J1939 CABLE	4461071	S951 (2)

S946						
CONNECTOR PART NUMBER: SPLICE						
CONN POS	WIRE COLOR	WIRE LABEL	GAUGE	JACKET	TERMINAL P/N	TO
1	YEL	2-48-1 IGNITION	16 AWG	GXL	N/A	MS932 (H)
1	YEL	2-48-2 IGNITION	18 AWG	GXL	N/A	X950 (A)
2	YEL	2-48-3 IGNITION	18 AWG	GXL	N/A	RL931-86 (1)
2	YEL	2-48-4 IGNITION	18 AWG	GXL	N/A	RL930 (1)
2	BLK	148-88 IGNITION	0.75 mm ²	FLRYW	N/A	ECM-J1 (88)

MS932						
CONNECTOR PART NUMBER: 80484084						
INSTALL 1 x 5A FUSE: JLG P/N 8229242						
INSTALL 1 x 10A FUSE: JLG P/N 80983191						
INSTALL SHORT CAP: JLG P/N 1001147264						
SEE MS932 DETAIL						
CONN POS	WIRE COLOR	WIRE LABEL	GAUGE	JACKET	TERMINAL P/N	TO
A					1001116727	
B					1001116727	
C					1001116727	
D					1001116727	
E	BLK	248-23 GLOW SENSE	0.75 mm ²	FLRYW	1001116728	ECM-J2 (23)
F	ORG	248-23-1 GLOW SENSE	18 AWG	GXL	1001116728	RL931-87 (1)
G	YEL	2-1-99 IGNITION	18 AWG	GXL	1001116728	X902 (1)
H	YEL	2-48-1 IGNITION	16 AWG	GXL	1001116728	S946 (1)

S964						
CONNECTOR PART NUMBER: SPLICE						
CONN POS	WIRE COLOR	WIRE LABEL	GAUGE	JACKET	TERMINAL P/N	TO
1	YEL	CAN 2 HI DIAG CAN HIGH	18 AWG	J1939 CABLE	N/A	S969 (2)
2	YEL	CAN 2 HI DIAG CAN HIGH	18 AWG	J1939 CABLE	N/A	X950 (H)
2	YEL	CAN 2 HI DIAG CAN HIGH	18 AWG	J1939 CABLE	N/A	X960 (A)

S963						
CONNECTOR PART NUMBER: SPLICE						
CONN POS	WIRE COLOR	WIRE LABEL	GAUGE	JACKET	TERMINAL P/N	TO
1	GRN	CAN 2 LO DIAG CAN LOW	18 AWG	J1939 CABLE	N/A	S968 (2)
2	GRN	CAN 2 LO DIAG CAN LOW	18 AWG	J1939 CABLE	N/A	X950 (G)
2	GRN	CAN 2 LO DIAG CAN LOW	18 AWG	J1939 CABLE	N/A	X960 (B)

RL930						
CONNECTOR PART NUMBER: 1001116952						
CONN POS	WIRE COLOR	WIRE LABEL	GAUGE	JACKET	TERMINAL P/N	TO
1	YEL	2-48-4	18 AWG	GXL	4460465	S946 (2)
2	BLK	148-26	0.75 mm ²	FLRYW	4460465	ECM-J1 (26)

RL930-2						
CONNECTOR PART NUMBER: 1001117106						
CONN POS	WIRE COLOR	WIRE LABEL	GAUGE	JACKET	TERMINAL P/N	TO
1	RED	1-148-135 ECM PWR	8 AWG	GXL	N/A	S944 (1)

RL930-1						
CONNECTOR PART NUMBER: 4460043						
CONN POS	WIRE COLOR	WIRE LABEL	GAUGE	JACKET	TERMINAL P/N	TO
1	WHT	48-96 FUEL PUMP	14 AWG	GXL	N/A	X941 (3)

RL931-85						
CONNECTOR PART NUMBER: 4460247						
CONN POS	WIRE COLOR	WIRE LABEL	GAUGE	JACKET	TERMINAL P/N	TO
1	BLK	248-35 GLOW RELAY CONTROL GND	0.75 mm ²	FLRYW		ECM-J2 (35)

RL931-87						
CONNECTOR PART NUMBER: 4460703						
CONN POS	WIRE COLOR	WIRE LABEL	GAUGE	JACKET	TERMINAL P/N	TO
1	ORG	248-23-1 GLOW SENSE	18 AWG	GXL	N/A	MS932 (F)

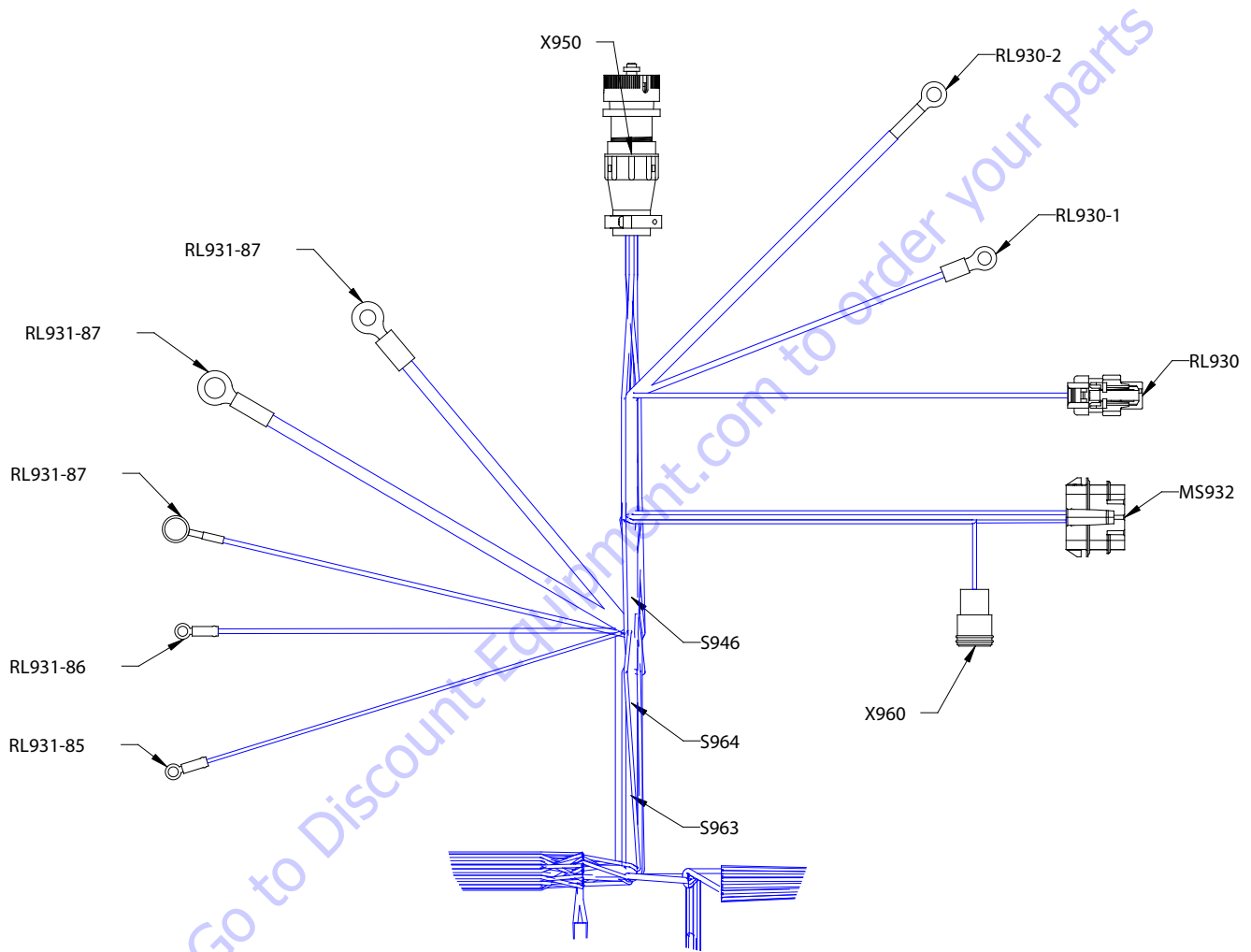
RL931-87						
CONNECTOR PART NUMBER: 8220164						
CONN POS	WIRE COLOR	WIRE LABEL	GAUGE	JACKET	TERMINAL P/N	TO
1	RED	48-13 GLOW	8 AWG	GXL		EC18 (1)

RL931-87						
CONNECTOR PART NUMBER: 1001117107						
CONN POS	WIRE COLOR	WIRE LABEL	GAUGE	JACKET	TERMINAL P/N	TO
1	RED	48-14 GLOW	8 AWG	GXL	N/A	EC18 (2)

RL931-86						
CONNECTOR PART NUMBER: 4460247						
CONN POS	WIRE COLOR	WIRE LABEL	GAUGE	JACKET	TERMINAL P/N	TO
1	YEL	2-48-3 IGNITION	18 AWG	GXL		S946 (2)

X960						
CONNECTOR PART NUMBER: 4461095						
ATTACH MATING CONNECTOR JLG P/N: 4461070						
CONN POS	WIRE COLOR	WIRE LABEL	GAUGE	JACKET	TERMINAL P/N	TO
A	YEL	CAN 2 HI DIAG CAN HIGH	18 AWG	J1939 CABLE	4460944	S964 (2)
B	GRN	CAN 2 LO DIAG CAN LOW	18 AWG	J1939 CABLE	4460944	S963 (2)
C					4460466	

Figure 7-57. Deutz T4F Harness - Sheet 6 of 12



10011671081

Figure 7-58. Deutz T4F Harness - Sheet 7 of 12

SECTION 7 - BASIC ELECTRICAL INFORMATION & ELECTRICAL SCHEMATICS

EIC						
CONNECTOR PART NUMBER: 1001126362						
CONN POS	WIRE COLOR	WIRE LABEL	GAUGE	JACKET	TERMINAL P/N	TO
1	SHLD	248-38	18 AWG	CABLE	1001126363	ECM-J2 (38)
2	BLK	148-28	0.75 mm ²	FLRYW	1001126391	ECM-J1 (28)
3	BLK	148-73	0.75 mm ²	FLRYW	1001126391	ECM-J1 (73)
4					1001126391	
5					1001126391	
6					1001126391	
7					1001126391	
8					1001126391	
9	SHLD	248-53	18 AWG	CABLE	1001126363	ECM-J2 (53)
10					1001126391	
11					1001126391	
12					1001126391	
13	WHT	248-52	18 AWG	CABLE	1001126363	ECM-J2 (52)
14	BLK	248-37	18 AWG	CABLE	1001126363	ECM-J2 (37)
15	BLK	248-39	18 AWG	CABLE	1001126363	ECM-J2 (39)
16					1001126391	
17	BLK	148-61	0.75 mm ²	FLRYW	1001126363	ECM-J1 (61)
18					1001126391	
19	BLK	248-4	1.5 mm ²	FLRYW	1001126363	ECM-J2 (4)
20	BLK	248-5	1.5 mm ²	FLRYW	1001126363	ECM-J2 (5)
21	WHT	248-54	18 AWG	CABLE	1001126363	ECM-J2 (54)
22	BLK	248-24	0.75 mm ²	FLRYW	1001126363	ECM-J2 (24)
23	BLK	248-43	0.75 mm ²	FLRYW	1001126363	ECM-J2 (43)
24	BLK	248-28	0.75 mm ²	FLRYW	1001126363	ECM-J2 (28)
25	BLK	248-26	0.75 mm ²	FLRYW	1001126363	ECM-J2 (26)
26	BLK	248-44	0.75 mm ²	FLRYW	1001126363	ECM-J2 (44)
27	BLK	248-29	0.75 mm ²	FLRYW	1001126363	ECM-J2 (29)
28	BLK	248-40	0.75 mm ²	FLRYW	1001126363	ECM-J2 (40)
29	BLK	248-27	0.75 mm ²	FLRYW	1001126363	ECM-J2 (27)
30					1001126391	
31	BLK	248-25	0.75 mm ²	FLRYW	1001126363	ECM-J2 (25)
32	BLK	248-7	0.75 mm ²	FLRYW	1001126363	ECM-J2 (7)
33					1001126391	
34	BLK	148-56	0.75 mm ²	FLRYW	1001126363	ECM-J1 (56)
35	BLK	248-16	1.5 mm ²	FLRYW	1001126363	ECM-J2 (16)
36					1001126391	
37	BLK	248-18	1.5 mm ²	FLRYW	1001126363	ECM-J2 (18)
38	BLK	248-32	1.5 mm ²	FLRYW	1001126363	ECM-J2 (32)
39					1001126391	
40	BLK	248-46	1.5 mm ²	FLRYW	1001126363	ECM-J2 (46)
41	BLK	248-3	1.5 mm ²	FLRYW	1001126363	ECM-J2 (3)
42	BLK	248-48	1.5 mm ²	FLRYW	1001126363	ECM-J2 (48)
43					1001126391	
44					1001126391	
45					1001126391	
46	BLK	148-85	0.75 mm ²	FLRYW	1001126363	ECM-J1 (85)
47	BLK	248-19	1.5 mm ²	FLRYW	1001126363	ECM-J2 (19)
48	BLK	248-20	1.5 mm ²	FLRYW	1001126363	ECM-J2 (20)
49	BLK	148-72	0.75 mm ²	FLRYW	1001126363	ECM-J1 (72)
50	BLK	148-44	0.75 mm ²	FLRYW	1001126363	ECM-J1 (44)
51	BLK	148-82	0.75 mm ²	FLRYW	1001126363	ECM-J1 (82)
52	BLK	148-38	0.75 mm ²	FLRYW	1001126363	ECM-J1 (38)
53					1001126391	
54					1001126391	
55					1001126391	
56					1001126391	
57					4461008	
58					4461008	
59					4461008	
60					4461008	
61	BLK	248-2	1.5 mm ²	FLRYW	1001126365	ECM-J2 (2)
62	BLK	248-33	1.5 mm ²	FLRYW	1001126365	ECM-J2 (33)

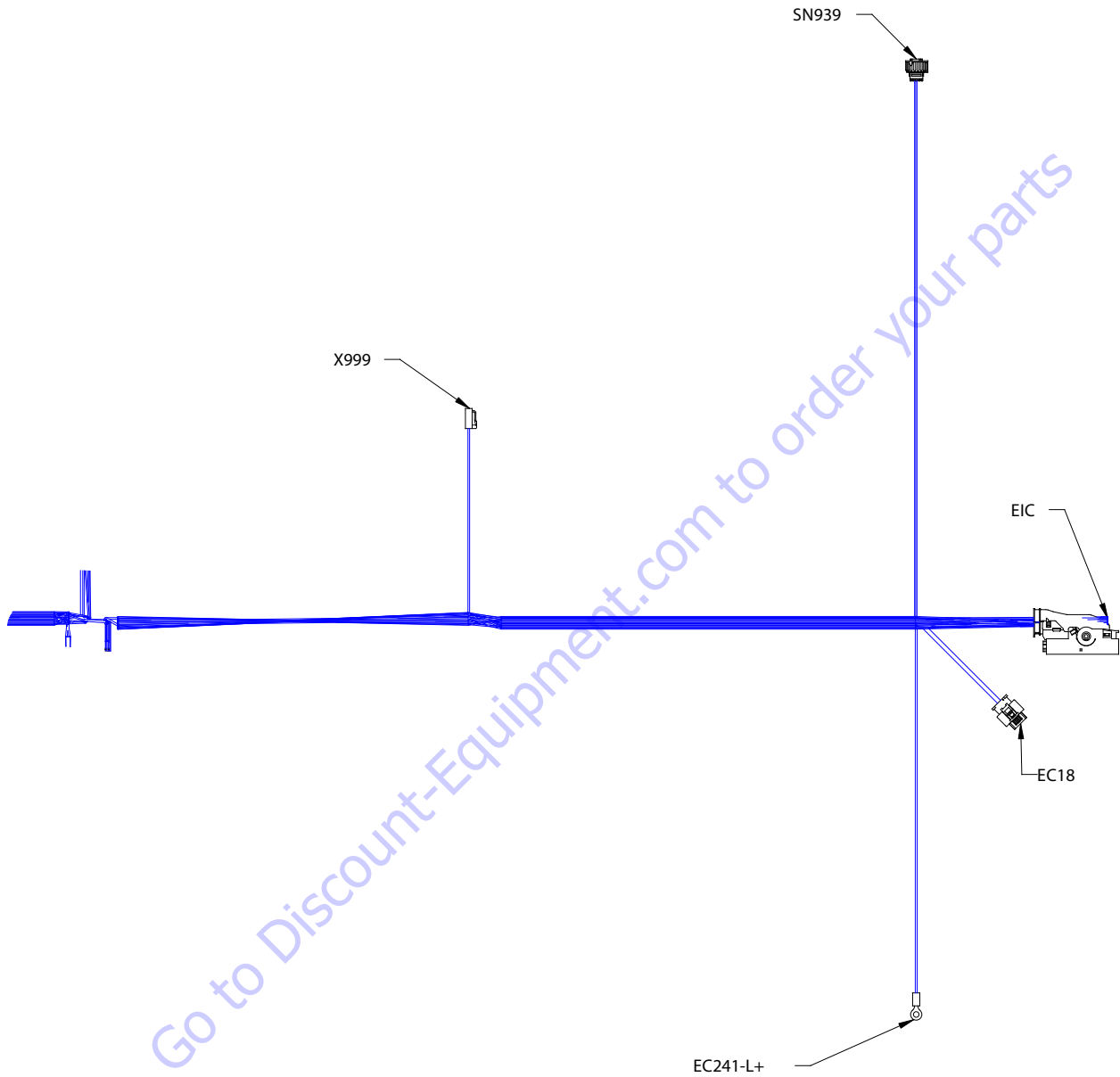
X999						
CONNECTOR PART NUMBER: 4460891						
CONN POS	WIRE COLOR	WIRE LABEL	GAUGE	JACKET	TERMINAL P/N	TO
1	BLK	148-35-3 -	18 AWG	GXL	4460465	S1001 (1)
2	BLK	000-48-3 GND	18 AWG	GXL	4460465	T920 (1)

EC241-L+						
CONNECTOR PART NUMBER: 1001117107						
CONN POS	WIRE COLOR	WIRE LABEL	GAUGE	JACKET	TERMINAL P/N	TO
1	RED	47-8 ALT EXCITE	16 AWG	GXL		X901 (5)

EC18						
CONNECTOR PART NUMBER: 1001142938						
CONN POS	WIRE COLOR	WIRE LABEL	GAUGE	JACKET	TERMINAL P/N	TO
1	RED	48-13 GLOW	8 AWG	GXL	1001142940	RL931-87 (1)
2	RED	48-14 GLOW	8 AWG	GXL	1001142940	RL931-87 (1)

SN939						
CONNECTOR PART NUMBER: 1001133714						
CONN POS	WIRE COLOR	WIRE LABEL	GAUGE	JACKET	TERMINAL P/N	TO
1	BLK	148-29 COOLANT LEVEL PWR	0.75 mm ²	FLRYW	1001133715	ECM-J1 (29)
2	BLK	148-87 COOLANT LEVEL GND	0.75 mm ²	FLRYW	1001133715	ECM-J1 (87)
3	BLK	148-13 COOLANT LEVEL SIG	0.75 mm ²	FLRYW	1001133715	ECM-J1 (13)
4					1001135651	

Figure 7-59. Deutz T4F Harness - Sheet 8 of 12



1001167108 1

Figure 7-60. Deutz T4F Harness - Sheet 9 of 12

SECTION 7 - BASIC ELECTRICAL INFORMATION & ELECTRICAL SCHEMATICS

WIRE NO	COLOR	WIRE GAUGE	JACKET	LENGTH (mm)	FROM			TO				
					REFERENCE	CONNECTOR/PIN	PIN	REFERENCE	CONNECTOR/PIN	PIN	TERM.	SEAL
000-148-246	BLK	8	GXL	85	R920	8220115	1	S945	SPLICE	1	N/A	
000-48-1	BLK	14	GXL	17	T920	8220115	1	X941	1001220379	4	4460942	
000-48-2	BLK	18	GXL	22	T920	8220115	22	X950	2902443	B	4461071	
000-48-3	BLK	18	GXL	40	T920	8220115	1	X999	4460891	2	4460465	
1-148-135	RED	8	GXL	96	RL930-2	1001117106	1	S944	SPLICE	1	N/A	
2-1-99	YEL	18	GXL	26	M5932	80484084	G	X902	4460350	1	4460465	
2-48-1	YEL	16	GXL	11	M5932	80484084	H	S946	SPLICE	1	N/A	
2-48-2	YEL	18	GXL	8	X950	2902443	A	S946	SPLICE	2	N/A	
2-48-3	YEL	18	GXL	10	RL931-86	1001116952	1	S946	SPLICE	2	N/A	
2-48-4	YEL	18	GXL	13	RL930	1001116952	1	S946	SPLICE	2	N/A	
47-8	RED	16	GXL	74	EC241-L+	1001117107	1	X901	4460894	5	4460465	
48-14	RED	8	GXL	65	RL931-87	1001117107	1	EC18	1001142938	2	1001142940	1001142941
48-96	WHT	14	GXL	25	RL930-1	4460043	1	X941	1001220379	3	4460942	
148-13	BLK	0.75	FLRYW	165	ECM-J1	1001133956	13	SN939	1001133714	3	1001133715	100135650
148-15-68	BLK	0.75	FLRYW	1	ECM-J1	1001133956	15	ECM-J1	1001133956	68	100126384	
148-15-68	BLK	0.75	FLRYW	11	S944	SPLICE	2	ECM-J1	1001133956	1	100126352	100126353
148-26	BLK	0.75	FLRYW	109	RL930	1001116952	2	ECM-J1	1001133956	26	100126384	
148-28	BLK	0.75	FLRYW	149	ECM-J1	1001126384	28	EIC	1001126362	2	100126391	
148-29	BLK	0.75	FLRYW	166	ECM-J1	1001133956	29	SN939	1001133714	1	1001133715	1001135650
148-2	BLK	2.5	FLRYW	12	S945	SPLICE	2	ECM-J1	1001133956	2	100126352	100126353
148-35-1	BLK	18	GXL	5	X901	4460894	2	S1001	SPLICE	2	N/A	
148-35-2	BLK	0.75	FLRYW	93	ECM-J1	1001133956	35	S1001	SPLICE	1	N/A	
148-35-3	BLK	18	GXL	33	S1001	SPLICE	1	X999	4460891	1	4460465	
148-38	BLK	0.75	FLRYW	148	EIC	1001126363	52	ECM-J1	1001133956	38	100126384	
148-3	RED	2.5	FLRYW	11	ECM-J1	1001133956	3	S944	SPLICE	2	N/A	
148-44	BLK	0.75	FLRYW	149	EIC	1001126363	50	ECM-J1	1001133956	44	100126384	
148-4	BLK	2.5	FLRYW	12	ECM-J1	1001133956	4	S945	SPLICE	2	N/A	
148-56	BLK	0.75	FLRYW	148	EIC	1001126363	34	ECM-J1	1001126364			
148-57	BLK	0.75	FLRYW	98	X941	1001220379	2	4460465	1001133956	56	100126384	
148-5	RED	2.5	FLRYW	11	S944	SPLICE	2	ECM-J1	1001133956	57	100126384	
148-61	BLK	0.75	FLRYW	149	EIC	1001126363	17	ECM-J1	1001133956	61	100126384	100126353
148-64	BLK	0.75	FLRYW	97	X941	1001220379	1	ECM-J1	1001133956	64	100126384	
148-6	BLK	2.5	FLRYW	12	S945	SPLICE	2	ECM-J1	1001133956	6	100126352	100126353
148-72	BLK	0.75	FLRYW	148	EIC	1001126363	49	ECM-J1	1001126364	72	100126384	
148-73	BLK	0.75	FLRYW	147	ECM-J1	1001133956	73	ECM-J1	1001133956	3	100126384	
148-82	BLK	0.75	FLRYW	150	EIC	1001126363	51	EIC	100126364	82	100126384	
148-85	BLK	0.75	FLRYW	148	EIC	1001126363	46	ECM-J1	1001133956	85	100126384	
148-87	BLK	0.75	FLRYW	169	ECM-J1	1001133956	87	SN939	1001133714	2	1001133715	1001135650
148-88	BLK	0.75	FLRYW	97	ECM-J1	1001133956	88	S946	SPLICE	2	N/A	
248-16	BLK	1.5	FLRYW	147	ECM-J2	1001133957	16	EIC	1001126363	35	100126363	1001126364
248-18	BLK	1.5	FLRYW	147	ECM-J2	1001133957	18	EIC	1001126351	37	100126363	1001126364
248-19	BLK	1.5	FLRYW	146	ECM-J2	1001133957	19	EIC	1001126362	47	100126363	1001126364
248-20	BLK	1.5	FLRYW	147	ECM-J2	1001133957	20	EIC	1001126362	48	100126363	1001126364
248-23-1	ORG	18	GXL	19	M5932	80484084	F	RL931-87	4460708	1	N/A	
248-23-1	BLK	0.75	FLRYW	109	M5932	80484084	E	ECM-J2	1001133957	23	100126384	1001126364
248-24	BLK	0.75	FLRYW	148	ECM-J2	1001133957	24	ECM-J2	1001126362	22	100126363	1001126364
248-25	BLK	0.75	FLRYW	148	ECM-J2	1001133957	25	EIC	1001126364	31	100126363	1001126364
248-26	BLK	0.75	FLRYW	148	ECM-J2	1001133957	26	EIC	1001126362	25	100126363	1001126364

Figure 7-61. Deutz T4F Harness - Sheet 10 of 12

SECTION 7 - BASIC ELECTRICAL INFORMATION & ELECTRICAL SCHEMATICS

WIRE NO	WIRE COLOR	WIRE GAUGE	JACKET	LENGTH (mm)	FROM				TO					
					REFERENCE	CONNECTOR/PIN	PIN	TERM.	SEAL	REFERENCE	CONNECTOR/PIN	PIN	TERM.	SEAL
248-27	BLK	0.75	FLRYW	148	ECM-J2	1001133957	27	1001126384		EIC	100126362	29	100126363	100126364
248-28	BLK	0.75	FLRYW	149	ECM-J2	1001133957	28	1001126384		EIC	100126362	24	100126363	100126364
248-29	BLK	0.75	FLRYW	146	ECM-J2	1001133957	29	1001126384		EIC	100126362	27	100126363	100126364
248-2	BLK	1.5	FLRYW	147	ECM-J2	1001133957	2	1001126351		EIC	100126362	61	100126365	4461054
248-3	BLK	1.5	FLRYW	148	ECM-J2	1001133957	32	1001126351		EIC	100126362	38	100126363	100126364
248-33	BLK	1.5	FLRYW	148	ECM-J2	1001133957	33	1001126351		EIC	100126362	62	100126365	4461054
248-35	BLK	0.75	FLRYW	106	RL931-85		1			ECM-J2	1001133957	35	100126351	
248-37	BLK	18	CABLE	148	ECM-J2	1001133957	37	1001126384		EIC	100126362	14	100126363	100126364
248-38	SHLD	18	CABLE	146	EIC	1001126362	1	1001126363	100126364	ECM-J2	1001133957	38	100126384	
248-39	BLK	18	CABLE	146	ECM-J2	1001133957	39	1001126384		EIC	100126362	15	100126363	100126364
248-3	BLK	1.5	FLRYW	147	ECM-J2	1001133957	3	1001126351		EIC	100126362	41	100126363	100126364
248-40	BLK	0.75	FLRYW	147	ECM-J2	1001133957	40	100126384		EIC	100126362	28	100126363	100126364
248-43	BLK	0.75	FLRYW	146	ECM-J2	1001133957	43	100126384		EIC	100126362	23	100126363	100126364
248-44	BLK	0.75	FLRYW	149	ECM-J2	1001133957	44	1001126384		EIC	100126362	26	100126363	100126364
248-46	BLK	1.5	FLRYW	147	ECM-J2	1001133957	46	1001126351		EIC	100126362	40	100126363	100126364
248-48	BLK	1.5	FLRYW	147	ECM-J2	1001133957	48	1001126351		EIC	100126362	42	100126363	100126364
248-4	BLK	1.5	FLRYW	146	ECM-J2	1001133957	4	1001126351		EIC	100126362	19	100126363	100126364
248-52	WHT	18	CABLE	147	ECM-J2	1001133957	52	1001126384		EIC	100126362	13	100126363	100126364
248-53	SHLD	18	CABLE	149	ECM-J2	1001133957	53	100126384		EIC	100126362	9	100126363	100126364
248-54	WHT	18	CABLE	147	ECM-J2	1001133957	54	1001126384		EIC	100126362	21	100126363	100126364
248-5	BLK	1.5	FLRYW	147	ECM-J2	1001133957	5	1001126351		EIC	100126362	20	100126363	100126364
248-7	BLK	0.75	FLRYW	147	ECM-J2	1001133957	7	1001126384		EIC	100126362	32	100126363	100126364
48-13	RED	8	GXL	67	RL931-87	8220164	1			EC18	1001142938	1	1001142940	1001142941
CAN1 HI	YEL	18	J1939 CABLE	59	X950	2902443	M	4461071		S951	SPLICE	2	N/A	
CAN1 HI	YEL	18	J1939 CABLE	29	S953	SPLICE	3	N/A		S951	SPLICE	2	N/A	
CAN1 HI	YEL	18	J1939 CABLE	55	X901	4460894	3	4460944		S953	SPLICE	1	N/A	
CAN1 HI	YEL	18	J1939 CABLE	15	ECM-J1	1001133956	54	1001126384		S955	4461095	A	4460944	
CAN1 HI	YEL	18	J1939 CABLE	6	S953	SPLICE	2	N/A		S952	SPLICE	2	N/A	
CAN1 LO	GRN	18	J1939 CABLE	64	X901	4460894	4	4460944		S952	SPLICE	2	N/A	
CAN1 LO	GRN	18	J1939 CABLE	18	S954	SPLICE	2	N/A		S952	SPLICE	1	N/A	
CAN1 LO	GRN	18	J1939 CABLE	69	X950	2902443	F	4461071		S952	SPLICE	2	N/A	
CAN1 LO	GRN	18	J1939 CABLE	16	ECM-J1	1001133956	76	1001126384		S954	SPLICE	1	N/A	
CAN1 LO	GRN	18	J1939 CABLE	6	S954	SPLICE	2	N/A		X955	4461095	B	4460944	
CAN1 SHLD	SHLD	18	J1939 CABLE	99	X901	4460894	6	4460465		ECM-J1	1001133956	NC		
CAN2 HI	YEL	18	J1939 CABLE	12	S964	SPLICE	2	N/A		X960	4461095	A	4460944	
CAN2 HI	YEL	18	J1939 CABLE	10	X950	2902443	H	4461071		S964	SPLICE	2	N/A	
CAN2 HI	YEL	18	J1939 CABLE	14	ECM-J1	1001133956	75	1001126384		S969	SPLICE	1	N/A	
CAN2 HI	YEL	18	J1939 CABLE	79	S964	SPLICE	2	N/A		S969	SPLICE	2	N/A	
CAN2 HI	YEL	18	J1939 CABLE	7	S969	SPLICE	2	N/A		X965	4461095	A	4460944	
CAN2 LO	GRN	18	J1939 CABLE	14	S963	SPLICE	2	N/A		X960	4461095	B	4460944	
CAN2 LO	GRN	18	J1939 CABLE	12	X950	2902443	G	4461071		S963	SPLICE	2	N/A	
CAN2 LO	GRN	18	J1939 CABLE	13	ECM-J1	1001133956	53	1001126384		S968	SPLICE	1	N/A	
CAN2 LO	GRN	18	J1939 CABLE	80	S963	SPLICE	1	N/A		S968	SPLICE	2	N/A	
CAN2 LO	GRN	18	J1939 CABLE	8	S968	SPLICE	2	N/A		X965	4461095	B	4460944	

Figure 7-62. Deutz T4F Harness - Sheet 11 of 12

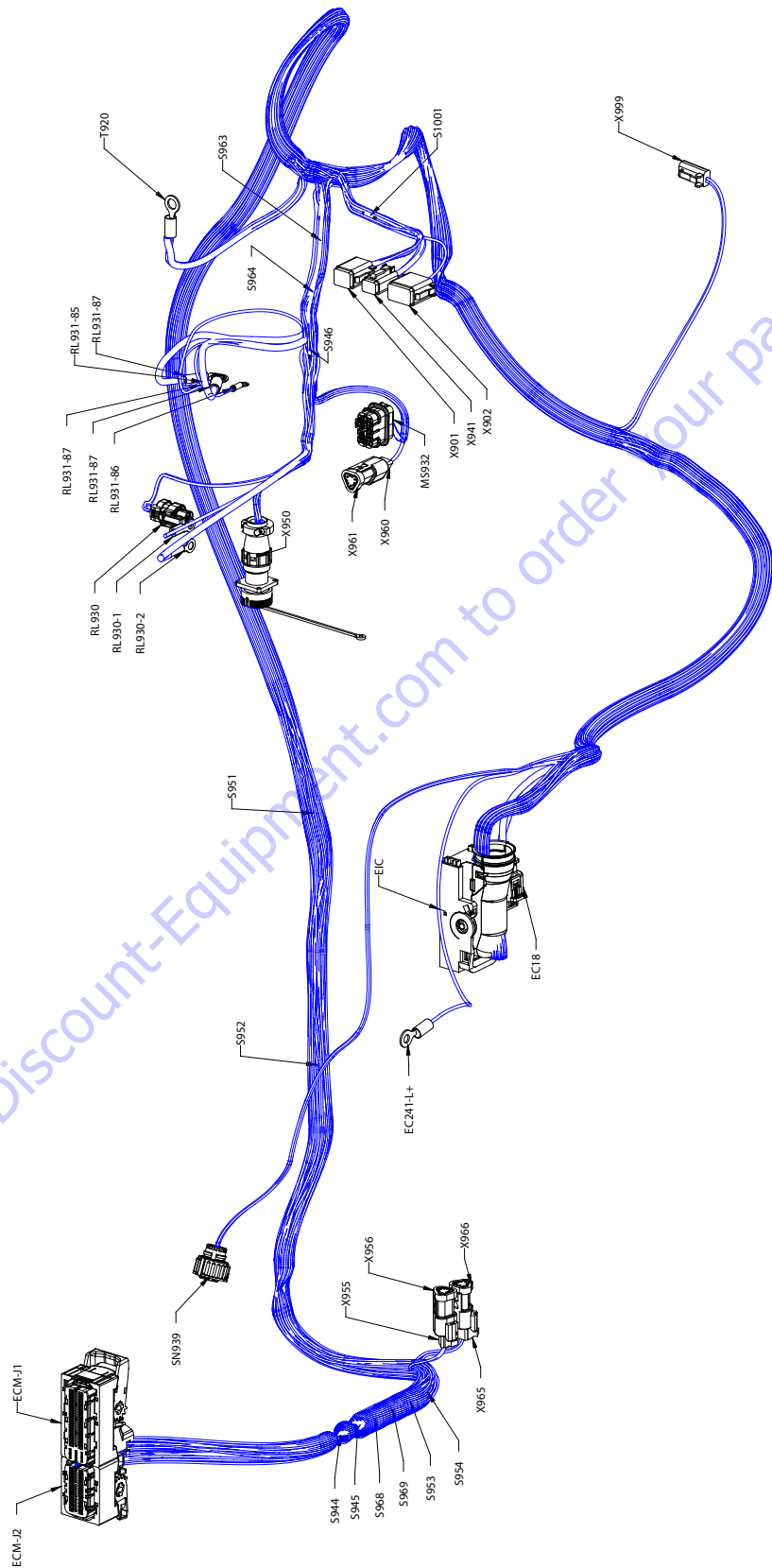


Figure 7-63. Deutz T4F Harness - Sheet 12 of 12

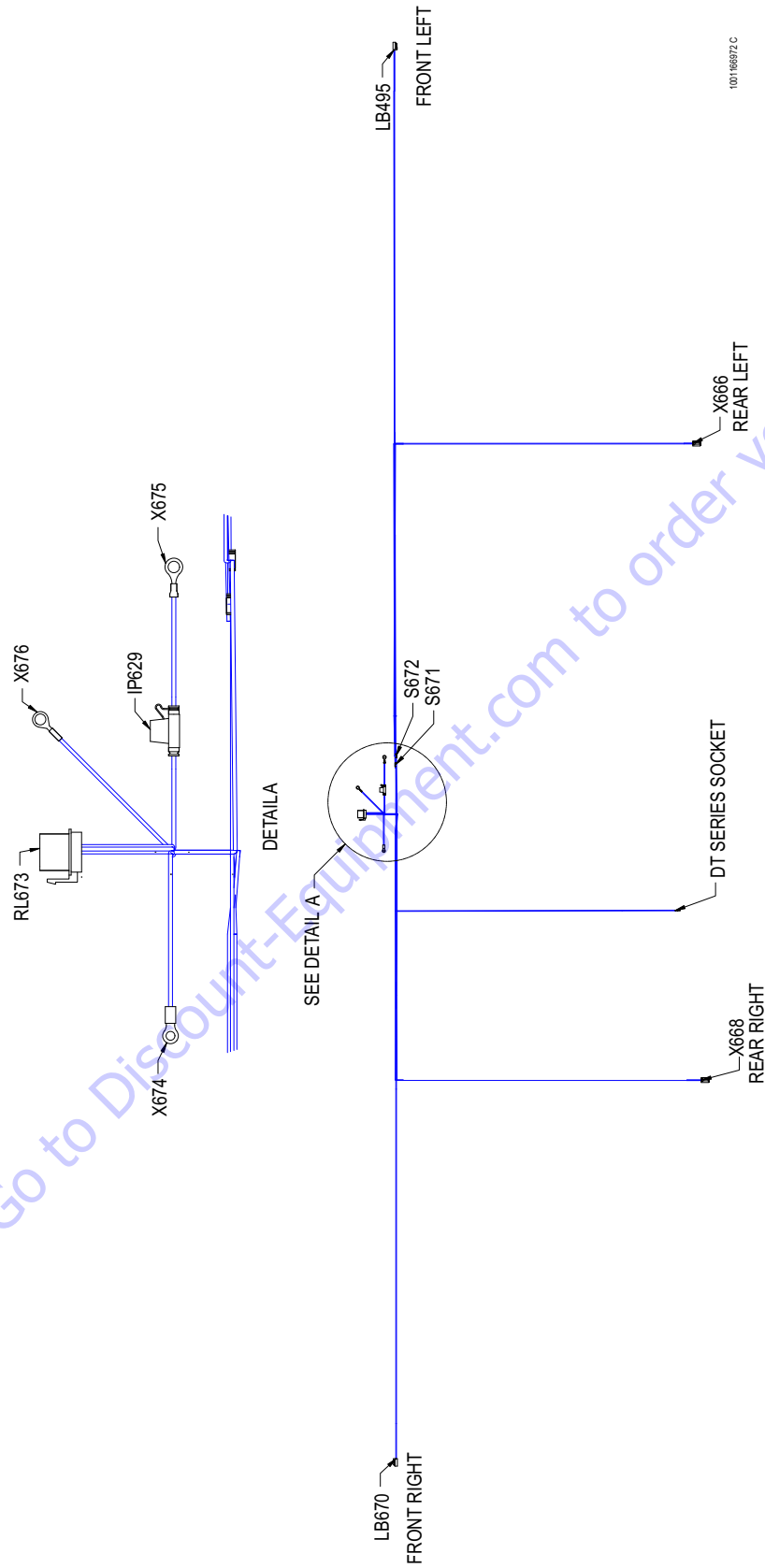


Figure 7-64. Chassis Head and Tail Lights Harness - Sheet 1 of 3

SECTION 7 - BASIC ELECTRICAL INFORMATION & ELECTRICAL SCHEMATICS

LB495					
CONN POS	WIRE COLOR	WIRE LABEL	GAUGE	JACKET	TO
1	WHT	6-11	16 AWG	GXL	S671 (1)
2	BLK	000-60-11	16 AWG	GXL	S672 (1)

X668					
CONN POS	WIRE COLOR	WIRE LABEL	GAUGE	JACKET	TO
1					
2	WHT	6-30	16 AWG	GXL	S671 (2)
3	BLK	000-60-30	16 AWG	GXL	S672 (2)
4					

LB495					
CONN POS	WIRE COLOR	WIRE LABEL	GAUGE	JACKET	TO
1	WHT	6-11	16 AWG	GXL	S671 (1)
2	BLK	000-60-11	16 AWG	GXL	S672 (1)

RL673					
CONN POS	WIRE COLOR	WIRE LABEL	GAUGE	JACKET	TO
1	WHT	4-146	14 AWG	GXL	IP629 (2)
2	BLK	000-40-109	16 AWG	GXL	X676 (1)
3					
4	WHT	6-8	14 AWG	GXL	S671 (2)
5	WHT	4-145	18 AWG	GXL	X505 (1)

X674					
CONN POS	WIRE COLOR	WIRE LABEL	GAUGE	JACKET	TO
1	BLK	4-122	14 AWG	GXL	S672 (2)

IP629					
CONN POS	WIRE COLOR	WIRE LABEL	GAUGE	JACKET	TO
1	WHT	4-146	14 AWG	GXL	X675 (1)
2	WHT	4-146	14 AWG	GXL	RL673 (1)

X675					
CONN POS	WIRE COLOR	WIRE LABEL	GAUGE	JACKET	TO
1	WHT	4-146	14 AWG	GXL	IP629 (1)

X676					
CONN POS	WIRE COLOR	WIRE LABEL	GAUGE	JACKET	TO
1	BLK	000-40-109	16 AWG	GXL	RL673 (2)

S671					
CONN POS	WIRE COLOR	WIRE LABEL	GAUGE	JACKET	TO
1	WHT	6-11	16 AWG	GXL	LB495 (1)
1	WHT	6-29	16 AWG	GXL	LB670 (1)
2	WHT	6-13	16 AWG	GXL	X666 (2)
2	WHT	6-30	16 AWG	GXL	X668 (2)
2	WHT	6-8	14 AWG	GXL	RL673 (4)

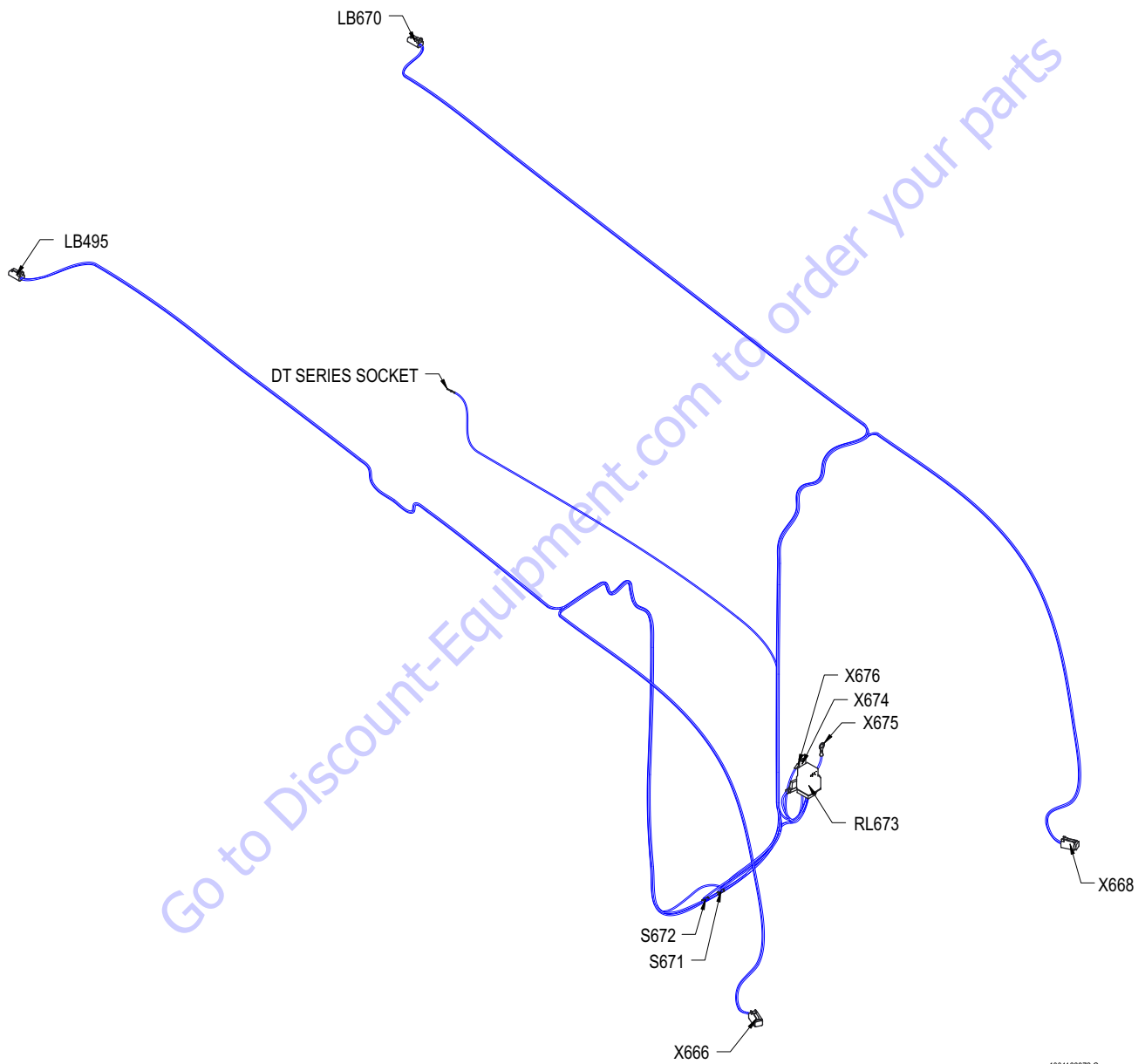
X505					
CONN POS	WIRE COLOR	WIRE LABEL	GAUGE	JACKET	TO
1	WHT	4-145	18 AWG	GXL	RL673 (5)

X666					
CONN POS	WIRE COLOR	WIRE LABEL	GAUGE	JACKET	TO
1					
2	WHT	6-13	16 AWG	GXL	S671 (2)
3	BLK	000-60-12	16 AWG	GXL	S672 (2)
4					

S672					
CONN POS	WIRE COLOR	WIRE LABEL	GAUGE	JACKET	TO
1	BLK	000-60-11	16 AWG	GXL	LB495 (2)
1	BLK	000-60-29	16 AWG	GXL	LB670 (2)
2	BLK	000-60-12	16 AWG	GXL	X666 (3)
2	BLK	000-60-30	16 AWG	GXL	X668 (3)
2	BLK	4-122	14 AWG	GXL	X674 (1)

WIRE NO	COLOR	WIRE GAUGE	JACKET	LENGTH (mm)	FROM		TO	
					REFERENCE	PIN	REFERENCE	PIN
000-40-109	BLK	16	GXL	196	RL673	2	X676	1
000-60-11	BLK	16	GXL	2680	LB495	2	S672	1
000-60-12	BLK	16	GXL	2327	S672	2	X666	3
000-60-29	BLK	16	GXL	2689	S672	1	LB670	2
000-60-30	BLK	16	GXL	2399	S672	2	X668	3
4-122	BLK	14	GXL	388	S672	2	X674	1
4-145	WHT	18	GXL	1516	X505	1	RL673	5
4-146	WHT	14	GXL	140	IP629	2	RL673	1
4-146	WHT	14	GXL	83	IP629	1	X675	1
6-11	WHT	16	GXL	2723	S671	1	LB495	1
6-13	WHT	16	GXL	2372	S671	2	X666	2
6-29	WHT	16	GXL	2651	S671	1	LB670	1
6-30	WHT	16	GXL	2358	S671	2	X668	2
6-8	WHT	14	GXL	308	S671	2	RL673	4

Figure 7-65. Chassis Head and Tail Lights Harness - Sheet 2 of 3



1001166972 C

Figure 7-66. Chassis Head and Tail Lights Harness - Sheet 3 of 3

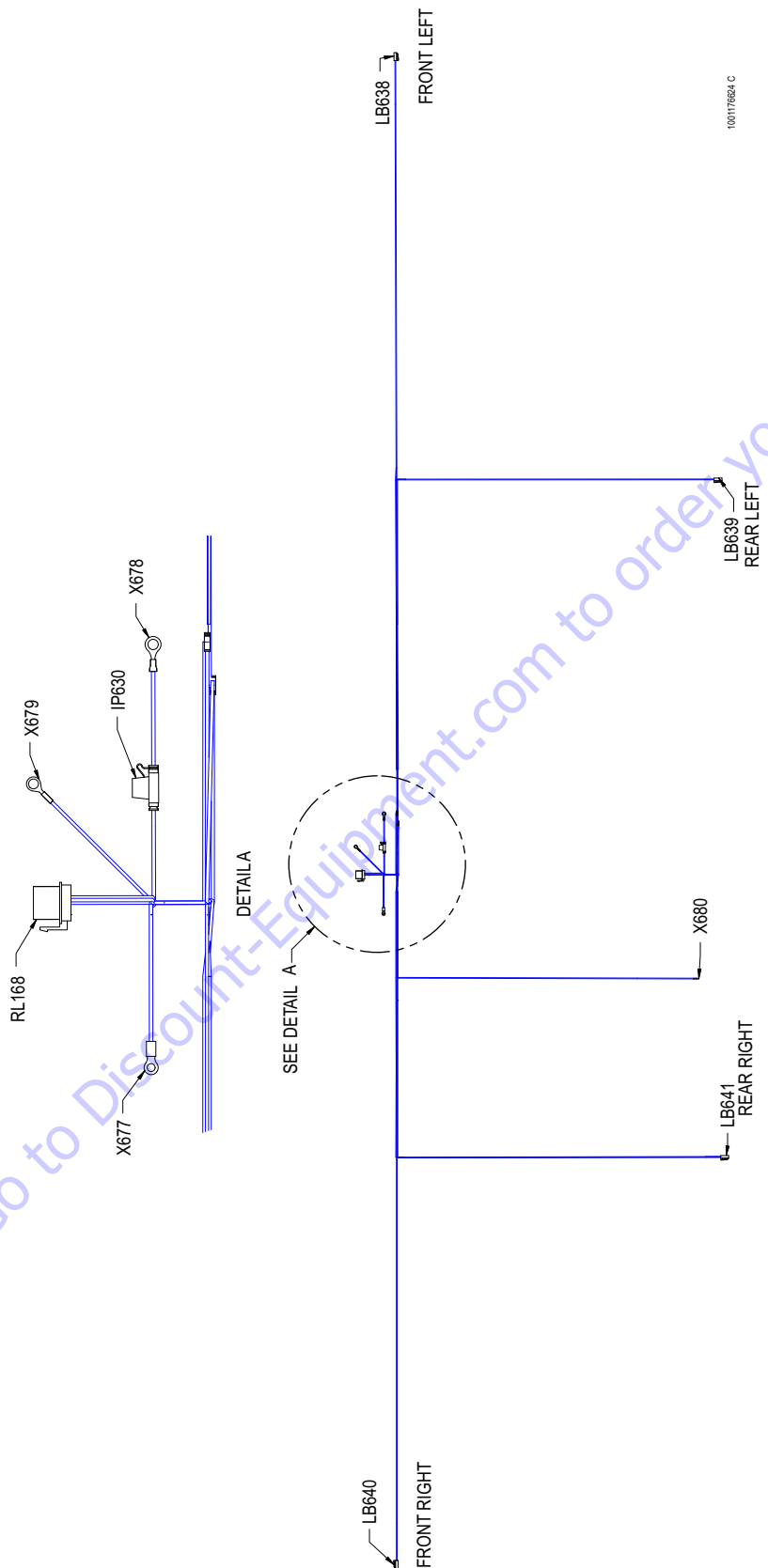


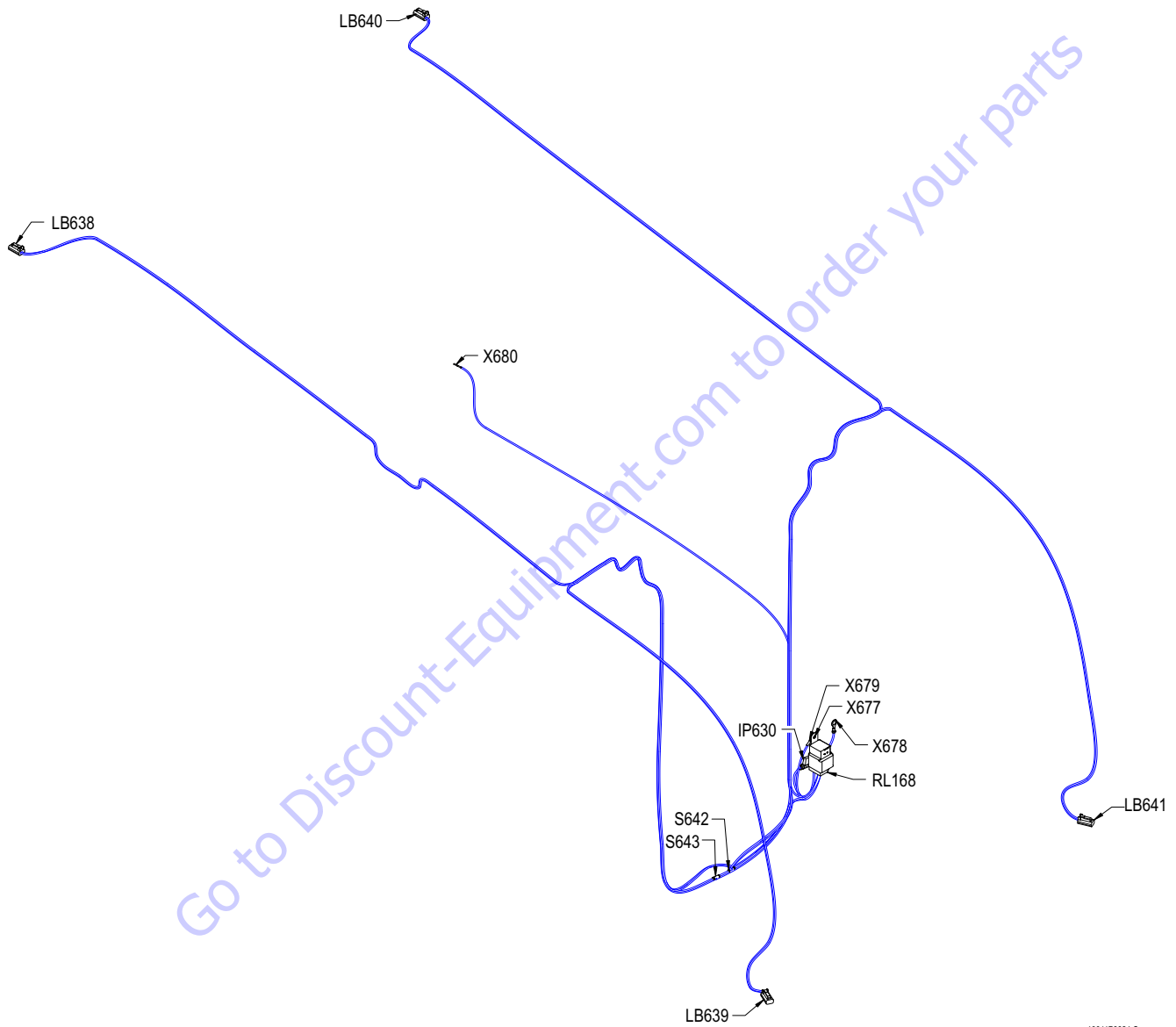
Figure 7-67. Chassis Work Lights Harness- Sheet 1 of 3

SECTION 7 - BASIC ELECTRICAL INFORMATION & ELECTRICAL SCHEMATICS

LB638					
CONN POS	WIRE COLOR	WIRE LABEL	GAUGE	JACKET	TO
1	WHT	6-4	16 AWG	GXL	S642 (1)
2	BLK	000-60-3	16 AWG	GXL	S643 (1)
LB639					
CONN POS	WIRE COLOR	WIRE LABEL	GAUGE	JACKET	TO
1	WHT	6-5	16 AWG	GXL	S642 (2)
2	BLK	000-60-4	16 AWG	GXL	S643 (2)
LB640					
CONN POS	WIRE COLOR	WIRE LABEL	GAUGE	JACKET	TO
1	WHT	6-6	16 AWG	GXL	S642 (1)
2	BLK	000-60-5	16 AWG	GXL	S643 (1)
LB641					
CONN POS	WIRE COLOR	WIRE LABEL	GAUGE	JACKET	TO
1	WHT	6-7	16 AWG	GXL	S642 (2)
2	BLK	000-60-6	16 AWG	GXL	S643 (2)
X680					
CONN POS	WIRE COLOR	WIRE LABEL	GAUGE	JACKET	TO
1	WHT	4-28	16 AWG	GXL	RL168 (5)
X677					
CONN POS	WIRE COLOR	WIRE LABEL	GAUGE	JACKET	TO
1	BLK	000-40-17	14 AWG	GXL	S643 (2)
X679					
CONN POS	WIRE COLOR	WIRE LABEL	GAUGE	JACKET	TO
1	BLK	000-40-9	16 AWG	GXL	RL168 (2)
X678					
CONN POS	WIRE COLOR	WIRE LABEL	GAUGE	JACKET	TO
1	BLK	4-70	14 AWG	GXL	IP630 (1)
IP630					
CONN POS	WIRE COLOR	WIRE LABEL	GAUGE	JACKET	TO
1	BLK	4-70	14 AWG	GXL	X678 (1)
2	BLK	4-70	14 AWG	GXL	RL168 (1)
RL168					
CONN POS	WIRE COLOR	WIRE LABEL	GAUGE	JACKET	TO
1	BLK	4-70	14 AWG	GXL	IP630 (2)
2	BLK	000-40-9	16 AWG	GXL	X679 (1)
3					
4	WHT	6-8	14 AWG	GXL	S642 (2)
5	WHT	4-28	16 AWG	GXL	X680 (1)
S642					
CONN POS	WIRE COLOR	WIRE LABEL	GAUGE	JACKET	TO
1	WHT	6-4	16 AWG	GXL	LB638 (1)
1	WHT	6-6	16 AWG	GXL	LB640 (1)
2	WHT	6-5	16 AWG	GXL	LB639 (1)
2	WHT	6-7	16 AWG	GXL	LB641 (1)
2	WHT	6-8	14 AWG	GXL	RL168 (4)
S643					
CONN POS	WIRE COLOR	WIRE LABEL	GAUGE	JACKET	TO
1	BLK	000-60-3	16 AWG	GXL	LB638 (2)
1	BLK	000-60-5	16 AWG	GXL	LB640 (2)
2	BLK	000-40-17	14 AWG	GXL	X677 (1)
2	BLK	000-60-4	16 AWG	GXL	LB639 (2)
2	BLK	000-60-6	16 AWG	GXL	LB641 (2)

WIRE NO	COLOR	WIRE GAUGE	JACKET	LENGTH (mm)	FROM		TO	
					REFERENCE	PIN	REFERENCE	PIN
000-40-17	BLK	14	GXL	386	S643	2	X677	1
000-40-9	BLK	16	GXL	196	RL168	2	X679	1
000-60-3	BLK	16	GXL	2680	LB638	2	S643	1
000-60-4	BLK	16	GXL	2316	S643	2	LB639	2
000-60-5	BLK	16	GXL	2682	S643	1	LB640	2
000-60-6	BLK	16	GXL	2396	S643	2	LB641	2
4-28	WHT	16	GXL	1516	RL168	5	X680	1
4-70	BLK	14	GXL	149	IP630	2	RL168	1
4-70	BLK	14	GXL	79	X678	1	IP630	1
6-4	WHT	16	GXL	2739	S642	1	LB638	1
6-5	WHT	16	GXL	2375	S642	2	LB639	1
6-6	WHT	16	GXL	2643	S642	1	LB640	1
6-7	WHT	16	GXL	2368	S642	2	LB641	1
6-8	WHT	14	GXL	302	RL168	4	S642	2

Figure 7-68. Chassis Work Lights Harness - Sheet 2 of 3



1001176624 C

Figure 7-69. Chassis Work Lights Harness - Sheet 3 of 3

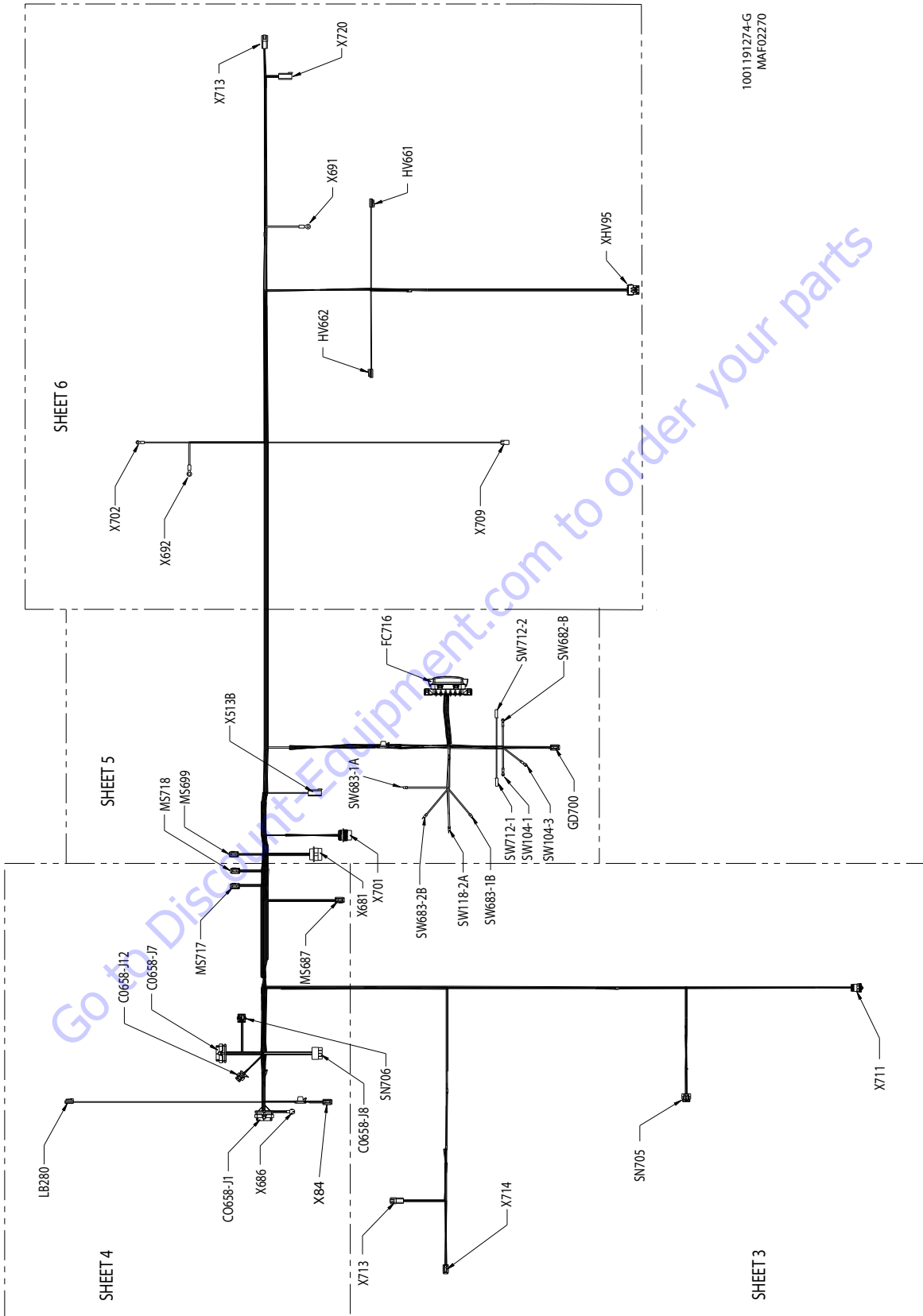


Figure 7-70. 400SC Turntable Harness - Sheet 1 of 14

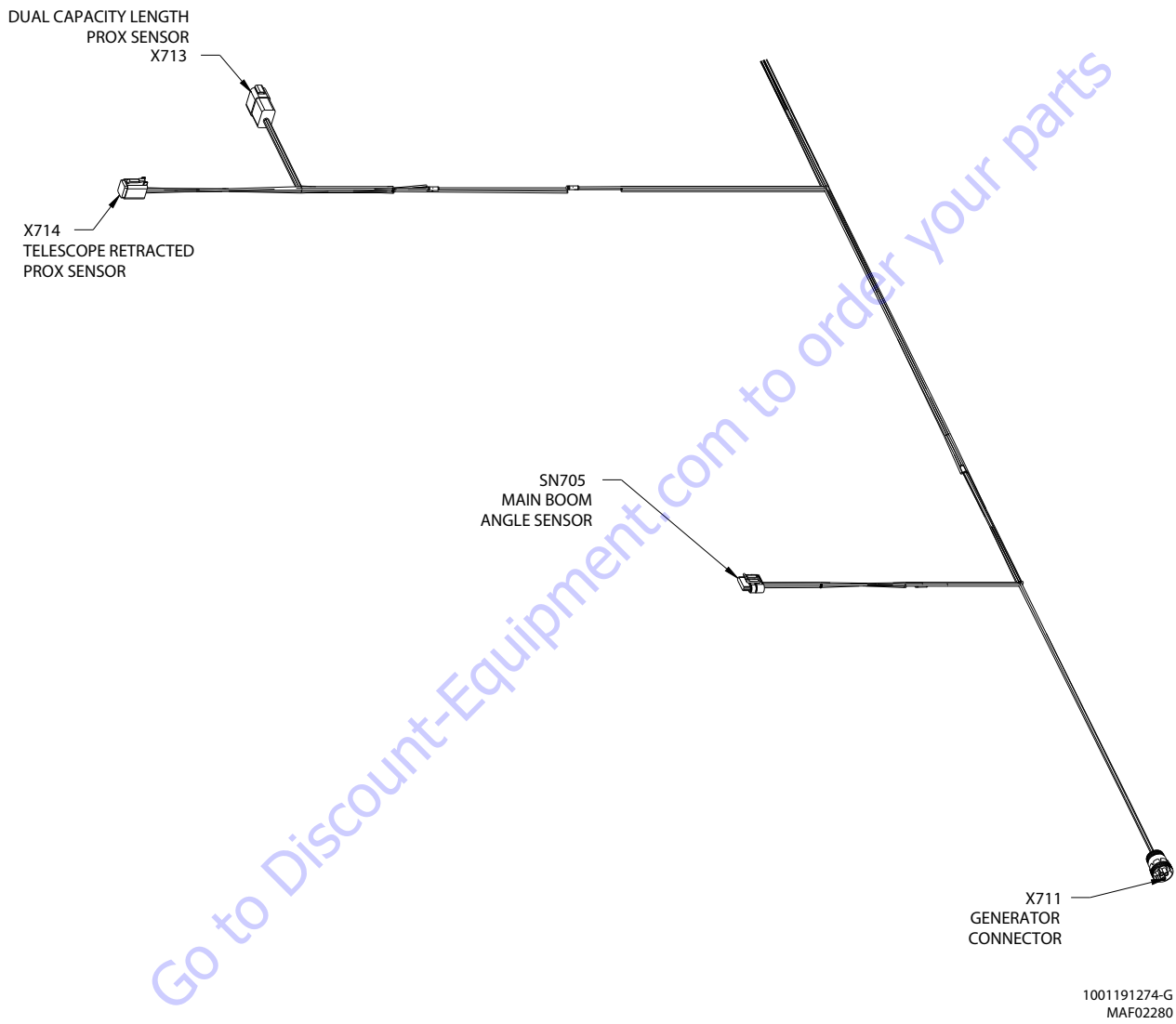


Figure 7-71. 400SC Turntable Harness - Sheet 2 of 14

SECTION 7 - BASIC ELECTRICAL INFORMATION & ELECTRICAL SCHEMATICS

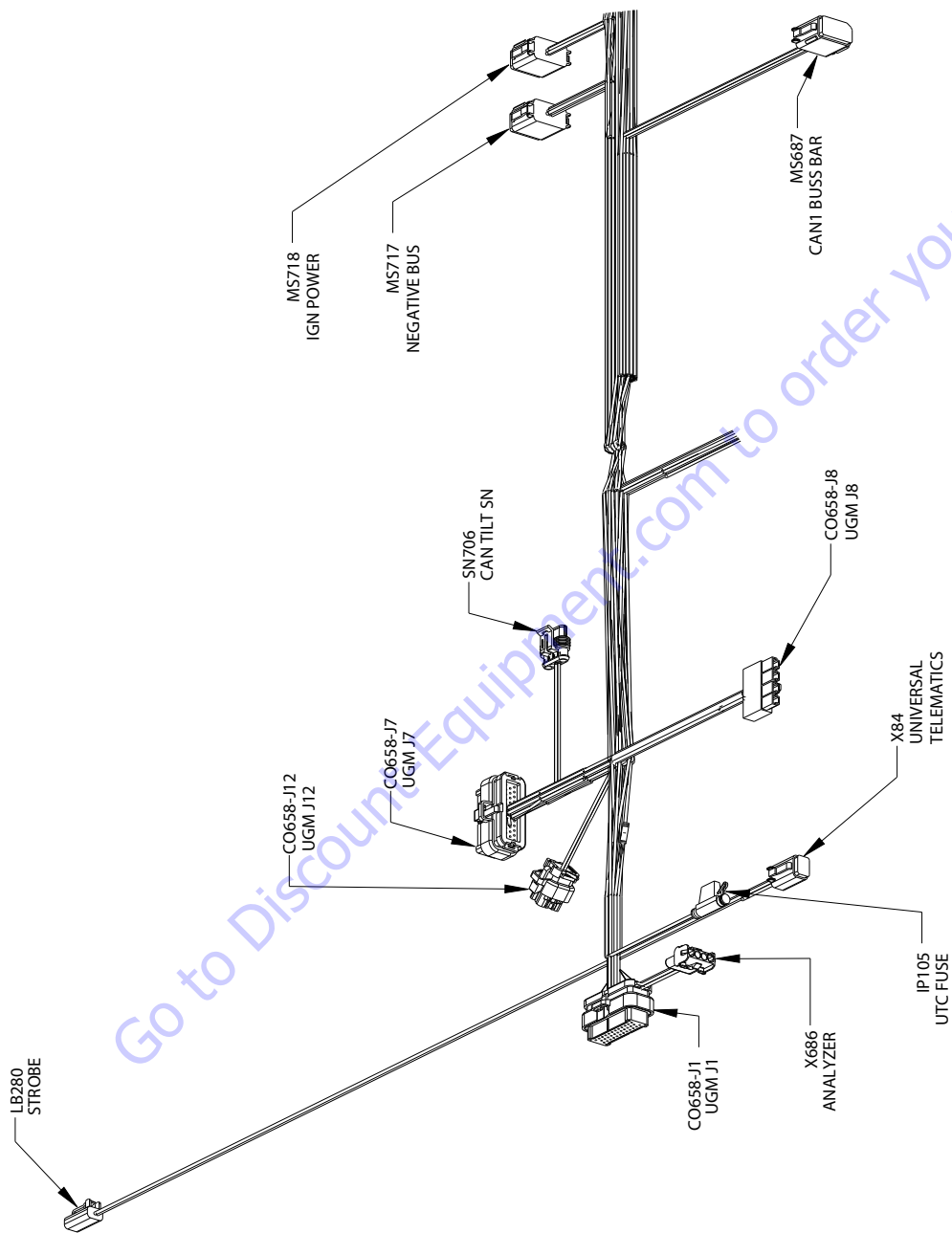
X713 DUAL CAPACITY LENGTH PROX SENSOR					
CONN POS	WIRE COLOR	WIRE LABEL	GAUGE	JACKET	TO
1	WHT	4-168 PWR 12V	18 AWG	GXL	S703 (2)
2	BLK	000-40-167 GND	18 AWG	GXL	S704 (2)
3	WHT	4-115 CAPACITY 1	18 AWG	GXL	C0658-J7 (23)
4	WHT	4-114 PWR 12V	18 AWG	GXL	S703 (1)
5	BLK	000-40-98 GND	18 AWG	GXL	S704 (1)
6	WHT	4-167 CAP PROX 2	18 AWG	GXL	C0658-J1 (35)
7					
8					

X711 GENERATOR CONNECTOR					
CONN POS	WIRE COLOR	WIRE LABEL	GAUGE	JACKET	TO
A	WHT	4-82 GEN IGN	18 AWG	GXL	FC716 (41)
B	WHT	4-74 GEN ON	18 AWG	GXL	C0658-J1 (22)
C	BLK	000-40-161 GEN GND	18 AWG	GXL	MS717 (5)

X714 TELESCOPE RETRACTED PROX SENSOR					
CONN POS	WIRE COLOR	WIRE LABEL	GAUGE	JACKET	TO
1	WHT	4-111 PWR 12V	18 AWG	GXL	S703 (2)
2	BLK	000-40-77 GND	18 AWG	GXL	S704 (2)
3	WHT	4-110 PROX 1	18 AWG	GXL	C0658-J7 (21)
4	WHT	4-113 PWR 12V	18 AWG	GXL	S703 (2)
5	BLK	000-40-80 GND	18 AWG	GXL	S704 (2)
6	WHT	4-117 PROX 2	18 AWG	GXL	C0658-J1 (34)

SN705 MAIN BOOM ANGLE SENSOR					
CONN POS	WIRE COLOR	WIRE LABEL	GAUGE	JACKET	TO
A	BLK	000-40-78 GND	18 AWG	GXL	S697 (2)
B	WHT	4-106 PWR 5V	18 AWG	GXL	S696 (2)
C	WHT	4-86 BM ANGLE SEN 1	18 AWG	GXL	C0658-J7 (4)
D	WHT	4-87 BM ANGLE SEN 2	18 AWG	GXL	C0658-J7 (7)
E	BLK	000-40-79 GND	18 AWG	GXL	S697 (2)
F	WHT	4-112 PWR 5V	18 AWG	GXL	S696 (2)

Figure 7-72. 400SC Turntable Harness - Sheet 3 of 14



1001191274-G
MAF02290

Figure 7-73. 400SC Turntable Harness - Sheet 4 of 14

SECTION 7 - BASIC ELECTRICAL INFORMATION & ELECTRICAL SCHEMATICS

C0658-J7 UGM J7					
CONN POS	WIRE COLOR	WIRE LABEL	GAUGE	JACKET	To
1					
2	WHT	4-132 PLAT MODE	18 AWG	GXL	S684 (1)
3	RED	4-169-1 MOD SEL	18 AWG	GXL	FC716 (46)
4	WHT	4-86 BM ANGLE SEN 1	18 AWG	GXL	SN705 (C)
5					
6	WHT	4-133 CAN1 TERM	18 AWG	GXL	C0658-J7 (17)
7	WHT	4-87 BM ANGLE SEN 2	18 AWG	GXL	SN705 (D)
8					
9	BLK	000-40-76 GND	18 AWG	GXL	S697 (1)
10	WHT	4-123 GND	18 AWG	GXL	SN706 (2)
11					
12					
13	YEL	CAN 1 HI	18 AWG	J1939 CABLE	MS687 (12)
14	WHT	4-53 GROUND MODE	18 AWG	GXL	X681 (11)
15	WHT	4-52 FOOT SW	18 AWG	GXL	X681 (6)
16	WHT	4-118 PWR 5V	18 AWG	GXL	S696 (1)
17	WHT	4-133 CAN1 TERM	18 AWG	GXL	C0658-J7 (6)
18					
19	BLK	000-40-13 GND	18 AWG	GXL	FC716 (1)
20					
21	WHT	4-110 PROX 1	18 AWG	GXL	X714 (3)
22					
23	WHT	4-115 CAPACITY 1	18 AWG	GXL	X713 (3)
24	GRN	CAN 1 LO	18 AWG	J1939 CABLE	MS687 (4)
25	BLK	000-40-51 GND	18 AWG	GXL	GD700 (1)
26					
27					
28	BLK	000-40-75 GND	18 AWG	GXL	S704 (1)
29	RED	4-97 PWR	18 AWG	GXL	S87 (1)
30					
31					
32	WHT	4-116 POWER 12V	18 AWG	GXL	X709 (1)
33	WHT	4-119 PWR 12V	18 AWG	GXL	S703 (1)
34	WHT	4-108 VCC	18 AWG	GXL	SN706 (1)
35	WHT	4-92 DOSSW	18 AWG	GXL	X709 (2)

C0658-J1 UGM J1					
CONN POS	WIRE COLOR	WIRE LABEL	GAUGE	JACKET	To
1					
2					
3	WHT	4-3 LEFT TRACK DRIVE FORWARD	16 AWG	GXL	XHV95 (1)
4					
5	BLK	000-40-3 GND	18 AWG	GXL	S663 (2)
6	WHT	4-4 LEFT TRACK DRIVE REVERSE	16 AWG	GXL	XHV95 (3)
7					
8					
9	BLK	000-40-162 GND	18 AWG	GXL	SW712-2 (1)
10	WHT	4-94 EMR4 IGNITION	18 AWG	GXL	X719 (1)
11	WHT	4-67 START	16 AWG	GXL	X720 (2)
12	WHT	4-80 GLOW PLUG	18 AWG	GXL	X719 (4)
13	WHT	4-78 AUX PUMP	16 AWG	GXL	X702 (1)
14					
15					
16					
17					
18					
19					
20	WHT	4-2 TWO SPEED	18 AWG	GXL	HV661 (1)
21					
22	WHT	4-74 GEN ON	18 AWG	GXL	X711 (B)
23	WHT	4-1 BRAKE	18 AWG	GXL	HV662 (1)
24					
25					
26					
27					
28	WHT	4-5 POWER	18 AWG	GXL	X686 (1)
29	WHT	4-6 RECEIVE	18 AWG	GXL	X686 (2)
30	WHT	4-7 TRANSMIT	18 AWG	GXL	X686 (3)
31	BLK	000-40-4 GND	18 AWG	GXL	X686 (4)
32	RED	4-76 ALT EXCITE	16 AWG	GXL	X720 (5)
33					
34	WHT	4-117 PROX 2	18 AWG	GXL	X714 (6)
35	WHT	4-167 CAP PROX 2	18 AWG	GXL	X713 (6)

Figure 7-74. 400SC Turntable Harness - Sheet 5 of 14

SECTION 7 - BASIC ELECTRICAL INFORMATION & ELECTRICAL SCHEMATICS

C0658-J8 UGM J8					
CONN POS	WIRE COLOR	WIRE LABEL	GAUGE	JACKET	To
1	BLK	000-40-64 BATTGND	16 AWG	GXL	MS717 (1)
1	BLK	000-40-8 MODLGND	10 AWG	GXL	X691 (1)
2	RED	4-35 IGN	12 AWG	GXL	FC716 (32)
3	BLK	000-40-12 PLATFGND	12 AWG	GXL	X681 (16)
4	YEL	4-36 MODLPWR	14 AWG	GXL	MS718 (1)

MS718 IGN POWER					
CONN POS	WIRE COLOR	WIRE LABEL	GAUGE	JACKET	To
1	YEL	4-36 MODLPWR	14 AWG	GXL	C0658-J8 (4)
2	YEL	4-72 IGN	18 AWG	GXL	FC716 (36)
3	YEL	4-54 STRBLIGHT	18 AWG	GXL	LB280 (1)
4	YEL	4-84 IGN	18 AWG	GXL	X720 (1)
5	YEL	4-81 GENIGN	18 AWG	GXL	FC716 (45)

MS717 NEGATIVE BUS					
CONN POS	WIRE COLOR	WIRE LABEL	GAUGE	JACKET	To
1	1BLK	000-40-64 BATTGND	16 AWG	GXL	C0658-J8 (1)
2					
3	BLK	000-40-14 STRBGND	18 AWG	GXL	LB280 (2)
4	BLK	000-40-11 NEGATIVE	18 AWG	GXL	X701 (A)
5	BLK	000-40-161 GENGND	18 AWG	GXL	X711 (C)
6	BLK	000-40-81	16 AWG	GXL	X691 (1)
7	BLK	000-40-557 GND	18 AWG	GXL	X719 (2)
8	BLK	0040-558 GND	18 AWG	GXL	X84 (2)

X84 UNIVERSAL TELEMATICS					
CONN POS	WIRE COLOR	WIRE LABEL	GAUGE	JACKET	To
1	RED	4-65 PWR	18 AWG	GXL	S85 (2)
2	BLK	0040-558 GND	18 AWG	GXL	MS717 (8)
3	RED	4-97 IGN	18 AWG	GXL	S87 (1)
4	WHT	4-51-1 PLTFM ENABLE	18 AWG	GXL	IP105 (1)

MS699 CAN2 BUSS BAR					
CONN POS	WIRE COLOR	WIRE LABEL	GAUGE	JACKET	To
1					
2					
3	GRN	CAN2LO	20 AWG	J1939 CABLE	C0658-J12 (4)
4	GRN	CAN2LO	20 AWG	J1939 CABLE	X720 (4)
5	YEL	CAN2HI	20 AWG	J1939 CABLE	C0658-J12 (3)
6	YEL	CAN2HI	20 AWG	J1939 CABLE	X720 (3)
7	YEL	CAN2HI	20 AWG	J1939 CABLE	X701 (C)
8	YEL	CAN2HI	20 AWG	J1939 CABLE	GD700 (3)
9	GRN	CAN2LO	20 AWG	J1939 CABLE	X701 (D)
10	GRN	CAN2LO	20 AWG	J1939 CABLE	GD700 (4)
11					
12					

MS687 CAN1 BUSS BAR					
CONN POS	WIRE COLOR	WIRE LABEL	GAUGE	JACKET	To
1	YEL	CAN 1 HI	18 AWG	J1939 CABLE	X681 (3)
2					
3	GRN	CAN 1 LO	18 AWG	J1939 CABLE	X681 (2)
4	GRN	CAN 1 LO	18 AWG	J1939 CABLE	C0658-J7 (24)
5					
6					
7					
8					
9					
10	GRN	CAN 1 LO	20 AWG	J1939 CABLE	SN706 (4)
11	YEL	CAN 1 HI	20 AWG	J1939 CABLE	SN706 (3)
12	YEL	CAN 1 HI	18 AWG	J1939 CABLE	C0658-J7 (13)

Figure 7-75. 400SC Turntable Harness - Sheet 6 of 14

SECTION 7 - BASIC ELECTRICAL INFORMATION & ELECTRICAL SCHEMATICS

X686 ANALYZER					
CONN POS	WIRE COLOR	WIRE LABEL	GAUGE	JACKET	To
1	WHT	4-5 PWR	18 AWG	GXL	C0658-J1 (28)
2	WHT	4-6 RECEIVE	18 AWG	GXL	C0658-J1 (29)
3	WHT	4-7 TRANSMIT	18 AWG	GXL	C0658-J1 (30)
4	BLK	000-40-4 GND	18 AWG	GXL	C0658-J1 (31)

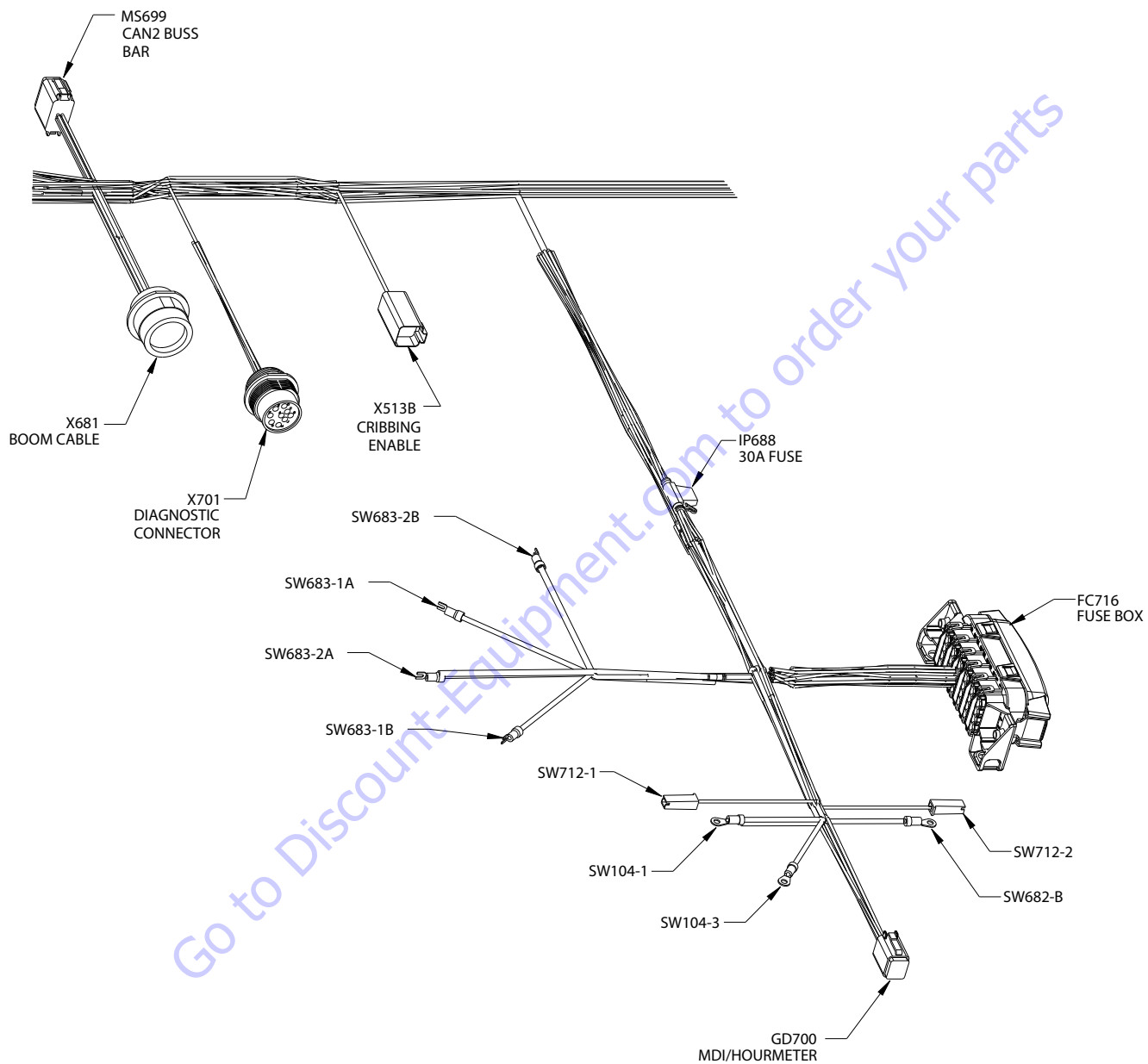
C0658-J12 UGM J12					
CONN POS	WIRE COLOR	WIRE LABEL	GAUGE	JACKET	To
1					
2					
3	YEL	CAN2 HI	20 AWG	J1939 CABLE	MS699 (5)
4	GRN	CAN2 LO	20 AWG	J1939 CABLE	MS699 (3)
5					
6	WHT	4-96 CAN2 TERM	18 AWG	GXL	C0658-J12 (7)
7	WHT	4-96 CAN2 TERM	18 AWG	GXL	C0658-J12 (6)
8	WHT	4-163 MSSO	18 AWG	GXL	SW712-1 (1)

SN706 CAN TILT SN					
CONN POS	WIRE COLOR	WIRE LABEL	GAUGE	JACKET	To
1	WHT	4-108 VCC	18 AWG	GXL	C0658-J7 (34)
2	WHT	4-123 GND	18 AWG	GXL	C0658-J7 (10)
3	YEL	CAN 1 HI	20 AWG	J1939 CABLE	MS687 (11)
4	GRN	CAN 1 LO	20 AWG	J1939 CABLE	MS687 (10)

LB280 STROBE LIGHT					
CONN POS	WIRE COLOR	WIRE LABEL	GAUGE	JACKET	To
1	YEL	4-54 STRBLIGHT	18 AWG	GXL	MS718 (3)
2	BLK	000-40-14 STRB GND	18 AWG	GXL	MS717 (3)

Ip105					
CONN POS	WIRE COLOR	WIRE LABEL	GAUGE	JACKET	To
1	WHT	4-51-1 PLTFM ENABLE	18 AWG	GXL	X84 (4)
2	WHT	4-51 PLTFM ENABLE	18 AWG	GXL	SW104-3 (1)

Figure 7-76. 400SC Turntable Harness - Sheet 7 of 14



1001191274-G
MAF02300

Figure 7-77. 400SC Turntable Harness - Sheet 8 of 14

SECTION 7 - BASIC ELECTRICAL INFORMATION & ELECTRICAL SCHEMATICS

X701 DIAGNOSTIC CONNECTOR					
CONN POS	WIRE COLOR	WIRE LABEL	GAUGE	JACKET	To
A	BLK	000-40-11 NEGATIVE	18 AWG	GXL	MS717 (4)
B	RED	4-65 PWR	18 AWG	GXL	S85 (1)
C	YEL	CAN2 HI	20 AWG	J1939 CABLE	MS699 (7)
D	GRN	CAN2 LO	20 AWG	J1939 CABLE	MS699 (9)
E					
F					
G					
H	WHT	4-66 IGN	18 AWG	GXL	FC716 (40)
J					

SW683-1BMTB EMS					
CONN POS	WIRE COLOR	WIRE LABEL	GAUGE	JACKET	To
1B	RED	4-46	12 AWG	GXL	SW682-B (1)

FC716 FUSE BOX					
CONN POS	WIRE COLOR	WIRE LABEL	GAUGE	JACKET	To
1	BLK	000-40-13 GND	18 AWG	GXL	C0658-J7 (19)
2	RED	4-166	12 AWG	GXL	S715 (2)
3					
4					
5					
6					
7					
8					
9	RED	4-37 EMS	12 AWG	GXL	SW683-1A (1A)
10	WHT	4-170	18 AWG	GXL	S710 (2)
11					
12					
13					
14					
15					
16					
17					

FC716 FUSE BOX					
CONN POS	WIRE COLOR	WIRE LABEL	GAUGE	JACKET	To
18					
19					
20					
21					
22					
23					
24					
25	RED	4-39	18 AWG	GXL	S710 (1)
26	WHT	4-38	18 AWG	GXL	S710 (1)
27					
28	RED	4-350	12 AWG	GXL	S715 (1)
29	RED	4-40	12 AWG	GXL	SW104-1 (1)
30	WHT	4-41	18 AWG	GXL	S684 (2)
31					
32	RED	4-35 IGN	12 AWG	GXL	C0658-J8 (2)
33	RED	4-550	12 AWG	GXL	S715 (1)
34	WHT	4-552	16 AWG	GXL	X681 (9)
35	WHT	4-50	18 AWG	GXL	SW683-2A (2A)
36	YEL	4-72 IGN	18 AWG	GXL	MS718 (2)
37	RED	4-71	12 AWG	GXL	X681 (12)
38	RED	4-51	12 AWG	GXL	SW104-3 (1)
39	WHT	4-65	18 AWG	GXL	S85 (1)
40	WHT	4-66 IGN	18 AWG	GXL	X701 (H)
41	WHT	4-82 GEN IGN	18 AWG	GXL	X711 (A)
42	RED	4-169 MODE SEL	12 AWG	GXL	SW104-1 (1)
43					
44					
45	YEL	4-81 GEN IGN	18 AWG	GXL	MS718 (5)
46	RED	4-169-1 MOD SEL	18 AWG	GXL	C0658-J7 (3)
47	RED	4-563 LIGHT OPT	18 AWG	GXL	S715 (2)
48					

Figure 7-78. 400SC Turntable Harness - Sheet 9 of 14

SECTION 7 - BASIC ELECTRICAL INFORMATION & ELECTRICAL SCHEMATICS

SW712-1MSSO					
CONN POS	WIRE COLOR	WIRE LABEL	GAUGE	JACKET	To
1	WHT	4-163 MSSO	18 AWG	GXL	C0658-J12 (8)

IP688 30A FUSE					
CONN POS	WIRE COLOR	WIRE LABEL	GAUGE	JACKET	To
1	RED	4-79	10 AWG	GXL	S685 (2)
2	RED	4-49 B+ AUX PMP	10 AWG	GXL	X692 (1)

GD700 MDI/HOURMETER					
CONN POS	WIRE COLOR	WIRE LABEL	GAUGE	JACKET	To
1	BLK	000-40-51 GND	18 AWG	GXL	C0658-J7 (25)
2	RED	4-97 PWR	18 AWG	GXL	S87 (2)
3	YEL	CAN2HI	20 AWG	J1939 CABLE	MS699 (8)
4	GRN	CAN2LO	20 AWG	J1939 CABLE	MS699 (10)
5					
6					

SW683-2B MTB EMS					
CONN POS	WIRE COLOR	WIRE LABEL	GAUGE	JACKET	To
2B	RED	4-47 SW683-2B	10 AWG	GXL	S685 (1)

X513B CRIBBING ENABLE					
CONN POS	WIRE COLOR	WIRE LABEL	GAUGE	JACKET	To
1	BLK	CF 000-40-43	16 AWG	GXL	S690 (1)
2					
3					
4					
5					

SW683-1AMTB EMS					
CONN POS	WIRE COLOR	WIRE LABEL	GAUGE	JACKET	To
1A	RED	4-37 EMS	12 AWG	GXL	FC716 (9)

SW682-B MTB SELECT					
CONN POS	WIRE COLOR	WIRE LABEL	GAUGE	JACKET	To
1	RED	4-46	12 AWG	GXL	SW683-1B (1B)

SW712-2 MSSO					
CONN POS	WIRE COLOR	WIRE LABEL	GAUGE	JACKET	To
1	BLK	000-40-162 GND	18 AWG	GXL	C0658-J1 (9)

Figure 7-79. 400SC Turntable Harness - Sheet 10 of 14

SECTION 7 - BASIC ELECTRICAL INFORMATION & ELECTRICAL SCHEMATICS

SW104-3 MTB SELECT					
CONN POS	WIRE COLOR	WIRE LABEL	GAUGE	JACKET	To
1	RED	4-51	12 AWG	GXL	FC716(38)
1	WHT	4-51 PLTFMENABLE	18 AWG	GXL	IP105(2)

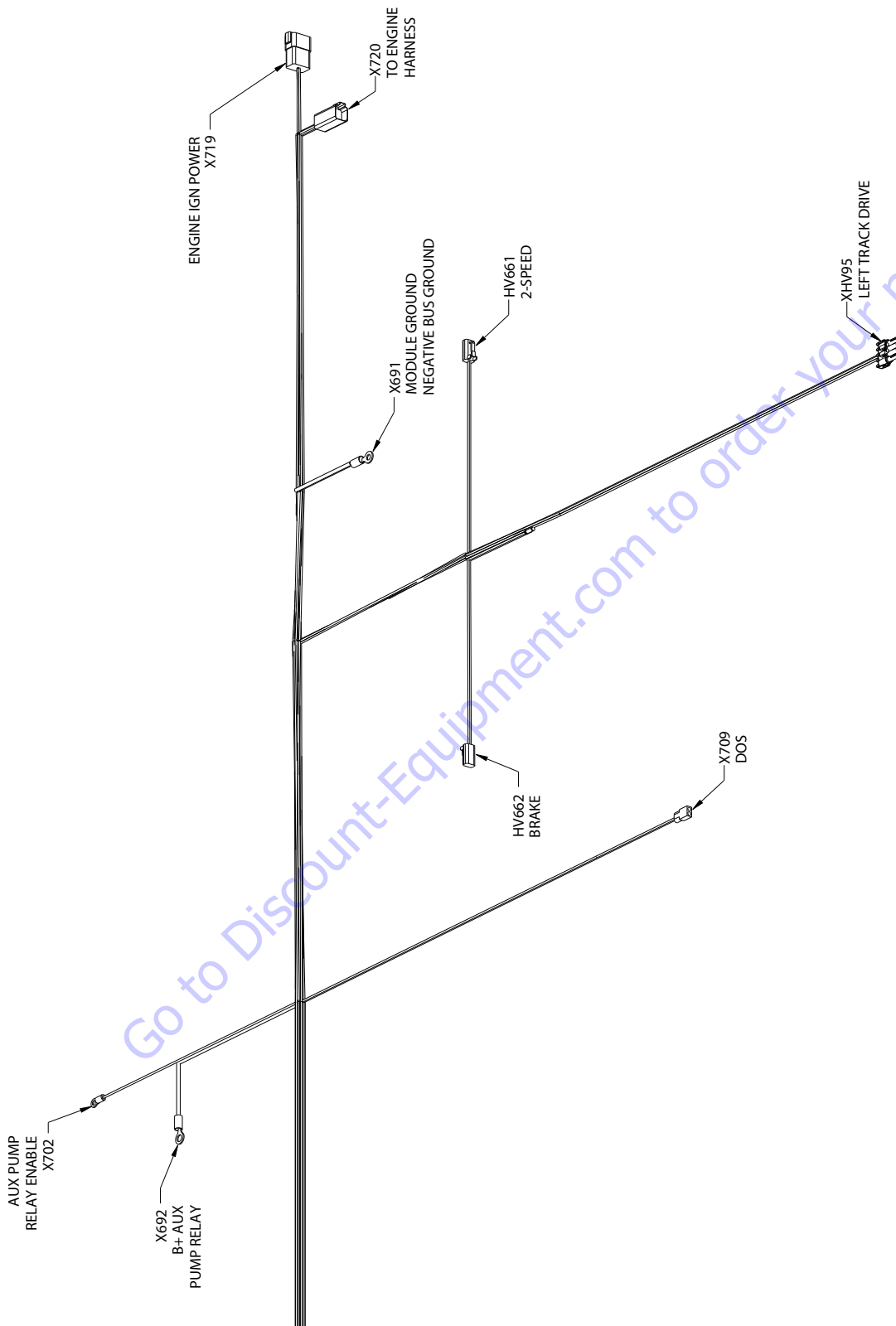
SW683-2A MTB EMS					
CONN POS	WIRE COLOR	WIRE LABEL	GAUGE	JACKET	To
2A	RED	4-175 SW683-2A	10 AWG	GXL	S685(1)
2A	WHT	4-50	18 AWG	GXL	FC716(35)

SW104-1 MTB SELECT					
CONN POS	WIRE COLOR	WIRE LABEL	GAUGE	JACKET	To
1	RED	4-169 MODESEL	12 AWG	GXL	FC716(42)
1	RED	4-40	12 AWG	GXL	FC716(29)

X681 BOOM CABLE					
CONN POS	WIRE COLOR	WIRE LABEL	GAUGE	JACKET	To
1					
2	GRN	CAN 1 LO	18 AWG	J1939 CABLE	MS687(3)
3	YEL	CAN 1 HI	18 AWG	J1939 CABLE	MS687(1)
4	WHT	4-43 PLTFEMS	18 AWG	GXL	S684(2)
5					
6	WHT	4-52 FOOT SW	18 AWG	GXL	C0658-J7(15)
7					
8					
9	WHT	4-552	16 AWG	GXL	FC716(34)
10					
11	WHT	4-53 GROUND MODE	18 AWG	GXL	C0658-J7(14)
12	RED	4-71	12 AWG	GXL	FC716(37)
13					
14					
15					
16	BLK	000-40-12 PLATFGND	12 AWG	GXL	C0658-J8(3)
17					
18					
19					

Figure 7-80. 400SC Turntable Harness - Sheet 11 of 14

SECTION 7 - BASIC ELECTRICAL INFORMATION & ELECTRICAL SCHEMATICS



1001191274-G
MAF02310

Figure 7-81. 400SC Turntable Harness - Sheet 12 of 14

SECTION 7 - BASIC ELECTRICAL INFORMATION & ELECTRICAL SCHEMATICS

X720 TO ENGINE HARNESS					
CONN POS	WIRE COLOR	WIRE LABEL	GAUGE	JACKET	To
1	YEL	4-84 IGN	18 AWG	GXL	MS718 (4)
2	WTH	4-67 START	16 AWG	GXL	C0658-J1 (11)
3	YEL	CAN2 HI	20 AWG	J1939 CABLE	MS699 (6)
4	GRN	CAN2 LO	20 AWG	J1939 CABLE	MS699 (4)
5	RED	4-76 ALT EXCITE	16 AWG	GXL	C0658-J1 (32)
6					

X691 NEGATIVE BUS MODULE GND					
CONN POS	WIRE COLOR	WIRE LABEL	GAUGE	JACKET	To
1	BLK	000-40-8 MODL GND	10 AWG	GXL	C0658-J8 (1)
1	BLK	000-40-81	16 AWG	GXL	MS717 (6)

X702 AUX PUMP RELAY ENABLE					
CONN POS	WIRE COLOR	WIRE LABEL	GAUGE	JACKET	To
1	WHT	4-78 AUX PUMP	16 AWG	GXL	C0658-J1 (13)

X719 ENGINE IGN POWER					
CONN POS	WIRE COLOR	WIRE LABEL	GAUGE	JACKET	To
1	WHT	4-94 EMR4 IGNITION	18 AWG	GXL	C0658-J1 (10)
2	BLK	000-40-557 GND	18 AWG	GXL	MS717 (7)
3					
4	WHT	4-80 GLOW PLUG	18 AWG	GXL	C0658-J1 (12)
5					
6					
7					
8					

XHV95 LEFT TRACK DRIVE					
CONN POS	WIRE COLOR	WIRE LABEL	GAUGE	JACKET	To
A	BLK	000-40-40 CF	16 AWG	GXL	S690 (2)
B	WHT	4-4 LEFT TRACK DRIVE REVERSE	16 AWG	GXL	C0658-J1 (6)
C	WHT	4-3 LEFT TRACK DRIVE FORWARD	16 AWG	J1939 CABLE	C0658-J1 (3)
D	BLK	000-40-41 CF	16 AWG	J1939 CABLE	S690 (2)

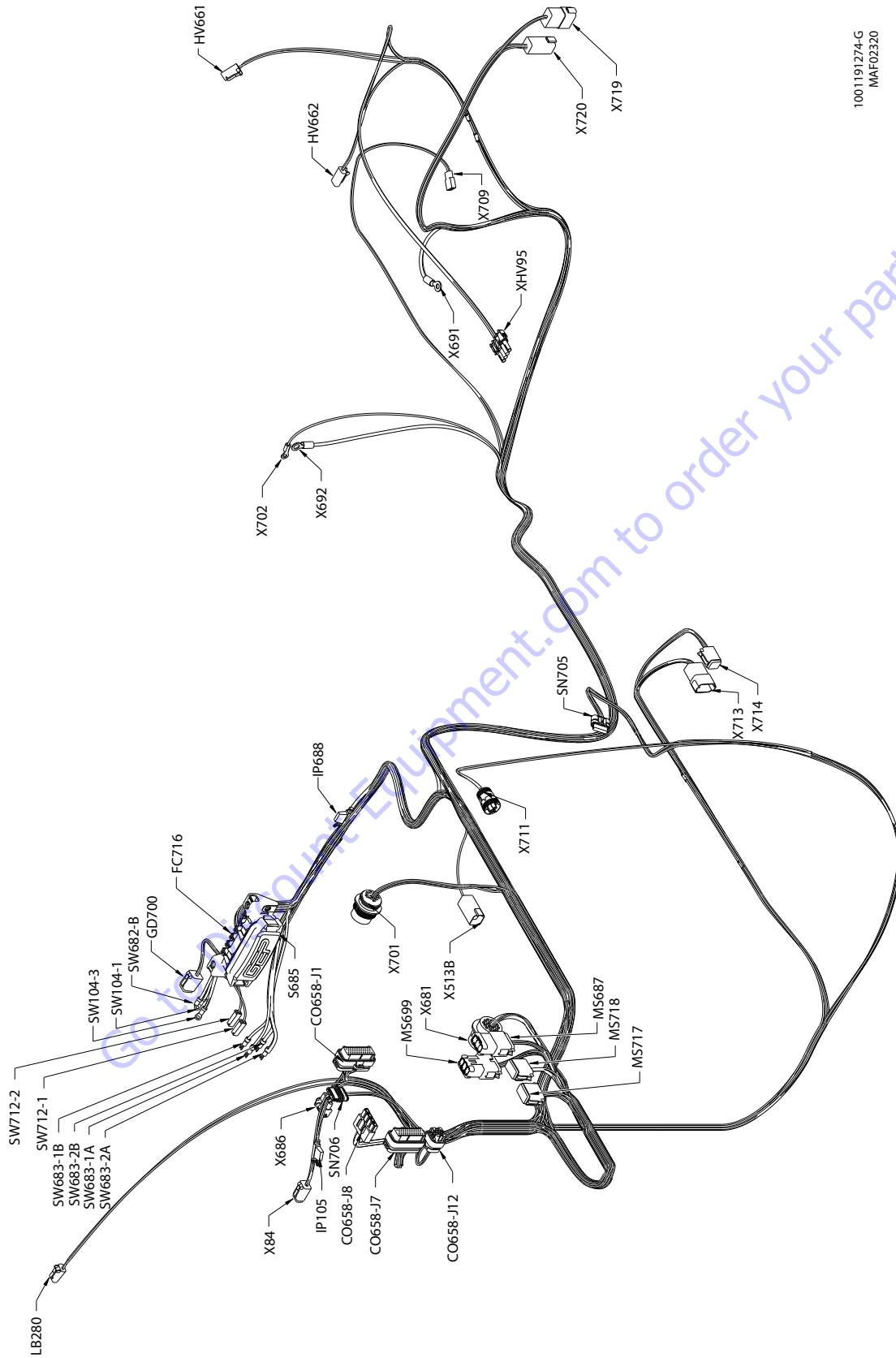
X709 DOS					
CONN POS	WIRE COLOR	WIRE LABEL	GAUGE	JACKET	To
1	WHT	4-116 POWER 12V	18 AWG	GXL	C0658-J7 (32)
2	WHT	4-92 DOS SW	18 AWG	GXL	C0658-J7 (35)

HV661 2-SPEED					
CONN POS	WIRE COLOR	WIRE LABEL	GAUGE	JACKET	To
1	WHT	4-2 TWO SPEED	18 AWG	GXL	C0658-J1 (20)
2	BLK	000-40-2 GND	18 AWG	GXL	S663 (1)

X692 B+ AUX PUMP RELAY					
CONN POS	WIRE COLOR	WIRE LABEL	GAUGE	JACKET	To
1	RED	4-49 B+ AUX PMP	10 AWG	GXL	IP688 (2)

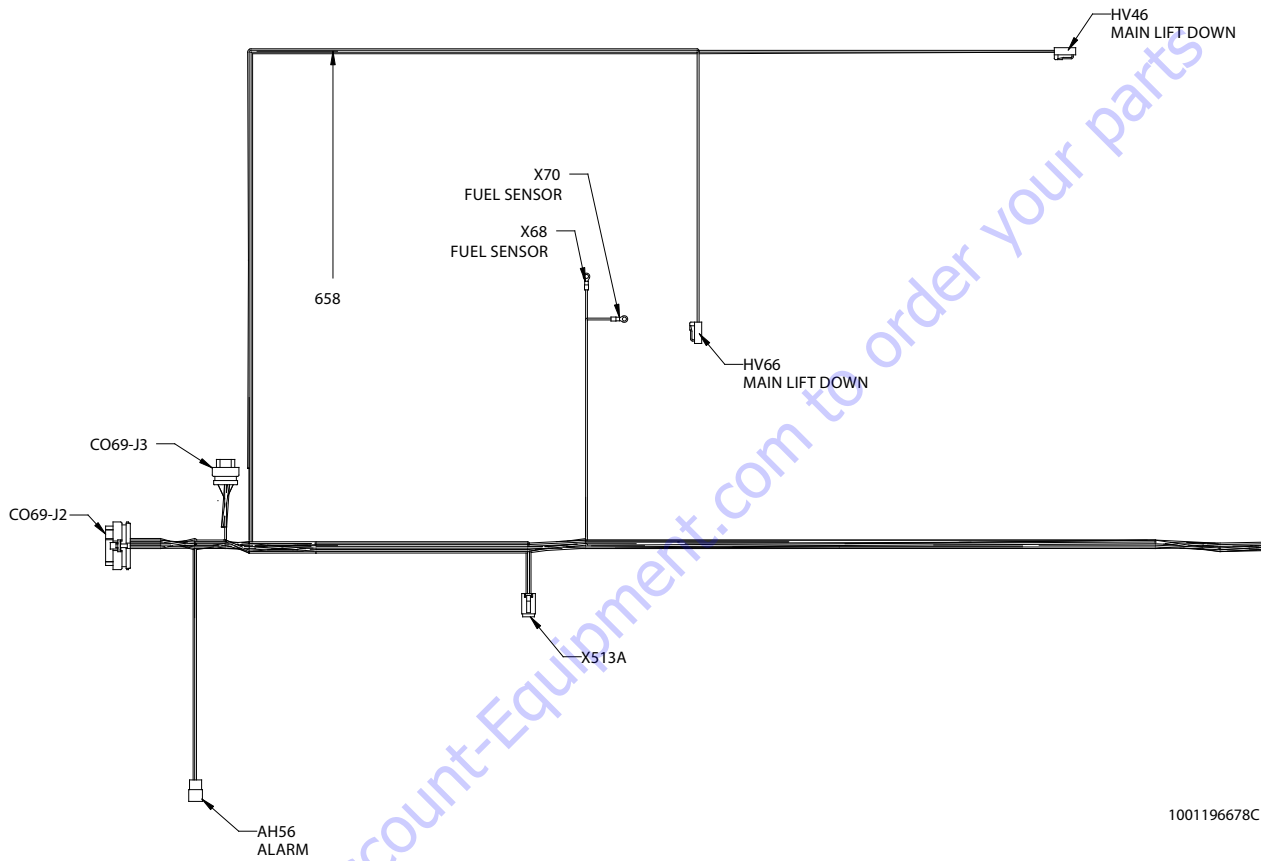
HV662 BRAKE					
CONN POS	WIRE COLOR	WIRE LABEL	GAUGE	JACKET	To
1	WHT	4-1 BRAKE	18 AWG	GXL	C0658-J1 (23)
2	BLK	000-40-1 GND	18 AWG	GXL	S663 (1)

Figure 7-82. 400SC Turntable Harness - Sheet 13 of 14



1001191274-G
MAF02320

Figure 7-83. 400SC Turntable Harness - Sheet 14 of 14



1001196678C

Figure 7-84. 400SC Main Valve Harness - Sheet 1 of 6

SECTION 7 - BASIC ELECTRICAL INFORMATION & ELECTRICAL SCHEMATICS

CO69-J2						
CONNECTOR PART NUMBER: 4460875						
CONN POS	WIRE COLOR	WIRE LABEL	GAUGE	JACKET	TERMINAL P/N	TO
1					4460905	
2					4460905	
3					4460905	
4	WHT	4-19 MAIN TELE IN	18 AWG	GXL	4460871	HV38 (1)
5	WHT	4-8 LEVEL UP	18 AWG	GXL	4460871	HV51 (1)
6	BLK	000-40-45	18 AWG	GXL	4460871	X70 (1)
7	WHT	4-11 LEVEL DOWN	18 AWG	GXL	4460871	HV50 (1)
8	WHT	4-21 RIGHT TRACK DRIVE REVERSE	16 AWG	GXL	4460871	X80 (C)
9	WHT	4-103 MAIN LIFT DOWN AUX	18 AWG	GXL	4460871	HV66 (1)
10	WHT	4-9 ROTATE LEFT	18 AWG	GXL	4460871	HV53 (1)
11	WHT	4-24 MAIN LIFT UP	18 AWG	GXL	4460871	HV45 (1)
12	WHT	4-12 JIB UP	18 AWG	GXL	4460871	HV33 (1)
13	WHT	4-14 MAIN DUMP	18 AWG	GXL	4460871	HV37 (1)
14	BLK	000-40-7 GND	18 AWG	GXL	4460871	S55 (2)
15					4460905	
16	WHT	4-20 MAIN TELE OUT	18 AWG	GXL	4460871	HV39 (1)
17	BLK	000-40-5 GND	18 AWG	GXL	4460871	S54 (2)
18					4460905	
19	WHT	5-3 RIGHT TRACK DRIVE FORWARD	16 AWG	GXL	4460871	X80 (B)
20					4460905	
21	WHT	4-10 ROTATE RIGHT	18 AWG	GXL	4460871	HV52 (1)
22	WHT	4-104 MAIN LIFT DOWN	18 AWG	GXL	4460871	HV46 (1)
23	WHT	4-13 JIB DOWN	18 AWG	GXL	4460871	HV36 (1)
24					4460905	
25	WHT	4-75 FUEL SENSOR	18 AWG	GXL	4460871	X68 (1)
26	WHT	4-102 HEAD & TAIL LIGHTS	18 AWG	GXL	4460871	X513A (2)
27	WHT	4-29 ALRM	18 AWG	GXL	4460871	AH56 (B)
28					4460905	
29	BLK	000-40-10ALRM GND	18 AWG	GXL	4460871	AH56 (C)
30	BLK	000-40-25 GND	18 AWG	GXL	4460871	HV37 (2)
31	WHT	4-23 FLOW CONTROL	18 AWG	GXL	4460871	HV44 (1)
32					4460905	
33					4460905	
34	WHT	4-27 SWING LEFT	18 AWG	GXL	4460871	HV48 (1)
35	WHT	4-26 SWING RIGHT	18 AWG	GXL	4460871	HV47 (1)

X513A						
CONNECTOR PART NUMBER: 4460894						
CONN POS	WIRE COLOR	WIRE LABEL	GAUGE	JACKET	TERMINAL P/N	TO
1	BLK	000-40-44 CF	18 AWG	GXL	4460465	CO69-J3 (1)
2	WHT	4-102 HEAD & TAIL LIGHTS	18 AWG	GXL	4460465	CO69-J2 (26)
3	WHT	4-105 CRIBBING	18 AWG	GXL	4460465	CO69-J3 (9)
4					4460466	
5					4460466	
6					4460466	

AH56 ALARM						
CONNECTOR PART NUMBER: 4460539						
CONN POS	WIRE COLOR	WIRE LABEL	GAUGE	JACKET	TERMINAL P/N	TO
A	WHT	4-30 ALRM	18 AWG	GXL	4460465	CO69-J3 (7)
B	WHT	4-29 ALRM	18 AWG	GXL	4460465	CO69-J2 (27)
C	BLK	000-40-10 ALRM GND	18 AWG	GXL	4460465	CO69-J2 (29)

CO69-J3						
CONNECTOR PART NUMBER: 4460872						
CONN POS	WIRE COLOR	WIRE LABEL	GAUGE	JACKET	TERMINAL P/N	TO
1	BLK	000-40-44 CF	18 AWG	GXL	4460871	X513A (1)
2	BLK	000-50-54 RIGHT TRACK CF	16 AWG	GXL	4460871	S65 (1)
3					4460905	
4	BLK	000-40-38 CF	18 AWG	GXL	4460871	S58 (2)
5	BLK	000-40-49 AUX DOWN CF	16 AWG	GXL	4460871	HV66 (2)
6	BLK	000-40-33 CF	18 AWG	GXL	4460871	HV44 (2)
7	WHT	4-30 ALRM	18 AWG	GXL	4460871	AH56 (A)
8					4460905	
9	WHT	4-105 CRIBBING	18 AWG	GXL	4460871	X513A (3)
10					4460905	
11					4460905	
12					4460905	
13					4460905	
14	BLK	000-40-35 CF	18 AWG	GXL	4460871	S57 (2)

X68 FUEL SENSOR						
CONNECTOR PART NUMBER: 4460313						
CONN POS	WIRE COLOR	WIRE LABEL	GAUGE	JACKET	TERMINAL P/N	TO
1	WHT	4-75 FUEL SENSOR	18 AWG	GXL		CO69-J2 (25)

X70 FUEL SENSOR						
CONNECTOR PART NUMBER: 4460313						
CONN POS	WIRE COLOR	WIRE LABEL	GAUGE	JACKET	TERMINAL P/N	TO
1	BLK	000-40-45	18 AWG	GXL		CO69-J2 (6)

HV66 MAIN LIFT DOWN						
CONNECTOR PART NUMBER: 4460891						
CONN POS	WIRE COLOR	WIRE LABEL	GAUGE	JACKET	TERMINAL P/N	TO
1	WHT	4-103 MAIN LIFT DOWN AUX	18 AWG	GXL	4460465	CO69-J2 (9)
2	BLK	000-40-49 AUX DOWN CF	16 AWG	GXL	4460465	CO69-J3 (5)

HV46 MAIN LIFT DOWN						
CONNECTOR PART NUMBER: 4460891						
CONN POS	WIRE COLOR	WIRE LABEL	GAUGE	JACKET	TERMINAL P/N	TO
1	WHT	4-104 MAIN LIFT DOWN	18 AWG	GXL	4460465	CO69-J2 (22)
2	BLK	000-40-63 CF	18 AWG	GXL	4460465	S57 (2)

1001196678C

Figure 7-85. 400SC Main Valve Harness - Sheet 2 of 6

SECTION 7 - BASIC ELECTRICAL INFORMATION & ELECTRICAL SCHEMATICS

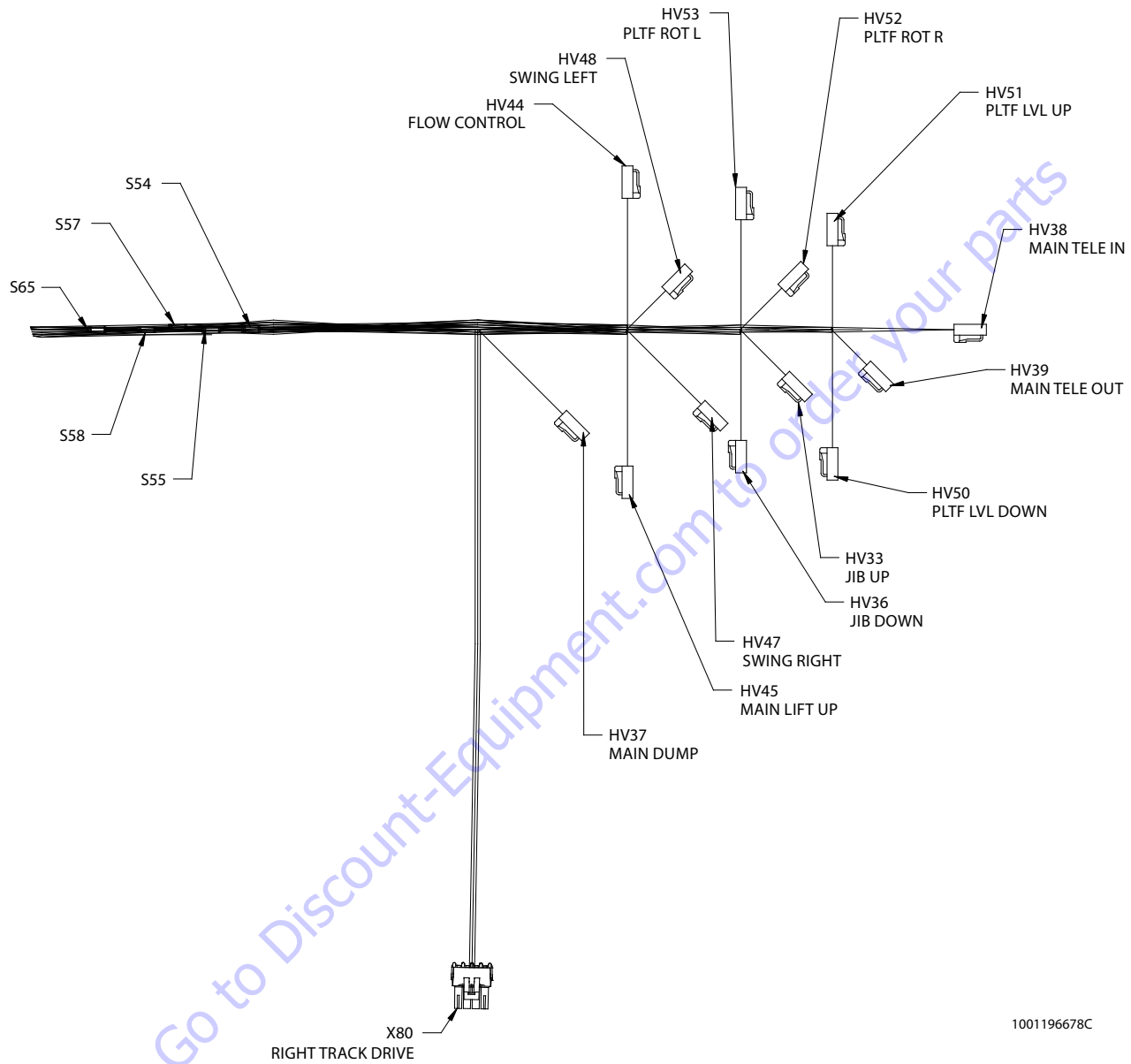


Figure 7-86. 400SC Main Valve Harness - Sheet 3 of 6

SECTION 7 - BASIC ELECTRICAL INFORMATION & ELECTRICAL SCHEMATICS

S65							
CONNECTOR PART NUMBER: SPLICE							
CONN POS	WIRE COLOR	WIRE LABEL	GAUGE	JACKET	TERMINAL P/N	SEAL P/N	TO
1	BLK	000-50-50 CF	16 AWG	GXL	N/A		X80 (A)
1	BLK	000-50-51 CF	16 AWG	GXL	N/A		X80 (D)
2	BLK	000-50-54 RIGHT TRACK CF	16 AWG	GXL	N/A		CO69-J2 (2)

S58							
CONNECTOR PART NUMBER: SPLICE							
CONN POS	WIRE COLOR	WIRE LABEL	GAUGE	JACKET	TERMINAL P/N	SEAL P/N	TO
1	BLK	000-40-37 CF	18 AWG	GXL	N/A		HV47 (2)
1	BLK	000-40-39 CF	18 AWG	GXL	N/A		HV48 (2)
2	BLK	000-40-38 CF	18 AWG	GXL	N/A		CO69-J3 (4)

S57							
CONNECTOR PART NUMBER: SPLICE							
CONN POS	WIRE COLOR	WIRE LABEL	GAUGE	JACKET	TERMINAL P/N	SEAL P/N	TO
1	BLK	000-40-34 CF	18 AWG	GXL	N/A		HV45 (2)
2	BLK	000-40-35 CF	18 AWG	GXL	N/A		CO69-J3 (14)
2	BLK	000-40-63 CF	18 AWG	GXL	N/A		HV46 (2)

S55							
CONNECTOR PART NUMBER: SPLICE							
CONN POS	WIRE COLOR	WIRE LABEL	GAUGE	JACKET	TERMINAL P/N	SEAL P/N	TO
1	BLK	000-40-21	18 AWG	GXL	N/A		HV39 (2)
1	BLK	000-40-22	18 AWG	GXL	N/A		HV51 (2)
1	BLK	000-40-30	18 AWG	GXL	N/A		HV50 (2)
1	BLK	000-40-31	18 AWG	GXL	N/A		HV38 (2)
2	BLK	000-40-7 GND	18 AWG	GXL	N/A		CO69-J2 (14)

S54							
CONNECTOR PART NUMBER: SPLICE							
CONN POS	WIRE COLOR	WIRE LABEL	GAUGE	JACKET	TERMINAL P/N	SEAL P/N	TO
1	BLK	000-40-19	18 AWG	GXL	N/A		HV53 (2)
1	BLK	000-40-20	18 AWG	GXL	N/A		HV52 (2)
1	BLK	000-40-23	18 AWG	GXL	N/A		HV33 (2)
1	BLK	000-40-24	18 AWG	GXL	N/A		HV36 (2)
2	BLK	000-40-5 GND	18 AWG	GXL	N/A		CO69-J2 (17)

X80 RIGHT TRACK DRIVE							
CONNECTOR PART NUMBER: 4460460							
CONN POS	WIRE COLOR	WIRE LABEL	GAUGE	JACKET	TERMINAL P/N	SEAL P/N	TO
A	BLK	000-50-50 CF	16 AWG	GXL	4460457	4460458	565 (1)
B	WHT	4-21 RIGHT TRACK DRIVE REVERSE	16 AWG	GXL	4460457	4460458	CO69-J2 (8)
C	WHT	5-3 RIGHT TRACK DRIVE FORWARD	16 AWG	GXL	4460457	4460458	CO69-J2 (19)
D	BLK	000-50-51 CF	16 AWG	GXL	4460457	4460458	565 (1)

HV37 MAIN DUMP							
CONNECTOR PART NUMBER: 4460891							
CONN POS	WIRE COLOR	WIRE LABEL	GAUGE	JACKET	TERMINAL P/N	SEAL P/N	TO
1	WHT	4-14 MAIN DUMP	18 AWG	GXL	4460465		CO69-J2 (13)
2	BLK	000-40-25 GND	18 AWG	GXL	4460465		CO69-J2 (30)

HV45 MAIN LEFT UP							
CONNECTOR PART NUMBER: 4460891							
CONN POS	WIRE COLOR	WIRE LABEL	GAUGE	JACKET	TERMINAL P/N	SEAL P/N	TO
1	WHT	4-24 MAIN LEFT UP	18 AWG	GXL	4460465		CO69-J2 (11)
2	BLK	000-40-34 CF	18 AWG	GXL	4460465		557 (1)

HV47 SWING RIGHT							
CONNECTOR PART NUMBER: 4460891							
CONN POS	WIRE COLOR	WIRE LABEL	GAUGE	JACKET	TERMINAL P/N	SEAL P/N	TO
1	WHT	4-26 SWING RIGHT	18 AWG	GXL	4460465		CO69-J2 (35)
2	BLK	000-40-37 CF	18 AWG	GXL	4460465		558 (1)

HV36 JIB DOWN							
CONNECTOR PART NUMBER: 4460891							
CONN POS	WIRE COLOR	WIRE LABEL	GAUGE	JACKET	TERMINAL P/N	SEAL P/N	TO
1	WHT	4-13 JIB DOWN	18 AWG	GXL	4460465		CO69-J2 (23)
2	BLK	000-40-24	18 AWG	GXL	4460465		554 (2)

HV33 JIB UP							
CONNECTOR PART NUMBER: 4460891							
CONN POS	WIRE COLOR	WIRE LABEL	GAUGE	JACKET	TERMINAL P/N	SEAL P/N	TO
1	WHT	4-12 JIB UP	18 AWG	GXL	4460465		CO69-J2 (12)
2	BLK	000-40-23	18 AWG	GXL	4460465		554 (1)

HV44 FLOW CONTROL							
CONNECTOR PART NUMBER: 4460891							
CONN POS	WIRE COLOR	WIRE LABEL	GAUGE	JACKET	TERMINAL P/N	SEAL P/N	TO
1	WHT	4-23 FLOW CONTROL	18 AWG	GXL	4460465		CO69-J2 (31)
2	BLK	000-40-33 CF	18 AWG	GXL	4460465		CO69-J3 (6)

HV48 SWING LEFT							
CONNECTOR PART NUMBER: 4460891							
CONN POS	WIRE COLOR	WIRE LABEL	GAUGE	JACKET	TERMINAL P/N	SEAL P/N	TO
1	WHT	4-27 SWING LEFT	18 AWG	GXL	4460465		CO69-J2 (34)
2	BLK	000-40-39 CF	18 AWG	GXL	4460465		558 (1)

HV53 PLTF ROT L							
CONNECTOR PART NUMBER: 4460891							
CONN POS	WIRE COLOR	WIRE LABEL	GAUGE	JACKET	TERMINAL P/N	SEAL P/N	TO
1	WHT	4-9 ROTATE LEFT	18 AWG	GXL	4460465		CO69-J2 (10)
2	BLK	000-40-19	18 AWG	GXL	4460465		554 (1)

HV52 PLTF ROT R							
CONNECTOR PART NUMBER: 4460891							
CONN POS	WIRE COLOR	WIRE LABEL	GAUGE	JACKET	TERMINAL P/N	SEAL P/N	TO
1	WHT	4-10 ROTATE RIGHT	18 AWG	GXL	4460465		CO69-J2 (21)
2	BLK	000-40-20	18 AWG	GXL	4460465		554 (1)

HV51 PLTF LVL UP							
CONNECTOR PART NUMBER: 4460891							
CONN POS	WIRE COLOR	WIRE LABEL	GAUGE	JACKET	TERMINAL P/N	SEAL P/N	TO
1	WHT	4-8 LEVEL UP	18 AWG	GXL	4460465		CO69-J2 (5)
2	BLK	000-40-22	18 AWG	GXL	4460465		555 (1)

HV38 MAIN TELE IN							
CONNECTOR PART NUMBER: 4460891							
CONN POS	WIRE COLOR	WIRE LABEL	GAUGE	JACKET	TERMINAL P/N	SEAL P/N	TO
1	WHT	4-19 MAIN TELE IN	18 AWG	GXL	4460465		CO69-J2 (4)
2	BLK	000-40-31	18 AWG	GXL	4460465		555 (1)

HV39 MAIN TELE OUT							
CONNECTOR PART NUMBER: 4460891							
CONN POS	WIRE COLOR	WIRE LABEL	GAUGE	JACKET	TERMINAL P/N	SEAL P/N	TO
1	WHT	4-20 MAIN TELE OUT	18 AWG	GXL	4460465		CO69-J2 (16)
2	BLK	000-40-21	18 AWG	GXL	4460465		555 (1)

HV50 PLTF LVL DOWN							
CONNECTOR PART NUMBER: 4460891							
CONN POS	WIRE COLOR	WIRE LABEL	GAUGE	JACKET	TERMINAL P/N	SEAL P/N	TO
1	WHT	4-11 LEVEL DOWN	18 AWG	GXL	4460465		CO69-J2 (7)
2	BLK	000-40-30	18 AWG	GXL	4460465		555 (2)

1001196678C

Figure 7-87. 400SC Main Valve Harness - Sheet 4 of 6

SECTION 7 - BASIC ELECTRICAL INFORMATION & ELECTRICAL SCHEMATICS

WIRE NO	COLOR	WIRE GAUGE	JACKET	LENGTH (mm)	FROM		TO		
					REFERENCE	PIN	REFERENCE	PIN	
000-40-10	ALRM GND	BLK	18	GXL	412	AH56	C	CO69-J2	29
000-40-19		BLK	18	GXL	536	S54	1	HV53	2
000-40-20		BLK	18	GXL	488	HV52	2	S54	1
000-40-21		BLK	18	GXL	597	HV39	2	S55	1
000-40-22		BLK	18	GXL	629	HV51	2	S55	1
000-40-23		BLK	18	GXL	494	HV33	2	S54	1
000-40-24		BLK	18	GXL	539	HV36	2	S54	1
000-40-25	GND	BLK	18	GXL	1991	HV37	2	CO69-J2	30
000-40-30		BLK	18	GXL	659	HV50	2	S55	1
000-40-31		BLK	18	GXL	665	HV38	2	S55	1
000-40-33	CF	BLK	18	GXL	2041	HV44	2	CO69-J3	6
000-40-34	CF	BLK	18	GXL	529	HV45	2	S57	1
000-40-35	CF	BLK	18	GXL	1531	CO69-J3	14	S57	2
000-40-37	CF	BLK	18	GXL	525	HV47	2	S58	1
000-40-38	CF	BLK	18	GXL	1506	CO69-J3	4	S58	2
000-40-39	CF	BLK	18	GXL	490	HV48	2	S58	1
000-40-44	CF	BLK	18	GXL	553	X513A	1	CO69-J3	1
000-40-45		BLK	18	GXL	960	X70	1	CO69-J2	6
000-40-49	AUX DOWN CF	BLK	16	GXL	1709	CO69-J3	5	HV66	2
000-40-5	GND	BLK	18	GXL	1668	S54	2	CO69-J2	17
000-40-63	CF	BLK	18	GXL	3000	HV46	2	S57	2
000-40-7	GND	BLK	18	GXL	1636	CO69-J2	14	S55	2
000-50-50	CF	BLK	16	GXL	902	S65	1	X80	A
000-50-51	CF	BLK	16	GXL	906	X80	D	S65	1
000-50-54	RIGHT TRACK CF	BLK	16	GXL	1455	CO69-J3	2	S65	2
4-102	HEAD & TAIL LIGHTS	WHT	18	GXL	626	X513A	2	CO69-J2	26
4-103	MAIN LIFT DOWN AUX	WHT	18	GXL	1791	HV66	1	CO69-J2	9
4-104	MAIN LIFT DOWN	WHT	18	GXL	1908	HV46	1	CO69-J2	22
4-105	CRIBBING	WHT	18	GXL	544	X513A	3	CO69-J3	9
4-10	ROTATE RIGHT	WHT	18	GXL	2160	HV52	1	CO69-J2	21
4-11	LEVEL DOWN	WHT	18	GXL	2303	HV50	1	CO69-J2	7
4-12	JIB UP	WHT	18	GXL	2166	HV33	1	CO69-J2	12
4-13	JIB DOWN	WHT	18	GXL	2219	HV36	1	CO69-J2	23
4-14	MAIN DUMP	WHT	18	GXL	1985	HV37	1	CO69-J2	13
4-19	MAIN TELE IN	WHT	18	GXL	2305	HV38	1	CO69-J2	4
4-20	MAIN TELE OUT	WHT	18	GXL	2237	HV39	1	CO69-J2	16
4-21	RIGHT TRACK DRIVE REVERSE	WHT	16	GXL	2435	X80	B	CO69-J2	8
4-23	FLOW CONTROL	WHT	18	GXL	2134	HV44	1	CO69-J2	31
4-24	MAIN LIFT UP	WHT	18	GXL	2144	HV45	1	CO69-J2	11
4-26	SWING RIGHT	WHT	18	GXL	2110	HV47	1	CO69-J2	35
4-27	SWING LEFT	WHT	18	GXL	2054	HV48	1	CO69-J2	34
4-29	ALRM	WHT	18	GXL	426	AH56	B	CO69-J2	27
4-30	ALRM	WHT	18	GXL	460	AH56	A	CO69-J3	7
4-75	FUEL SENSOR	WHT	18	GXL	992	X68	1	CO69-J2	25
4-8	LEVEL UP	WHT	18	GXL	2270	HV51	1	CO69-J2	5
4-9	ROTATE LEFT	WHT	18	GXL	2197	HV53	1	CO69-J2	10
5-3	RIGHT TRACK DRIVE FORWARD	WHT	16	GXL	2432	X80	C	CO69-J2	19

1001196678C

Figure 7-88. 400SC Main Valve Harness - Sheet 5 of 6

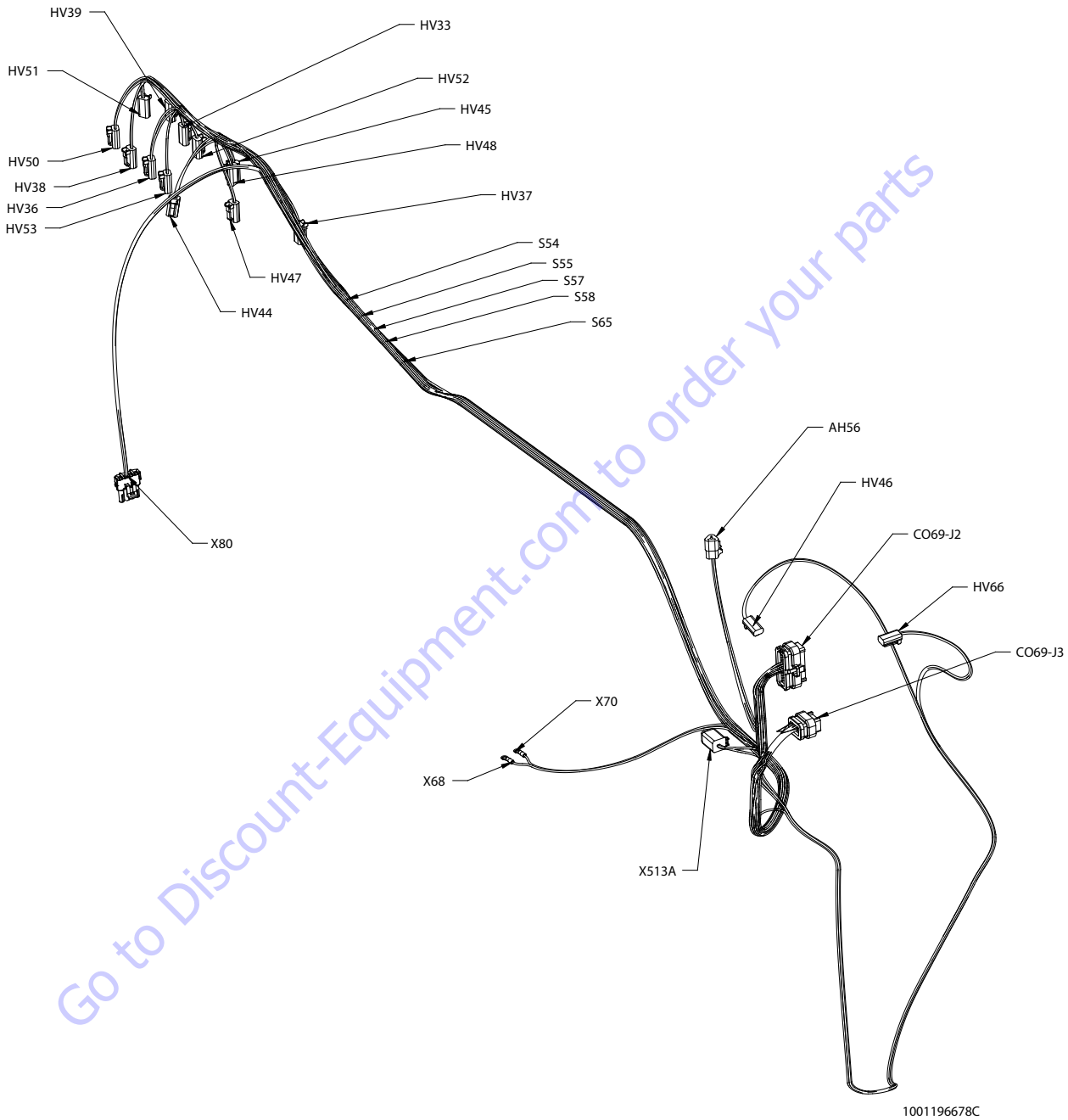


Figure 7-89. 400SC Main Valve Harness - Sheet 6 of 6

7.9 ELECTRICAL SCHEMATICS

SHEET 2: PLATFORM

PLATFORM CONTROL BOX HARNESS

SHEET 3: PLATFORM AND BOOM COMPONENTS

LSS HARNESS 450/400

BOOM CONTROL CABLE, NO JIB, 460SJ W/ JIB

TELE IN PROX SWITCHES

600/1000# CAPACITY PROX SWITCHES CABLE

SHEET 4: CHASSIS, TURNTABLE

TURNTABLE HARNESS

SHEET 5: GROUND USER INTERFACE

MAIN VALVE HARNESS

GROUND CONTROL PANEL HARNESS

SHEET 6: ENGINE SCHEMATIC DEUTZ - T4i

DEUTZ T4i ENGINE HARNESS

BATTERY CABLE KIT - T4i

SHEET 7: ENGINE SCHEMATIC DEUTZ T4F

DEUTZ T4F ENGINE HARNESS

BATTERY CABLE KIT - T4F

SHEET 8: ENGINE SCHEMATIC GM

GM ENGINE HARNESS

BATTERY CABLE KIT - GM

SHEET 9: SKYGUARD

CRIBBING OPTION HARNESS

SHEET 10: PLATFORM CHASSIS HEAD AND

TAIL PLATF WORKLIGHTS, CLEAR SKY

PLATFORM WORK LIGHTS

CHASSIS HEAD AND TAIL LIGHTS

CHASSIS WORK LIGHTS

SHEET 11: CRAWLER TURNTABLE HARNESS

SHEET 12: CRAWLER MAIN VALVE HARNESS

SHEET 13: KUBOTA ENGINE KUBOTA

ENGINE HARNESS

ALTERNATOR CABLE

BATTERY CABLE KIT

KUBOTA D/F PWR

SHEET 14: GENERATOR HARNESS

Figure 7-90. Electrical Schematic - Sheet 1 of 25

SECTION 7 - BASIC ELECTRICAL INFORMATION & ELECTRICAL SCHEMATICS

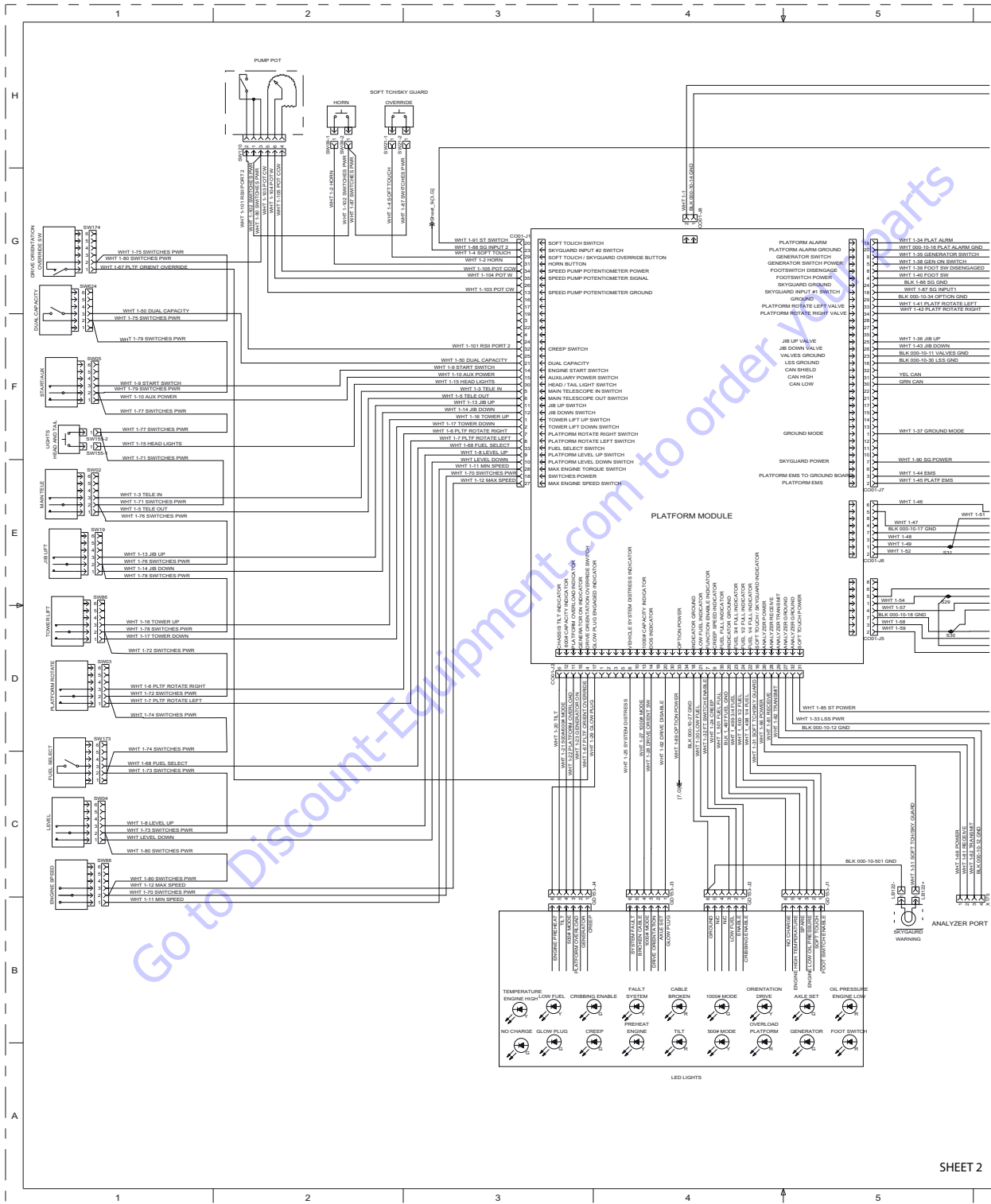


Figure 7-91. Electrical Schematic - Sheet 2 of 25

SECTION 7 - BASIC ELECTRICAL INFORMATION & ELECTRICAL SCHEMATICS

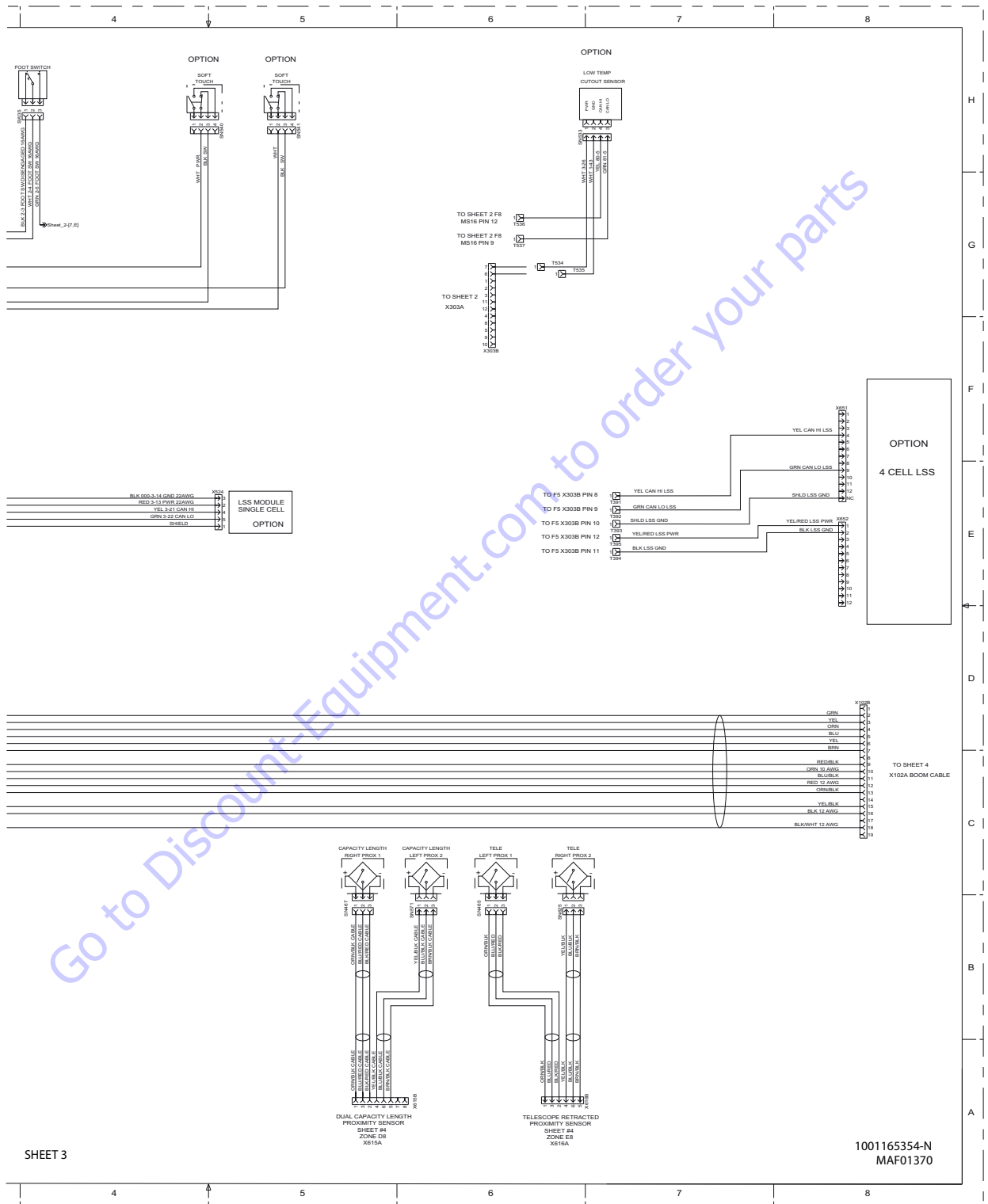


Figure 7-94. Electrical Schematic - Sheet 5 of 25

SECTION 7 - BASIC ELECTRICAL INFORMATION & ELECTRICAL SCHEMATICS

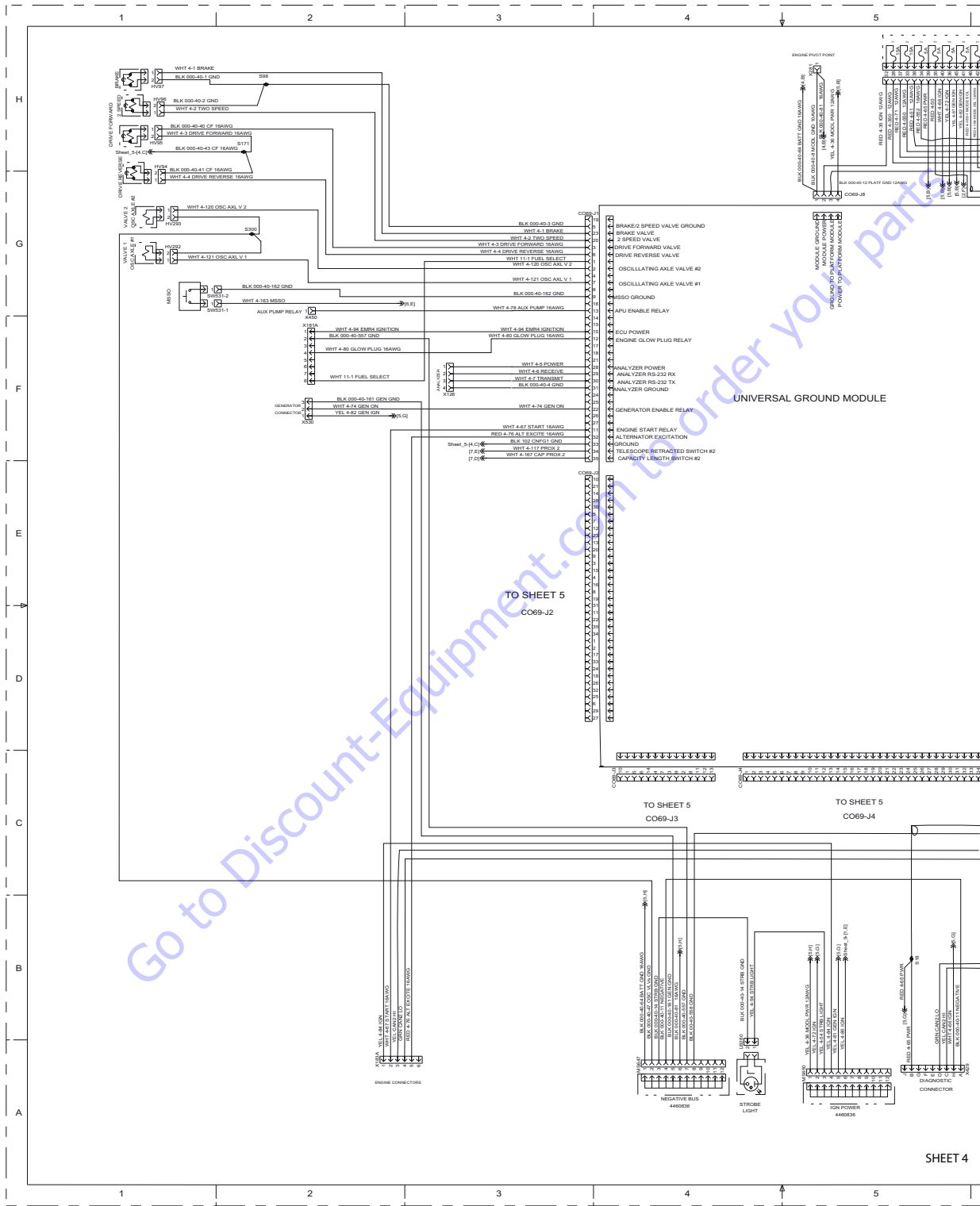


Figure 7-95. Electrical Schematic - Sheet 6 of 25

SECTION 7 - BASIC ELECTRICAL INFORMATION & ELECTRICAL SCHEMATICS

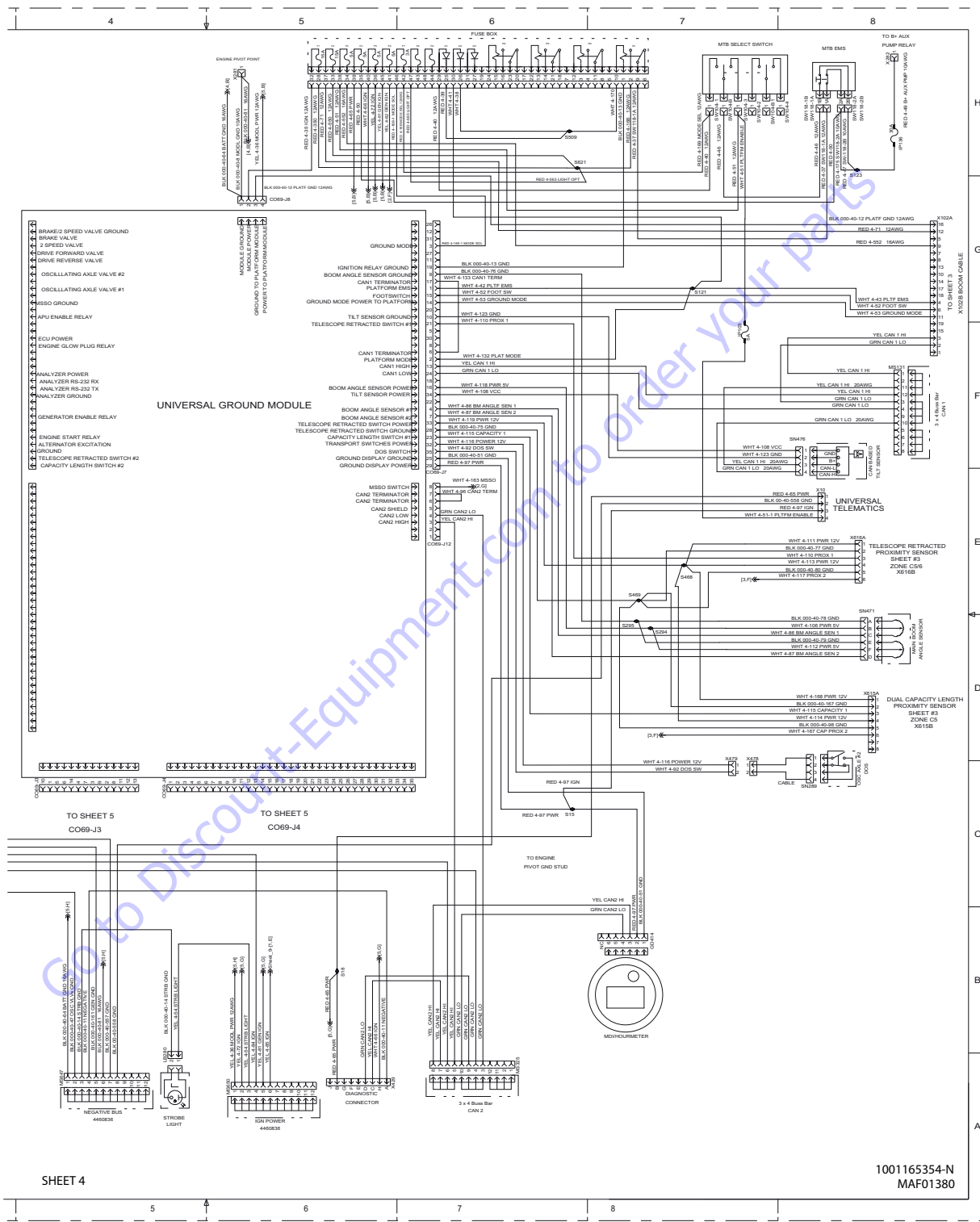


Figure 7-96. Electrical Schematic - Sheet 7 of 25

SECTION 7 - BASIC ELECTRICAL INFORMATION & ELECTRICAL SCHEMATICS


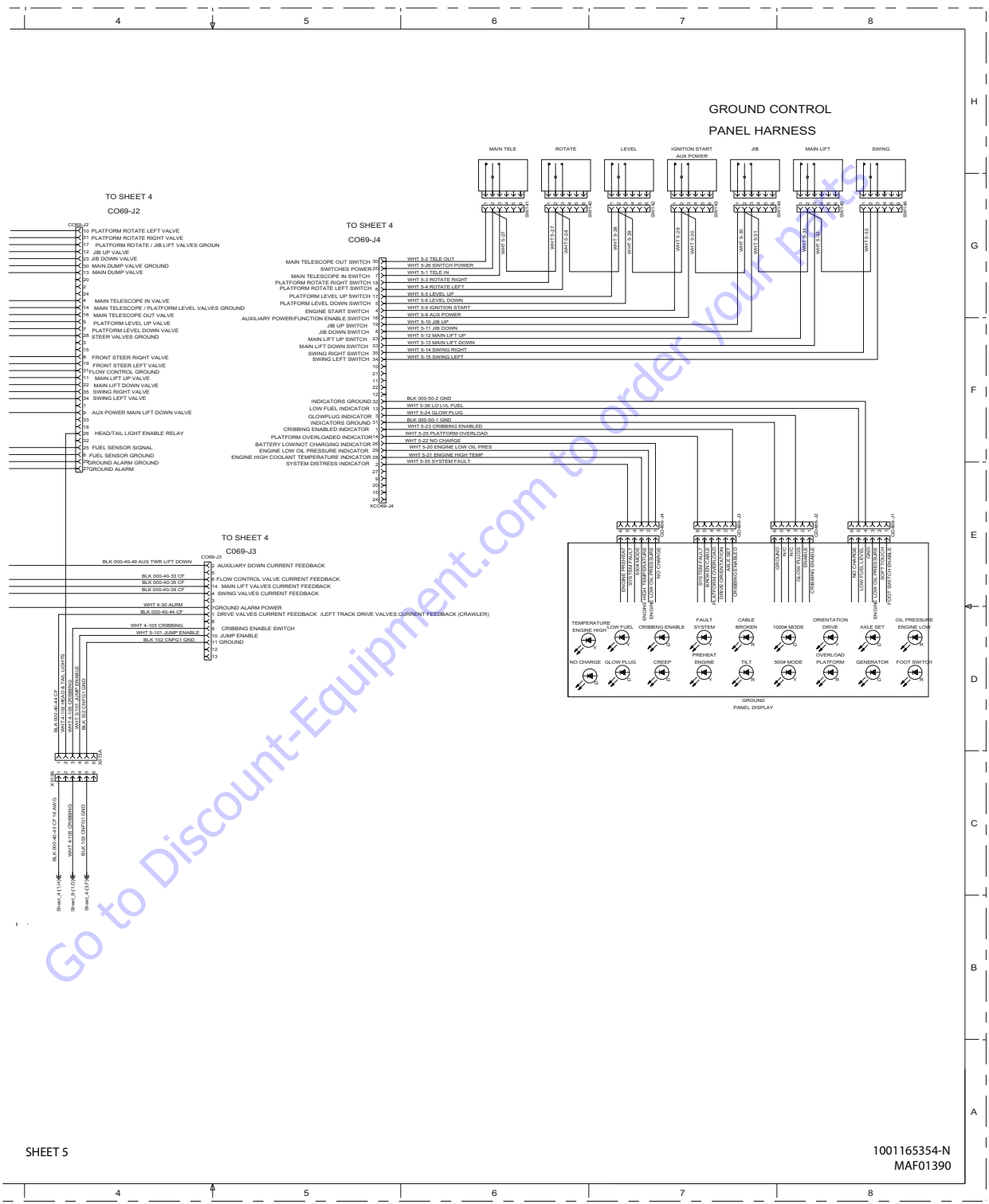


Figure 7-97. Electrical Schematic - Sheet 8 of 25

SECTION 7 - BASIC ELECTRICAL INFORMATION & ELECTRICAL SCHEMATICS



SHEET 5

1001165354-N
MAF01390

Figure 7-98. Electrical Schematic - Sheet 9 of 25

SECTION 7 - BASIC ELECTRICAL INFORMATION & ELECTRICAL SCHEMATICS

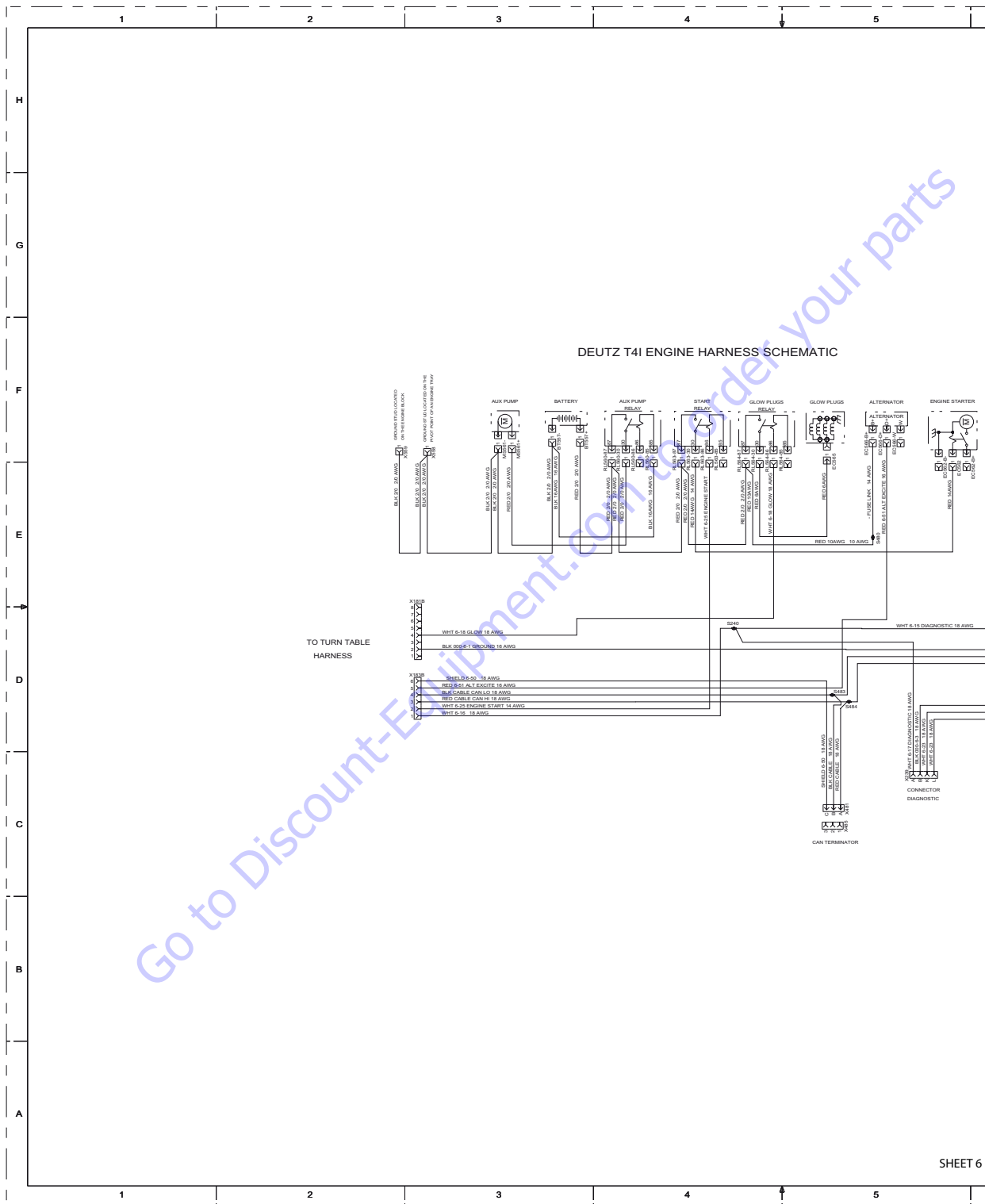
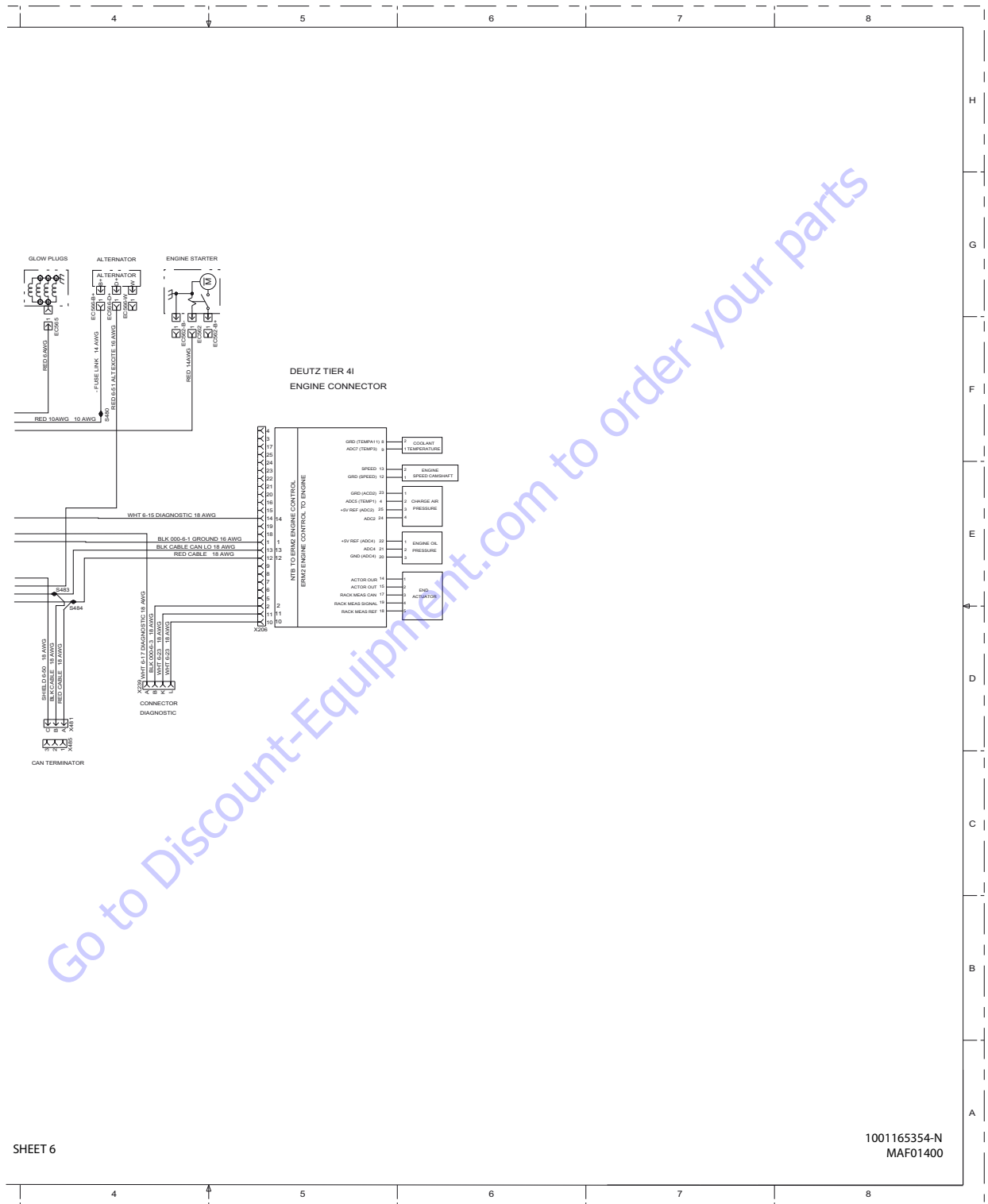


Figure 7-99. Electrical Schematic - Sheet 10 of 25



SHEET 6

1001165354-N
MAF01400

Figure 7-100. Electrical Schematic - Sheet 11 of 25

SECTION 7 - BASIC ELECTRICAL INFORMATION & ELECTRICAL SCHEMATICS

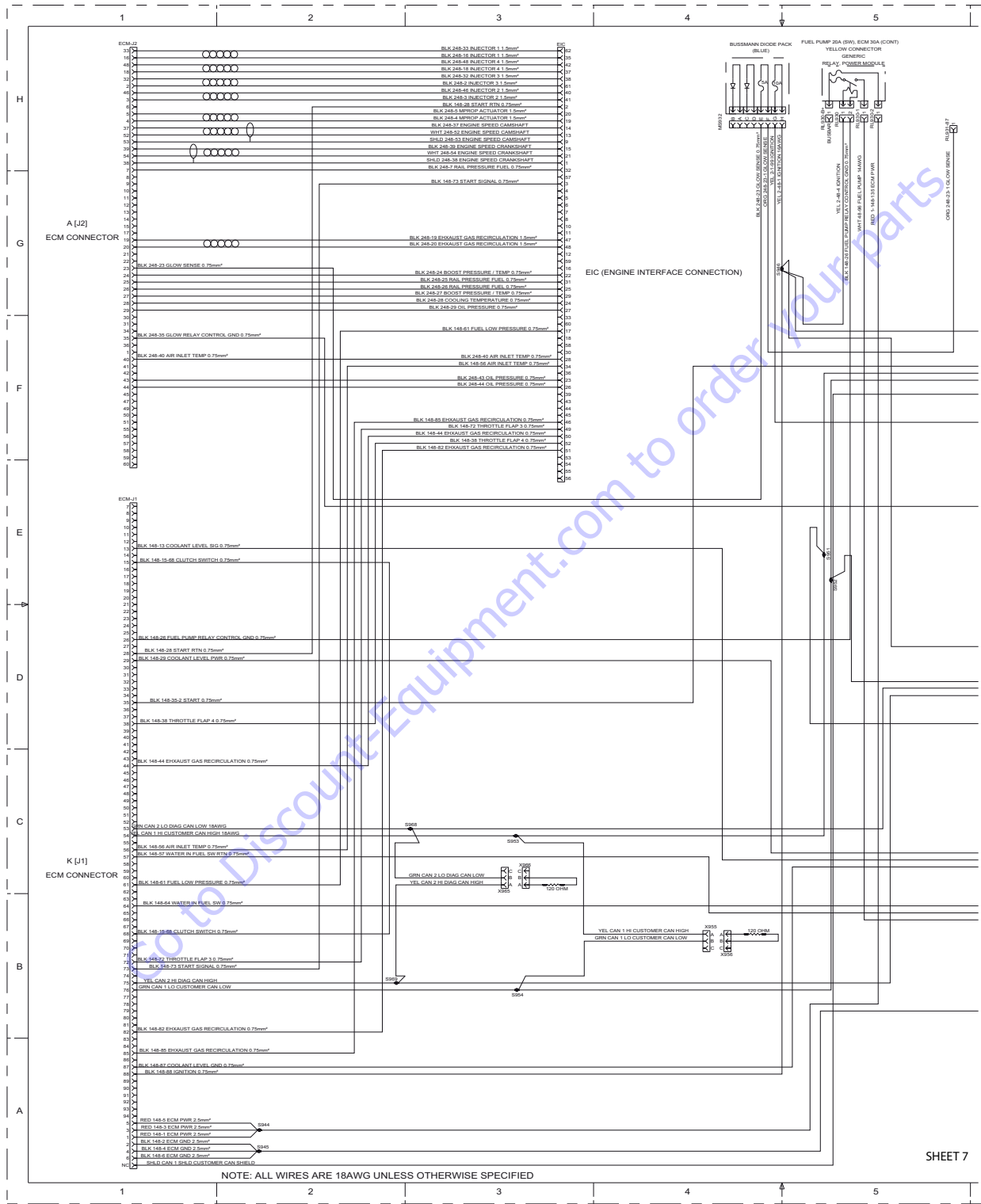


Figure 7-101. Electrical Schematic - Sheet 12 of 25

SECTION 7 - BASIC ELECTRICAL INFORMATION & ELECTRICAL SCHEMATICS

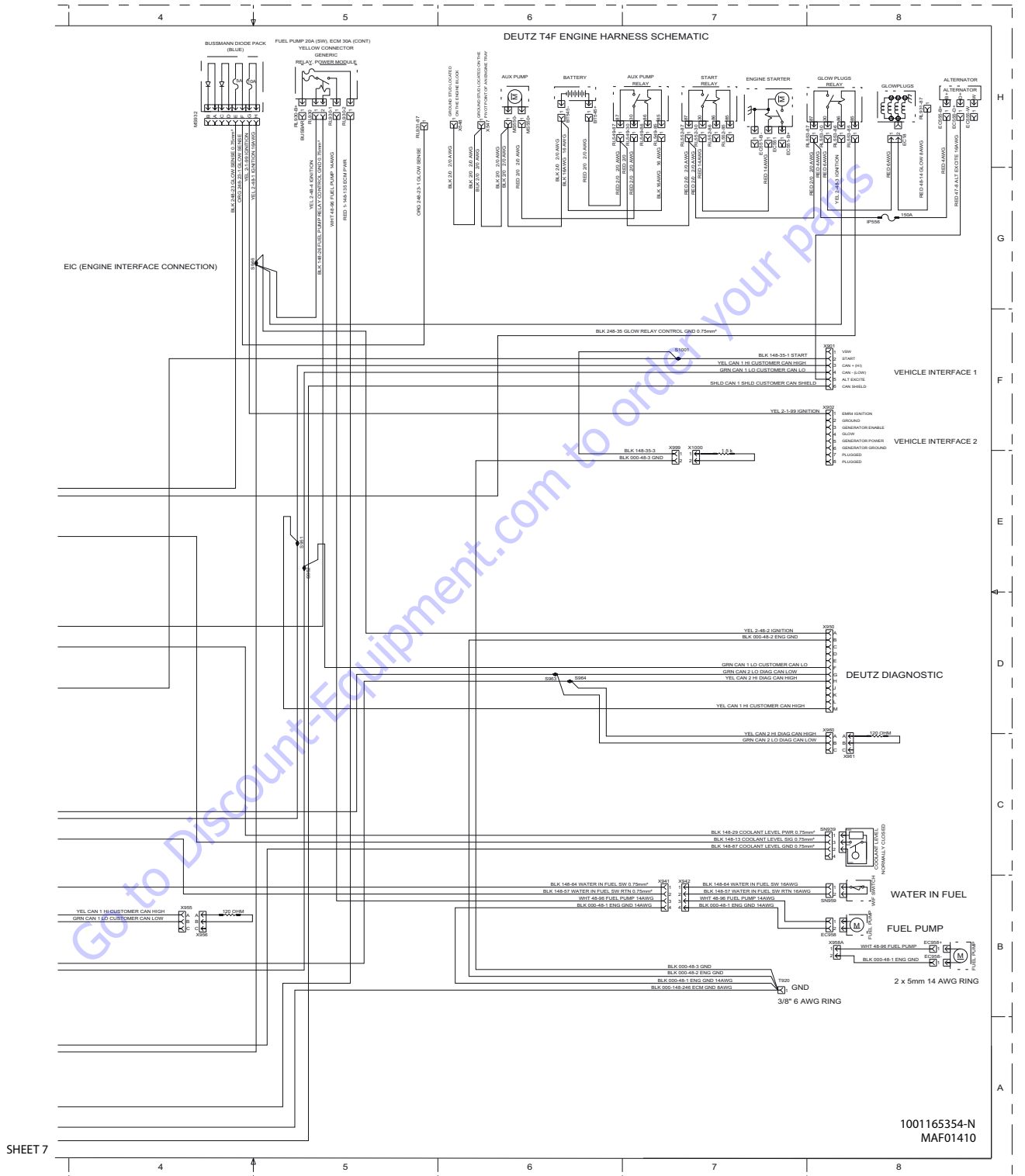


Figure 7-102. Electrical Schematic - Sheet 13 of 25

SECTION 7 - BASIC ELECTRICAL INFORMATION & ELECTRICAL SCHEMATICS

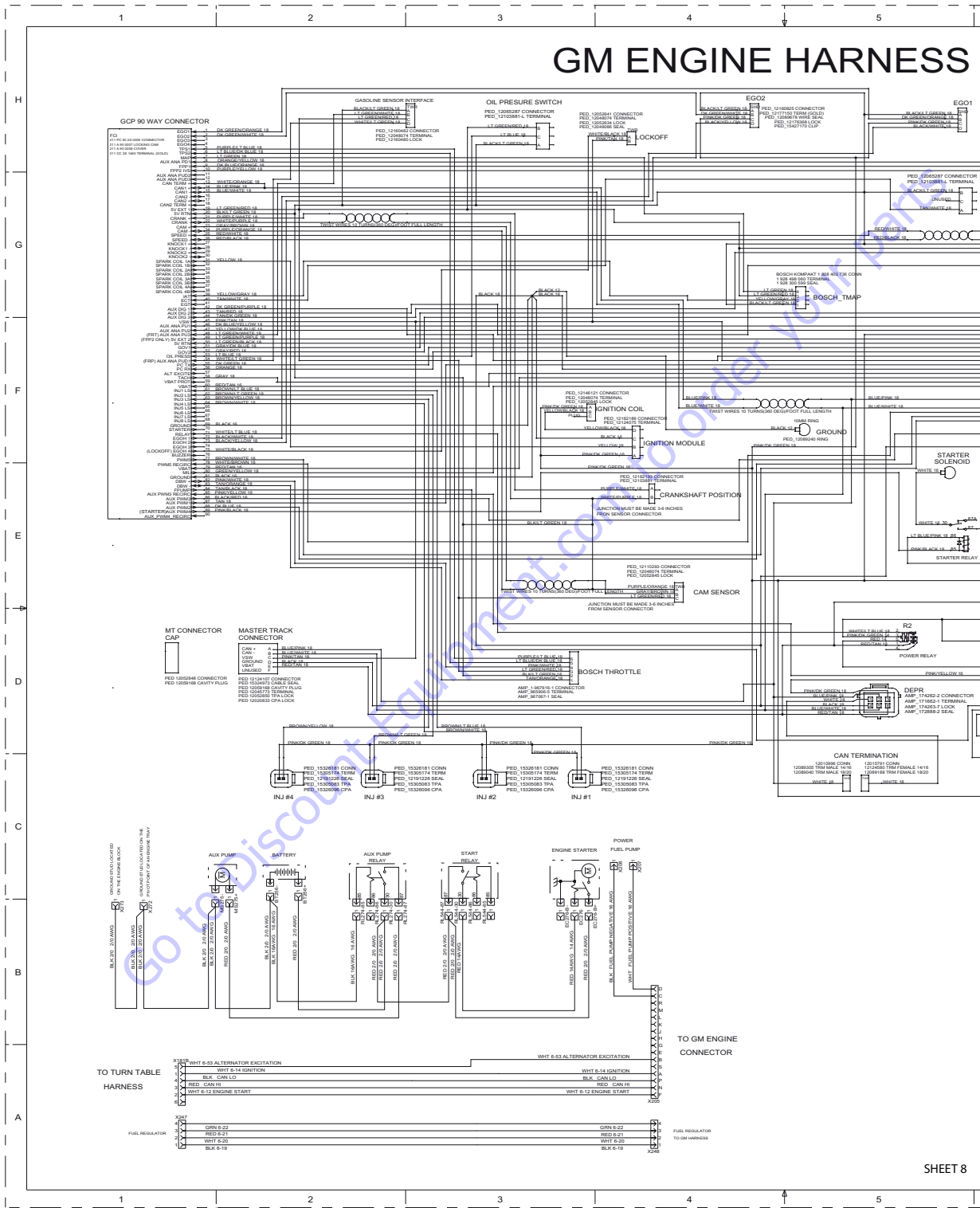


Figure 7-103. Electrical Schematic - Sheet 14 of 25

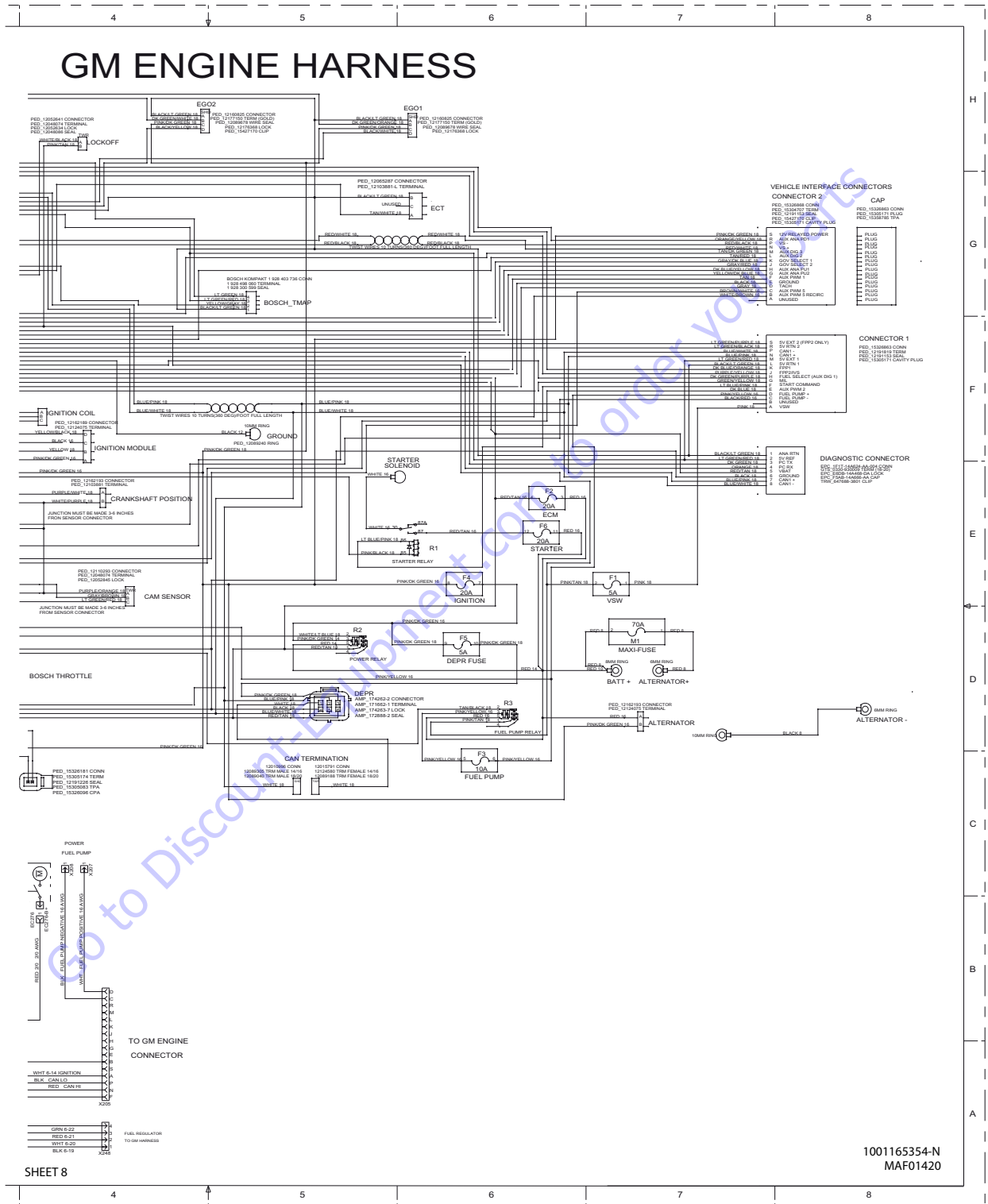


Figure 7-104. Electrical Schematic - Sheet 15 of 25

SECTION 7 - BASIC ELECTRICAL INFORMATION & ELECTRICAL SCHEMATICS

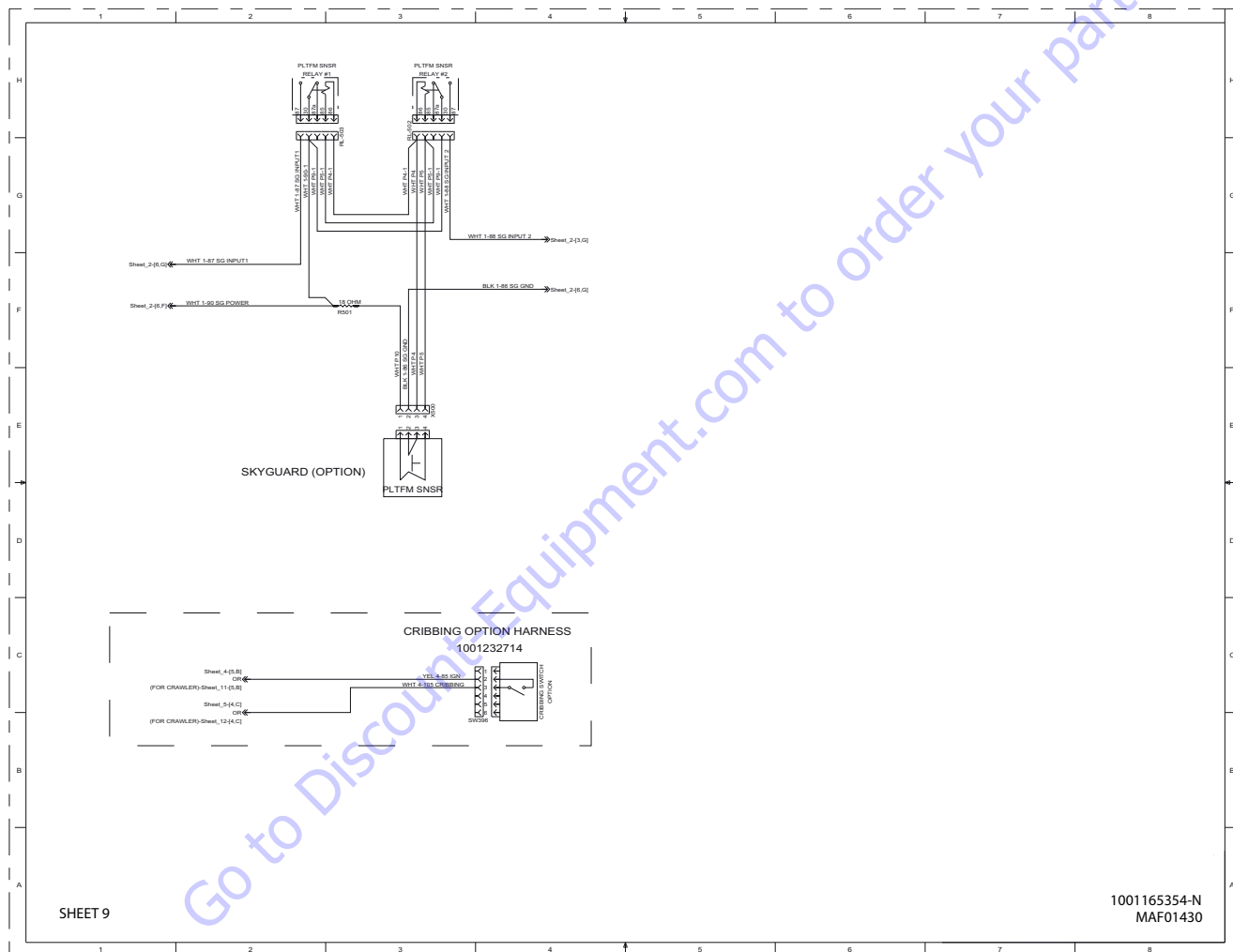
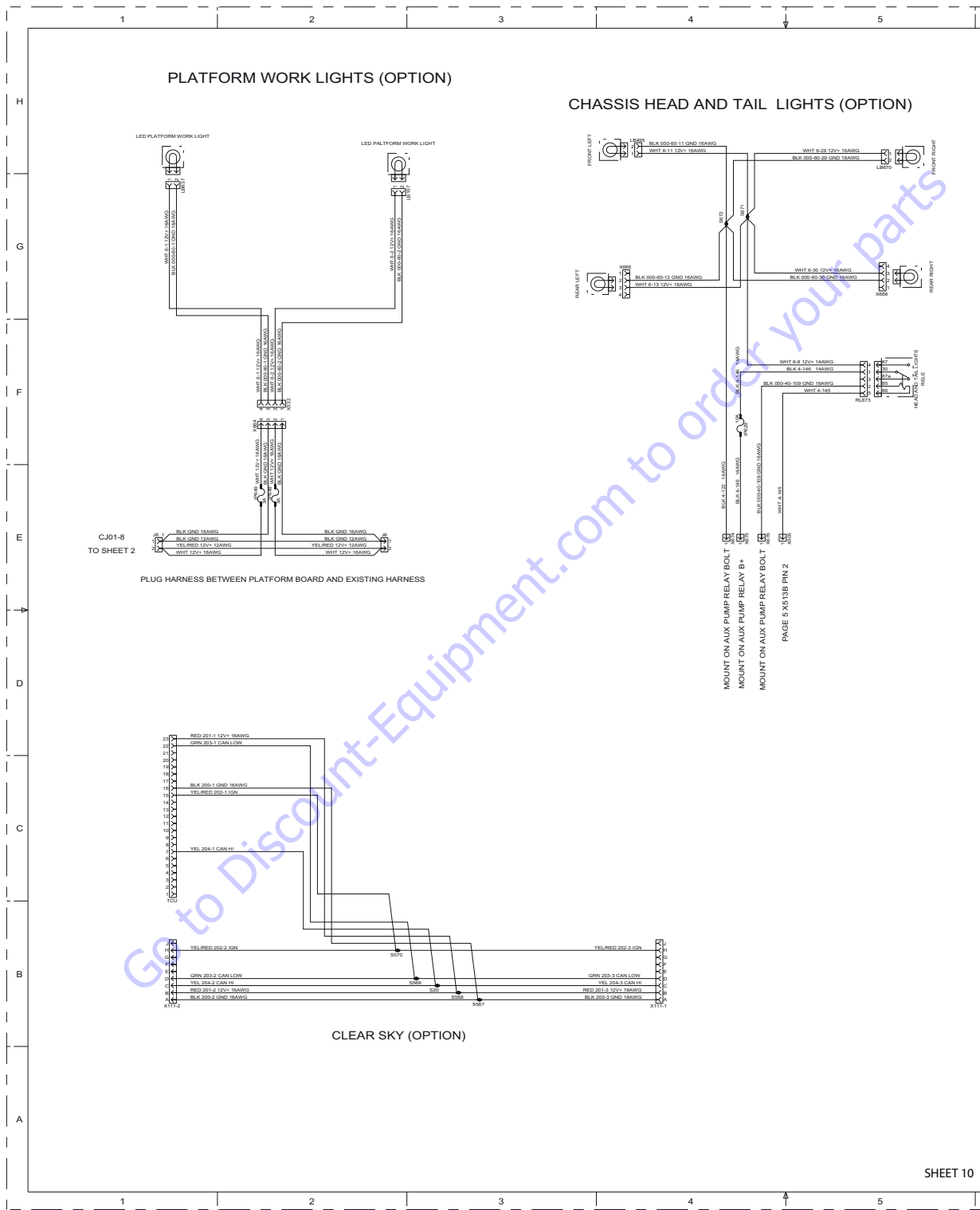


Figure 7-105. Electrical Schematic - Sheet 16 of 25

SECTION 7 - BASIC ELECTRICAL INFORMATION & ELECTRICAL SCHEMATICS



SHEET 10

Figure 7-106. Electrical Schematic - Sheet 17 of 25

SECTION 7 - BASIC ELECTRICAL INFORMATION & ELECTRICAL SCHEMATICS

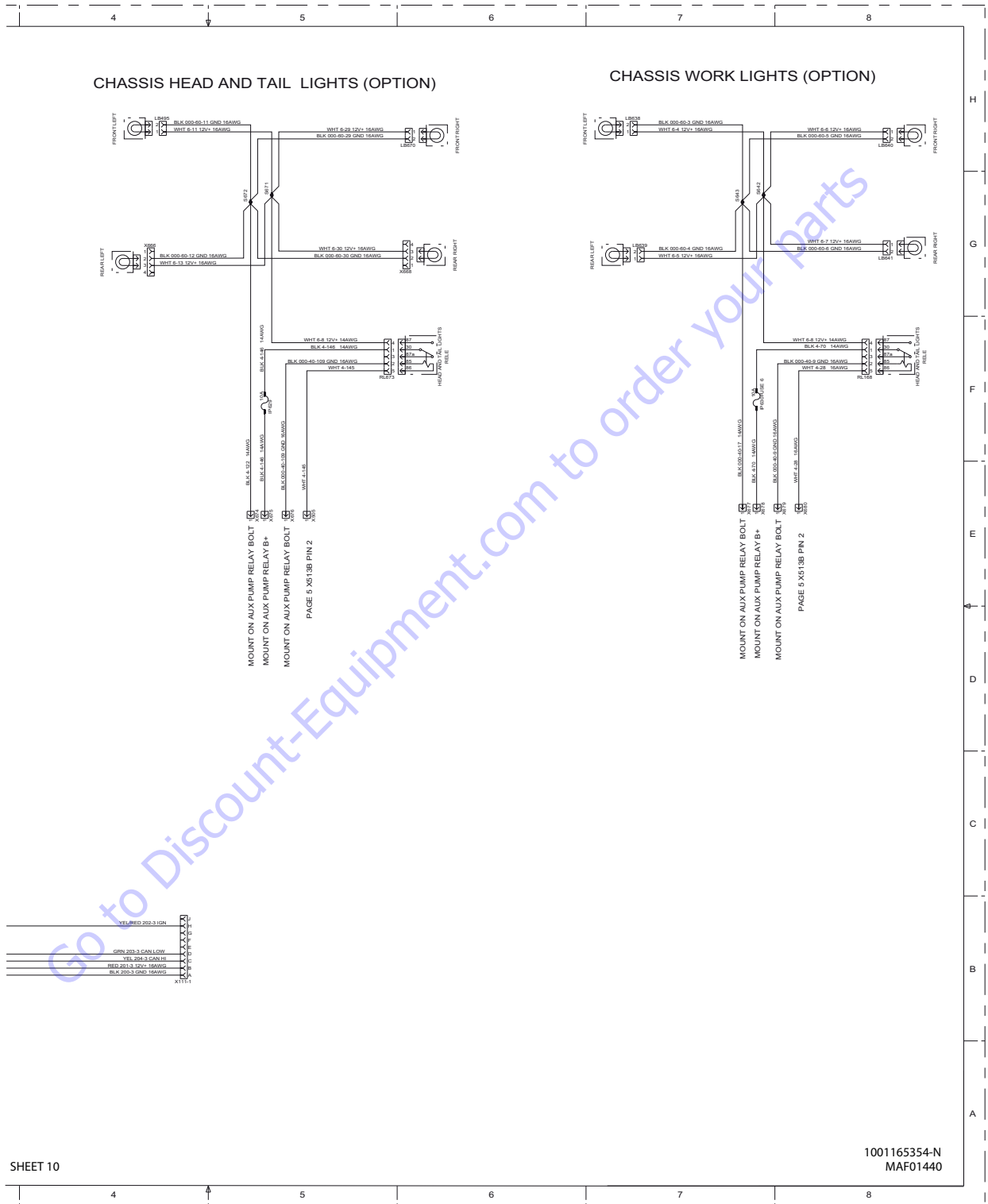


Figure 7-107. Electrical Schematic - Sheet 18 of 25

SECTION 7 - BASIC ELECTRICAL INFORMATION & ELECTRICAL SCHEMATICS

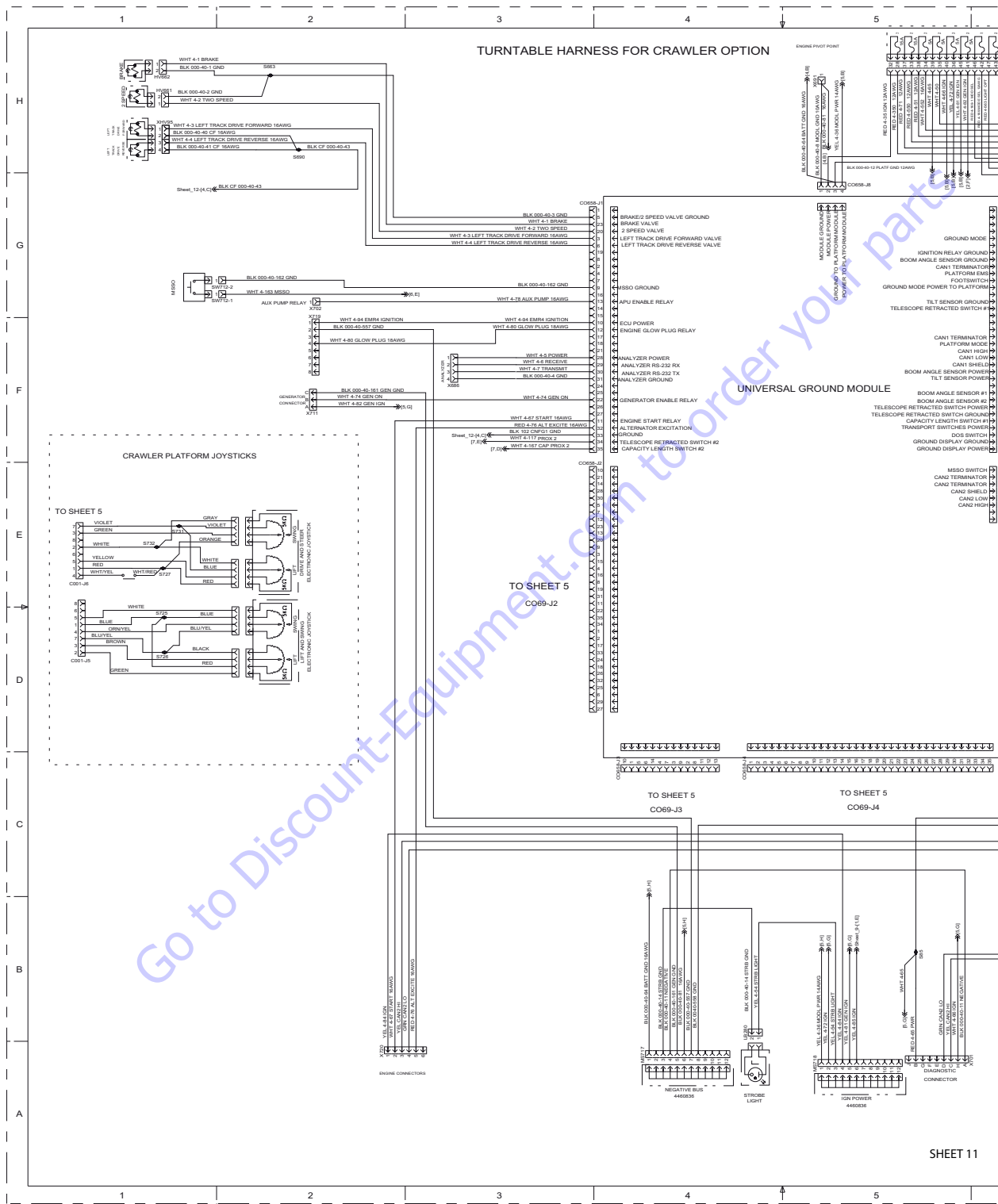


Figure 7-108. Electrical Schematic - Sheet 19 of 25

SECTION 7 - BASIC ELECTRICAL INFORMATION & ELECTRICAL SCHEMATICS




Figure 7-110. Electrical Schematic - Sheet 21 of 25

SECTION 7 - BASIC ELECTRICAL INFORMATION & ELECTRICAL SCHEMATICS

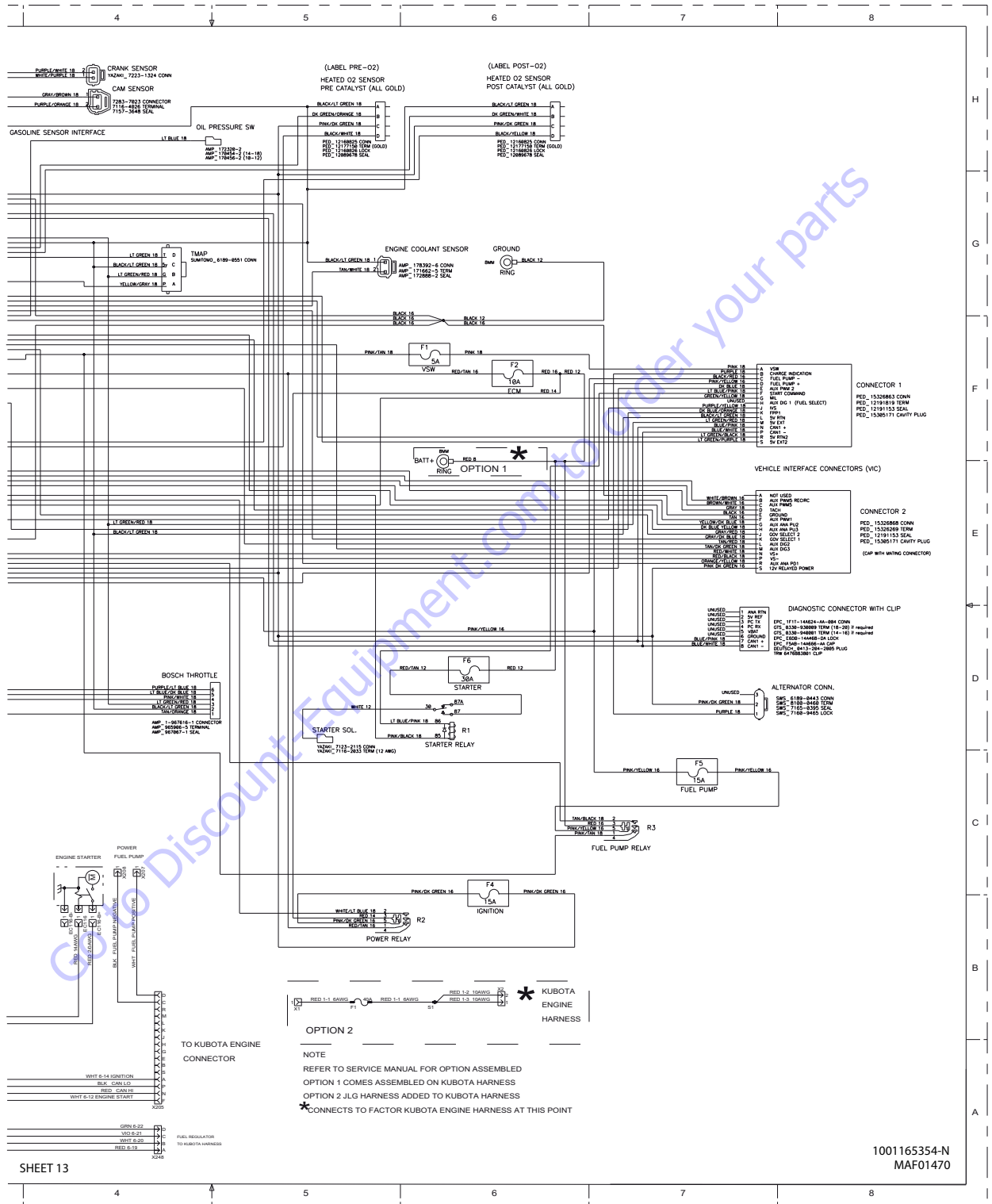


Figure 7-112. Electrical Schematic - Sheet 23 of 25

SECTION 7 - BASIC ELECTRICAL INFORMATION & ELECTRICAL SCHEMATICS

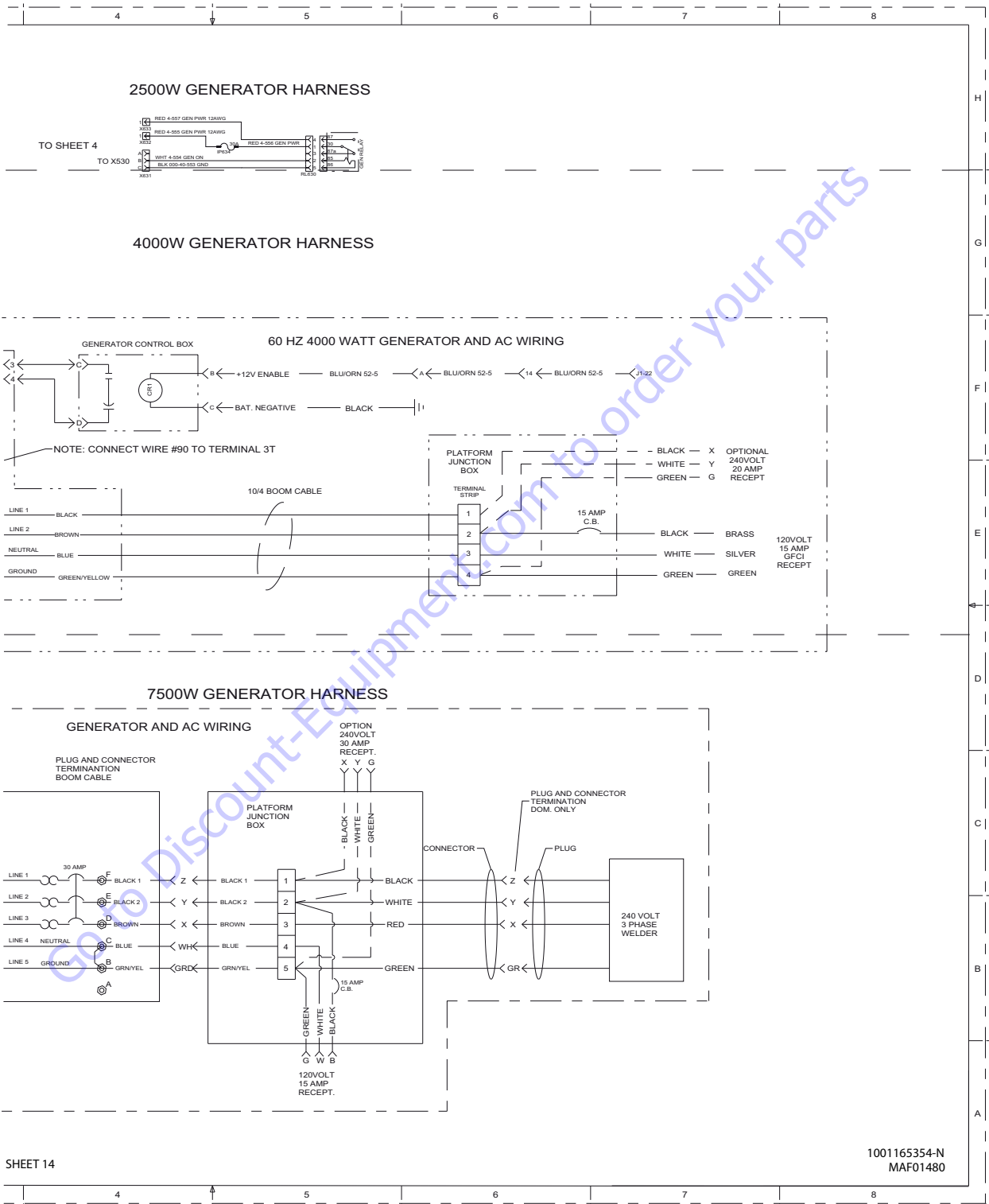


Figure 7-114. Electrical Schematic - Sheet 25 of 25



3121705



An Oshkosh Corporation Company



www.Discount-Equipment.com

Go to Discount-Equipment.com to order your parts