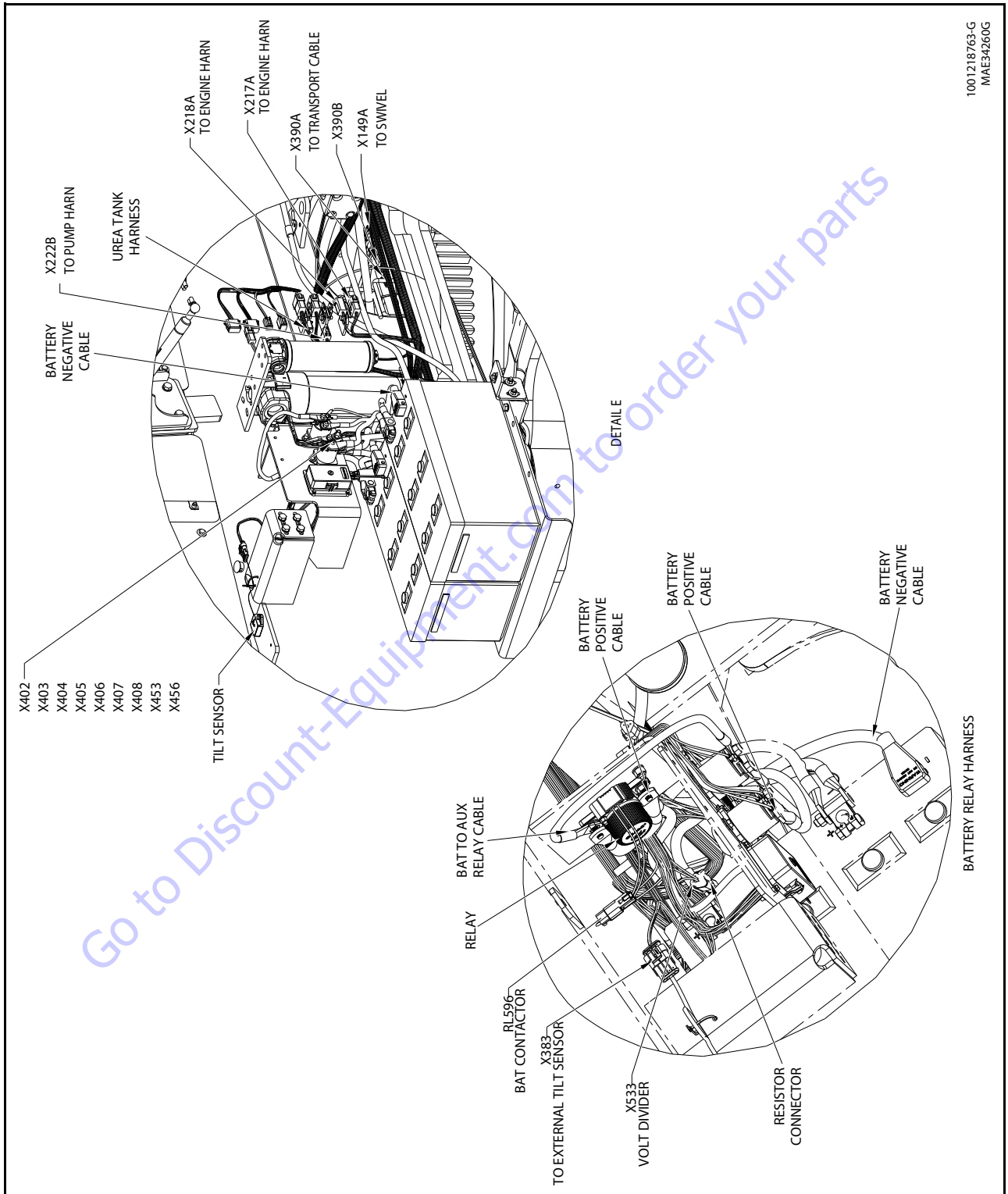


Figure 7-61. Chassis & Turntable Electrical Installation (CE) - Sheet 4 of 11



1001218763-G
MAE34260G

Figure 7-63. Chassis & Turntable Electrical Installation (CE) - Sheet 6 of 11

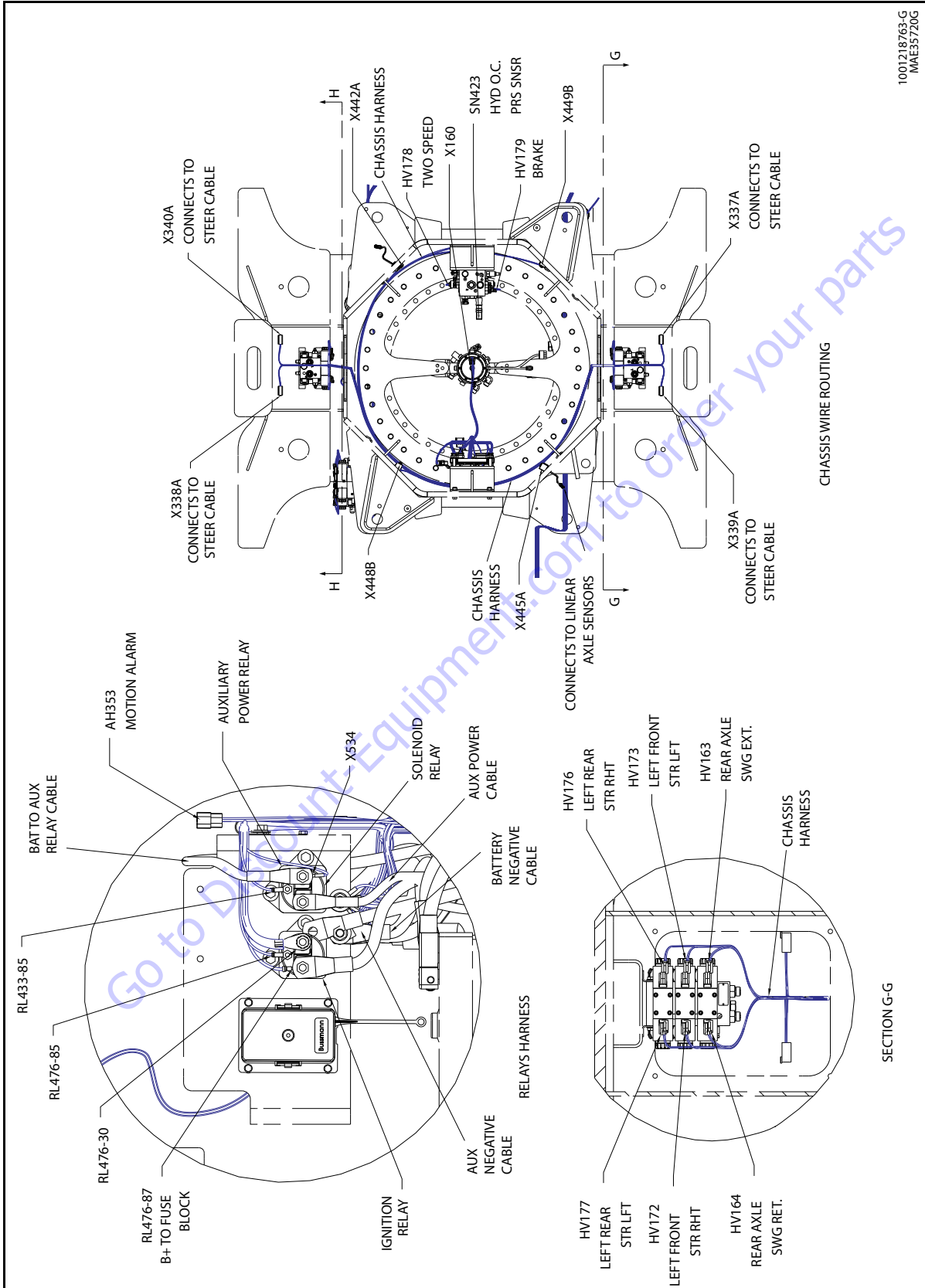


Figure 7-64. Chassis & Turntable Electrical Installation (CE) - Sheet 7 of 11

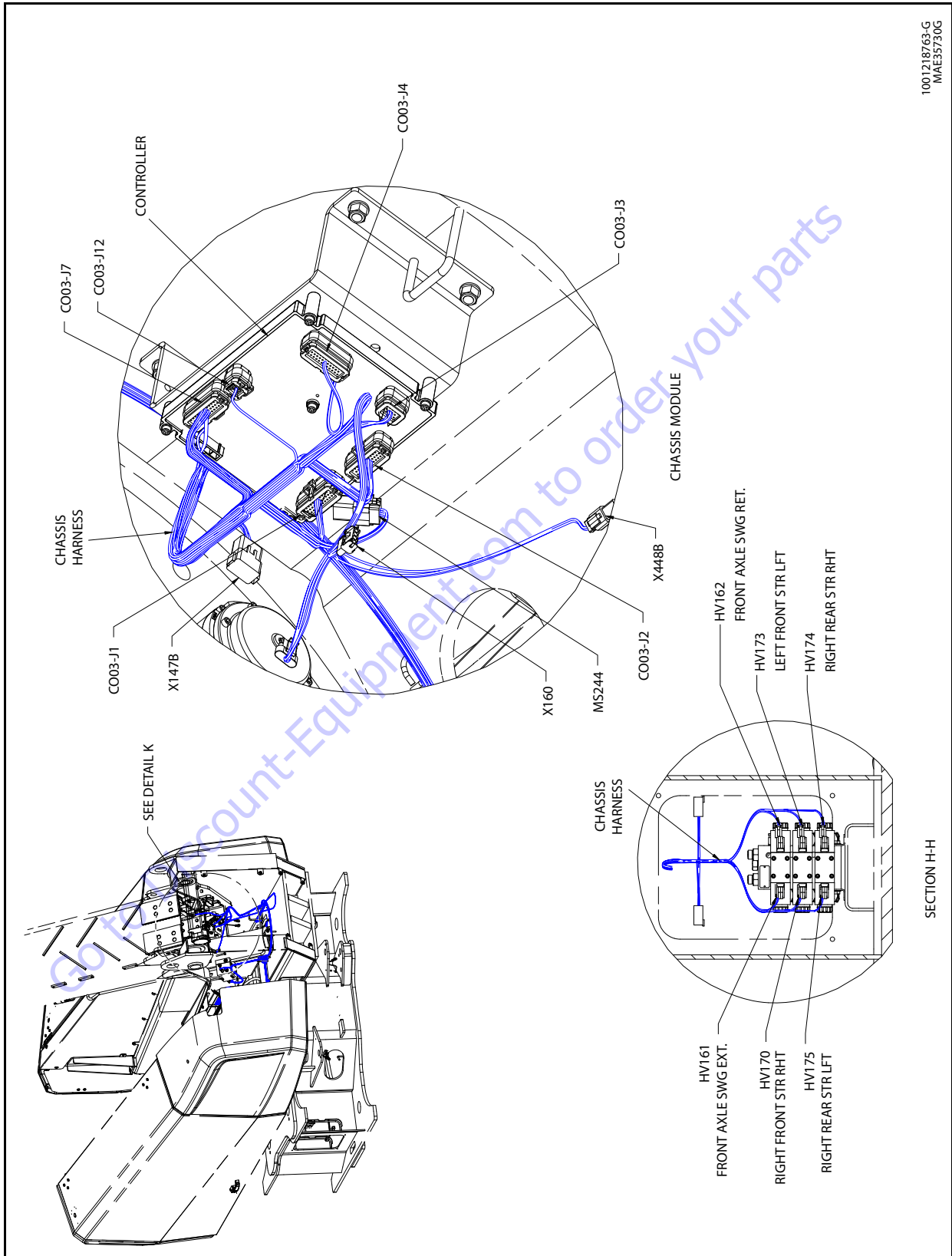


Figure 7-65. Chassis & Turntable Electrical Installation (CE) - Sheet 8 of 11

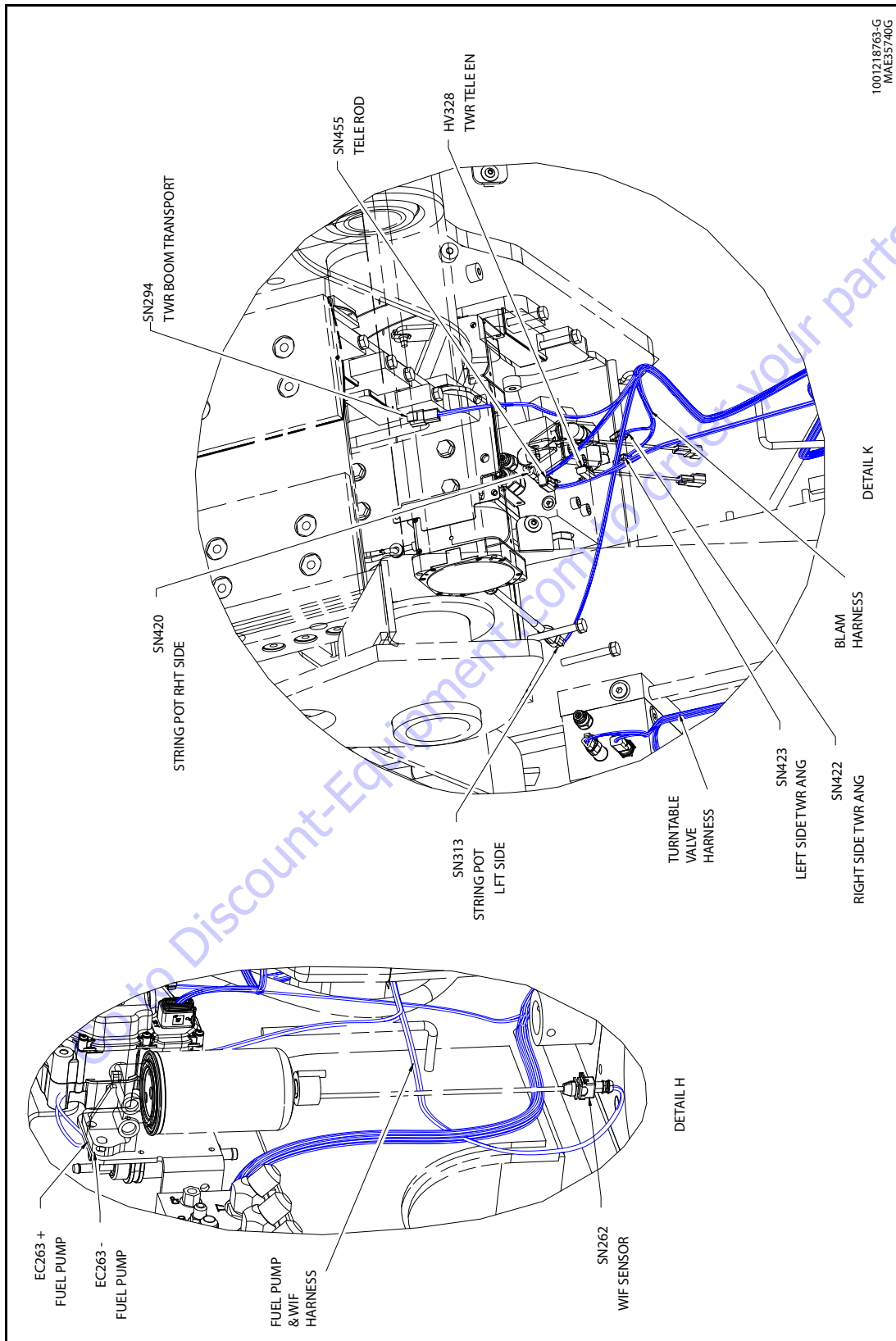


Figure 7-66. Chassis & Turntable Electrical Installation (CE) - Sheet 9 of 11

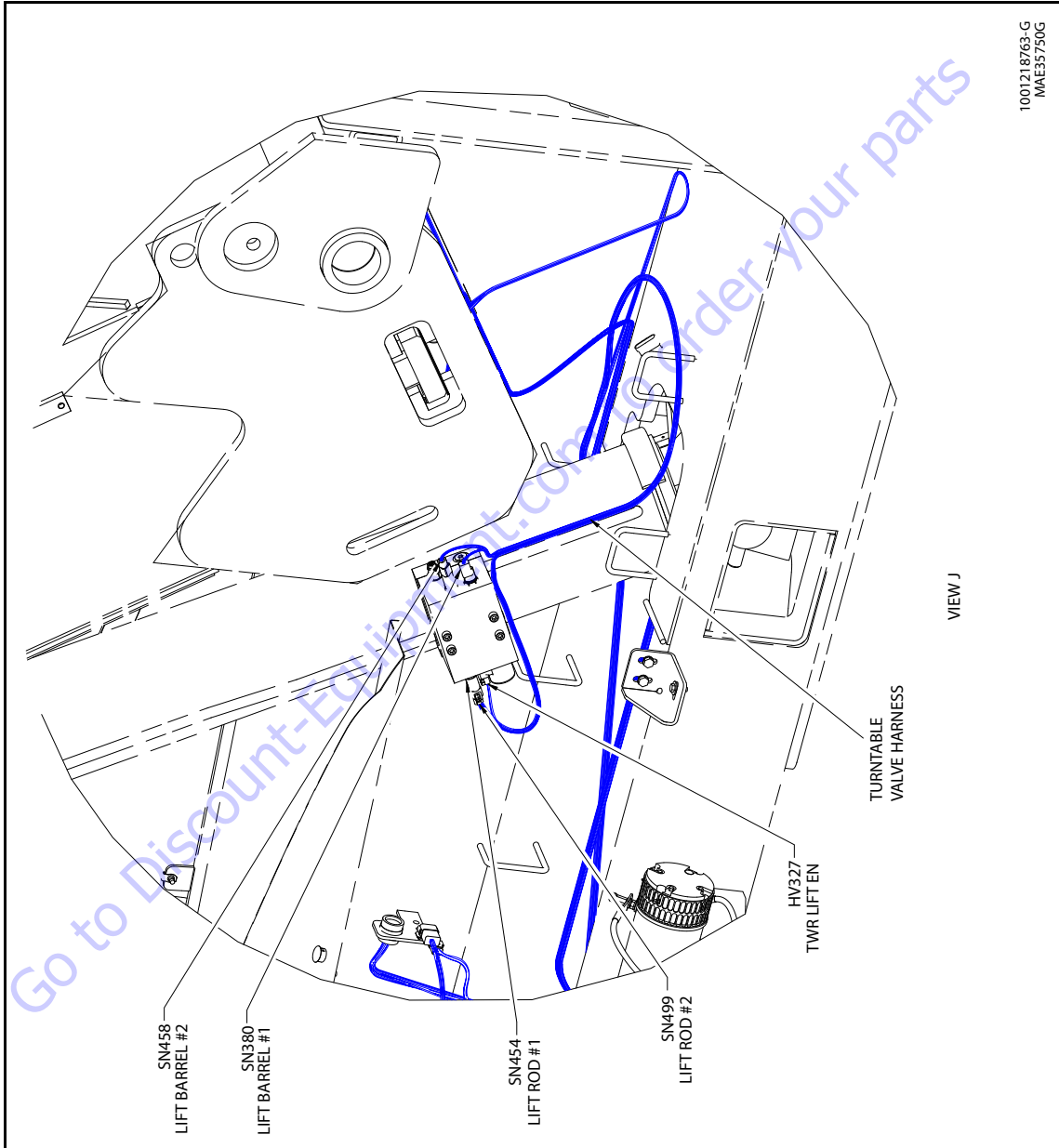
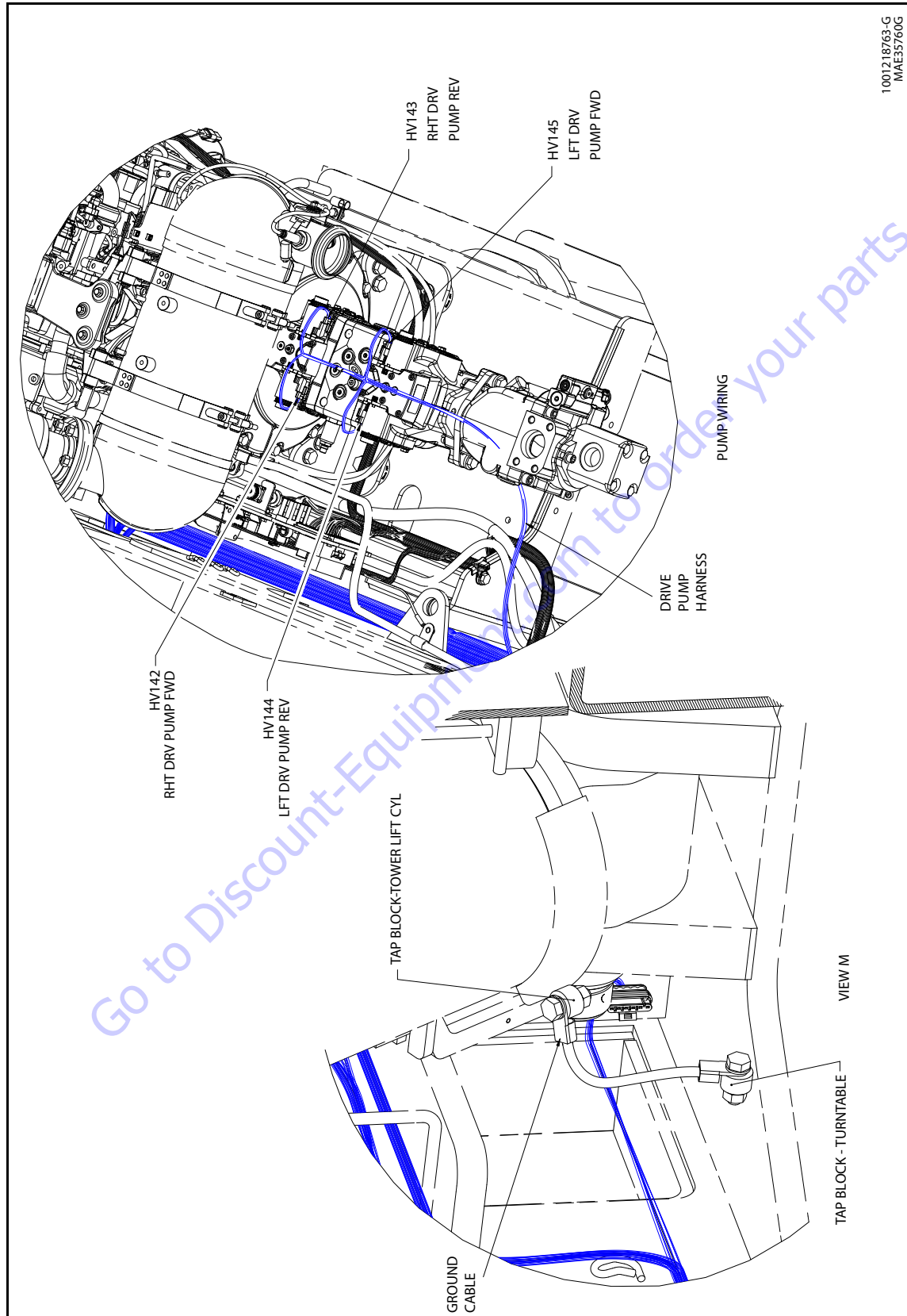


Figure 7-67. Chassis & Turntable Electrical Installation (CE) - Sheet 10 of 11



1001218763-G
MAE35760G

Figure 7-68. Chassis & Turntable Electrical Installation (CE) - Sheet 11 of 11

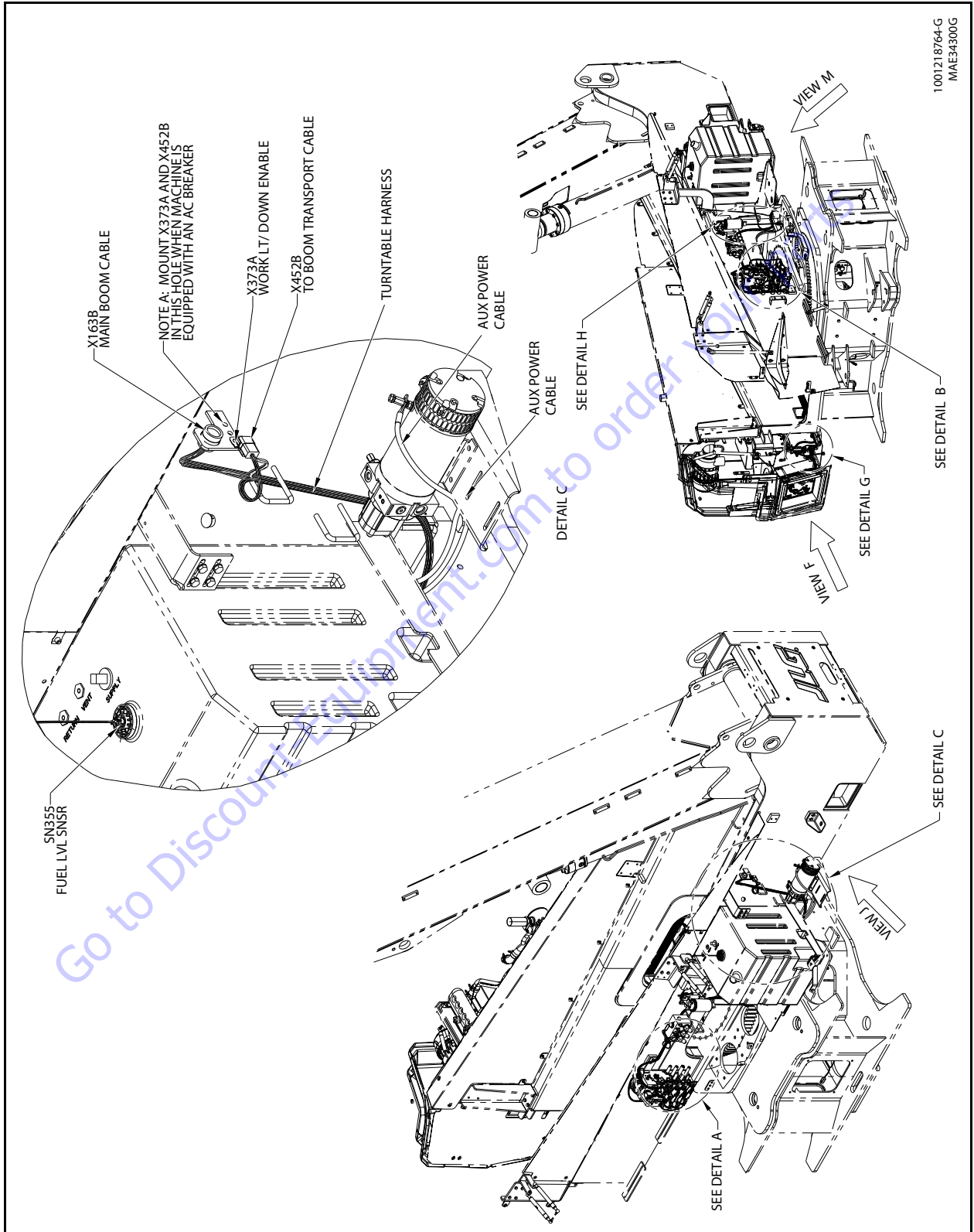


Figure 7-69. Chassis & Turntable Electrical Installation (LRC) - Sheet 1 of 10

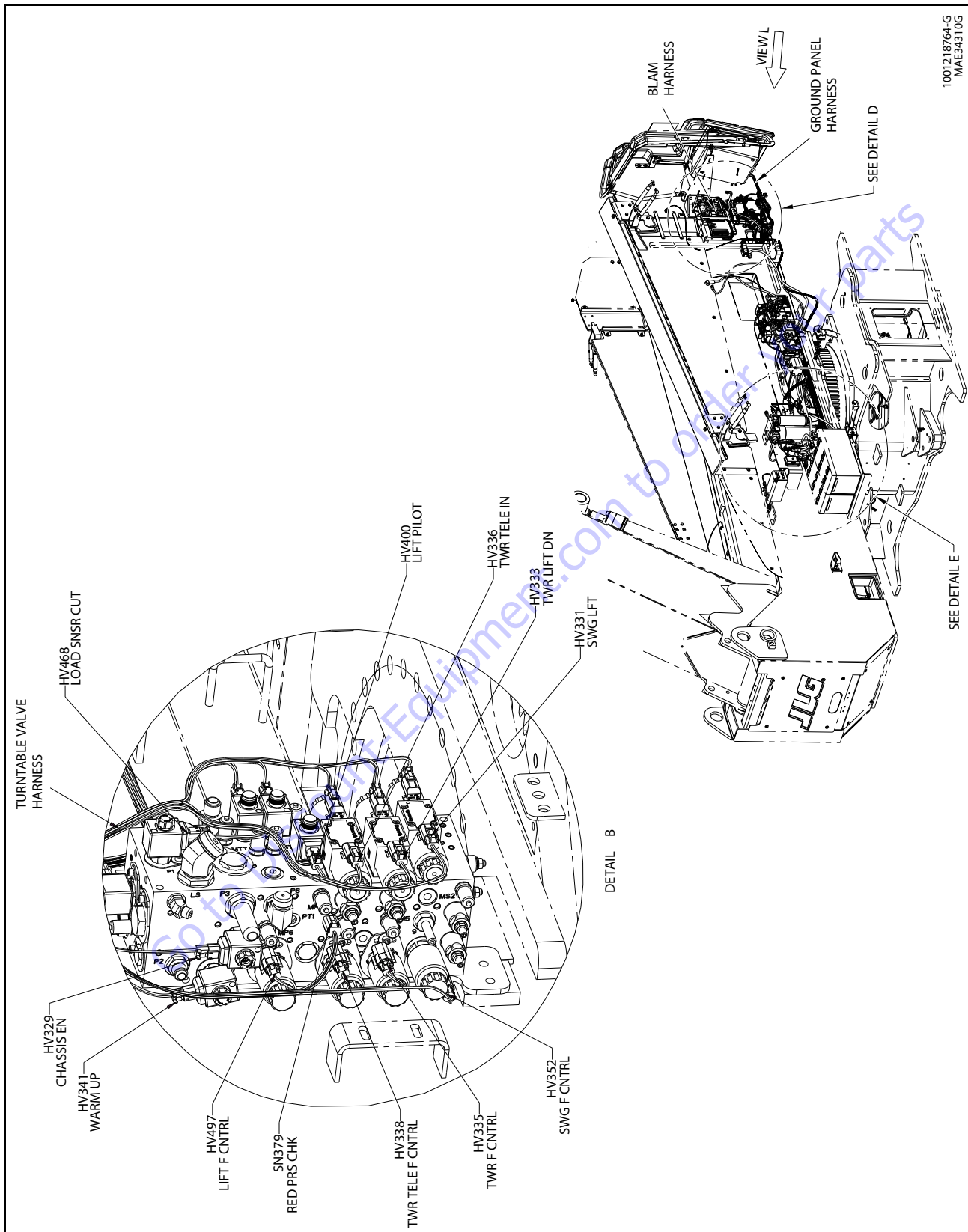


Figure 7-70. Chassis & Turntable Electrical Installation (LRC) - Sheet 2 of 10

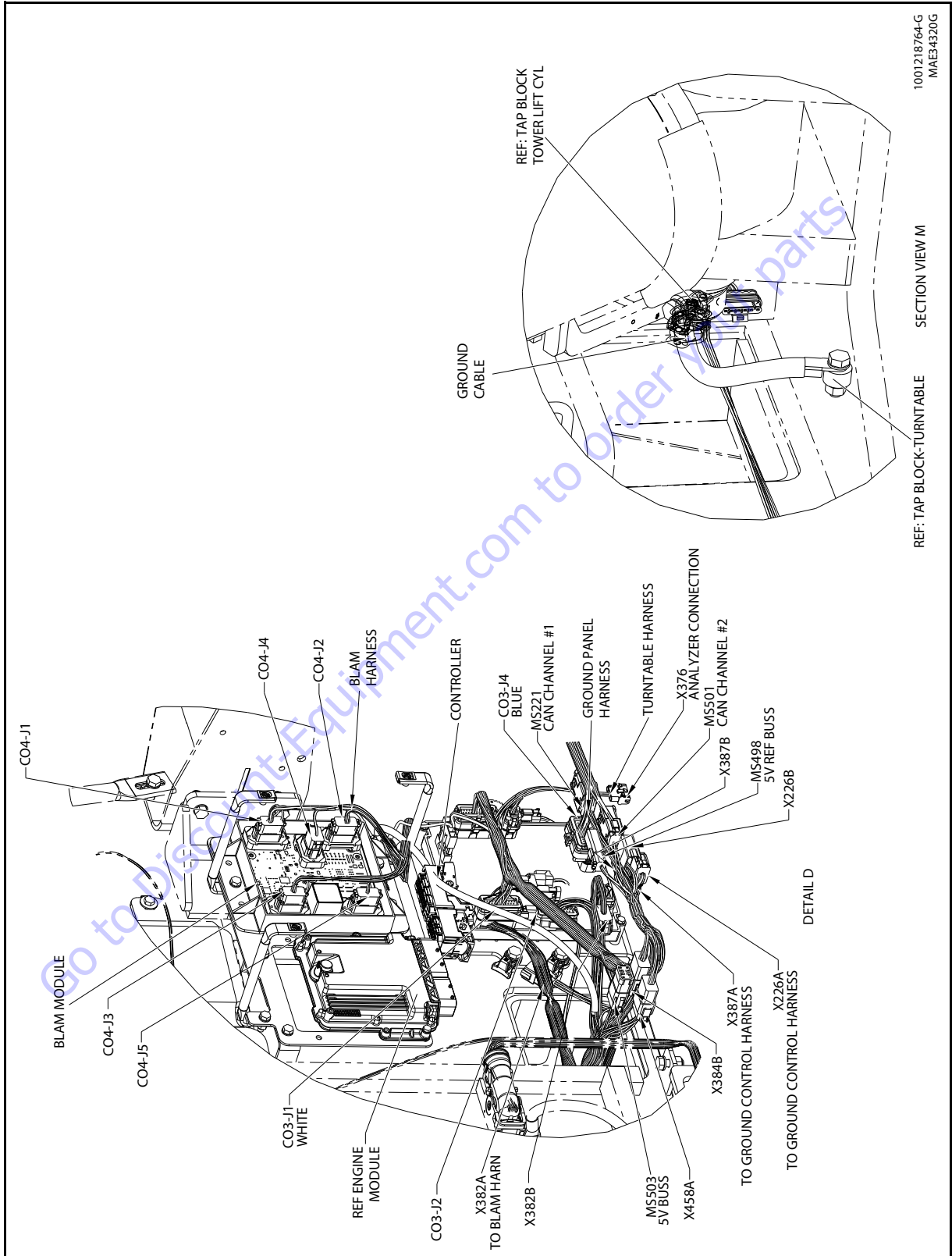


Figure 7-71. Chassis & Turntable Electrical Installation (LRC) - Sheet 3 of 10

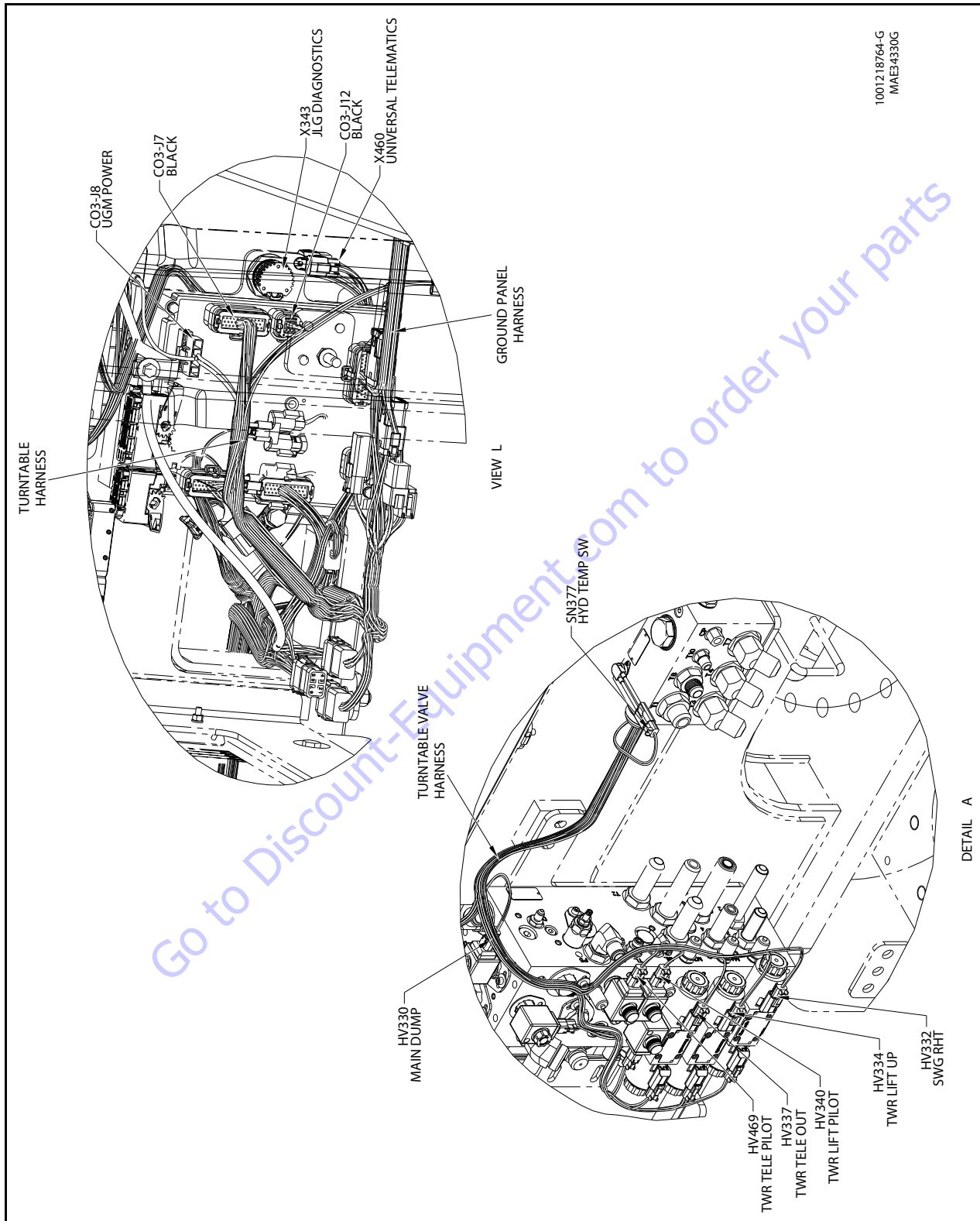


Figure 7-72. Chassis & Turntable Electrical Installation (LRC) - Sheet 4 of 10

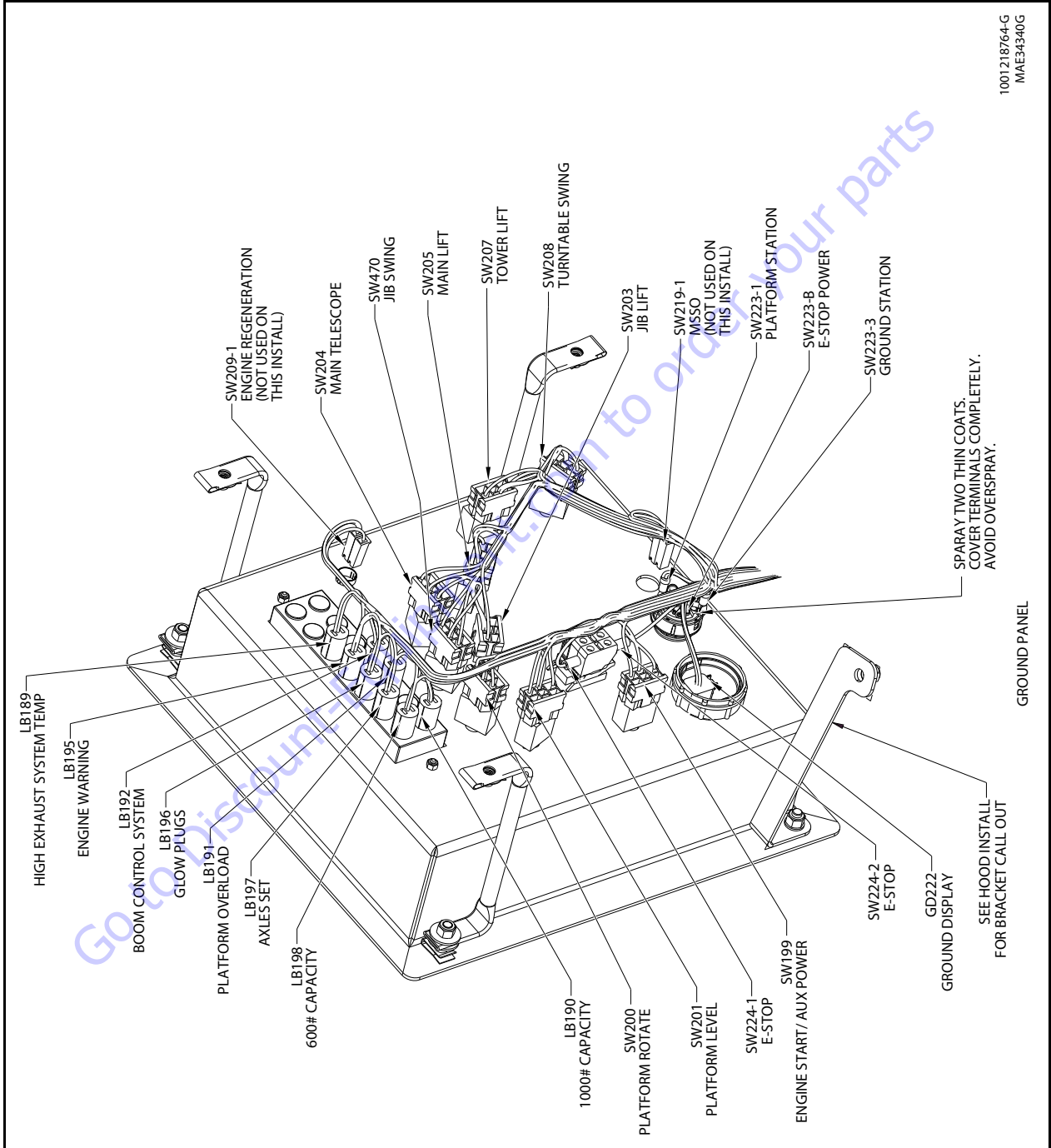
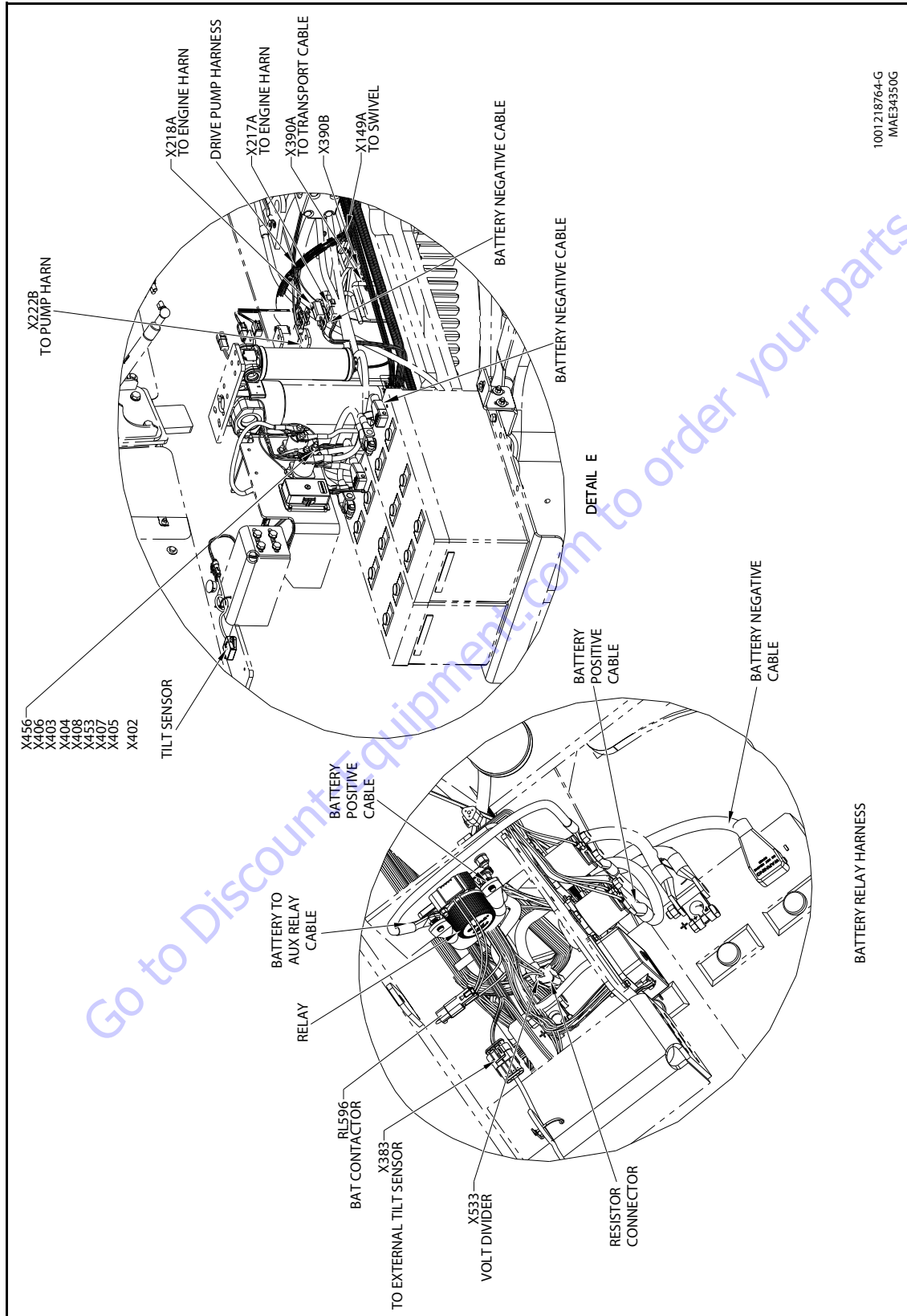


Figure 7-73. Chassis & Turntable Electrical Installation (LRC) - Sheet 5 of 10



1001218764-G
MAE34350G

Figure 7-74. Chassis & Turntable Electrical Installation (LRC) - Sheet 6 of 10

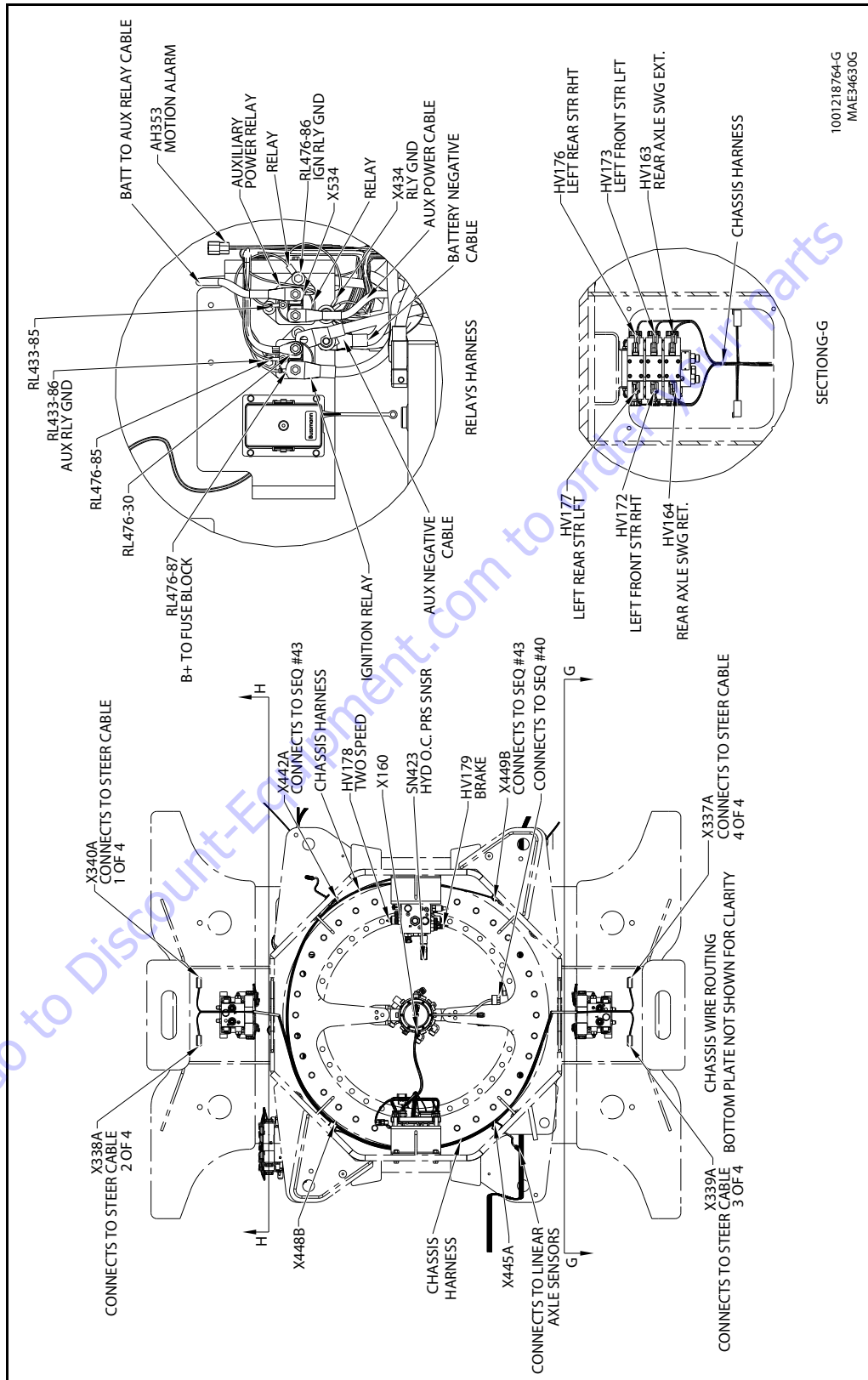


Figure 7-75. Chassis & Turntable Electrical Installation (LRC) - Sheet 7 of 10

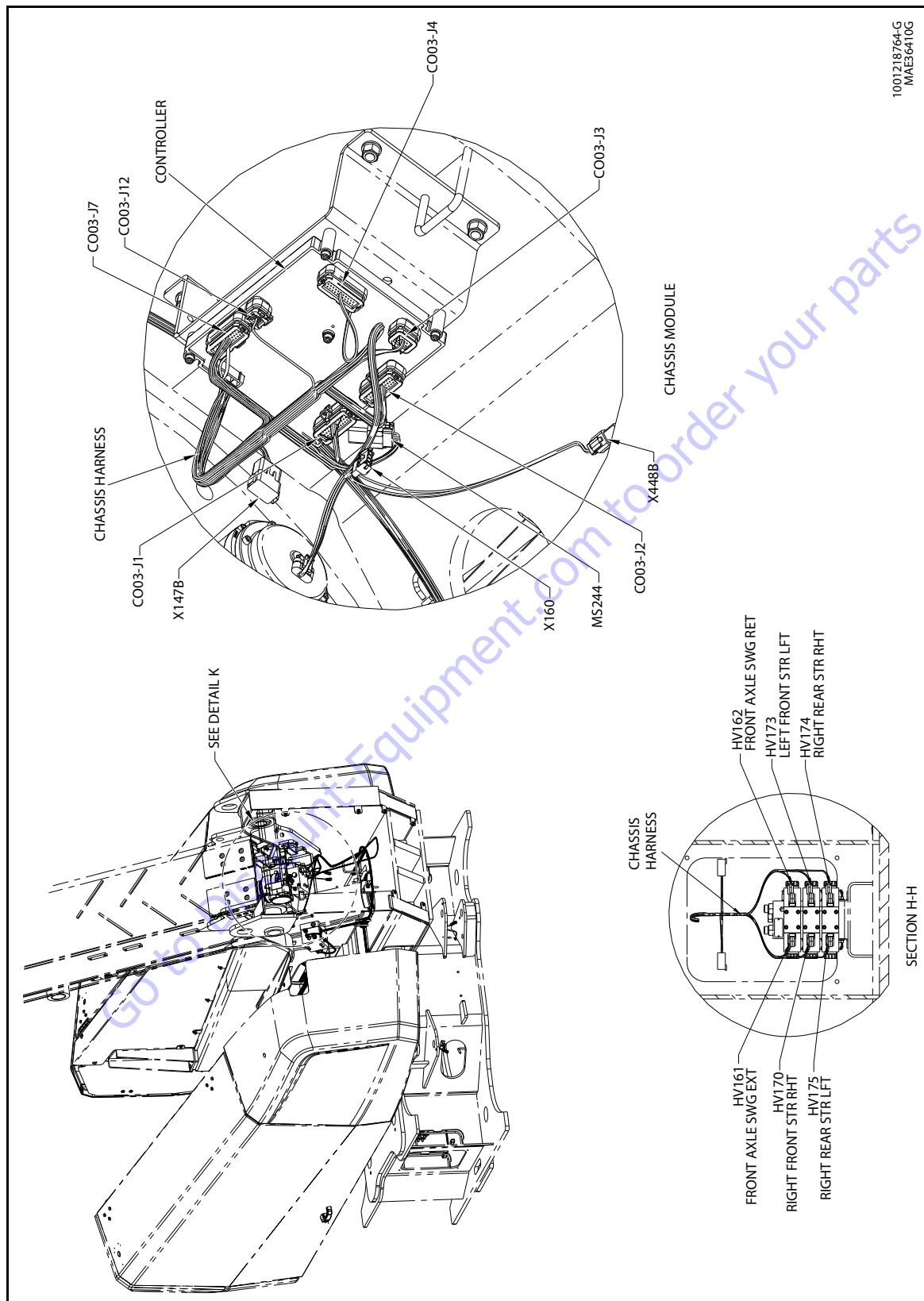


Figure 7-76. Chassis & Turntable Electrical Installation (LRC) - Sheet 8 of 10

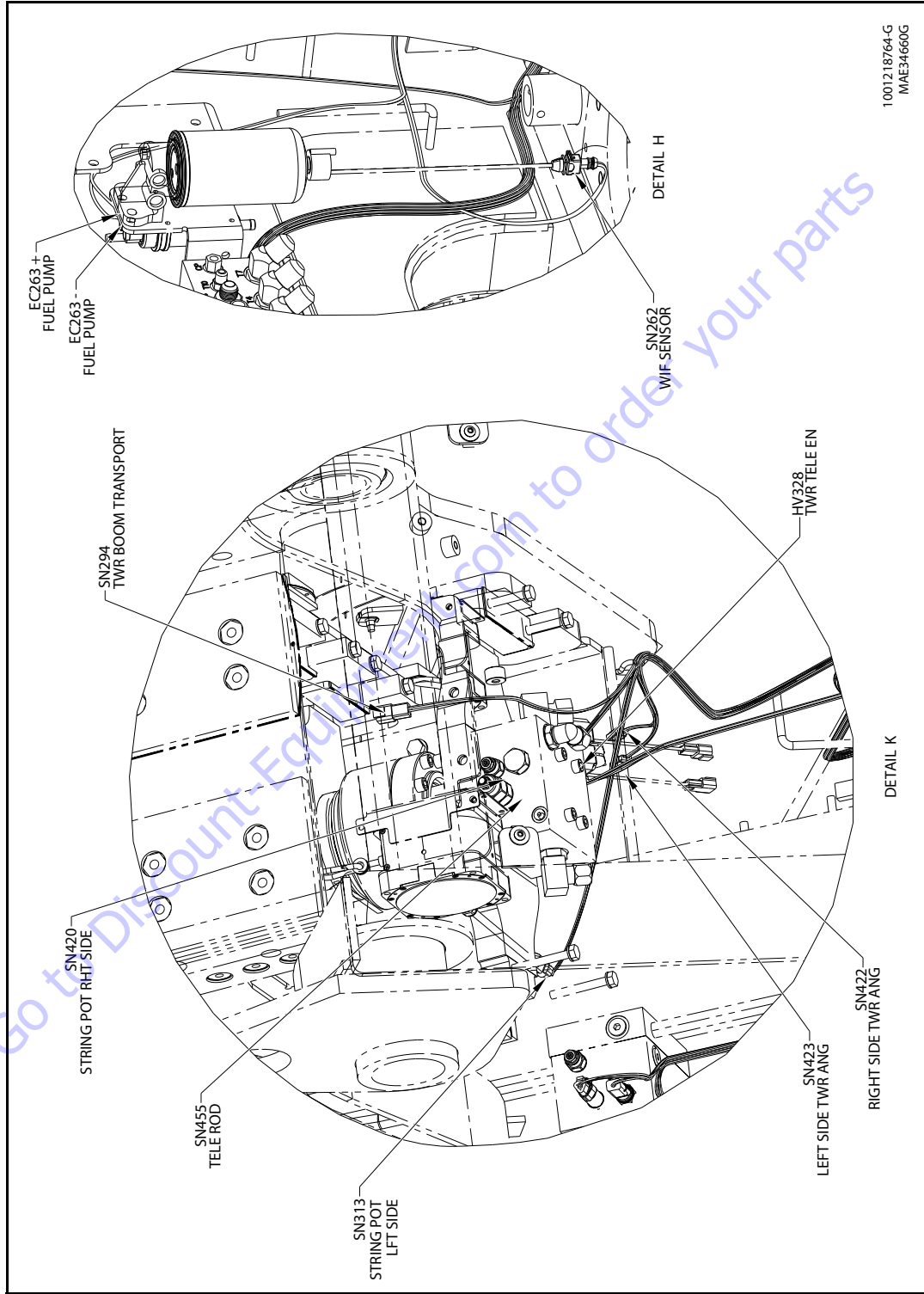


Figure 7-77. Chassis & Turntable Electrical Installation (LRC) - Sheet 9 of 10

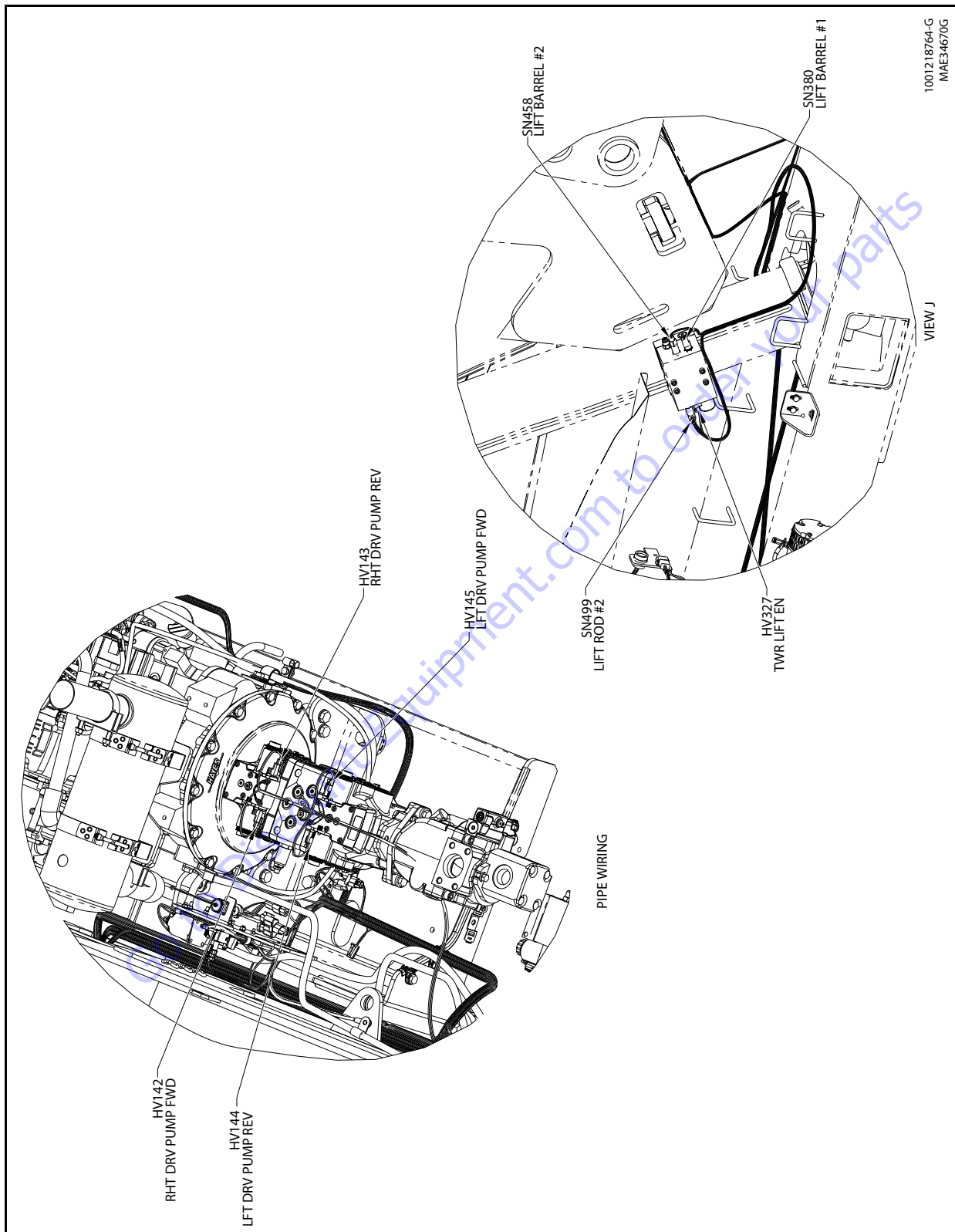


Figure 7-78. Chassis & Turntable Electrical Installation (LRC) - Sheet 10 of 10

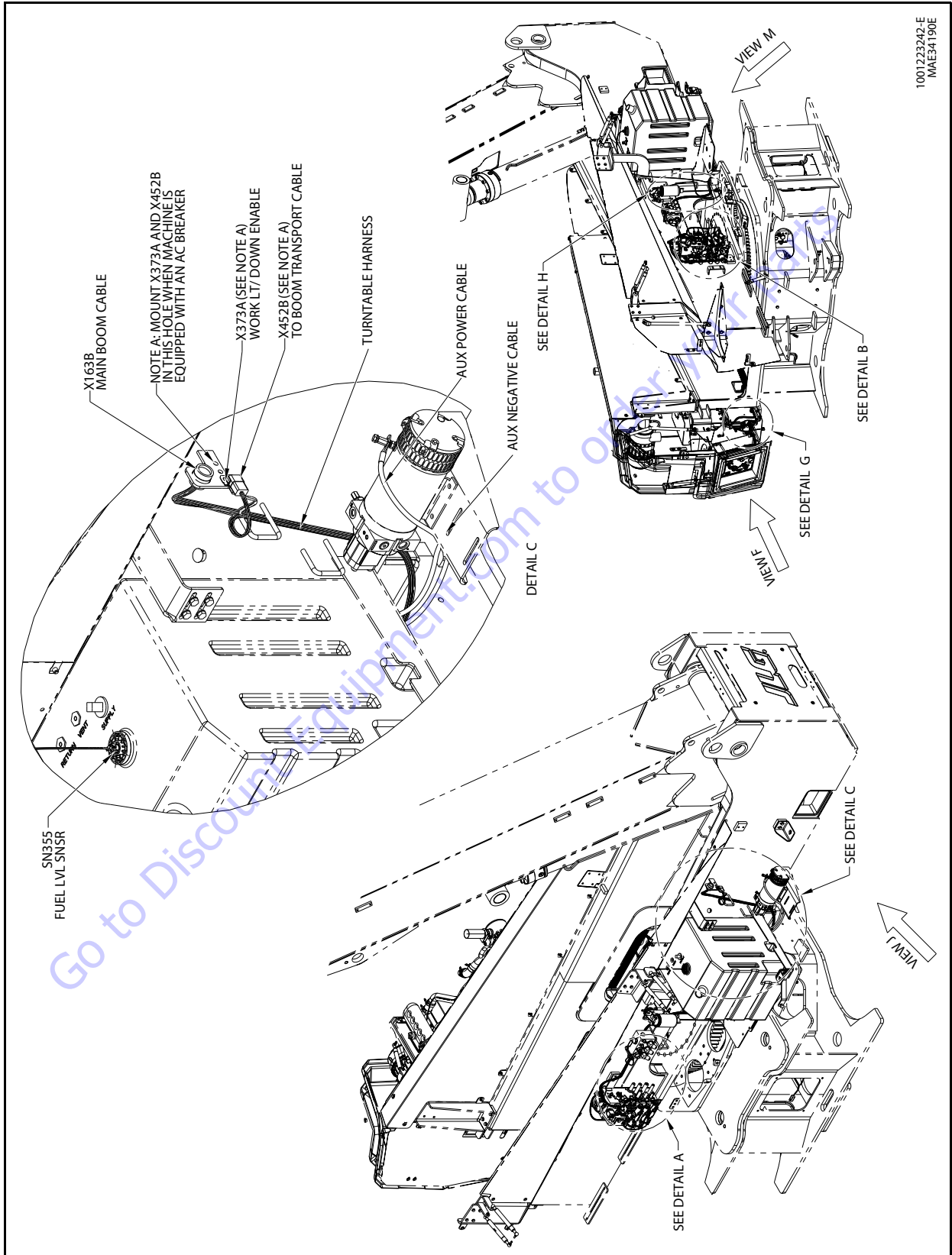


Figure 7-79. Chassis & Turntable Electrical Installation (LRC CE) - Sheet 1 of 11

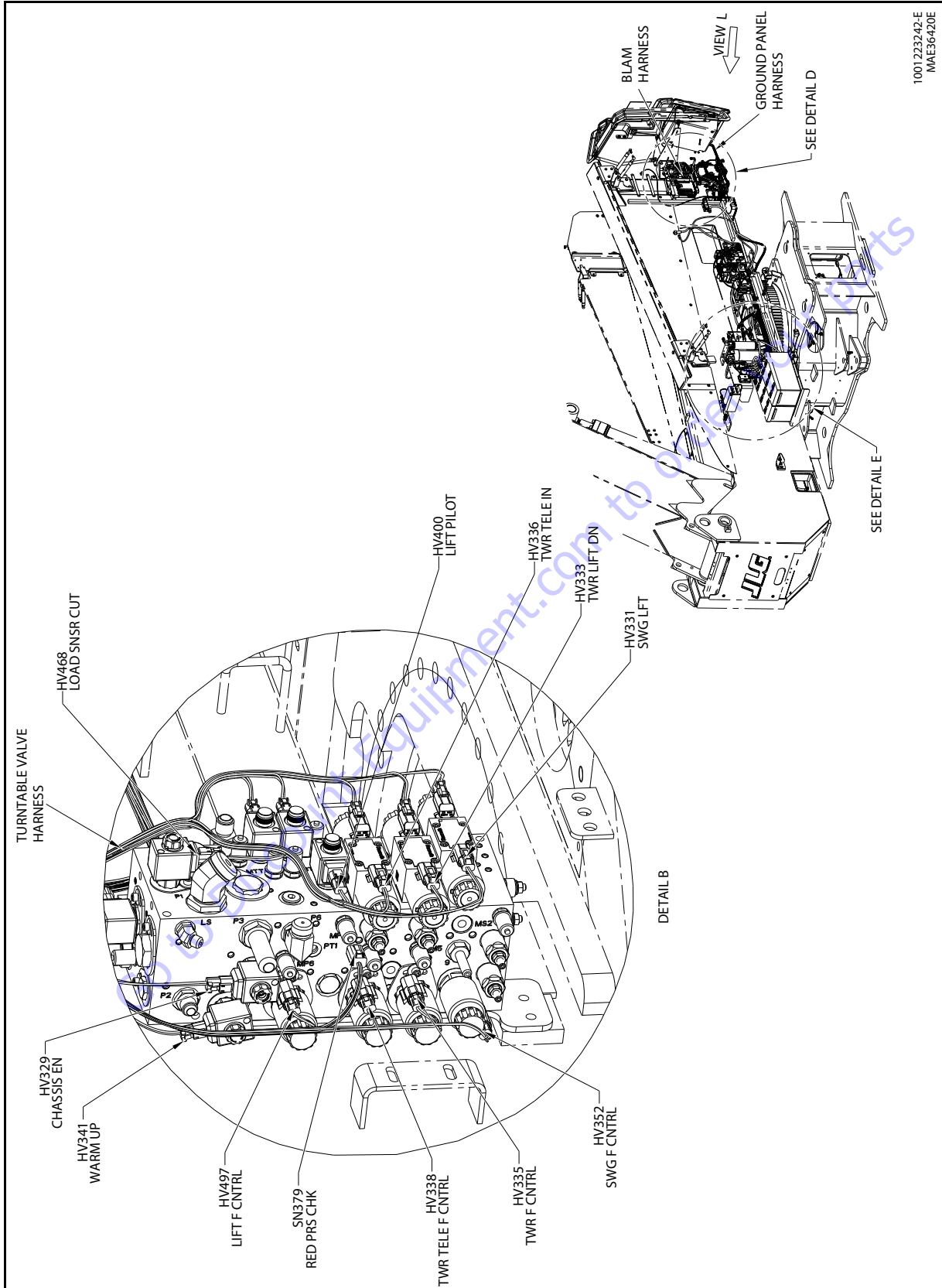
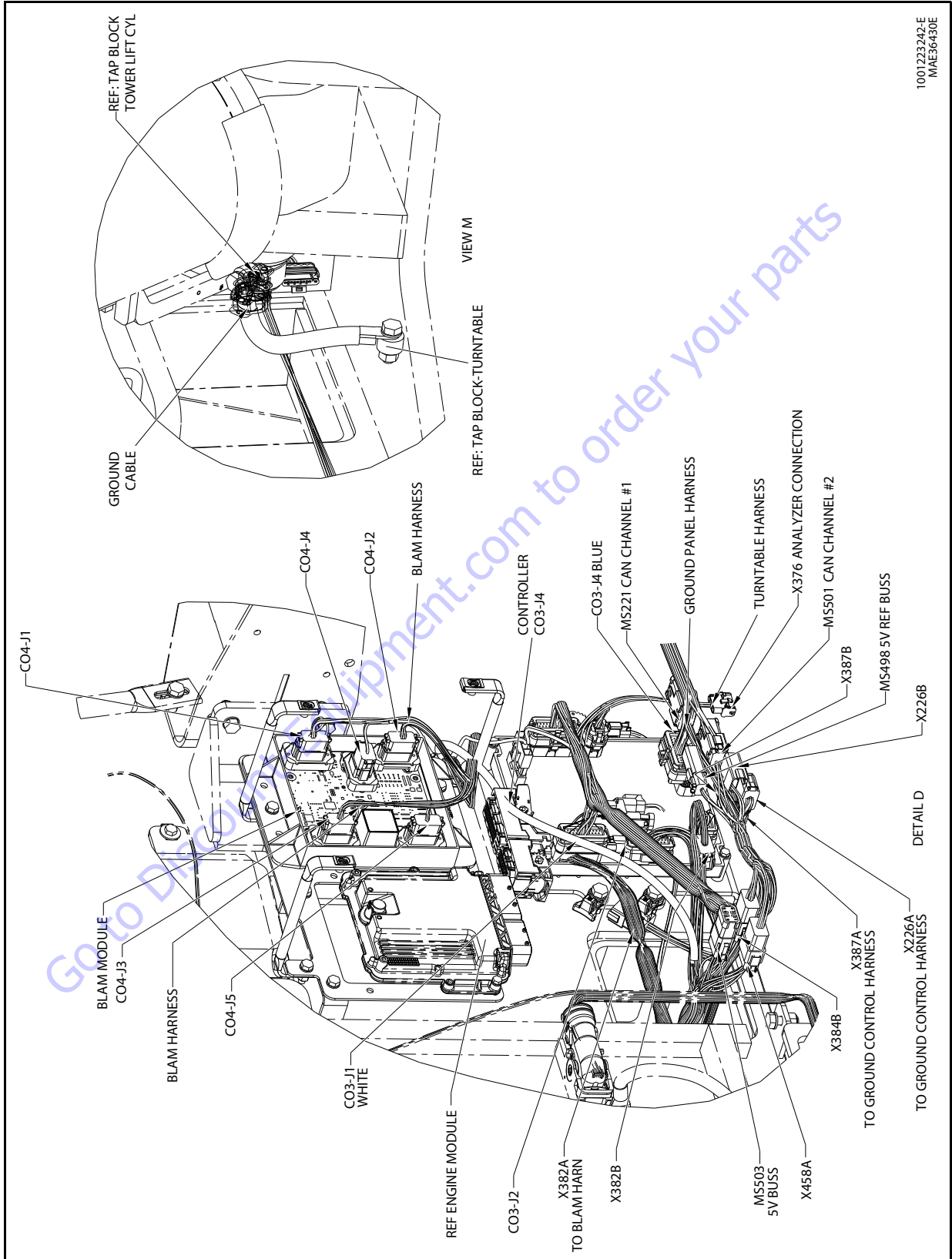


Figure 7-80. Chassis & Turntable Electrical Installation (LRC CE) - Sheet 2 of 11



100123242-E
MAE36430E

Figure 7-81. Chassis & Turntable Electrical Installation (LRC CE) - Sheet 3 of 11

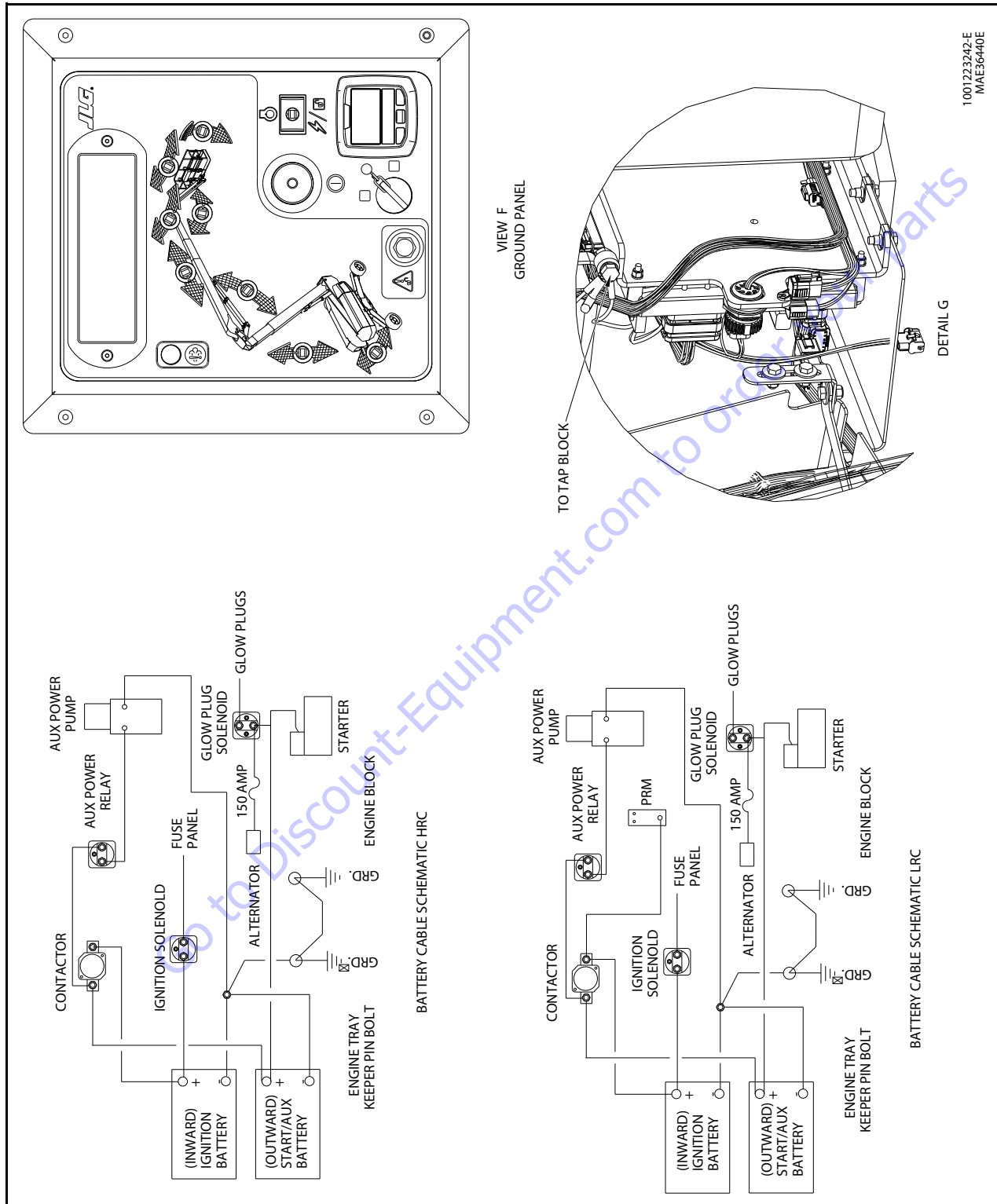


Figure 7-82. Chassis & Turntable Electrical Installation (LRC CE) - Sheet 4 of 11

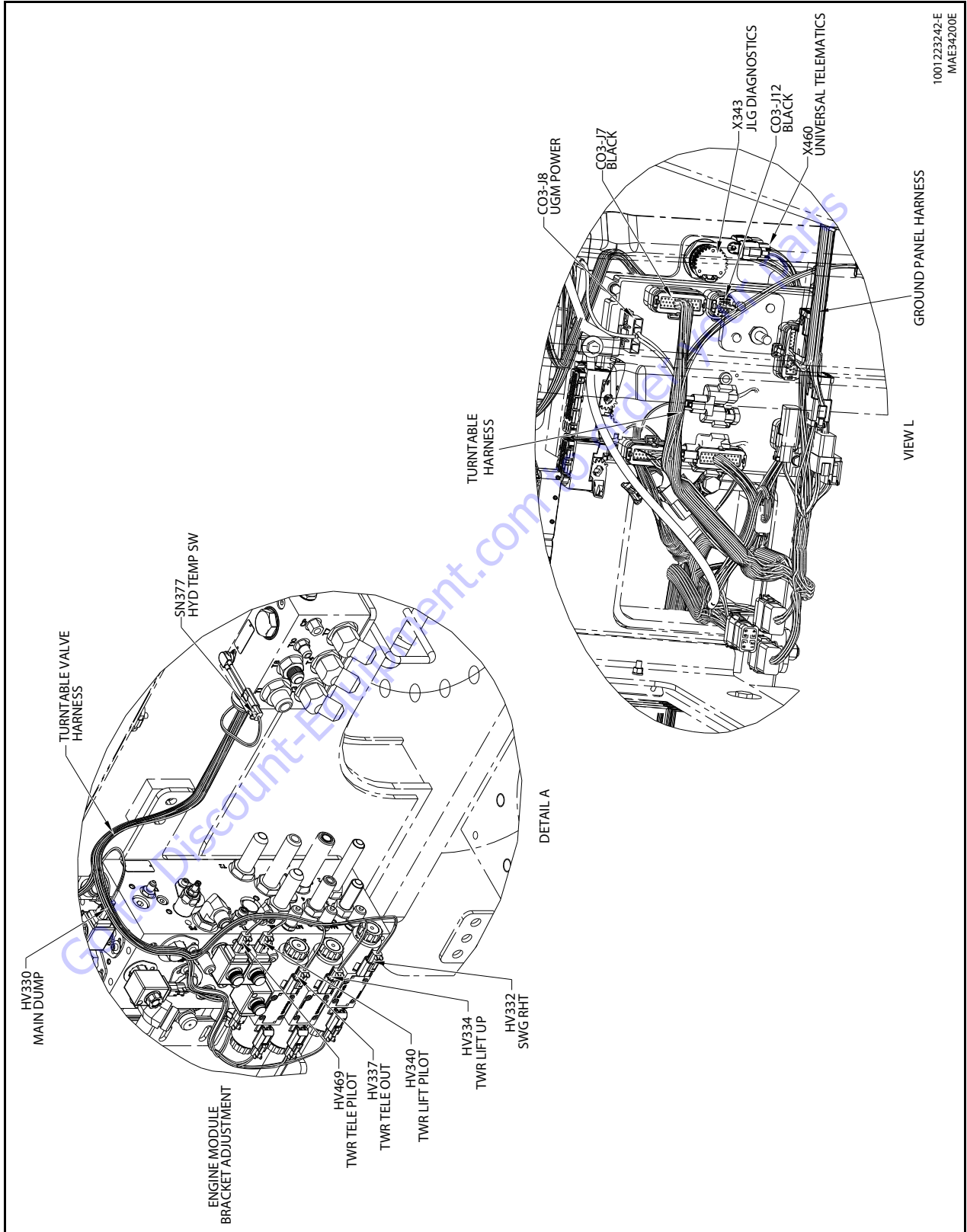


Figure 7-83. Chassis & Turntable Electrical Installation (LRC CE) - Sheet 5 of 11

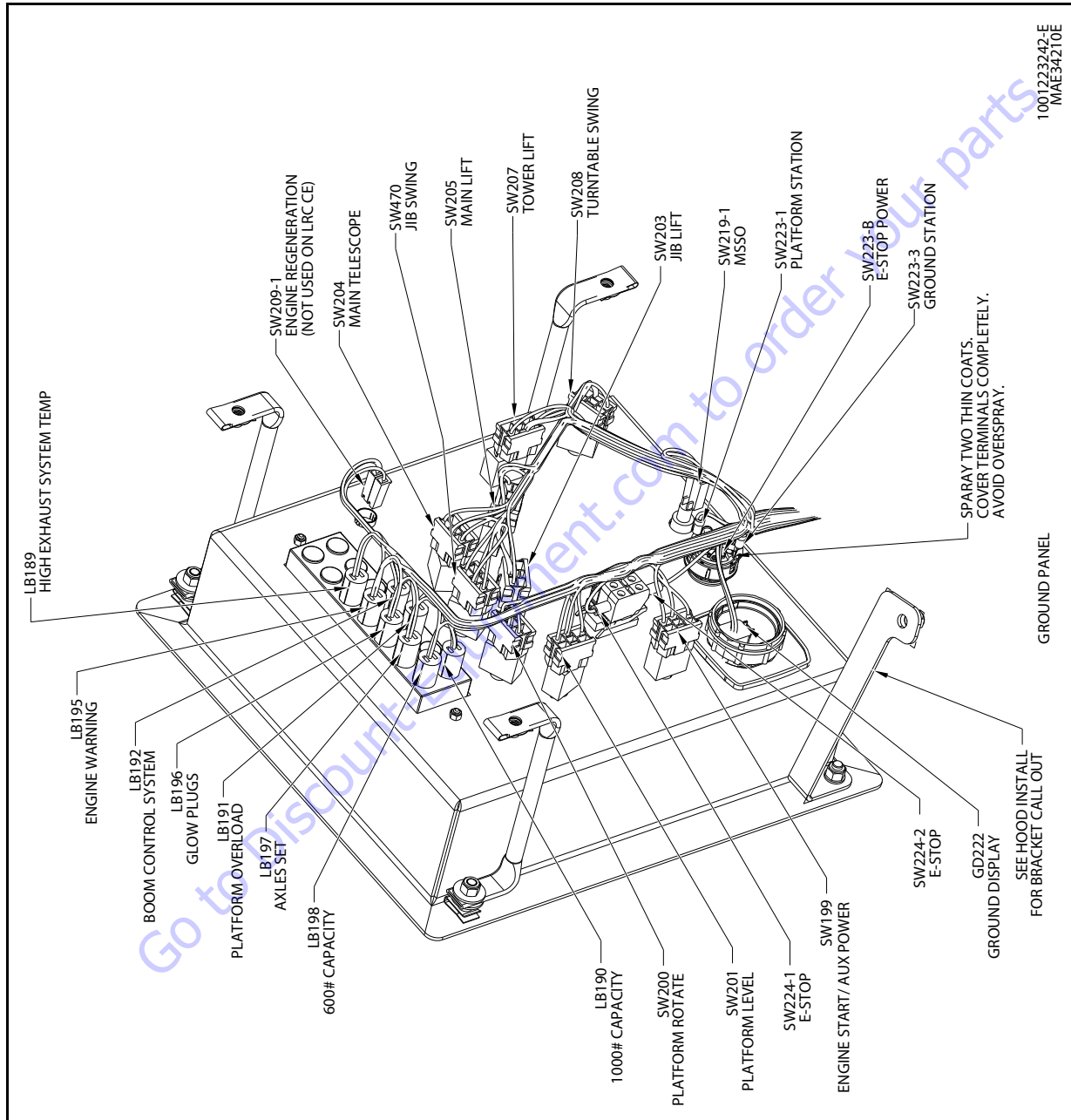
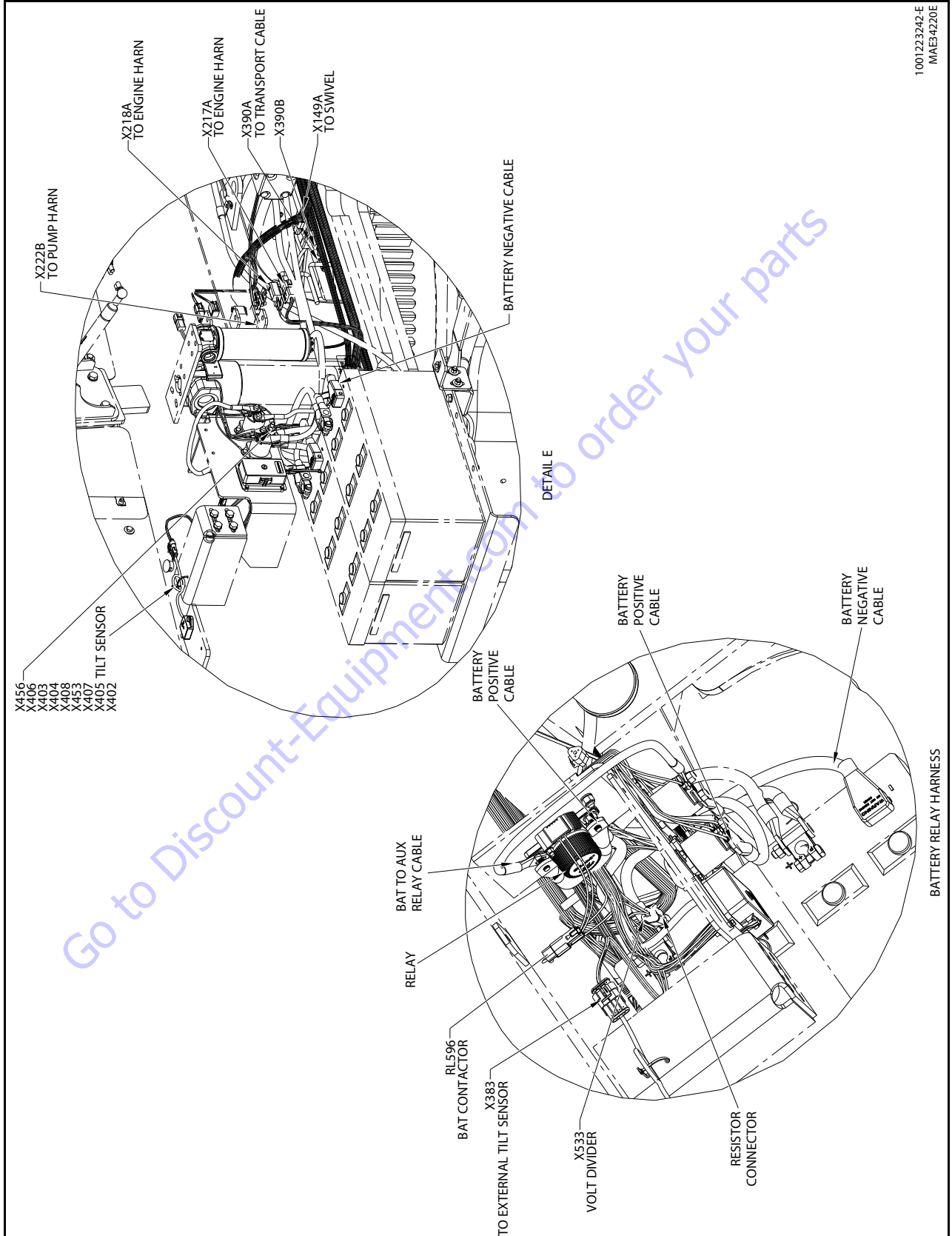


Figure 7-84. Chassis & Turntable Electrical Installation (LRC CE) - Sheet 6 of 11



1001223242-E
MAE3-4220E

Figure 7-85. Chassis & Turntable Electrical Installation (LRC CE) - Sheet 7 of 11

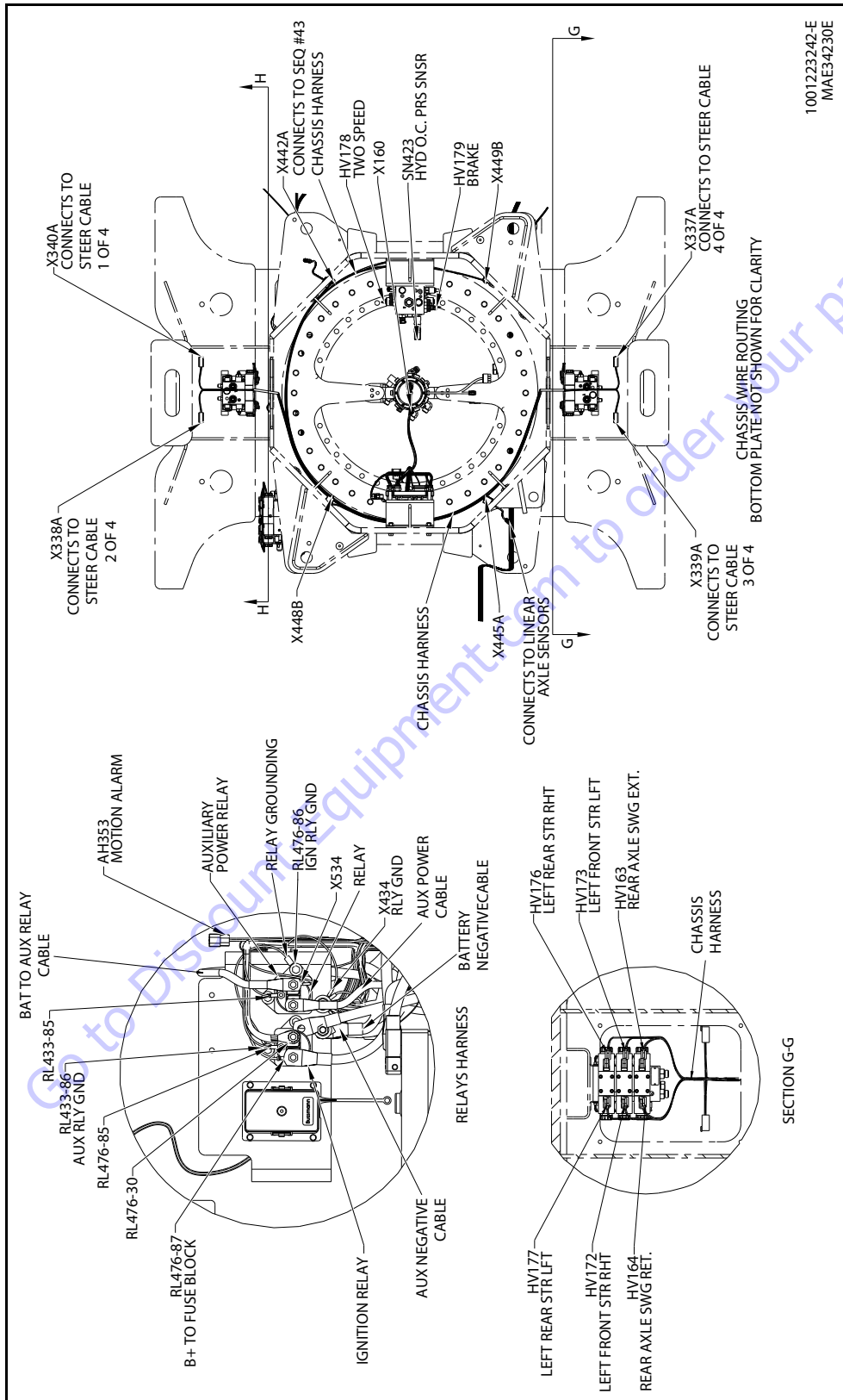
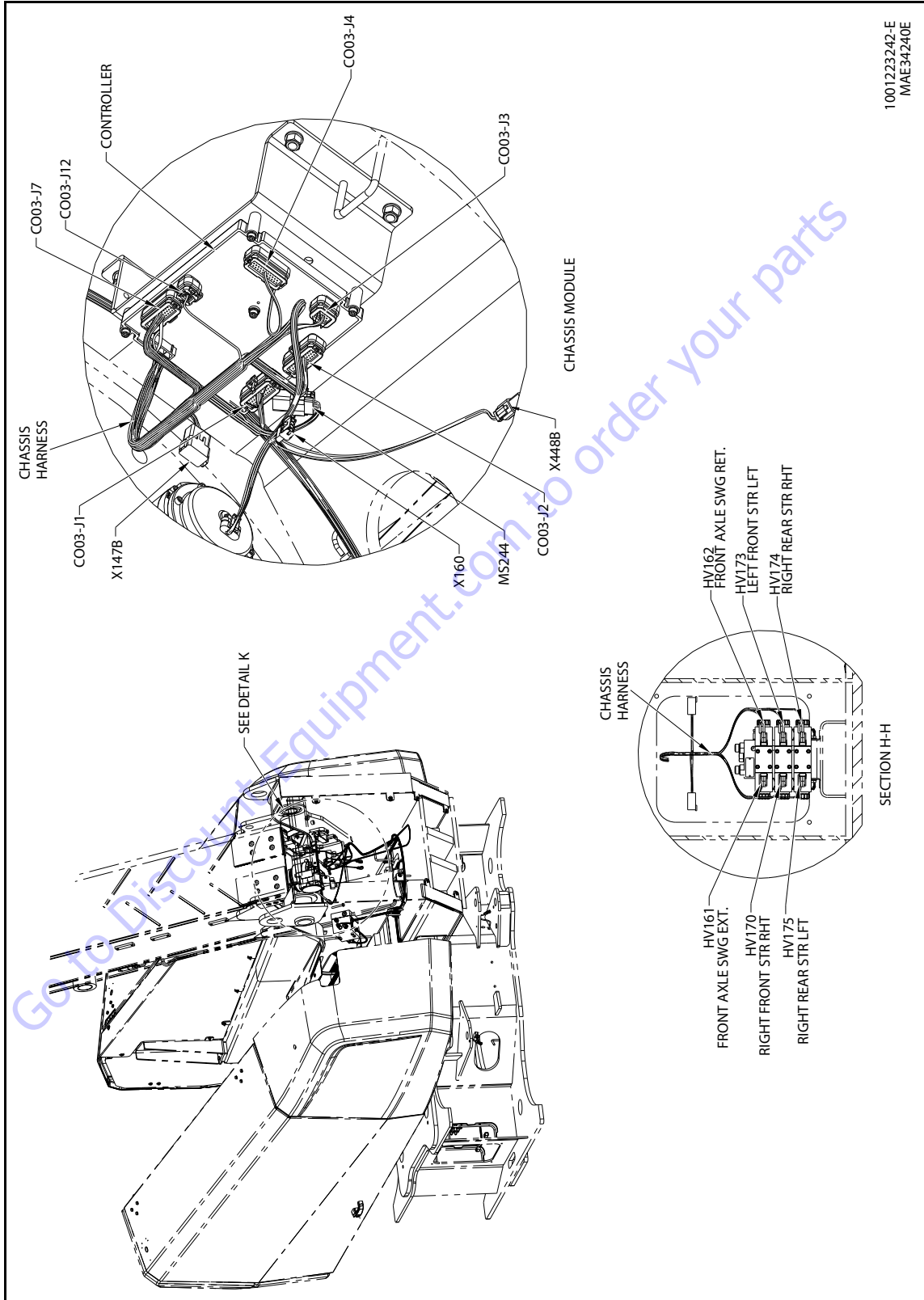


Figure 7-86. Chassis & Turntable Electrical Installation (LRC CE) - Sheet 8 of 11



1001223242-E
MAE34240E

Figure 7-87. Chassis & Turntable Electrical Installation (LRC CE) - Sheet 9 of 11

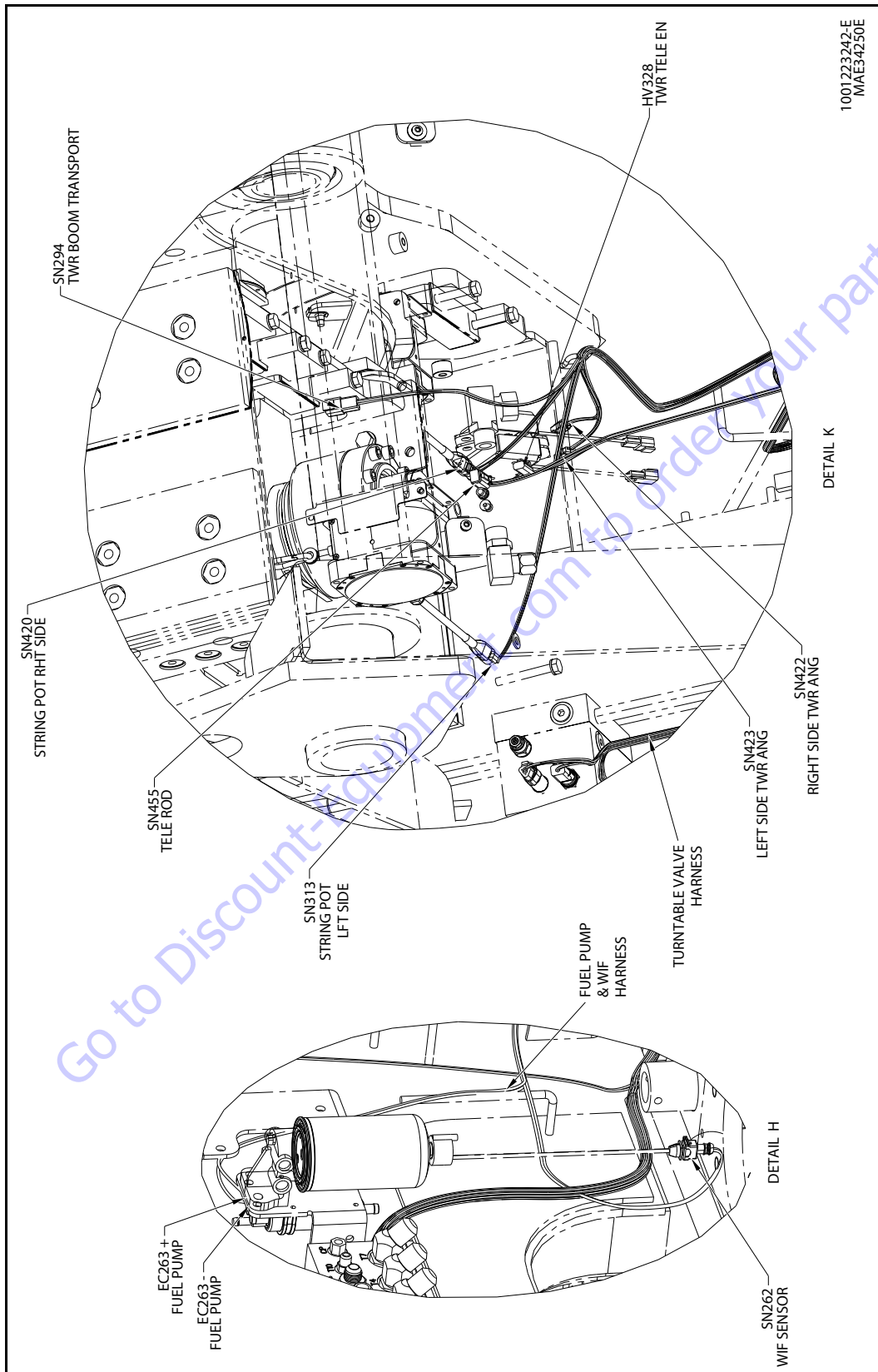


Figure 7-88. Chassis & Turntable Electrical Installation (LRC CE) - Sheet 10 of 11

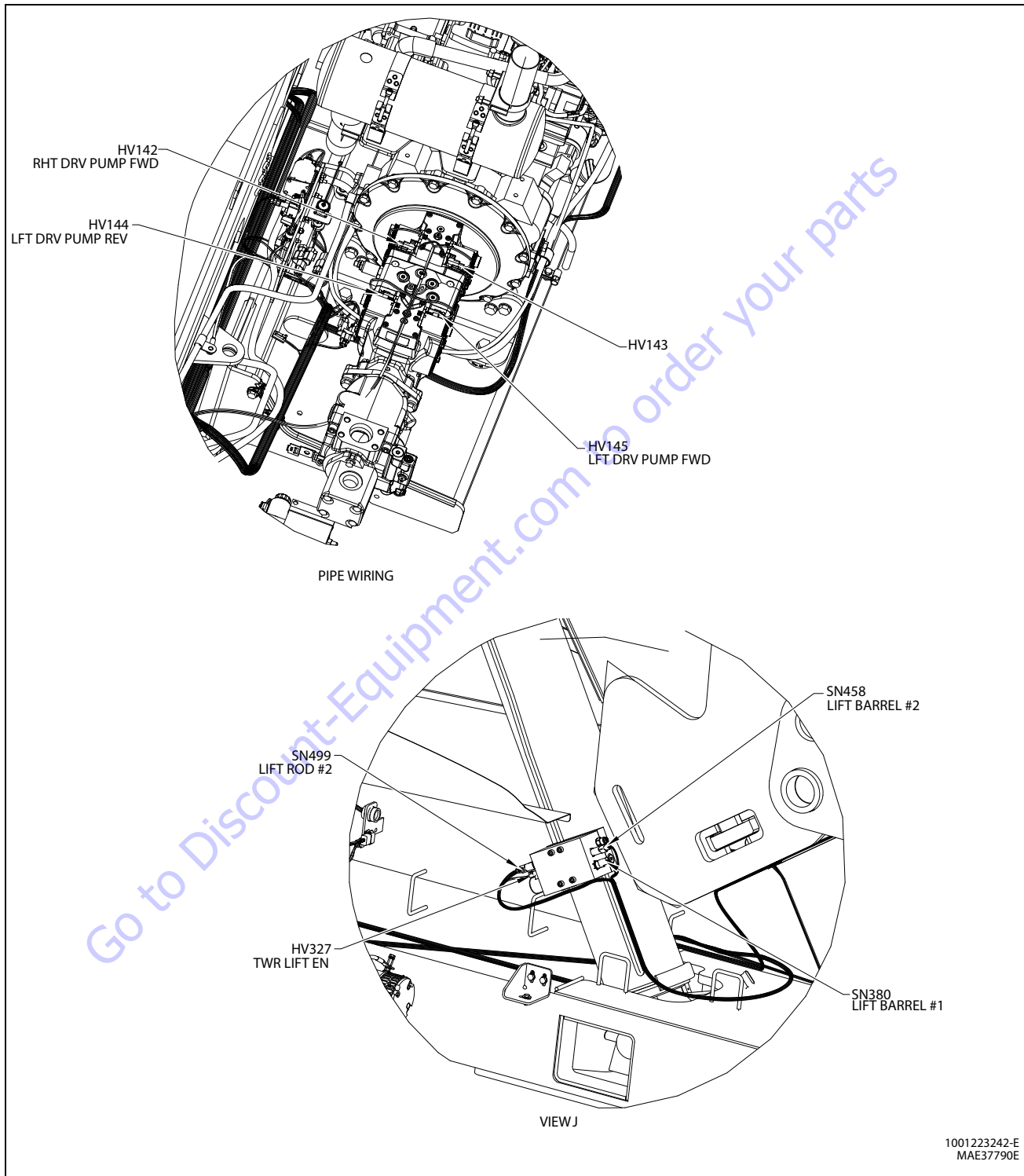
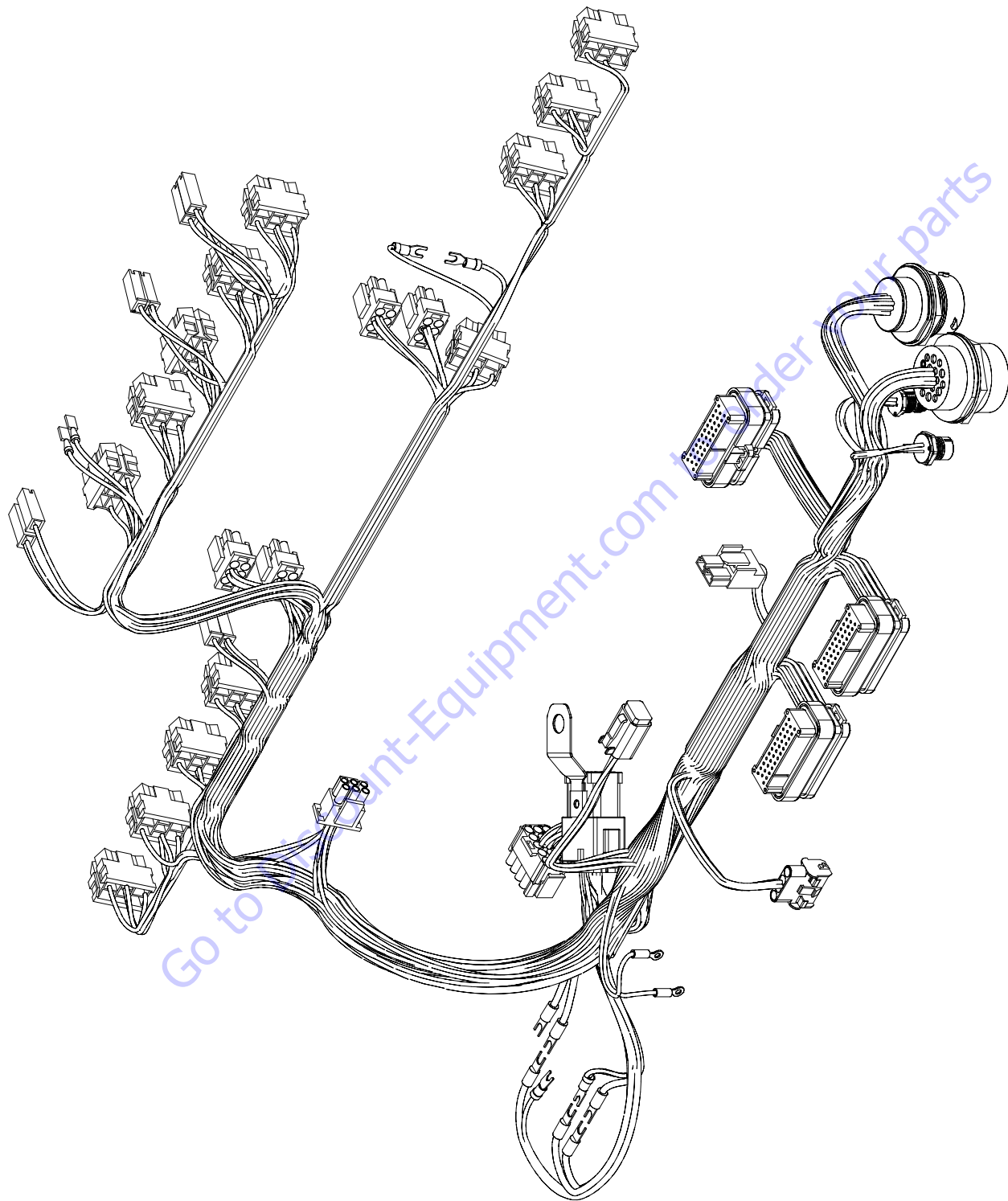


Figure 7-89. Chassis & Turntable Electrical Installation (LRC CE) - Sheet 11 of 11

1001223242-E
MAE37790E



100119637 D

Figure 7-90. Platform Harness (Without SkyGuard) - Sheet 1 of 12

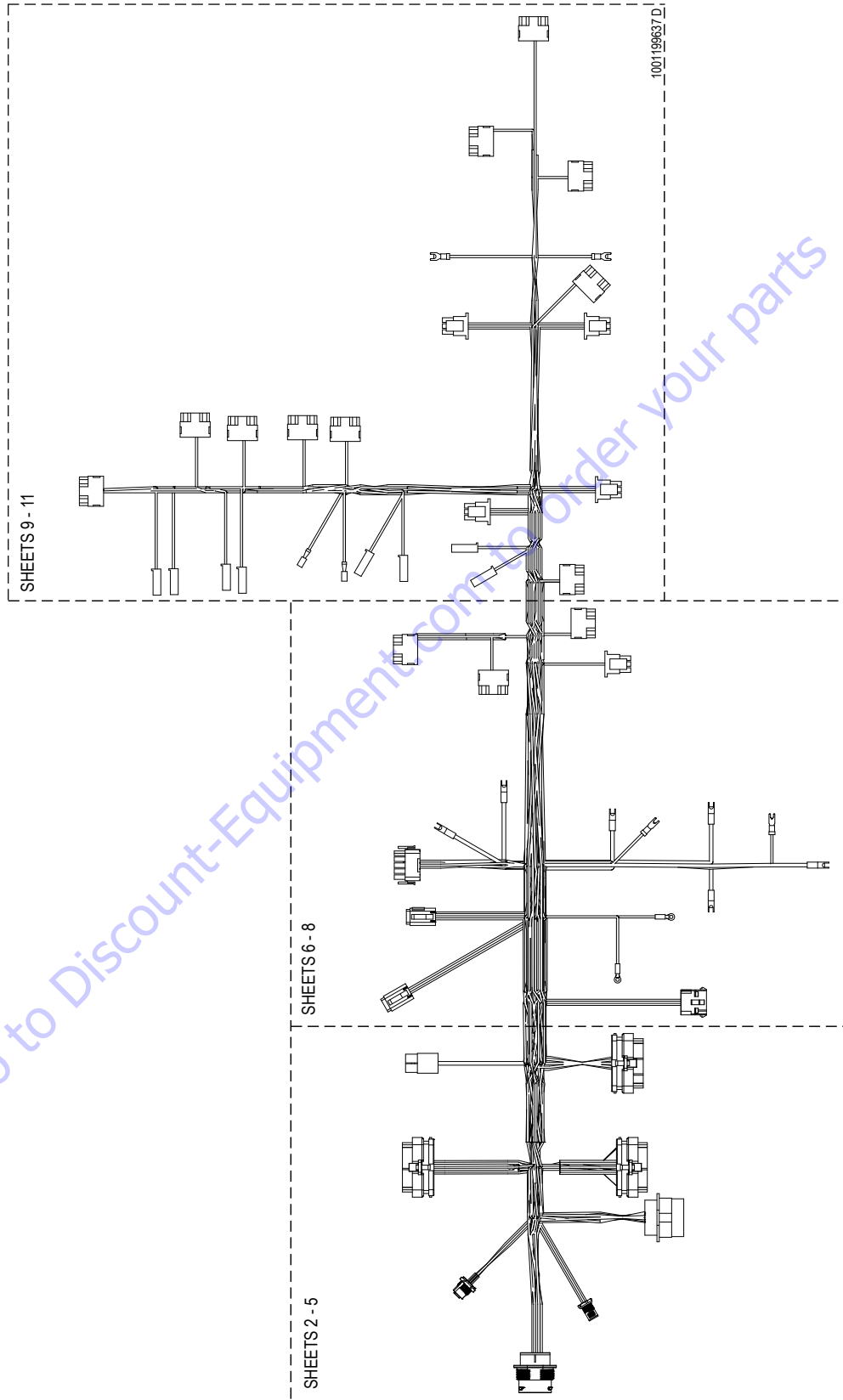
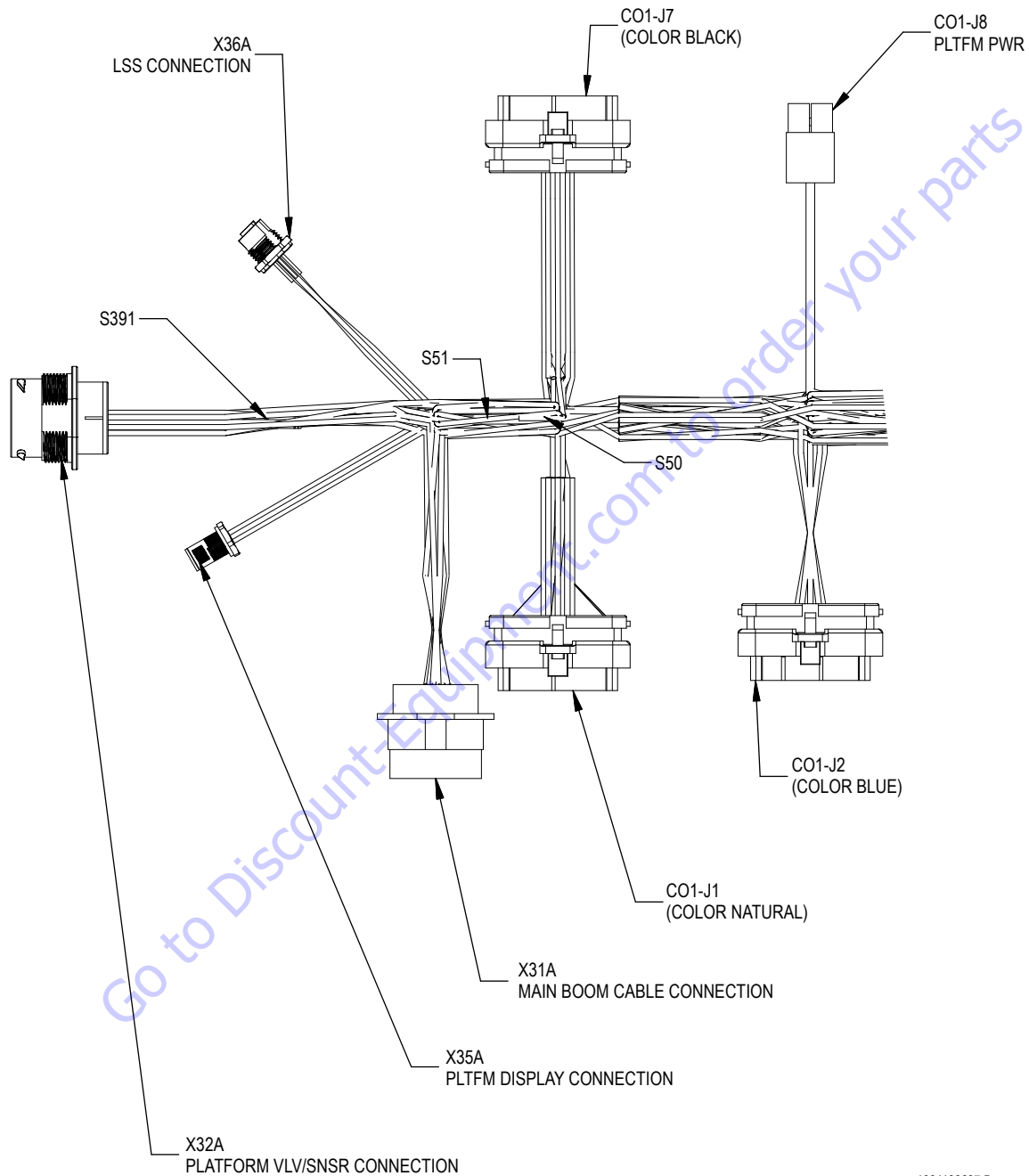


Figure 7-91. Platform Harness (Without SkyGuard) - Sheet 2 of 12



1001199637 D

Figure 7-92. Platform Harness (Without SkyGuard) - Sheet 3 of 12

SECTION 7 - BASIC ELECTRICAL INFORMATION & ELECTRICAL SCHEMATICS

S391					
CONN POS	WIRE COLOR	WIRE LABEL	GAUGE	JACKET	TO
1	WHT	50-2-3 PLTFM DUMP	16 AWG	GXL	X32A (18)
2	WHT	50-2-1 PLTFM DUMP	16 AWG	GXL	X31A (13)
2	WHT	50-2-2 PLTFM DUMP	16 AWG	GXL	X31A (15)

X36A (LSS CONNECTION)					
CONN POS	WIRE COLOR	WIRE LABEL	GAUGE	JACKET	TO
2	WHT	4-11 X43 PWR	20 AWG	CABLE	X32A (18)
3	BLU	49-10 X43 GND	20 AWG	CABLE	CO1-J7 (4)
4	BLK	CN H CH I	20 AWG	CABLE	MS156 (10)
5	GRY	CN L CH I	20 AWG	CABLE	MS156 (7)

S51					
CONN POS	WIRE COLOR	WIRE LABEL	GAUGE	JACKET	TO
1	WHT	25-4 PLVL DN	18 AWG	GXL	CO1-J7 (16)
2	WHT	25-4-1 PLVL DN	18 AWG	GXL	X32A (6)
2	WHT	25-4-2 LVL DN O/R	18 AWG	GXL	X31A (7)

S50					
CONN POS	WIRE COLOR	WIRE LABEL	GAUGE	JACKET	TO
1	WHT	25-3 PLVL UP	18 AWG	GXL	CO1-J7 (15)
2	WHT	25-3-1 PLVL UP	18 AWG	GXL	X32A (7)
2	WHT	25-3-2 LVL UP O/R	18 AWG	GXL	X31A (9)

CO1-J8 (PLTFM PWR)					
CONN POS	WIRE COLOR	WIRE LABEL	GAUGE	JACKET	TO
1	BLK	0-41	12 AWG	GXL	X44 (1)
2	YEL	2-0-4-3	12 AWG	GXL	X47 (1)

CO1-J7 (COLOR BLACK)					
CONN POS	WIRE COLOR	WIRE LABEL	GAUGE	JACKET	TO
1	YEL	2-5	18 AWG	GXL	X31A (11)
2	RED	1-4-3 PLTF MODE	18 AWG	GXL	SW33-2 (2)
3	YEL	2-4	18 AWG	GXL	X31A (4)
4	WHT	49-11 X43 PWR	20 AWG	CABLE	X36A (2)
5	WHT	23-3 PROT LFT	18 AWG	GXL	X32A (8)
6	WHT	23-4 PROT RHT	18 AWG	GXL	X32A (9)
7	BRN	49-13 X44 PWR	20 AWG	CABLE	X35A (1)
8	WHT	49-25 FT SW TO PLTFM	18 AWG	GXL	X04A (7)
9	WHT	52-4 GEN	18 AWG	GXL	X04A (1)
11	WHT	49-92 5V REF	18 AWG	GXL	X32A (1)
14	BLU	49-10 X43 GND	20 AWG	CABLE	X36A (3)
14	WHT	46-12 X44 GND	20 AWG	CABLE	X35A (2)
15	WHT	25-3 PLVL UP	18 AWG	GXL	S50 (1)
16	WHT	25-4 PLVL DN	18 AWG	GXL	S51 (1)
17	WHT	49-71 JIB STOW	18 AWG	GXL	X32A (14)
19	WHT	49-26 ALARM	18 AWG	GXL	AH52+ (1)
20	BLK	0-5	18 AWG	GXL	AH52- (1)
21	WHT	49-22 GND	18 AWG	GXL	X32A (3)
22	BLK	0-26	18 AWG	GXL	X04A (11)
25	WHT	27-6 JIB UP	18 AWG	GXL	X32A (10)
26	WHT	27-5 JIB DN	18 AWG	GXL	X32A (11)
27	WHT	59-4 JSWG RHT	18 AWG	GXL	X32A (19)
28	WHT	59-3 JSWG LFT	18 AWG	GXL	X32A (20)
29	BLK	0-4	18 AWG	GXL	X32A (12)
30	GRN	CN L CH I	18 AWG	GXL	MS156 (5)
31	YEL	CN H CH I	18 AWG	GXL	MS156 (2)
33	WHT	49-23 GND	18 AWG	GXL	X32A (17)

Figure 7-93. Platform Harness (Without SkyGuard) - Sheet 4 of 12

SECTION 7 - BASIC ELECTRICAL INFORMATION & ELECTRICAL SCHEMATICS

CO1-J2 (COLOR BLUE)					
CONN POS	WIRE COLOR	WIRE LABEL	GAUGE	JACKET	TO
1	WHT	59-1 JSWG RHT	18 AWG	GXL	SW12 (1)
2	WHT	59-2 JSWG LFT	18 AWG	GXL	SW12 (3)
3	YEL	2-8	18 AWG	GXL	X04A (8)
4	WHT	55-6 DOS SW	18 AWG	GXL	SW21 (1)
5	WHT	59-6 JIB STOW SW	18 AWG	GXL	SW16-2 (1)
6	WHT	49-1 TILT	18 AWG	GXL	GD01-J4 (5)
7	YEL	2-2 ENABLE	18 AWG	GXL	GD01-J2 (2)
8	WHT	47-2 SYS FAIL	18 AWG	GXL	GD01-J3 (6)
9	WHT	49-5 CREEP	18 AWG	GXL	GD01-J2 (1)
10	WHT	49-3 BRKN CABLE	18 AWG	GXL	GD01-J3 (5)
11	WHT	49-2 OVERLOAD	18 AWG	GXL	GD01-J4 (3)
12	WHT	54-1 600LB MODE	18 AWG	GXL	GD01-J4 (4)
13	WHT	54-2 1000LB MODE	18 AWG	GXL	GD01-J3 (4)
14	WHT	39-1 AXL SET	18 AWG	GXL	GD01-J3 (4)
15	WHT	52-1 GEN	18 AWG	GXL	GD01-J4 (2)
16	WHT	49-21 SFT SG LT	18 AWG	GXL	LB23+ (1)
17	WHT	48-1 ENG PREHEAT	18 AWG	GXL	GD01-J4 (6)
18	BLK	0-2	18 AWG	GXL	GD01-J2 (6)
19	WHT	49-4 BCS	18 AWG	GXL	GD01-J3 (1)
20	WHT	47-1 PLTFM LVL FAIL	18 AWG	GXL	GD01-J2 (3)
21	WHT	47-5 LW FUL	18 AWG	GXL	GD01-J2 (3)
22	WHT	47-1 FUL 1/4	18 AWG	GXL	GD01-J1 (1)
23	WHT	47-3 FUL 3/4	18 AWG	GXL	GD01-J1 (3)
24	WHT	47-2 FUL 1/2	18 AWG	GXL	GD01-J1 (2)
25	BLK	0-1	18 AWG	GXL	GD01-J1 (2)
26	WHT	49-9 ANALPWR	18 AWG	GXL	X03 (1)
27	WHT	49-6 ANALGND	18 AWG	GXL	X03 (4)
28	WHT	49-8 RX	18 AWG	GXL	X03 (2)
29	WHT	49-7 TX	18 AWG	GXL	X03 (3)
30	WHT	55-1 DRV ORNT	18 AWG	GXL	GD01-J3 (3)
33	YEL	2-7	18 AWG	GXL	X04A (2)
34	YEL	2-15	18 AWG	GXL	X04A (10)
35	WHT	47-4 FUL FULL	18 AWG	GXL	GD01-J1 (6)

CO1-J1 (COLOR NATURAL)					
CONN POS	WIRE COLOR	WIRE LABEL	GAUGE	JACKET	TO
1	WHT	5-1 TOWER UP	18 AWG	GXL	SW11 (1)
2	WHT	5-2 TOWER DN	18 AWG	GXL	SW11 (3)
4	WHT	50-5 DUMP PRS SW	18 AWG	GXL	X32A (15)
5	WHT	13-1 MTELE IN	18 AWG	GXL	SW14 (1)
6	WHT	13-2 MTELE OUT	18 AWG	GXL	SW14 (3)
7	WHT	23-1 PROT RHT	18 AWG	GXL	SW10 (1)
8	WHT	23-2 PROT LFT	18 AWG	GXL	SW10 (3)
9	WHT	25-1- PLVL UP	18 AWG	GXL	SW07 (1)
10	WHT	25-2 PLVL DN	18 AWG	GXL	SW07 (3)
11	WHT	27-1 JIB UP	18 AWG	GXL	SW13 (1)
12	WHT	27-2 JIB DN	18 AWG	GXL	SW13 (3)
13	BLK	0-3	18 AWG	GXL	SW18 (5)
14	WHT	48-3 STRT	18 AWG	GXL	SW15 (1)
15	WHT	53-1 AUX	18 AWG	GXL	SW15 (3)
16	WHT	55-2 CRB STR	18 AWG	GXL	SW06 (1)
17	WHT	55-3 CRD STR	18 AWG	GXL	SW06 (3)
18	YEL	2-1	18 AWG	GXL	SW05 (2)
19	WHT	49-64 JIB ENBL NC	18 AWG	GXL	X32A (21)
20	WHT	49-24 SOFT TOUCH	18 AWG	GXL	X04A (13)
21	WHT	54-3 CPCITY SW	18 AWG	GXL	SW20 (3)
22	WHT	46-16 ENVLP	18 AWG	GXL	SW19 (3)
23	WHT	39-2 AXL EXT	18 AWG	GXL	SW08 (1)
24	WHT	39-3 AXL RET	18 AWG	GXL	SW08 (3)
25	WHT	49-18 PLVL 1	18 AWG	GXL	X32A (2)
26	WHT	49-17 PLVL 2	18 AWG	GXL	X32A (16)
27	WHT	48-2 TWO SPD	18 AWG	GXL	SW05 (3)
28	WHT	48-1 ENG SPD	18 AWG	GXL	SW05 (1)
29	WHT	49-15 SFT SG SW	18 AWG	GXL	SW17-2 (1)
30	WHT	52-3 HEAD/TAIL LT	18 AWG	GXL	SW157-2(1)
31	WHT	52-2 HORN	18 AWG	GXL	SW09-2 (1)
32	WHT	49-14 CREEP	18 AWG	GXL	SW18 (2)
33	WHT	49-65 JIB ENBL NO	18 AWG	GXL	X32A (4)
34	WHT	55-4 POT REF	18 AWG	GXL	SW18 (4)
35	WHT	55-5 PUMP POT	18 AWG	GXL	SW18 (6)

Figure 7-94. Platform Harness (Without SkyGuard) - Sheet 5 of 12

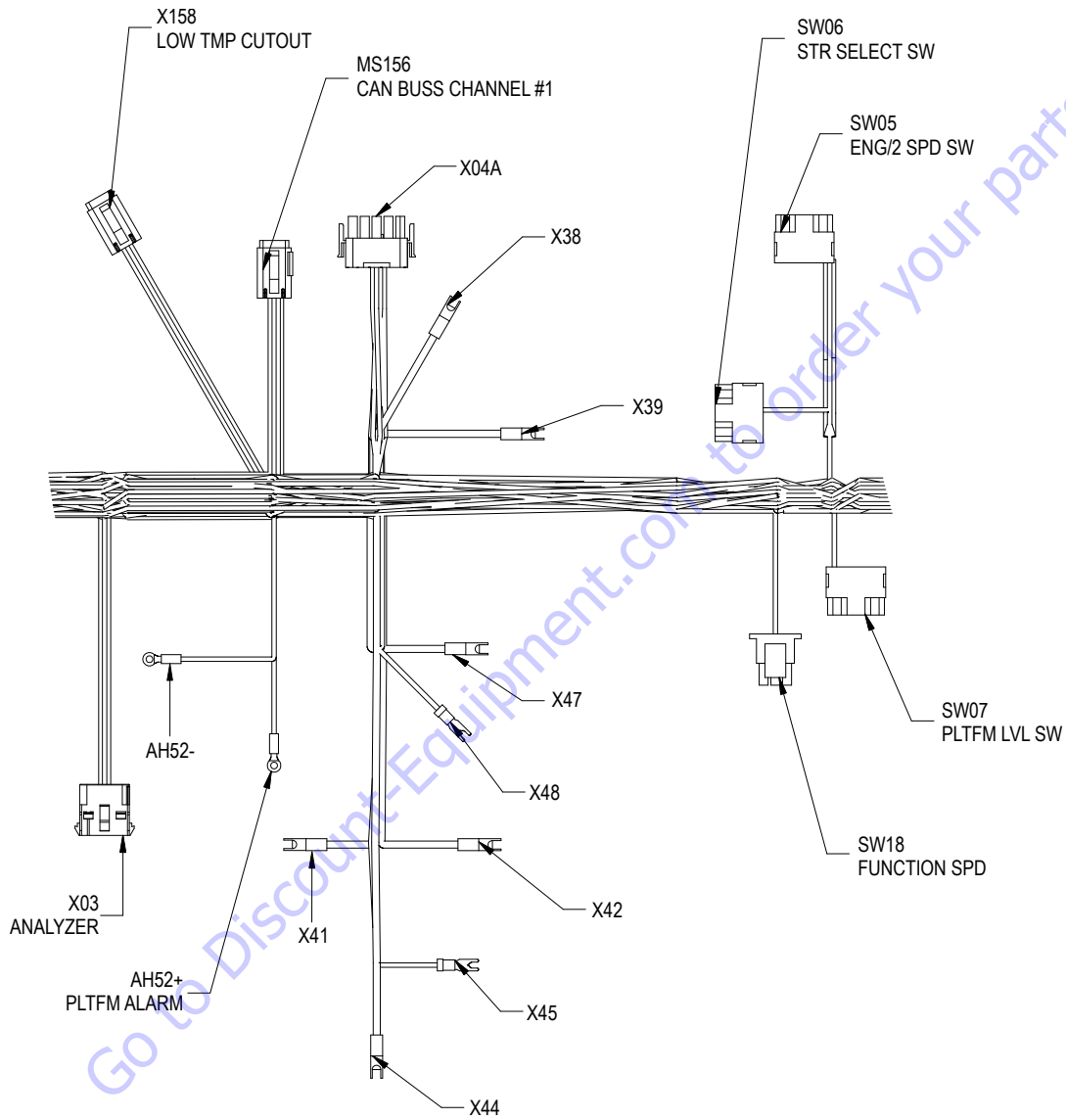
SECTION 7 - BASIC ELECTRICAL INFORMATION & ELECTRICAL SCHEMATICS

X31A (MAIN BOOM CABLE CONNECTION)					
CONN POS	WIRE COLOR	WIRE LABEL	GAUGE	JACKET	TO
2	GRN	CN L CH I	18 AWG	GXL	MS156 (4)
3	YEL	CN H CH I	18 AWG	GXL	MX156 (1)
4	YEL	2-4	18 AWG	GXL	CO1-J7 (3)
5	RED	1-4-3 PLTFM MODE	18 AWG	GXL	CO1-J7 (3)
7	WHIT	25-4-2 LVL DN O/R	18 AWG	GXL	S51 (2)
9	WHIT	25-3-2 LVL UP O/R	18 AWG	GXL	S50 (2)
10	YEL	2-0-4-2	12 AWG	GXL	X42 (1)
11	YEL	2-5	18 AWG	GXL	CO1-J7 (1)
12	YEL	2-0-4-1	12 AWG	GXL	X41 (1)
13	WHT	50-2-1 PLTFM DUMP	16 AWG	GXL	S391 (2)
15	WHT	50-2-2 PLTFM DUMP	16 AWG	GXL	S391 (2)
16	BLK	0-72	12 AWG	GXL	X39 (1)
18	BLK	0-71	12 AWG	GXL	X38 (1)

X35A (PLTFM DISPLAY CONNECTION)					
CONN POS	WIRE COLOR	WIRE LABEL	GAUGE	JACKET	TO
1	BRN	49-13 X44 PWR	20 AWG	CABLE	CO1-J7 (7)
2	WHT	49-12 X44 GND	20 AWG	CABLE	CO1-J7 (14)
3	BLU	CN H CH I	20 AWG	CABLE	MS156 (11)
4	BLK	CN L CH I	20 AWG	CABLE	MS156 (8)

X32A (PLATFORM VLV/SNSR CONNECTION)					
CONN POS	WIRE COLOR	WIRE LABEL	GAUGE	JACKET	TO
1	WHT	49-92 5V REF	18 AWG	GXL	CO1-J7 (11)
2	WHT	49-18 PLVL I	18 AWG	GXL	CO1-J1 (25)
3	WHT	49-22 GND	18 AWG	GXL	CO1-J7 (21)
4	WHT	49-65 JIB ENBL NO	18 AWG	GXL	CO1-J1 (33)
6	WHT	25-4-1 PLVL DN	18 AWG	GXL	S51 (2)
7	WHT	25-3-1 PLVL UP	18 AWG	GXL	S50 (2)
8	WHT	23-3 PROT LFT	18 AWG	GXL	CO1-J7 (5)
9	WHT	23-4 PROT RHT	18 AWG	GXL	CO1-J7 (6)
10	WHT	27-6 JIB UP	18 AWG	GXL	CO1-J7 (25)
11	WHT	27-5 JIB DN	18 AWG	GXL	CO1-J7 (26)
12	BLK	0-4	18 AWG	GXL	CO1-J7 (29)
13	YEL	2-0-4-5	16 AWG	GXL	X48 (1)
14	WHT	49-71 JIB STOW	18 AWG	GXL	CO1-J7 (17)
15	WHT	50-5 DUMP PRS SW	18 AWG	GXL	CO1-J1 (4)
16	WHT	49-17 PLVL 2	18 AWG	GXL	CO1-J1 (26)
17	WHT	49-23 GND	18 AWG	GXL	CO1-J7 (33)
18	WHT	50-2-3 PLTFM DUMP	16 AWG	GXL	S391 (1)
19	WHT	59-4 JSWG RHT	18 AWG	GXL	CO1-J7 (27)
20	WHT	59-3 JSWG LFT	18 AWG	GXL	CO1-J7 (28)
21	WHT	49-64 JIB ENBL NC	18 AWG	GXL	CO1-J1 (19)

Figure 7-95. Platform Harness (Without SkyGuard) - Sheet 6 of 12



1001199637 D

Figure 7-96. Platform Harness (Without SkyGuard) - Sheet 7 of 12

SECTION 7 - BASIC ELECTRICAL INFORMATION & ELECTRICAL SCHEMATICS

X03 (ANALYZER)					
CONN POS	WIRE COLOR	WIRE LABEL	GAUGE	JACKET	TO
1	WHT	49-9 ANALPWR	18 AWG	GXL	CO1-J2 (26)
2	WHT	49-8 RX	18 AWG	GXL	CO1-J2 (28)
3	WHT	49-7 TX	18 AWG	GXL	CO1-J2 (29)
4	WHT	49-6 ANALGND	18 AWG	GXL	CO1-J2 (27)

AH52- (PLTFM ALARM)					
CONN POS	WIRE COLOR	WIRE LABEL	GAUGE	JACKET	TO
1	BLK	0-5	18 AWG	GXL	CO1-J7 (20)

AH52+ (PLTFM ALARM)					
CONN POS	WIRE COLOR	WIRE LABEL	GAUGE	JACKET	TO
1	WHT	49-26 ALARM	18 AWG	GXL	CO1-J7 (19)

X41					
CONN POS	WIRE COLOR	WIRE LABEL	GAUGE	JACKET	TO
1	YEL	2-0-4-1	12 AWG	GXL	X31A (12)

X44					
CONN POS	WIRE COLOR	WIRE LABEL	GAUGE	JACKET	TO
1	BLK	0-41	12 AWG	GXL	CO1-J8 (1)

X45					
CONN POS	WIRE COLOR	WIRE LABEL	GAUGE	JACKET	TO
1	BLK	0-41-7	18 AWG	GXL	X158 (2)

X42					
CONN POS	WIRE COLOR	WIRE LABEL	GAUGE	JACKET	TO
1	YEL	2-0-4-2	12 AWG	GXL	X31A (10)

X48					
CONN POS	WIRE COLOR	WIRE LABEL	GAUGE	JACKET	TO
1	YEL	2-0-4-4	18 AWG	GXL	X158 (1)
1	YEL	2-0-4-5	16 AWG	GXL	X32A (13)

X47					
CONN POS	WIRE COLOR	WIRE LABEL	GAUGE	JACKET	TO
1	YEL	2-0-4-3	12 AWG	GXL	CO1-J8 (2)

SW18 (FUNCTION SPD)					
CONN POS	WIRE COLOR	WIRE LABEL	GAUGE	JACKET	TO
2	WHT	49-14 CREEP	18 AWG	GXL	CO1-J1 (32)
3	YEL	2-1	18 AWG	GXL	SW09-1 (1)
3	YEL	2-1	18 AWG	GXL	SW16-1 (1)
4	WHT	55-4 POT REF	18 AWG	GXL	CO1-J1 (34)
5	BLK	0-3	18 AWG	GXL	CO1-J1 (13)
6	WHT	55-5 PUMP	18 AWG	GXL	CO1-J1 (35)

SW07 (PLTFM LVL SW)					
CONN POS	WIRE COLOR	WIRE LABEL	GAUGE	JACKET	TO
1	WHT	25-1 PLVL UP	18 AWG	GXL	CO1-J1 (9)
2	YEL	2-1	18 AWG	GXL	SW06 (2)
2	YEL	2-1	18 AWG	GXL	SW08 (2)
3	WHT	25-2 PLVL DN	18 AWG	GXL	CO1-J1 (10)

SW05 (ENG/2 SPD SW)					
CONN POS	WIRE COLOR	WIRE LABEL	GAUGE	JACKET	TO
1	WHT	48-1 ENG SPD	18 AWG	GXL	CO1-J1 (28)
2	YEL	2-1	18 AWG	GXL	CO1-J1 (18)
2	YEL	2-1	18 AWG	GXL	SW06 (2)
3	WHT	48-2 TWO SPD	18 AWG	GXL	CO1-J1 (27)

SW06 (STR SELECT SW)					
CONN POS	WIRE COLOR	WIRE LABEL	GAUGE	JACKET	TO
1	WHT	55-2 CRB STR	18 AWG	GXL	CO1-J1 (16)
2	YEL	2-1	18 AWG	GXL	SW05 (2)
2	YEL	2-1	18 AWG	GXL	SW07 (2)
3	WHT	55-3 CRD STR	18 AWG	GXL	C

Figure 7-97. Platform Harness (Without SkyGuard) - Sheet 8 of 12

SECTION 7 - BASIC ELECTRICAL INFORMATION & ELECTRICAL SCHEMATICS

X39					
CONN POS	WIRE COLOR	WIRE LABEL	GAUGE	JACKET	TO
1	BLK	0-72	12 AWG	GXL	X31A (16)

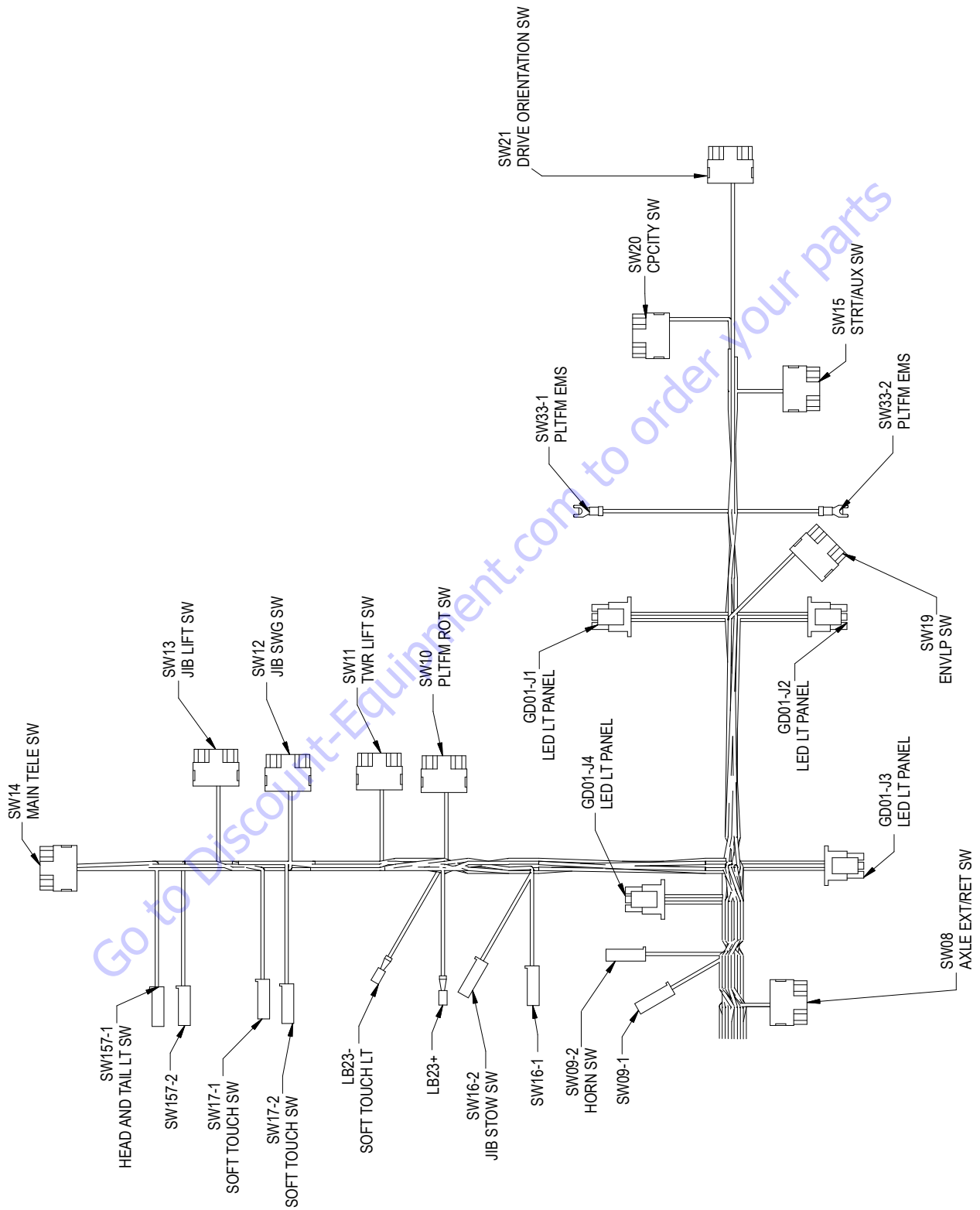
X38					
CONN POS	WIRE COLOR	WIRE LABEL	GAUGE	JACKET	TO
1	BLK	0-71	12 AWG	GXL	X31A (18)

MS156 (CAN BUSS CHANNEL #1)					
CONN POS	WIRE COLOR	WIRE LABEL	GAUGE	JACKET	TO
1	YEL	CN H CH I	18 AWG	GXL	X31A (3)
2	YEL	CN H CH I	18 AWG	GXL	CO1-J7 (31)
3	YEL	CN H CH I	18 AWG	GXL	X04A (12)
4	GRN	CN L CH I	18 AWG	GXL	X31A (2)
5	GRN	CN L CH I	18 AWG	GXL	CO1-J7 (30)
6	GRN	CN L CH I	18 AWG	GXL	X04A (14)
7	GRY	CN L CH I	20 AWG	CABLE	X36A (5)
8	BLK	CN L CH I	20 AWG	CABLE	X35A (4)
9	GRN	CN L CH I	18 AWG	GXL	X158 (3)
10	BLK	CN H CH I	20 AWG	CABLE	X36A (4)
11	BLU	CN H CH I	20 AWG	CABLE	X35A (3)
12	YEL	CN H CH I	18 AWG	GXL	X158 (4)

X04A					
CONN POS	WIRE COLOR	WIRE LABEL	GAUGE	JACKET	TO
1	WHT	52-4 GEN	18 AWG	GXL	CO1-J7 (9)
2	YEL	2-7	18 AWG	GXL	CO1-J2 (33)
4	WHT	49-27	18 AWG	GXL	X04A (5)
5	WHT	49-27	18 AWG	GXL	X04A (4)
6	YEL	2-8-1	18 AWG	GXL	X04A (8)
7	WHT	49-25 FT SW TO PLTFM	18 AWG	GXL	CO1-J7 (8)
8	YEL	2-8	18 AWG	GXL	CO1-J2 (3)
8	YEL	2-8-1	18 AWG	GXL	X04A (6)
10	YEL	2-15	18 AWG	GXL	CO1-J2 (34)
11	BLK	0-26	18 AWG	GXL	CO1-J7 (22)
12	YEL	CN H CH I	18 AWG	GXL	MS156 (3)
13	WHT	49-24 SOFT TOUCH	18 AWG	GXL	CO1-J1 (20)
14	GRN	CN L CH I	18 AWG	GXL	MS156 (6)

X158 (LOW TMP CUTOUT)					
CONN POS	WIRE COLOR	WIRE LABEL	GAUGE	JACKET	TO
1	YEL	2-0-4-4	18 AWG	GXL	X48 (1)
2	BLK	0-41-7	18 AWG	GXL	X45 (1)
3	GRN	CN L CH I	18 AWG	GXL	MS156 (9)
4	YEL	CN H CH I	18 AWG	GXL	MS156 (12)

Figure 7-98. Platform Harness (Without SkyGuard) - Sheet 9 of 12



1001198637 D

Figure 7-99. Platform Harness (Without SkyGuard) - Sheet 10 of 12

SECTION 7 - BASIC ELECTRICAL INFORMATION & ELECTRICAL SCHEMATICS

SW08 (AXLE EXT/RET SW)					
CONN POS	WIRE COLOR	WIRE LABEL	GAUGE	JACKET	TO
1	WHT	39-2 AXL EXT	18 AWG	GXL	CO1-J1 (23)
2	YEL	2-1	18 AWG	GXL	Sw07 (2)
2	YEL	2-1	18 AWG	GXL	SW09-1 (1)
3	WHT	39-3 AXL RET	18 AWG	GXL	CO1-J1 (24)

SW15 (STRT/AUX SW)					
CONN POS	WIRE COLOR	WIRE LABEL	GAUGE	JACKET	TO
1	WHT	48-3 STRT	18 AWG	GXL	CO1-J1 (14)
2	YEL	2-1	18 AWG	GXL	SW19 (2)
2	YEL	2-1	18 AWG	GXL	SW20 (2)
3	WHT	53-1 AUX	18 AWG	GXL	CO1-J1 (15)

GD01-J3 (LED LT PANEL)					
CONN POS	WIRE COLOR	WIRE LABEL	GAUGE	JACKET	TO
1	WHT	49-4 BCS	18 AWG	GXL	CO1-J2 (19)
2	WHT	39-1 AXL SET	18 AWG	GXL	CO1-J2 (14)
3	WHT	55-1 DRV ORNT	18 AWG	GXL	CO1-J2 (30)
4	WHT	54-2 1000LB MODE	18 AWG	GXL	CO1-J2 (13)
5	WHT	49-3 BRKN CABLE	18 AWG	GXL	CO1-J2 (10)
6	WHT	47-2 SYS FAIL	18 AWG	GXL	CO1-J2 (8)

SW20 (CPCITY SW)					
CONN POS	WIRE COLOR	WIRE LABEL	GAUGE	JACKET	TO
2	YEL	2-1	18 AWG	GXL	SW15 (2)
2	YEL	2-1	18 AWG	GXL	SW21 (2)
3	WHT	54-3 CPCITY SW	18 AWG	GXL	CO1-J1 (21)

GD01-J1 (LED LT PANEL)					
CONN POS	WIRE COLOR	WIRE LABEL	GAUGE	JACKET	TO
1	WHT	47-1 FUL 1/4	18 AWG	GXL	CO1-J2 (22)
2	WHT	47-2 FUL 1/2	18 AWG	GXL	CO1-J2 (24)
3	WHT	47-3 FUL 3/4	18 AWG	GXL	CO1-J2 (23)
4	BLK	0-1	18 AWG	GXL	CO1-J2 (25)
4	BLK	0-1-1	18 AWG	GXL	LB23- (1)
6	WHT	47-4 FUL FULL	18 AWG	GXL	CO1-J2 (35)

GD01-J2 (LED LT PANEL)					
CONN POS	WIRE COLOR	WIRE LABEL	GAUGE	JACKET	TO
1	WHT	49-5 CREEP	18 AWG	GXL	CO1-J2 (9)
2	YEL	2-2 ENABLE	18 AWG	GXL	CO1-J2 (7)
3	WHT	47-5 LOW FUL	18 AWG	GXL	CO1-J2 (21)
6	BLK	0-2	18 AWG	GXL	CO1-J2 (18)

GD01-J4 (LED LT PANEL)					
CONN POS	WIRE COLOR	WIRE LABEL	GAUGE	JACKET	TO
1	WHT	47-1 PLTFM LVL FAIL	18 AWG	GXL	CO1-J2 (20)
2	WHT	52-1 GEN	18 AWG	GXL	CO1-J2 (15)
3	WHT	49-2 OVERLOAD	18 AWG	GXL	CO1-J2 (11)
4	WHT	54-1 600LB MODE	18 AWG	GXL	CO1-J2 (12)
5	WHT	49-1 TILT	18 AWG	GXL	CO1-J2 (6)
6	WHT	48-1 ENG PREHEAT	18 AWG	GXL	CO1-J2 (17)

SW19 (ENVLP SW)					
CONN POS	WIRE COLOR	WIRE LABEL	GAUGE	JACKET	TO
2	YEL	2-1	18 AWG	GXL	SW15 (2)
2	YEL	2-1	18 AWG	GXL	SW14 (2)
3	WHT	49-16 ENVLOP	18 AWG	GXL	CO1-J1 (22)

SW33-2 (PLTFM EMS)					
CONN POS	WIRE COLOR	WIRE LABEL	GAUGE	JACKET	TO
2	RED	1-4-3 PLTFM MODE	18 AWG	GXL	CO1-J7 (2)

SW10 (PLTFM ROT SW)					
CONN POS	WIRE COLOR	WIRE LABEL	GAUGE	JACKET	TO
1	WHT	23-1 PROT RHT	18 AWG	GXL	CO1-J1 (7)
2	YEL	2-1	18 AWG	GXL	SW16-1 (1)
2	YEL	2-1	18 AWG	GXL	SW11 (2)
3	WHT	23-2 PROT LFT	18 AWG	GXL	CO1-J1 (8)

SW21 (DRIVE ORIENTATION SW)					
CONN POS	WIRE COLOR	WIRE LABEL	GAUGE	JACKET	TO
1	WHT	55-6 DOS SW	18 AWG	GXL	CO1-J2 (4)
2	YEL	2-1	18 AWG	GXL	SW20 (2)

Figure 7-100. Platform Harness (Without SkyGuard) - Sheet 11 of 12

SECTION 7 - BASIC ELECTRICAL INFORMATION & ELECTRICAL SCHEMATICS

SW33-1 (PLTFM EMS)					
CONN POS	WIRE COLOR	WIRE LABEL	GAUGE	JACKET	TO
1	RED	1-4-3 PLTF MODE	18 AWG	GXL	X31A (5)

SW11 (TWR LIFT SW)					
CONN POS	WIRE COLOR	WIRE LABEL	GAUGE	JACKET	TO
1	WHT	5-1 TOWER UP	18 AWG	GXL	CO1-J1 (1)
2	YEL	2-1	18 AWG	GXL	SW10 (2)
2	YEL	2-1	18 AWG	GXL	SW12 (2)
3	WHT	5-2 TOWER DN	18 AWG	GXL	CO1-J1 (2)

SW12 (JIB SWG SW)					
CONN POS	WIRE COLOR	WIRE LABEL	GAUGE	JACKET	TO
1	WHT	59-1 JSWG RHT	18 AWG	GXL	CO1-J2 (9)
2	YEL	2-1	18 AWG	GXL	SW11 (2)
2	YEL	2-1	18 AWG	GXL	SW17-1 (1)
3	WHT	59-2 JSWG LFT	18 AWG	GXL	CO1-J2 (2)

SW13 (JIB LIFT SW)					
CONN POS	WIRE COLOR	WIRE LABEL	GAUGE	JACKET	TO
1	WHT	27-1 JIB UP	18 AWG	GXL	CO1-J1 (11)
2	YEL	2-1	18 AWG	GXL	SW17-1 (1)
2	YEL	2-1	18 AWG	GXL	SW157-1 (1)
3	WHT	27-2 JIB DN	18 AWG	GXL	CO1-J1 (12)

SW14 (MAIN TELE SW)					
CONN POS	WIRE COLOR	WIRE LABEL	GAUGE	JACKET	TO
1	WHT	13-1 MTELE IN	18 AWG	GXL	CO1-J1 (5)
2	YEL	2-1	18 AWG	GXL	SW157-1 (1)
2	YEL	2-1	18 AWG	GXL	SW19 (2)
3	WHT	13-2 MTELE OUT	18 AWG	GXL	CO1-J1 (6)

SW157-1 (HEAD AND TAIL LT SW)					
CONN POS	WIRE COLOR	WIRE LABEL	GAUGE	JACKET	TO
1	YEL	2-1	18 AWG	GXL	SW14 (2)
1	YEL	2-1	18 AWG	GXL	SW13 (2)

SW157-2 (HEAD AND TAIL LT SW)					
CONN POS	WIRE COLOR	WIRE LABEL	GAUGE	JACKET	TO
1	WHT	52-3 HEAD/TAIL LT	18 AWG	GXL	CO1-J1 (30)

SW17-1 (SOFT TOUCH SW)					
CONN POS	WIRE COLOR	WIRE LABEL	GAUGE	JACKET	TO
1	YEL	2-1	18 AWG	GXL	SW13 (2)
1	YEL	2-1	18 AWG	GXL	SW12 (2)

SW17-2 (SOFT TOUCH SW)					
CONN POS	WIRE COLOR	WIRE LABEL	GAUGE	JACKET	TO
1	WHT	49-15 SFT SG SW	18 AWG	GXL	CO1-J1 (29)

LB23- (SOFT TOUCH LT)					
CONN POS	WIRE COLOR	WIRE LABEL	GAUGE	JACKET	TO
1	BLK	0-1-1	18 AWG	GXL	GD01-J1 (4)

LB23+ (SOFT TOUCH LT)					
CONN POS	WIRE COLOR	WIRE LABEL	GAUGE	JACKET	TO
1	WHT	49-21 SFT SG LT	18 AWG	GXL	CO1-J2 (16)

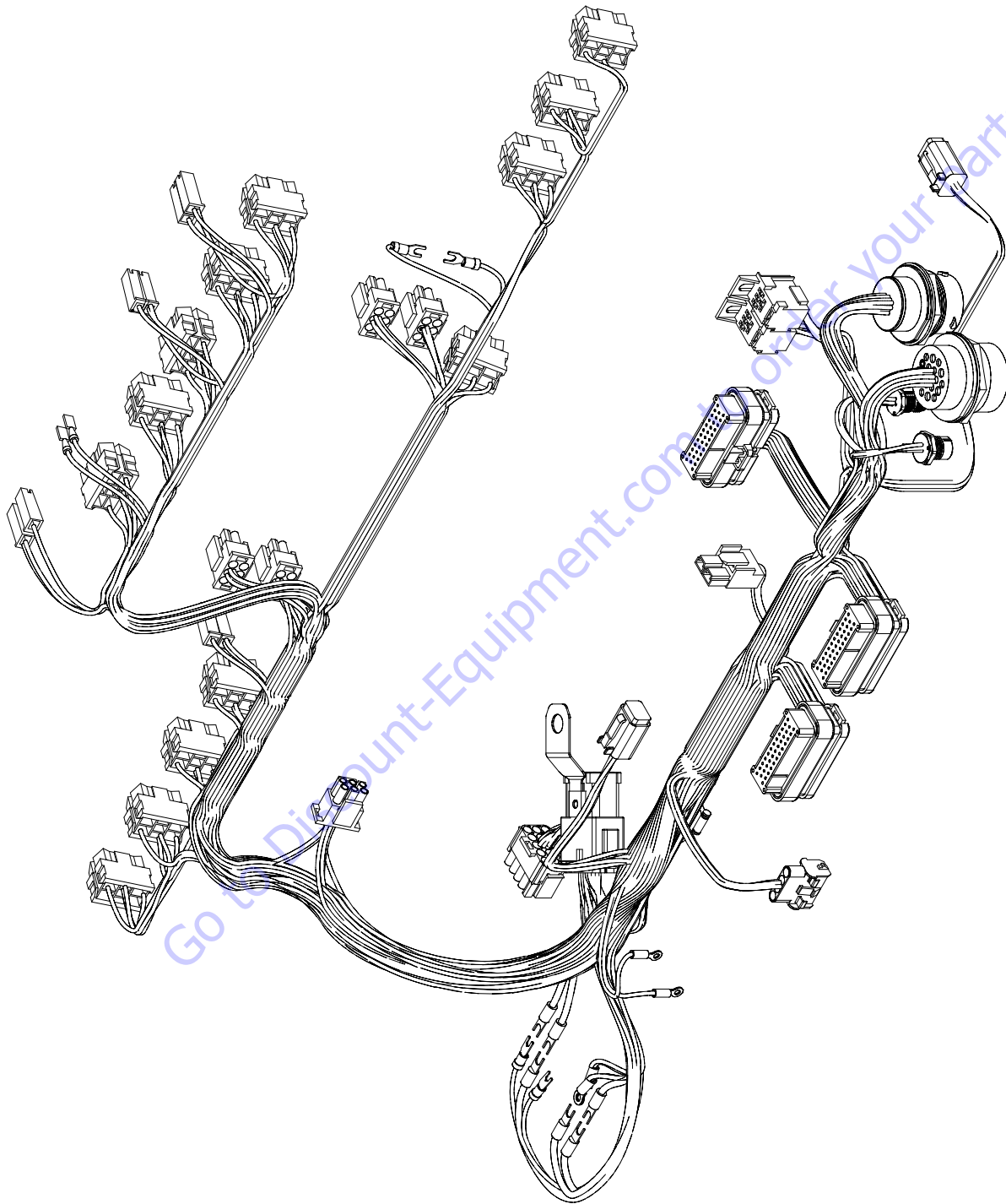
SW16-2 (JIB STOW SW)					
CONN POS	WIRE COLOR	WIRE LABEL	GAUGE	JACKET	TO
1	WHT	59-6 JIB STOW SW	18 AWG	GXL	CO1-J2 (5)

SW16-1 (JIB STOW SW)					
CONN POS	WIRE COLOR	WIRE LABEL	GAUGE	JACKET	TO
1	YEL	2-1	18 AWG	GXL	SW10 (2)
1	YEL	2-1	18 AWG	GXL	SW18 (3)

SW09-2 (HORN SW)					
CONN POS	WIRE COLOR	WIRE LABEL	GAUGE	JACKET	TO
1	WHT	52-2 HORN	18 AWG	GXL	CO1-J1 (31)

SW09-1 (HORN SW)					
CONN POS	WIRE COLOR	WIRE LABEL	GAUGE	JACKET	TO
1	YEL	2-1	18 AWG	GXL	SW08 (2)
1	YEL	2-1	18 AWG	GXL	SW18 (3)

Figure 7-101. Platform Harness (Without SkyGuard) - Sheet 12 of 12



1001196881 E

Figure 7-102. Platform Harness (With SkyGuard) - Sheet 1 of 12

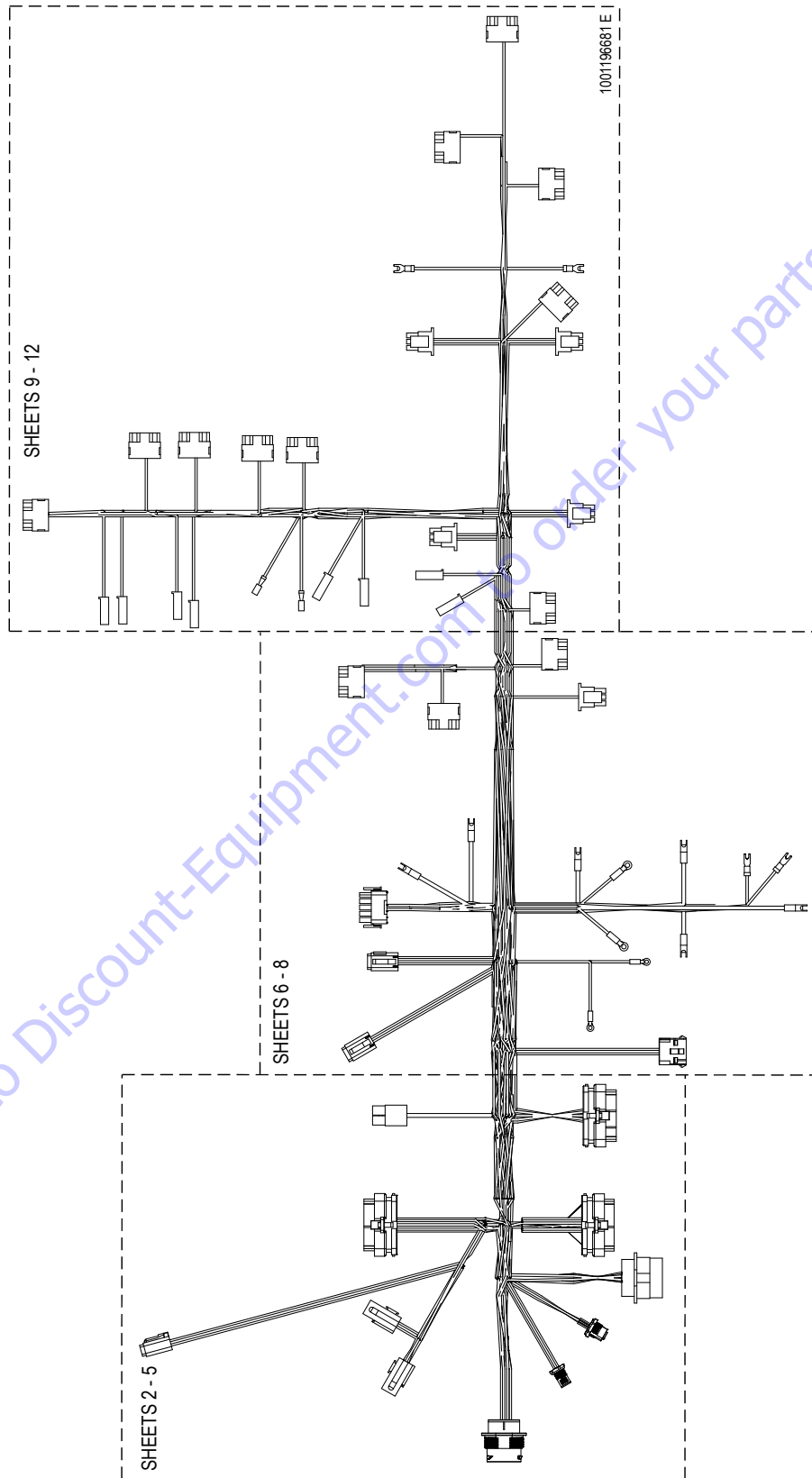


Figure 7-103. Platform Harness (With SkyGuard) - Sheet 2 of 12

SECTION 7 - BASIC ELECTRICAL INFORMATION & ELECTRICAL SCHEMATICS

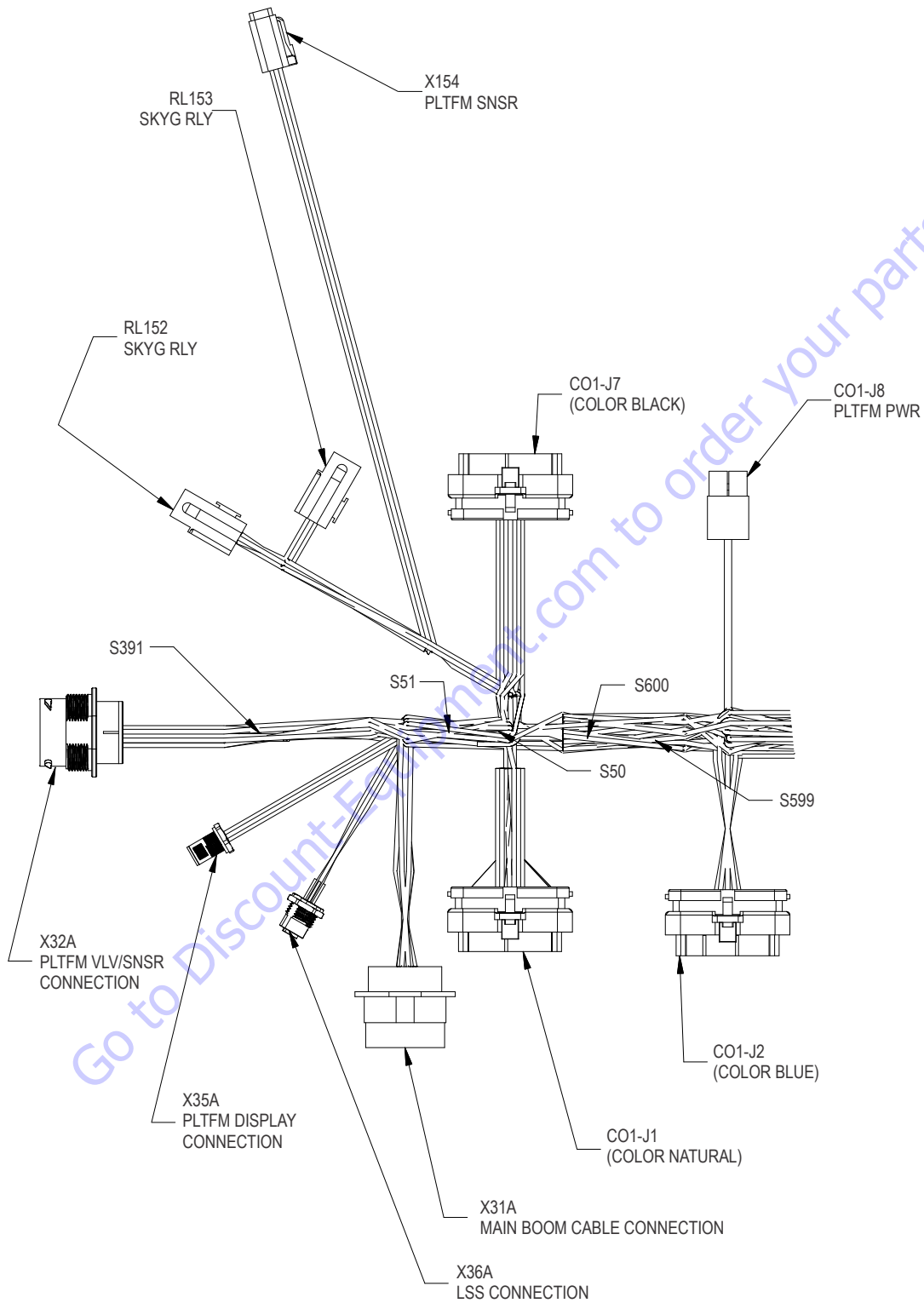


Figure 7-104. Platform Harness (With SkyGuard) - Sheet 3 of 12

1001196681 E

SECTION 7 - BASIC ELECTRICAL INFORMATION & ELECTRICAL SCHEMATICS

X32A (PLTFM VLV/SNSR CONECTION)					
CONN POS	WIRE COLOR	WIRE LABEL	GAUGE	JACKET	TO
1	WHT	49-92 5V REF	18 AWG	GXL	CO1-J7 (11)
2	WHT	49-18 PLVL1	18 AWG	GXL	CO1-J1 (25)
3	WHT	49-22 GND	18 AWG	GXL	CO1-J7 (21)
4	WHT	49-65 JIB ENBL NO	18 AWG	GXL	CO1-J1 (33)
6	WHT	25-4-1 PLVL DN	18 AWG	GXL	S51 (2)
7	WHT	25-3-1 PLVL UP	18 AWG	GXL	S50 (2)
8	WHT	23-3 PROT LFT	18 AWG	GXL	CO1-J7 (5)
9	WHT	23-4 PROT RHT	18 AWG	GXL	CO1-J7 (6)
10	WHT	27-6 JIB UP	18 AWG	GXL	CO1-J7 (25)
11	WHT	27-5 JIB DN	18 AWG	GXL	CO1-J7 (26)
12	BLK	0-4	18 AWG	GXL	CO1-J7 (29)
13	YEL	2-0-4-5	16 AWG	GXL	X48 (1)
14	WHT	49-71 JIB STOW	18 AWG	GXL	CO1-J7 (17)
15	WHT	50-5 DUMP PRS SW	18 AWG	GXL	CO1-J1 (4)
16	WHT	49-17 PLVL2	18 AWG	GXL	CO1-J1 (26)
17	WHT	49-23 GND	18 AWG	GXL	CO1-J7 (33)
18	WHT	50-2-3	16 AWG	GXL	S391 (1)
19	WHT	59-4 JSWG RHT	18 AWG	GXL	CO1-J7 (27)
20	WHT	59-3 JSWG LFT	18 AWG	GXL	CO1-J7 (28)
21	WHT	49-64 JIB ENBL NC	18 AWG	GXL	CO1-J1 (19)

S391					
CONN POS	WIRE COLOR	WIRE LABEL	GAUGE	JACKET	TO
1	WHT	50-2-3 PLTFM DUMP	16 AWG	GXL	X32A (18)
2	WHT	50-2-1 PLTFM DUMP	16 AWG	GXL	X31A (13)
2	WHT	50-2-2 PLTFM DUMP	16 AWG	GXL	X31A (15)

S51					
CONN POS	WIRE COLOR	WIRE LABEL	GAUGE	JACKET	TO
1	WHT	25-4 PLVL DN	18 AWG	GXL	CO1-J7 (16)
2	WHT	25-4-1 PLVL DN	18 AWG	GXL	X32A (6)
2	WHT	25-4-2 LVL DN O/R	18 AWG	GXL	X31A (7)

S50					
CONN POS	WIRE COLOR	WIRE LABEL	GAUGE	JACKET	TO
1	WHT	25-3 PLVL UP	18 AWG	GXL	CO1-J7 (15)
2	WHT	25-3-1 PLVL UP	18 AWG	GXL	X32A (7)
2	WHT	25-3-2 LVL UP O/R	18 AWG	GXL	X31A (9)

S600					
CONN POS	WIRE COLOR	WIRE LABEL	GAUGE	JACKET	TO
1	YEL	2-0-4-2	12 AWG	GXL	X42 (1)
2		FUSIBLE LINK	16 AWG	FUSIBLE LINK	X31 (10)

S599					
CONN POS	WIRE COLOR	WIRE LABEL	GAUGE	JACKET	TO
1	YEL	2-0-4-1	12 AWG	GXL	X41 (1)
2		FUSIBLE LINK	16 AWG	FUSIBLE LINK	X31A (12)

X35A (PLTFM DISPLAY CONNECTION)					
CONN POS	WIRE COLOR	WIRE LABEL	GAUGE	JACKET	TO
1	BRN	49-13 X44 PWR	20 AWG	CABLE	CO1-J7 (7)
2	WHT	49-12 X44 GND	20 AWG	CABLE	CO1-J7 (14)
3	BLU	CN H CH I	20 AWG	CABLE	MS156 (11)
4	BLK	CN L CH I	20 AWG	CABLE	MS156 (8)

X36A (LSS CONNECTION)					
CONN POS	WIRE COLOR	WIRE LABEL	GAUGE	JACKET	TO
2	WHT	49-11 X43 PWR	20 AWG	CABLE	CO1-J7 (4)
3	BLU	49-10 X43 GND	20 AWG	CABLE	CO1-J7 (14)
4	BLK	CN H CH I	20 AWG	CABLE	MS156 (10)
5	GRY	CN L CH I	20 AWG	CABLE	MS156 (7)

X31A (MAIN BOOM CABLE CONNECTION)					
CONN POS	WIRE COLOR	WIRE LABEL	GAUGE	JACKET	TO
2	GRN	CN L CH I	18 AWG	GXL	Ms156 (4)
3	YEL	CN H CH I	18 AWG	GXL	Ms156 (1)
4	YEL	2-4	18 AWG	GXL	CO1-J7 (3)
5	RED	1-4-3 PLTFM MODE	18 AWG	GXL	SW33-1 (1)
7	WHT	25-4-2 LVL DN O/R	18 AWG	GXL	S51 (2)
9	WHT	25-3-2 LVL UP O/R	18 AWG	GXL	S50 (2)
10		FUSIBLE LINK	16 AWG	FUSIBLE LINK	S600 (2)
11	YEL	2-5	18 AWG	GXL	CO1-J7 (1)
12		FUSIBLE LINK	16 AWG	FUSIBLE LINK	S599 (2)
13	WHT	50-2-1 PLTFM DUMP	16 AWG	GXL	S391 (2)
15	WHT	50-2-2 PLTFM DUMP	16 AWG	GXL	S391 (1)
16	BLK	0-72	12 AWG	GXL	X39 (1)
18	BLK	0-71	12 AWG	GXL	X38 (1)

Figure 7-105. Platform Harness (With SkyGuard) - Sheet 4 of 12

SECTION 7 - BASIC ELECTRICAL INFORMATION & ELECTRICAL SCHEMATICS

C01-J1 (COLOR NATURAL)					
CONN POS	WIRE COLOR	WIRE LABEL	GAUGE	JACKET	TO
1	WHT	5-1 TOWER UP	18 AWG	GXL	SW11 (1)
2	WHT	5-2 TOWER DN	18 AWG	GXL	SW11 (3)
3	WHT	65-1 PLTFM INPUT 2	18 AWG	GXL	RL152 (87)
4	WHT	50-5 DUMP PRS SW	18 AWG	GXL	X32A (15)
5	WHT	13-1 MTELE IN	18 AWG	GXL	SW14 (1)
6	WHT	13-2 MTELE OUT	18 AWG	GXL	SW14 (3)
7	WHT	23-1 PROT RHT	18 AWG	GXL	SW10 (1)
8	WHT	23-2 PROT LFT	18 AWG	GXL	SW10 (3)
9	WHT	25-1 PLVL UP	18 AWG	GXL	SW07 (1)
10	WHT	25-2 PLVL DN	18 AWG	GXL	SW07 (3)
11	WHT	27-1 JIB UP	18 AWG	GXL	SW13 (1)
12	WHT	27-2 JIB DN	18 AWG	GXL	SW13 (3)
13	BLK	0-3	18 AWG	GXL	SW18 (5)
14	WHT	48-3 STRT	18 AWG	GXL	SW15 (1)
15	WHT	53-1 AUX	18 AWG	GXL	SW15 (3)
16	WHT	55-2 CRB STR	18 AWG	GXL	SW06 (1)
17	WHT	55-3 CRD STR	18 AWG	GXL	SW06 (3)
18	YEL	2-1	18 AWG	GXL	SW05 (2)
19	WHT	49-64 JIB ENBL NC	18 AWG	GXL	X32A (21)
20	WHT	49-24 SOFT TOUCH	18 AWG	GXL	X04A (13)
21	WHT	54-3 CPCITY SW	18 AWG	GXL	SW20 (3)
22	WHT	49-16 ENVL P	18 AWG	GXL	SW19 (3)
23	WHT	39-2 AXL EXT	18 AWG	GXL	SW08 (1)
24	WHT	39-3 AXL RET	18 AWG	GXL	SW08 (3)
25	WHT	49-18 PLVL1	18 AWG	GXL	X32A (2)
26	WHT	49-17 PLVL2	18 AWG	GXL	X32A (16)
27	WHT	48-2 TWO SPD	18 AWG	GXL	SW05 (3)
28	WHT	48-1 ENG SPD	18 AWG	GXL	SW05 (1)
29	WHT	49-15 SFT SG SW	18 AWG	GXL	SW17-2 (1)
30	WHT	52-3 HEAD/TAIL LT	18 AWG	GXL	SW157-2 (1)
31	WHT	52-2 HORN	18 AWG	GXL	SW09-2 (1)
32	WHT	49-14 CREEP	18 AWG	GXL	SW18 (2)
33	WHT	49-65 JIB ENBL NO	18 AWG	GXL	X32A (4)
34	WHT	55-4 POT REF	18 AWG	GXL	SW18 (4)
35	WHT	55-5 PUMP POT	18 AWG	GXL	SW18 (6)

C01-J2 (COLOR BLUE)					
CONN POS	WIRE COLOR	WIRE LABEL	GAUGE	JACKET	TO
1	WHT	59-1 JSWG RHT	18 AWG	GXL	SW12 (1)
2	WHT	59-2 JSWG LFT	18 AWG	GXL	SW12 (3)
3	YEL	2-8	18 AWG	GXL	X04A (8)
4	WHT	55-6 DOS SW	18 AWG	GXL	SW21 (1)
5	WHT	59-6 JIB STOW SW	18 AWG	GXL	SW16-2 (1)
6	WHT	49-1 TILT	18 AWG	GXL	GD01-J4 (5)
7	YEL	2-2 ENABLE	18 AWG	GXL	GD01-J2 (2)
8	WHT	47-2 SYS FAIL	18 AWG	GXL	GD01-J3 (6)
9	WHT	49-5 CREEP	18 AWG	GXL	GD01-J2 (1)
10	WHT	49-3 BRKN CABLE	18 AWG	GXL	GD01-J3 (5)
11	WHT	49-2 OVERLOAD	18 AWG	GXL	GD01-J4 (3)
12	WHT	54-1 600LB MODE	18 AWG	GXL	GD01-J4(4)
13	WHT	54-2 1000LB MODE	18 AWG	GXL	GD01-J3 (4)
14	WHT	39-1 AXL SET	18 AWG	GXL	GD01-J3 (2)
15	WHT	52-1 GEN	18 AWG	GXL	GD01-J4 (2)
16	WHT	49-21 SFT SG LT	18 AWG	GXL	LB23+ (1)
17	WHT	48-1 ENG PREHEAT	18 AWG	GXL	GD01-J4 (6)
18	BLK	0-2	18 AWG	GXL	GD01-J2 (6)
19	WHT	49-4 BCS	18 AWG	GXL	GD01-J3 (1)
20	WHT	47-1 PLTFM LVL FAIL	18 AWG	GXL	GD01-J4 (1)
21	WHT	47-5 LOW FUL	18 AWG	GXL	GD01-J2 (3)
22	WHT	47-1 FUL 1/4	18 AWG	GXL	GD01-J1 (1)
23	WHT	47-3 FUL 3/4	18 AWG	GXL	GD01-J1 (3)
24	WHT	47-2 FUL 1/2	18 AWG	GXL	GD01-J1 (2)
25	BLK	0-1	18 AWG	GXL	GD01-J1 (4)
26	WHT	49-9 ANALPWR	18 AWG	GXL	X03 (1)
27	WHT	49-6 ANALGND	18 AWG	GXL	X03 (4)
28	WHT	49-8 RX	18 AWG	GXL	X03 (2)
29	WHT	49-7 TX	18 AWG	GXL	X03 (3)
30	WHT	55-1 DRV ORNT	18 AWG	GXL	GD01-J3 (3)
33	YEL	2-7	18 AWG	GXL	X04A (2)
34	YEL	2-15	18 AWG	GXL	X04A (10)
35	WHT	47-4 FUL FULL	18 AWG	GXL	GD01-J1 (6)

C01-J8 (PLTFM PWR)					
CONN POS	WIRE COLOR	WIRE LABEL	GAUGE	JACKET	TO
1	BLK	0-41	12 AWG	GXL	X44(1)
2	YEL	2-0-4-3	12 AWG	GXL	X47 (1)

Figure 7-106. Platform Harness (With SkyGuard) - Sheet 5 of 12

SECTION 7 - BASIC ELECTRICAL INFORMATION & ELECTRICAL SCHEMATICS

CO1-J7 (COLOR BLACK)					
CONN POS	WIRE COLOR	WIRE LABEL	GAUGE	JACKET	TO
1	YEL	2-5	18 AWG	GXL	X31A (11)
2	RED	1-4-3 PLTF MODE	18 AWG	GXL	SW33-2 (2)
3	YEL	2-4	18 AWG	GXL	X31A (4)
4	WHT	49-11 X43 PWR	20 AWG	CABLE	X36A (2)
5	WHT	23-3 PROT LFT	18 AWG	GXL	X32A (8)
6	WHT	23-4 PROT RHT	18 AWG	GXL	X32A (9)
7	BRN	49-13 X44 PWR	20 AWG	CABLE	X35A (1)
8	WHT	49-25 FT SW TO PLTFM	18 AWG	GXL	X04A (7)
9	WHT	52-4 GEN	18 AWG	GXL	X04A (1)
11	WHT	49-92 5V REF	18 AWG	GXL	X32A (1)
14	BLU	49-10 X43 GND	20 AWG	CABLE	X36A (3)
14	WHT	49-12 X44 GND	20 AWG	CABLE	X35A (2)
15	WHT	25-3 PLVL UP	18 AWG	GXL	S50 (1)
16	WHT	25-4 PLVL DN	18 AWG	GXL	S51 (1)
17	WHT	49-71 JIB STOW	18 AWG	GXL	X32A (14)
18	WHT	65-2 PLTFM INPUT 1	18 AWG	GXL	RL153 (87)
19	WHT	49-26 ALARM	18 AWG	GXL	AH52+ (1)
20	BLK	0-5	18 AWG	GXL	AH52- (1)
21	WHT	49-22 GND	18 AWG	GXL	X32A (3)
22	BLK	0-26	18 AWG	GXL	X04A (11)
25	WHT	27-6 JIB UP	18 AWG	GXL	X32A (10)
26	WHT	27-5 JIB DN	18 AWG	GXL	X32A (11)
27	WHT	59-4 JSWG RHT	18 AWG	GXL	X32A (19)
28	WHT	59-3 JSWG LFT	18 AWG	GXL	X32A (20)
29	BLK	0-4	18 AWG	GXL	X32A (12)
30	GRN	CN L CH I	18 AWG	GXL	MS156 (5)
31	YEL	CN H CH I	18 AWG	GXL	MS156 (2)
33	WHT	49-23 GND	18 AWG	GXL	X32A (17)

X154 (PLTFM SNSR)					
CONN POS	WIRE COLOR	WIRE LABEL	GAUGE	JACKET	TO
1	YEL	2-30	18 AWG	GXL	IP155 (2)
2	BLK	0-35	18 AWG	GXL	X37(1)
3	BLK	0-35-1	18 AWG	GXL	RL152 (86)
4	YEL	2-30-1	18 AWG	GXL	RL152 (85)

RL153 (SKYG RLY)					
CONN POS	WIRE COLOR	WIRE LABEL	GAUGE	JACKET	TO
30	YEL	2-30-1	18 AWG	GXL	X40 (1)
30	YEL	2-30-1-1	18 AWG	GXL	RL152 (30)
85	YEL	2-30-2	18 AWG	GXL	RL152 (85)
86	BLK	0-35-2	18 AWG	GXL	RL152 (86)
87	WHT	65-2 PLTFM INPUT 1	18 AWG	GXL	CO1-J7 (18)

RL152 (SKYG RLY)					
CONN POS	WIRE COLOR	WIRE LABEL	GAUGE	JACKET	TO
30	YEL	2-30-1-1	18 AWG	GXL	RL153 (30)
85	YEL	2-30-1	18 AWG	GXL	X154 (4)
85	YEL	2-30-2	18 AWG	GXL	RL153 (85)
86	BLK	0-35-1	18 AWG	GXL	X154 (3)
86	BLK	0-35-2	18 AWG	GXL	RL153 (86)
87	WHT	65-1 PLTFM INPUT 2	18 AWG	GXL	CO1-J1 (3)

Figure 7-107. Platform Harness (With SkyGuard) - Sheet 6 of 12

SECTION 7 - BASIC ELECTRICAL INFORMATION & ELECTRICAL SCHEMATICS

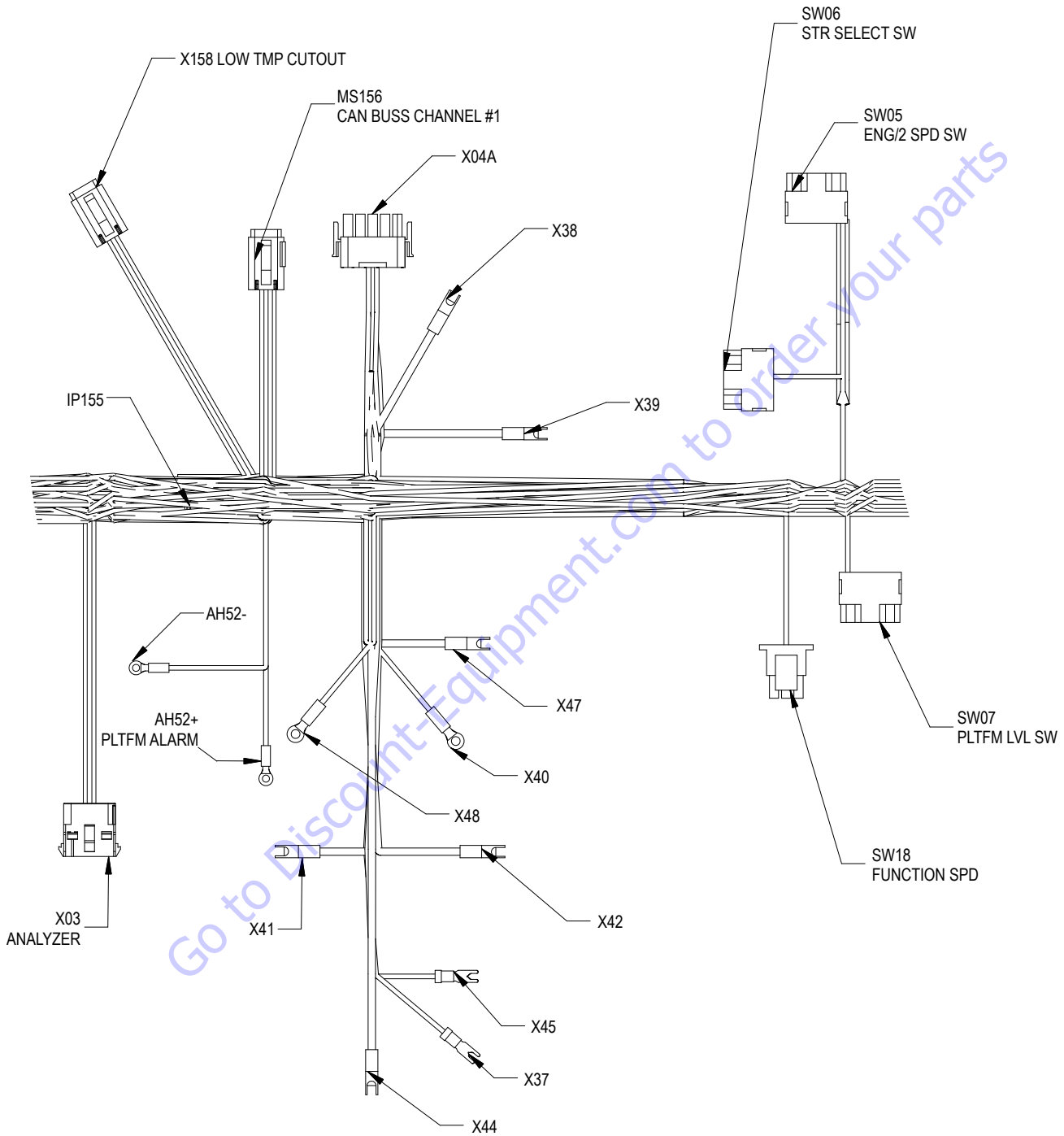


Figure 7-108. Platform Harness (With SkyGuard) - Sheet 7 of 12

1001196681 E

SECTION 7 - BASIC ELECTRICAL INFORMATION & ELECTRICAL SCHEMATICS

X03 (ANALYZER)					
CONN POS	WIRE COLOR	WIRE LABEL	GAUGE	JACKET	TO
1	WHT	49-9 ANALPWR	18 AWG	GXL	CO1-J2 (26)
2	WHT	49-8 RX	18 AWG	GXL	CO1-J2 (28)
3	WHT	49-7 TX	18 AWG	GXL	CO1-J2 (29)
4	WHT	49-6 ANALGND	18 AWG	GXL	CO1-J2 (27)

IP155					
CONN POS	WIRE COLOR	WIRE LABEL	GAUGE	JACKET	TO
1	YEL	2-30	18 AWG	GXL	X40 (1)
2	YEL	2-30	18 AWG	GXL	X154 (1)

AH52- (PLTFM ALARM)					
CONN POS	WIRE COLOR	WIRE LABEL	GAUGE	JACKET	TO
1	BLK	0-5	18 AWG	GXL	CO1-J7 (20)

AH52+ (PLTFM ALARM)					
CONN POS	WIRE COLOR	WIRE LABEL	GAUGE	JACKET	TO
1	WHT	49-26 ALARM	18 AWG	GXL	CO1-J7 (19)

X48					
CONN POS	WIRE COLOR	WIRE LABEL	GAUGE	JACKET	TO
1	YEL	2-0-4-4	18 AWG	GXL	X158 (1)
1	YEL	2-0-4-5	16 AWG	GXL	X32A (13)

X41					
CONN POS	WIRE COLOR	WIRE LABEL	GAUGE	JACKET	TO
1	YEL	2-0-4-1	12 AWG	GXL	S599 (1)

X44					
CONN POS	WIRE COLOR	WIRE LABEL	GAUGE	JACKET	TO
1	BLK	0-41	12 AWG	GXL	CO1-J8 (1)

X37					
CONN POS	WIRE COLOR	WIRE LABEL	GAUGE	JACKET	TO
1	BLK	0-35	18 AWG	GXL	X154 (2)

X45					
CONN POS	WIRE COLOR	WIRE LABEL	GAUGE	JACKET	TO
1	BLK	0-41-7	18 AWG	GXL	X158 (2)

X42					
CONN POS	WIRE COLOR	WIRE LABEL	GAUGE	JACKET	TO
1	YEL	2-0-4-2	12 AWG	GXL	S600 (1)

X40					
CONN POS	WIRE COLOR	WIRE LABEL	GAUGE	JACKET	TO
1	YEL	2-30	18 AWG	GXL	IP155 (1)
1	YEL	2-30-1	18 AWG	GXL	RL153 (30)

X47					
CONN POS	WIRE COLOR	WIRE LABEL	GAUGE	JACKET	TO
1	YEL	2-0-4-3	12 AWG	GXL	CO1-J8 (2)

SW18 (FUNCTION SPD)					
CONN POS	WIRE COLOR	WIRE LABEL	GAUGE	JACKET	TO
2	WHT	49-14 CREEP	18 AWG	GXL	CO1-J1 (32)
3	YEL	2-1	18 AWG	GXL	SW09-1 (1)
3	YEL	2-1	18 AWG	GXL	SW16-1 (1)
4	WHT	55-4 POT REF	18 AWG	GXL	CO1-J1 (34)
5	BLK	0-3	18 AWG	GXL	CO1-J1 (13)
6	WHT	55-5 PUMP POT	18 AWG	GXL	CO1-J1 (35)

SW07 (PLTFM LVL SW)					
CONN POS	WIRE COLOR	WIRE LABEL	GAUGE	JACKET	TO
1	WHT	25-1 PLVL UP	18 AWG	GXL	CO1-J1 (9)
2	YEL	2-1	18 AWG	GXL	SW06 (2)
2	YEL	2-1	18 AWG	GXL	SW08 (2)
3	WHT	25-2 PLVL DN	18 AWG	GXL	CO1-J1 (10)

Figure 7-109. Platform Harness (With SkyGuard) - Sheet 8 of 12

SECTION 7 - BASIC ELECTRICAL INFORMATION & ELECTRICAL SCHEMATICS

SW05 (ENG/2 SPD SW)					
CONN POS	WIRE COLOR	WIRE LABEL	GAUGE	JACKET	TO
1	WHT	48-1 ENG SPD	18 AWG	GXL	CO1-J1 (28)
2	YEL	2-1	18 AWG	GXL	CO1-J1 (18)
2	YEL	2-1	18 AWG	GXL	SW06 (2)
3	WHT	48-2 TWO SPD	18 AWG	GXL	CO1-J1 (27)

SW06 (STR SELECT SW)					
CONN POS	WIRE COLOR	WIRE LABEL	GAUGE	JACKET	TO
1	WHT	55-2 CRB STR	18 AWG	GXL	CO1-J1 (16)
2	YEL	2-1	18 AWG	GXL	SW05 (2)
2	YEL	2-1	18 AWG	GXL	SW07 (2)
3	WHT	55-3 CRD STR	18 AWG	GXL	CO1-J1 (17)

X39					
CONN POS	WIRE COLOR	WIRE LABEL	GAUGE	JACKET	TO
1	BLK	0-72	12 AWG	GXL	X31A (16)

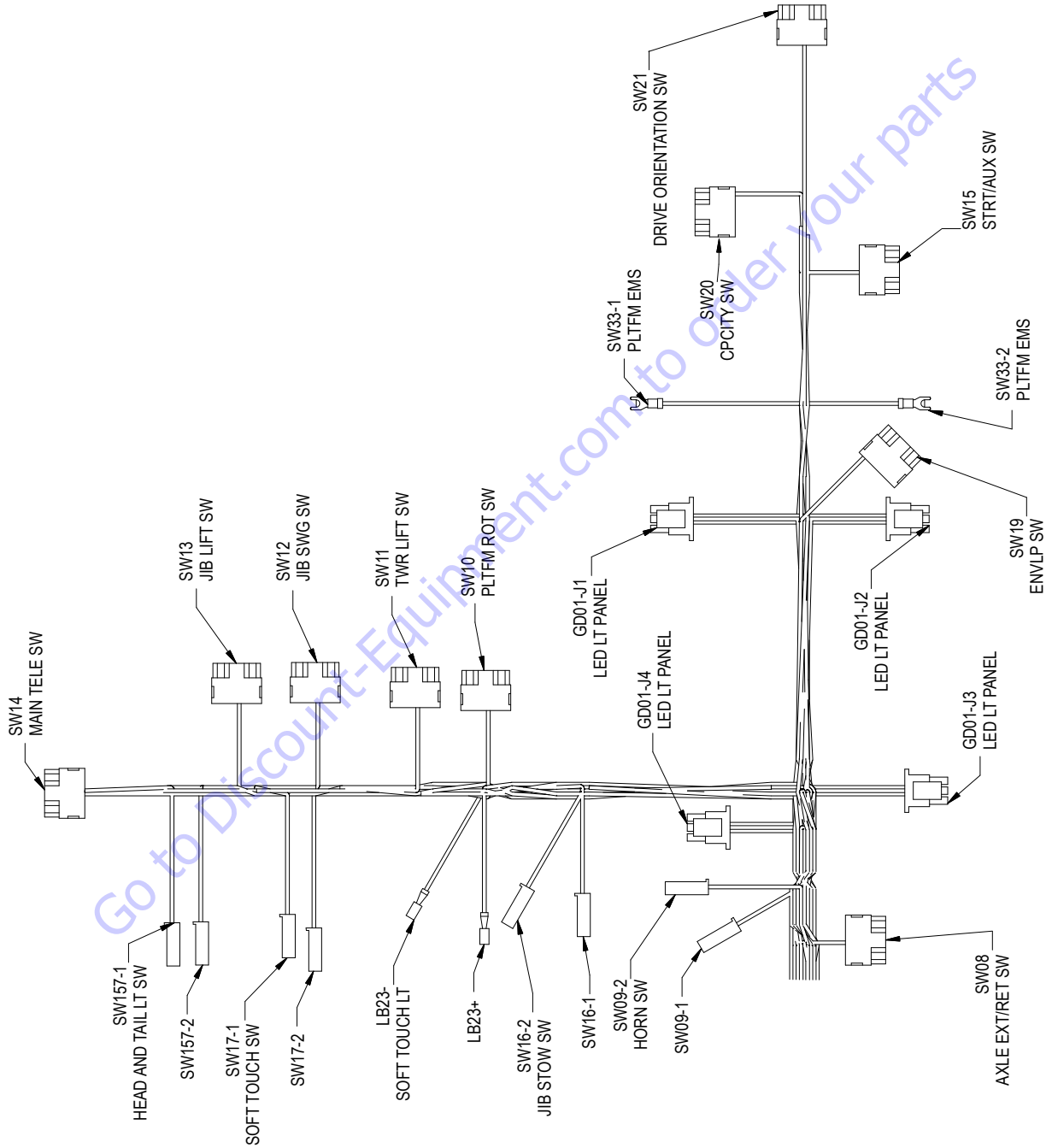
X38					
CONN POS	WIRE COLOR	WIRE LABEL	GAUGE	JACKET	TO
1	BLK	0-71	12 AWG	GXL	X31A (18)

X158 (LOW TMP CUTOUT)					
CONN POS	WIRE COLOR	WIRE LABEL	GAUGE	JACKET	TO
1	YEL	2-0-4-4	18 AWG	GXL	X48 (1)
2	BLK	0-41-7	18 AWG	GXL	X45 (1)
3	GRN	CN L CH I	18 AWG	GXL	MS156 (9)
4	YEL	CN H CH I	18 AWG	GXL	MS156 (12)

X04A					
CONN POS	WIRE COLOR	WIRE LABEL	GAUGE	JACKET	TO
1	WHT	52-4 GEN	18 AWG	GXL	CO1-J7 (9)
2	YEL	2-7	18 AWG	GXL	CO1-J2 (33)
4	WHT	49-27	18 AWG	GXL	X04A (5)
5	WHT	49-27	18 AWG	GXL	X04A (4)
6	YEL	2-8-1	18 AWG	GXL	X04A (8)
7	WHT	49-25 FT SW TO PLTFM	18 AWG	GXL	CO1-J7 (8)
8	YEL	2-8	18 AWG	GXL	CO1-J2 (3)
8	YEL	2-8-1	18 AWG	GXL	X04A (6)
10	YEL	2-15	18 AWG	GXL	CO1-J2 (34)
11	BLK	0-26	18 AWG	GXL	CO1-J7 (22)
12	YEL	CN H CH I	18 AWG	GXL	MS156 (3)
13	WHT	49-24 SOFT TOUCH	18 AWG	GXL	CO1-J1 (20)
14	GRN	CN L CH I	18 AWG	GXL	MS156 (6)

MS156 (CAN BUSS CHANNEL #1)					
CONN POS	WIRE COLOR	WIRE LABEL	GAUGE	JACKET	TO
1	YEL	CN H CH I	18 AWG	GXL	X31A (3)
2	YEL	CN H CH I	18 AWG	GXL	CO1-J7 (31)
3	YEL	CN H CH I	18 AWG	GXL	X04A (12)
4	GRN	CN L CH I	18 AWG	GXL	X31A (2)
5	GRN	CN L CH I	18 AWG	GXL	CO1-J7 (30)
6	GRN	CN L CH I	18 AWG	GXL	X04A (14)
7	GRY	CN L CH I	20 AWG	CABLE	X36A (5)
8	BLK	CN L CH I	20 AWG	CABLE	X35A (4)
9	GRN	CN L CH I	18 AWG	GXL	X158 (3)
10	BLK	CN H CH I	20 AWG	CABLE	X36A (4)
11	BLU	CN H CH I	20 AWG	CABLE	X35A (3)
12	YEL	CN H CH I	18 AWG	GXL	X158 (4)

Figure 7-110. Platform Harness (With SkyGuard) - Sheet 9 of 12



100196681 E

Figure 7-111. Platform Harness (With SkyGuard) - Sheet 10 of 12

SECTION 7 - BASIC ELECTRICAL INFORMATION & ELECTRICAL SCHEMATICS

SW08 (AXLE EXT/RET SW)					
CONN POS	WIRE COLOR	WIRE LABEL	GAUGE	JACKET	TO
1	WHT	39-2 AXL EXT	18 AWG	GXL	CO1-J1 (23)
2	YEL	2-1	18 AWG	GXL	SW07 (2)
2	YEL	2-1	18 AWG	GXL	CO1-J1 (24)
3	WHT	39-3 AXL RET	18 AWG	GXL	CO1-J1 (24)

SW15 (STRT/AUX SW)					
CONN POS	WIRE COLOR	WIRE LABEL	GAUGE	JACKET	TO
1	WHT	48-3 STRT	18 AWG	GXL	CO1-J1 (14)
2	YEL	2-1	18 AWG	GXL	SW19 (2)
2	YEL	2-1	18 AWG	GXL	SW20 (2)
3	WHT	53-1 AUX	18 AWG	GXL	CO1-J1 (15)

GD01-J3 (LED LT PANEL)					
CONN POS	WIRE COLOR	WIRE LABEL	GAUGE	JACKET	TO
1	WHT	49-4 BCS	18 AWG	GXL	CO1-J2 (19)
2	WHT	39-1 AXL SET	18 AWG	GXL	CO1-J2 (14)
3	WHT	55-1 DRV ORNT	18 AWG	GXL	CO1-J2 (30)
4	WHT	54-2 1000LB MODE	18 AWG	GXL	CO1-J2 (13)
5	WHT	49-3 BRKN CABLE	18 AWG	GXL	CO1-J2 (10)
6	WHT	47-2 SYS FAIL	18 AWG	GXL	CO1-J2 (8)

SW21 (DRIVE ORIENTATION SW)					
CONN POS	WIRE COLOR	WIRE LABEL	GAUGE	JACKET	TO
1	WHT	55-6 DOS SW	18 AWG	GXL	CO1-J2 (4)
2	YEL	2-1	18 AWG	GXL	SW20 (2)

SW20 (CPCITY SW)					
CONN POS	WIRE COLOR	WIRE LABEL	GAUGE	JACKET	TO
2	YEL	2-1	18 AWG	GXL	SW15 (2)
2	YEL	2-1	18 AWG	GXL	SW21 (2)
3	WHT	54-3 CPCITY SW	18 AWG	GXL	CO1-J1 (21)

GD01-J2 (LED LT PANEL)					
CONN POS	WIRE COLOR	WIRE LABEL	GAUGE	JACKET	TO
1	WHT	49-5 CREEP	18 AWG	GXL	CO1-J2 (9)
2	YEL	2-2 ENABLE	18 AWG	GXL	CO1-J2 (7)
3	WHT	47-5 LOW FUL	18 AWG	GXL	CO1-J2 (21)
6	BLK	0-2	18 AWG	GXL	CO1-J2 (18)

GD01-J1 (LED LT PANEL)					
CONN POS	WIRE COLOR	WIRE LABEL	GAUGE	JACKET	TO
1	WHT	47-1 FUL 1/4	18 AWG	GXL	CO1-J2 (22)
2	WHT	47-2 FUL 1/2	18 AWG	GXL	CO1-J2 (24)
3	WHT	47-3 FUL 3/4	18 AWG	GXL	CO1-J2 (25)
4	BLK	0-1	18 AWG	GXL	CO1-J2 (25)
4	BLK	0-1-1	18 AWG	GXL	LB23- (1)
6	WHT	47-4 FUL FULL	18 AWG	GXL	CO1-J2 (35)

SW19 (ENVLP SW)					
CONN POS	WIRE COLOR	WIRE LABEL	GAUGE	JACKET	TO
2	YEL	2-1	18 AWG	GXL	SW15 (2)
2	YEL	2-1	18 AWG	GXL	SW14 (2)
3	WHT	49-16 ENVLP	18 AWG	GXL	CO1-J1 (22)

GD01-J4 (LED LT PANEL)					
CONN POS	WIRE COLOR	WIRE LABEL	GAUGE	JACKET	TO
1	WHT	47-1 PLTFM LVL FAIL	18 AWG	GXL	CO1-J2 (20)
2	WHT	52-1 GEN	18 AWG	GXL	CO1-J2 (15)
3	WHT	49-2 OVERLOAD	18 AWG	GXL	CO1-J2 (11)
4	WHT	54-1 600LB MODE	18 AWG	GXL	CO1-J2 (12)
5	WHT	49-1 TILT	18 AWG	GXL	CO1-J2 (6)
6	WHT	48-1 ENG PREHEAT	18 AWG	GXL	CO1-J2 (17)

SW33-2 (PLTFM EMS)					
CONN POS	WIRE COLOR	WIRE LABEL	GAUGE	JACKET	TO
2	RED	1-4-3 PLTF MODE	18 AWG	GXL	CO1-J7 (2)

SW33-1 (PLTFM EMS)					
CONN POS	WIRE COLOR	WIRE LABEL	GAUGE	JACKET	TO
1	RED	1-4-3 PLTFM MODE	18 AWG	GXL	X31A (5)

Figure 7-112. Platform Harness (With SkyGuard) - Sheet 11 of 12

SECTION 7 - BASIC ELECTRICAL INFORMATION & ELECTRICAL SCHEMATICS

SW09-2 (HORN SW)					
CONN POS	WIRE COLOR	WIRE LABEL	GAUGE	JACKET	TO
1	WHT	52-2 HORN	18 AWG	GXL	CO1-J1 (31)

SW09-1 (HORN SW)					
CONN POS	WIRE COLOR	WIRE LABEL	GAUGE	JACKET	TO
1	YEL	2-1	18 AWG	GXL	SW08 (2)
1	YEL	2-1	18 AWG	GXL	SW18 (3)

SW16-1 (JIB STOW SW)					
CONN POS	WIRE COLOR	WIRE LABEL	GAUGE	JACKET	TO
1	YEL	2-1	18 AWG	GXL	SW10 (2)
1	YEL	2-1	18 AWG	GXL	SW18 (3)

SW16-2 (JIB STOW SW)					
CONN POS	WIRE COLOR	WIRE LABEL	GAUGE	JACKET	TO
1	WHT	59-6 JIB STOW SW	18 AWG	GXL	CO1-J2 (5)

LB23+ (SOFT TOUCH LT)					
CONN POS	WIRE COLOR	WIRE LABEL	GAUGE	JACKET	TO
1	WHT	49-21 SFT SG LT	18 AWG	GXL	CO1-J2 (16)

LB23- (SOFT TOUCH LT)					
CONN POS	WIRE COLOR	WIRE LABEL	GAUGE	JACKET	TO
1	BLK	0-1-1	18 AWG	GXL	GD01-J1 (4)

SW17-2 (SOFT TOUCH SW)					
CONN POS	WIRE COLOR	WIRE LABEL	GAUGE	JACKET	TO
1	WHT	49-15 SFT SG SW	18 AWG	GXL	CO1-J1 (29)

SW17-1 (SOFT TOUCH SW)					
CONN POS	WIRE COLOR	WIRE LABEL	GAUGE	JACKET	TO
1	YEL	2-1	18 AWG	GXL	SW13 (2)
1	YEL	2-1	18 AWG	GXL	SW12 (2)

SW157-2 (HEAD AND TAIL LT SW)					
CONN POS	WIRE COLOR	WIRE LABEL	GAUGE	JACKET	TO
1	WHT	52-3 HEAD/TAIL LT	18 AWG	GXL	CO1-J1 (30)

SW157-1 (HEAD AND TAIL LT SW)					
CONN POS	WIRE COLOR	WIRE LABEL	GAUGE	JACKET	TO
1	YEL	2-1	18 AWG	GXL	SW14 (2)
1	YEL	2-1	18 AWG	GXL	SW13 (2)

SW14 (MAIN TELE SW)					
CONN POS	WIRE COLOR	WIRE LABEL	GAUGE	JACKET	TO
1	WHT	13-1 MTELE IN	18 AWG	GXL	CO1-J1 (5)
2	YEL	2-1	18 AWG	GXL	SW157-1 (1)
2	YEL	2-1	18 AWG	GXL	SW19 (2)
3	WHT	13-2 MTELE OUT	18 AWG	GXL	CO1-J1 (6)

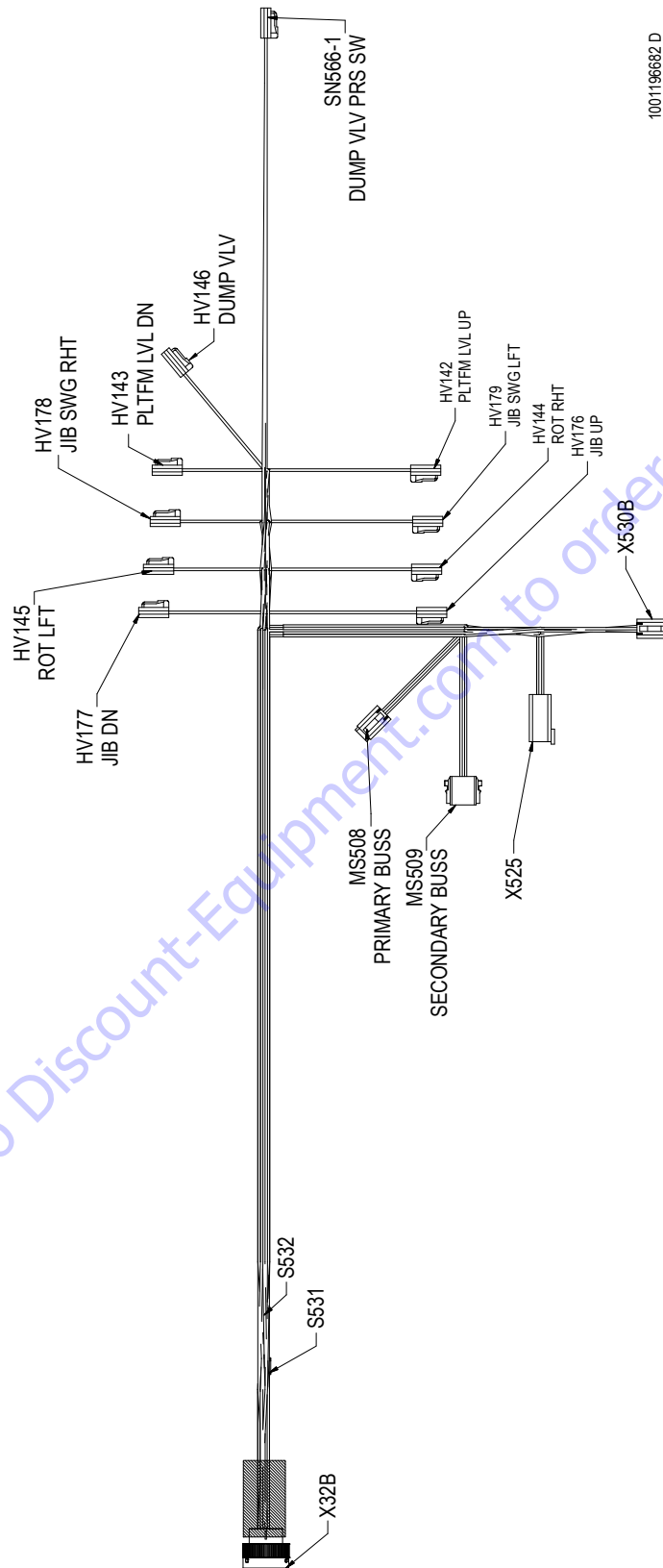
SW13 (JIB LIFT SW)					
CONN POS	WIRE COLOR	WIRE LABEL	GAUGE	JACKET	TO
1	WHT	27-1 JIB UP	18 AWG	GXL	CO1-J1 (11)
2	YEL	2-1	18 AWG	GXL	SW17-1 (1)
2	YEL	2-1	18 AWG	GXL	SW157-1 (1)
3	WHT	27-2 JIB DN	18 AWG	GXL	CO1-J1 (12)

SW12 (JIB SWG SW)					
CONN POS	WIRE COLOR	WIRE LABEL	GAUGE	JACKET	TO
1	WHT	59-1 JSWG RHT	18 AWG	GXL	CO1-J2 (1)
2	YEL	2-1	18 AWG	GXL	SW11 (2)
2	YEL	2-1	18 AWG	GXL	SW17-1 (1)
3	WHT	59-2 JSWG LFT	18 AWG	GXL	CO1-J2 (2)

SW11 (TWR LIFT SW)					
CONN POS	WIRE COLOR	WIRE LABEL	GAUGE	JACKET	TO
1	WHT	5-1 TOWER UP	18 AWG	GXL	CO1-J1 (1)
2	YEL	2-1	18 AWG	GXL	SW10 (2)
2	YEL	2-1	18 AWG	GXL	SW12 (2)
3	WHT	5-2 TOWER DN	18 AWG	GXL	CO1-J1 (2)

SW10 (PLTFM ROT SW)					
CONN POS	WIRE COLOR	WIRE LABEL	GAUGE	JACKET	TO
1	WHT	23-1 PROT RHT	18 AWG	GXL	CO1-J1 (7)
2	YEL	2-1	18 AWG	GXL	SW16-1 (1)
2	YEL	2-1	18 AWG	GXL	SW11 (2)
3	WHT	23-2 PROT LFT	18 AWG	GXL	CO1-J1 (8)

Figure 7-113. Platform Harness (With SkyGuard) - Sheet 12 of 12



1001196682 D

Figure 7-114. Platform Valve Sensor Harness - Sheet 1 of 4

SECTION 7 - BASIC ELECTRICAL INFORMATION & ELECTRICAL SCHEMATICS

X32B					
CONN POS	WIRE COLOR	WIRE LABEL	GAUGE	JACKET	TO
1	WHT	49-92 5V REF	18 AWG	GXL	S531 (1)
2	WHT	49-18 PLVL I	18 AWG	GXL	X530B (5)
3	BLK	0-30	18 AWG	GXL	X530B (6)
4	WHT	49-65 JIB ENBL NO	18 AWG	GXL	X525 (3)
6	WHT	25-4-2 LVL DN	18 AWG	GXL	HV143 (1)
7	WHT	25-3-2 LVL UP	18 AWG	GXL	HV142 (1)
8	WHT	23-3 ROT LFT	18 AWG	GXL	HV145 (1)
9	WHT	23-4 ROT RHT	18 AWG	GXL	HV144 (1)
10	WHT	27-6 JIB UP	18 AWG	GXL	HV176 (1)
11	WHT	27-5 JIB DN	18 AWG	GXL	HV177 (1)
12	BLK	0-4	18 AWG	GXL	MS508 (5)
13	YEL	2-0-4-5	16 AWG	GXL	S532 (1)
14	WHT	49-71 JIB STOW	18 AWG	GXL	X525 (4)
15	WHT	50-5 DUMP PRS SW	18 AWG	GXL	SN566-1 (2)
16	WHT	49-17 PLVL2	18 AWG	GXL	X530B (2)
17	BLK	0-29	18 AWG	GXL	X530B (2)
18	WHT	50-2-3 PLTFM DUMP	16 AWG	GXL	HV146 (1)
19	WHT	59-4 JSWG RHT	18 AWG	GXL	HV178 (1)
20	WHT	59-3 JSWG LFT	18 AWG	GXL	HV179 (1)
21	WHT	49-64 JIB ENBL NC	18 AWG	GXL	X525 (2)

S531					
CONN POS	WIRE COLOR	WIRE LABEL	GAUGE	JACKET	TO
1	WHT	49-92 5V REF	18 AWG	GXL	X32B (1)
2	WHT	49-92-1 5V REF	18 AWG	GXL	X530B (4)
2	WHT	49-92-2 5V REF	18 AWG	GXL	X530B (1)

S532					
CONN POS	WIRE COLOR	WIRE LABEL	GAUGE	JACKET	TO
1	YEL	2-0-4-5	16 AWG	GXL	X32B (13)
2	YEL	2-0-4-5-1	16 AWG	GXL	X525 (1)
2	YEL	2-0-4-5-2	16 AWG	GXL	X525 (5)
2	YEL	2-0-4-5-3	18 AWG	GXL	SN566-1 (1)

MS508 (PRIMARY BUSS)					
CONN POS	WIRE COLOR	WIRE LABEL	GAUGE	JACKET	TO
1	BLK	0-4-9	18 AWG	GXL	HV146 (2)
2	BLK	0-4-10	18 AWG	GXL	HV143 (2)
3	BLK	0-4-11	18 AWG	GXL	HV142 (2)
5	BLK	0-4	18 AWG	GXL	X32B (12)
6	BLK	0-4-1	18 AWG	GXL	MS509 (1)

MS509 (SECONDARY BUSS)					
CONN POS	WIRE COLOR	WIRE LABEL	GAUGE	JACKET	TO
1	BLK	0-4-1	18 AWG	GXL	MS508 (6)
2	BLK	0-4-2	18 AWG	GXL	HV179 (2)
3	BLK	0-4-3	18 AWG	GXL	HV178 (2)
4	BLK	0-4-4	18 AWG	GXL	HV177 (2)
5	BLK	0-4-5	18 AWG	GXL	HV176 (2)
6	BLK	0-4-6	18 AWG	GXL	HV145 (2)
7	BLK	0-4-7	18 AWG	GXL	HV144 (2)

X525					
CONN POS	WIRE COLOR	WIRE LABEL	GAUGE	JACKET	TO
1	YEL	2-0-4-5-1	16 AWG	GXL	S532 (2)
2	WHT	49-64 JIB ENBL NC	18 AWG	GXL	X32B (21)
3	WHT	49-65 JIB ENBL NO	18 AWG	GXL	X32B (4)
4	WHT	49-71 JIB STOW	18 AWG	GXL	X32B (14)
5	YEL	2-0-4-5-2	16 AWG	GXL	S532 (2)

X530B					
CONN POS	WIRE COLOR	WIRE LABEL	GAUGE	JACKET	TO
1	WHT	49-92-2 5V REF	18 AWG	GXL	S531 (2)
2	WHT	49-17 PLVL2	18 AWG	GXL	X32B (16)
3	BLK	0-29	18 AWG	GXL	X32B (16)
4	WHT	49-92-1 5V REF	18 AWG	GXL	S531 (2)
5	WHT	49-18 PLVL1	18 AWG	GXL	X32B (2)
6	BLK	0-30	18 AWG	GXL	X32B (3)

Figure 7-115. Platform Valve Sensor Harness - Sheet 2 of 4

SECTION 7 - BASIC ELECTRICAL INFORMATION & ELECTRICAL SCHEMATICS

HV176 (JIB UP)					
CONN POS	WIRE COLOR	WIRE LABEL	GAUGE	JACKET	TO
1	WHT	27-6 JIB UP	18 AWG	GXL	X32B (10)
2	BLK	0-4-5	18 AWG	GXL	MS509 (5)

HV146 (DUMP VLV)					
CONN POS	WIRE COLOR	WIRE LABEL	GAUGE	JACKET	TO
1	WHT	50-2-3 PLTFM DUMP	16 AWG	GXL	X32B (18)
2	BLK	0-4-9	18 AWG	GXL	MS508 (91)

HV144 (ROT RHT)					
CONN POS	WIRE COLOR	WIRE LABEL	GAUGE	JACKET	TO
1	WHT	23-4 ROT RHT	18 AWG	GXL	X32B (9)
2	BLK	0-4-7	18 AWG	GXL	MS509 (7)

HV143 (PLTFM LVL DN)					
CONN POS	WIRE COLOR	WIRE LABEL	GAUGE	JACKET	TO
1	WHT	25-4-2 LVL DN	18 AWG	GXL	X32B (6)
2	BLK	0-4-10	18 AWG	GXL	MS508 (2)

HV179 (JIB SWG LFT)					
CONN POS	WIRE COLOR	WIRE LABEL	GAUGE	JACKET	TO
1	WHT	59-3 JSWG LFT	18 AWG	GXL	X32B (20)
2	BLK	0-4-2	18 AWG	GXL	MS509 (2)

HV178 (JIB SWG RHT)					
CONN POS	WIRE COLOR	WIRE LABEL	GAUGE	JACKET	TO
1	WHT	59-4 JSWG RHT	18 AWG	GXL	X32B (19)
2	BLK	0-4-3	18 AWG	GXL	MS509 (3)

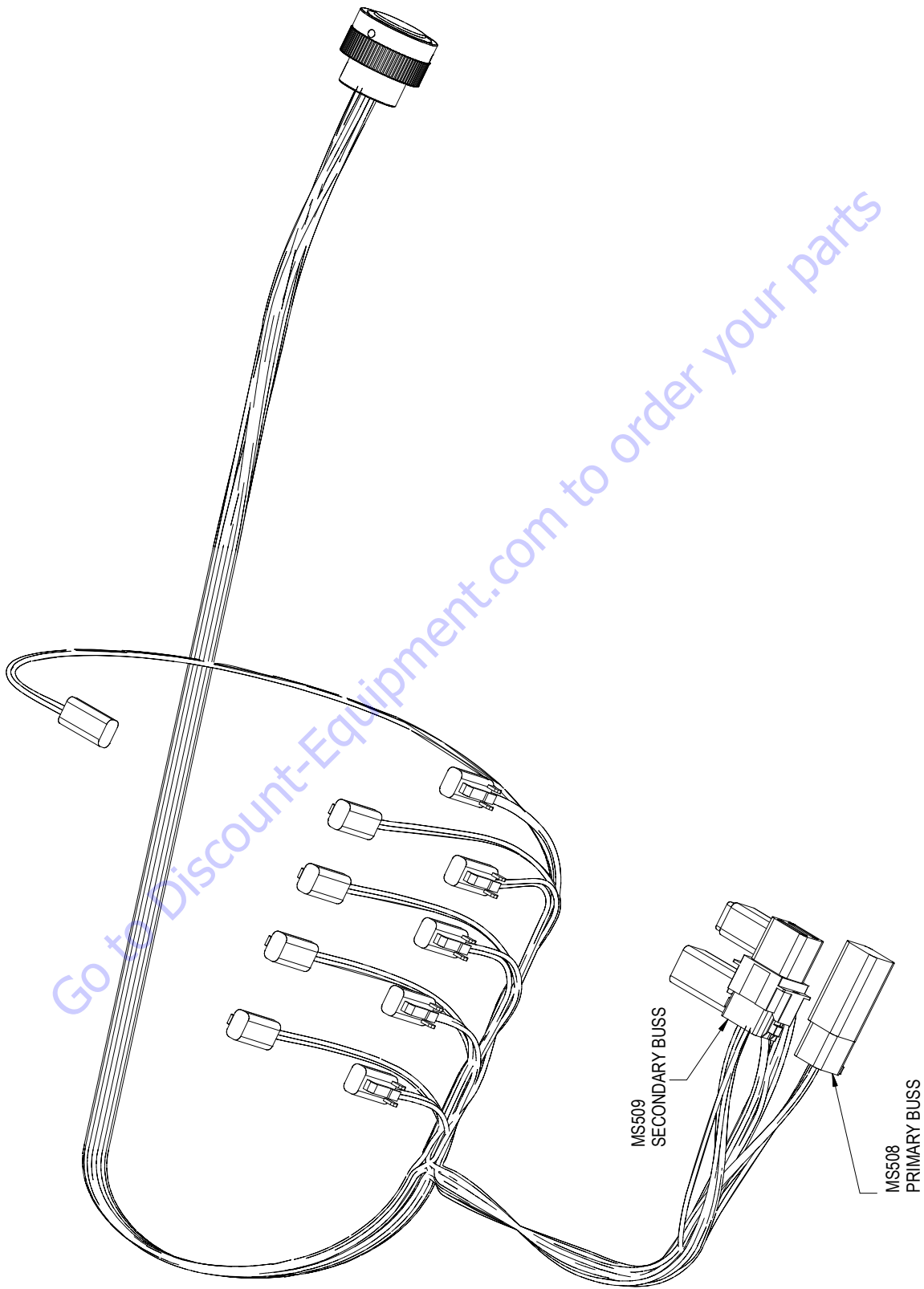
HV142 (PLTFM LVL UP)					
CONN POS	WIRE COLOR	WIRE LABEL	GAUGE	JACKET	TO
1	WHT	25-3-2 LVL UP	18 AWG	GXL	X32B (7)
2	BLK	0-4-11	18 AWG	GXL	MS508 (3)

HV145 (ROT LFT)					
CONN POS	WIRE COLOR	WIRE LABEL	GAUGE	JACKET	TO
1	WHT	23-3 ROT LFT	18 AWG	GXL	X32B (8)
2	BLK	0-4-6	18 AWG	GXL	MS509 (6)

SN566-1 (DUMP VLV PRS SW)					
CONN POS	WIRE COLOR	WIRE LABEL	GAUGE	JACKET	TO
1	YEL	2-0-4-5-3	18 AWG	GXL	S532 (2)
2	WHT	50-5 DUMP PRS SW	18 AWG	GXL	X32B (915)

HV177 (JIB DN)					
CONN POS	WIRE COLOR	WIRE LABEL	GAUGE	JACKET	TO
1	WHT	27-5 JIB DN	18 AWG	GXL	X32B (11)
2	BLK	0-4-4	18 AWG	GXL	MS509 (4)

Figure 7-116. Platform Valve Sensor Harness - Sheet 3 of 4



100196682 D

Figure 7-117. Platform Valve Sensor Harness - Sheet 4 of 4